

Helicity dependent cross sections for the photoproduction of $\pi^0\pi^\pm$ pairs from quasi-free nucleons

D. Ghosal ^{a,*}, V. Sokhoyan ^b, A. Fix ^c, S. Lutterer ^a, S. Abt ^a, P. Achenbach ^b, F. Afzal ^d, Z. Ahmed ^e, J.R.M. Annand ^f, M. Bashkanov ^g, R. Beck ^d, M. Biroth ^b, N. Borisov ^h, A. Braghieri ⁱ, W.J. Briscoe ^k, F. Cividini ^b, C. Collicot ^l, S. Costanza ^{ij}, A. Denig ^b, M. Dieterle ^a, A.S. Dolzhikov ^h, E.J. Downie ^k, P. Drexler ^b, S. Fegan ^g, S. Gardner ^f, D.I. Glazier ^f, I. Gorodnov ^h, W. Gradl ^b, M. Günther ^a, D. Gurevich ^m, L. Heijkenskjöld ^b, D. Hornidge ⁿ, G.M. Huber ^e, N. Jermann ^a, A. Käser ^a, V.L. Kashevarov ^{o,b}, M. Korolija ^p, B. Krusche ^a, A. Lazarev ^h, K. Livingston ^f, I.J.D. MacGregor ^f, D.M. Manley ^q, P.P. Martel ^b, Ch. Meier ^a, R. Miskimen ^s, M. Mocanu ^g, E. Mornacchi ^b, C. Mullen ^f, A. Neganov ^h, A. Neiser ^b, M. Ostrick ^b, P. Otte ^b, D. Paudyal ^e, P. Pedroni ⁱ, A. Powell ^f, G. Reicherz ^r, T. Rostomyan ^a, K. Spieker ^d, O. Steffen ^b, I.I. Strakovsky ^k, A. Thiel ^d, M. Thiel ^b, A. Thomas ^b, M. Unverzagt ^b, Yu.A. Usov ^h, S. Wagner ^b, N.K. Walford ^a, D.P. Watts ^g, D. Werthmüller ^a, J. Wettig ^b, L. Witthauer ^a, M. Wolfes ^b, N. Zachariou ^g

^aDepartment of Physics, University of Basel, Ch-4056 Basel, Switzerland

^bInstitut für Kernphysik, University of Mainz, D-55099 Mainz, Germany

^cTomsk Polytechnic University, Tomsk, Russia

^dHelmholtz-Institut für Strahlen- und Kernphysik, University Bonn, D-53115 Bonn, Germany

^eUniversity of Regina, Regina, SK S4S-0A2 Canada

^fSUPA School of Physics and Astronomy, University of Glasgow, G12 8QQ, United Kingdom

^gDepartment of Physics, University of York, Heslington, York, YO10 5DD, UK

^hJoint Institute for Nuclear Research, 141980 Dubna, Russia

ⁱINFN Sezione di Pavia, I-27100 Pavia, Pavia, Italy

^jDipartimento di Fisica, Università di Pavia, Pavia, Italy

^kCenter for Nuclear Studies, The George Washington University, Washington, DC 20052, USA

^lDepartment of Astronomy and Physics, Saint Mary's University, E4L1E6 Halifax, Canada

^mInstitute for Nuclear Research, RU-125047 Moscow, Russia

ⁿMount Allison University, Sackville, New Brunswick E4L1E6, Canada

^oLebedev Physical Institute, RU-119991 Moscow, Russia

^pRudjer Boskovic Institute, HR-10000 Zagreb, Croatia

^qKent State University, Kent, Ohio 44242, USA

^rInstitut für Experimentalphysik, Ruhr Universität, 44780 Bochum, Germany

^sUniversity of Massachusetts, Amherst, Massachusetts 01003, USA

Abstract

Photoproduction of $\pi^0\pi^\pm$ -pairs from quasifree nucleons bound in the deuteron has been investigated to study the helicity dependence of this reaction. Measurements with a liquid deuterium target were used to extract the unpolarized cross sections for reactions on protons and neutrons. A deuterated, longitudinally polarized solid-butanol target, together with a circularly polarized photon beam, determined the double polarization observable E . From these results the spin-dependent cross sections $\sigma_{1/2}$ and $\sigma_{3/2}$, corresponding to the anti-parallel and parallel spin configurations of the beam photon and target nucleon, have been derived. The measurements were performed at the Mainz MAMI accelerator with tagged, circularly-polarized photon beams produced via bremsstrahlung from longitudinally polarized electron beams. The reaction products were detected with an almost 4π solid-angle covering calorimeter composed of the Crystal Ball and TAPS detectors, supplemented by plastic scintillation detectors for charged particle identification. The results are sensitive to sequential decays of nucleon resonances via intermediate states and also to the decay of nucleon resonances by emission of charged ρ mesons, and are compared to recent model results.

1. Introduction

The basic properties of the fundamental forces of nature are reflected in the excitation spectrum of composite objects formed by them. The excitation spectrum of hadrons, such as protons and neutrons, is closely related to the properties of the strong interaction in the energy regime where it cannot be described by perturbative methods. The experimental approach to study the excitation spectrum of such systems is in principle similar to the detailed study of the electromagnetic interaction with the spectroscopy of atomic levels by optical methods or the spectroscopy of nuclear levels by the detection of γ -radiation emitted by their decays. However, in practice the study of excited nucleon states is complicated by the fact that they decay by the emission of mesons via the strong interaction, resulting in very short life times and hence the states have large widths. The states are therefore not well separated in energy like atomic or nuclear levels, but generally overlap. The original database for nucleon resonances came from elastic pion scattering. However, during the last two decades photon induced reactions have made important contributions [1]. Photoproduction of mesons is a very versatile tool for the study of the strong interaction in different contexts. The impact of such reactions on the excitation spectrum of the nucleon is visible in the Review of Particle Physics [2], where for many excited nucleon states results from photoproduction reactions have become decisive in determining their properties.

The present experiment addresses three important topics in this field. Without the measurement of polarization observables, it is impossible to disentangle the nucleon excitation spectrum. Partial wave analysis methods that can identify states of different quantum numbers need as input not only differential cross sections, but also polarization observables, which are particularly sensitive to interference terms in the amplitudes. For the production of single pseudoscalar (PS) mesons [3], at least beam, target, and recoil single-polarization and four carefully chosen double polarization observables must be measured for a ‘complete’ experiment. The double polarization observable E discussed in this work, which quantifies the ratio of contributions with photon and nucleon spin parallel or antiparallel, is an important one [4]. It allows contributions from nucleon resonances with spin $J = 1/2$ and $J \geq 3/2$ to be separated. This is not only true for single meson production, but also for the production of pion pairs.

The production of pairs of PS mesons is important for several reasons. The most obvious one is that one expects that nucleon states with more complicated excitations, in particular those which have both elementary oscillators excited [5] in the picture of a constituent quark model, decouple from direct decays to the nucleon ground state and tend to decay via cascades involving an intermediate state

in which only one oscillator de-excites. Such decays result in the emission of meson pairs. The restriction to single meson production reactions is therefore strongly biased against contributions from such states. Furthermore, the study of pion pairs gives also access to resonance decays involving heavier mesons that decay to them. These are in particular the σ and ρ mesons ($f_0(500)$ and $\rho(770)$ [2]). The first is best studied in the $\pi^0\pi^0$ final state, but the latter, due to isospin conservation, contributes only to $\pi^+\pi^-$ and to $\pi^0\pi^\pm$.

So far, mostly photoproduction off protons has been studied. However, since the electromagnetic interaction does not conserve isospin, reactions with neutron targets must also be investigated to determine the isospin dependence of the reaction mechanisms [6]. This can only be done with the use of light nuclear targets, such as deuterium. However, using nuclear targets introduces complications as not only the produced mesons, but also the recoil nucleons, must be identified and effects of Fermi motion and Final State Interaction (FSI) processes must be considered in the interpretation of the results.

Photoproduction of mixed charged (and doubly charged) pion pairs is also important for a different topic, namely the study of in-medium properties of hadrons. It has been much discussed in the literature, in particular in the context of heavy ion reactions, that properties of hadrons may change in dense and/or hot nuclear matter (see e.g. [7]), in the extreme leading to partial chiral symmetry restoration. However, even for nuclear matter at normal density, effects on the mass and/or width of hadrons have been suggested. An experimentally observed (see e.g. [8]), but never understood effect is the almost complete suppression of the second and third resonance bumps in total photoabsorption for nuclear targets. These structures, which are prominent for the free nucleon in the $\gamma N \rightarrow X$ reaction, are not observed for nuclei with mass numbers larger than $A = 4$. Total photoabsorption is an inclusive reaction that does not relate this effect to any specific reactions, but by using exclusive production processes the bump-like structure of the second resonance peak can be traced to the production of pion pairs [9–11]. Pairs with at least one charged pion are of interest, not only because the production cross section is large, but also because they can result from the decay of the $\rho(770)$ meson. The latter is one of the prime candidates for strong in-medium modifications of hadrons [7]. Such effects (broadening, mass shifts) would also influence nucleon resonances that decay by its emission [12] and could contribute to the suppression of the higher resonance regions in total photoabsorption.

2. Photoproduction of mixed-charge pion pairs

The reaction formalism and the sets of observables for the photoproduction of PS meson pairs are discussed in [13,14] and a field theoretic description of the two-pion production process is given in [15]. Photoproduction of PS me-

* Corresponding author, email address: dghosal@liverpool.ac.uk, Present affiliation: University of Liverpool, UK

son pairs requires the measurement of eight observables as a function of five kinematic parameters to determine just the magnitudes of the amplitudes, and 15 observables have to be measured to also fix their phases [13]. Such an experiment is impractical, but even the measurement of a few polarization observables in addition to the unpolarized cross sections can give valuable input for reaction models.

The first precise experimental results for total cross sections and pion-pion, pion-nucleon invariant mass distributions for the mixed-charge state of pion pairs revealed strong discrepancies compared to model predictions. The DAPHNE experiment measured the quasi-free $\gamma n \rightarrow p\pi^0\pi^-$ reaction [16,17] and TAPS first investigated the $\gamma p \rightarrow n\pi^0\pi^+$ final state [18]. Both experiments were carried out at the MAMI accelerator and covered energies up to the maximum of the second resonance region. The total cross sections in the second resonance region were significantly larger and the invariant-mass distributions had different shapes compared to the available models [19]. The invariant mass distributions of the pion-pion pairs suggested a significant contribution from decays of the ρ -meson, which was previously ignored in the models for this energy range because of its large nominal mass (770 MeV). However, possible contributions from the low-energy tail of its mass distribution could be due to decays of the $N(1520)3/2^-$ resonance into $N\rho$, as discussed in [20], or due to off-shell ρ -mesons in Kroll-Rudermann like diagrams (see Ref. [10] for a summary). The latter mechanism has almost no effects on the other isospin channels, because the production of uncharged ρ^0 mesons in Kroll-Rudermann diagrams is suppressed.

Apart from total cross sections and invariant mass distributions, the helicity split of the $\gamma n \rightarrow p\pi^0\pi^-$ reaction [22] was measured with the DAPHNE experiment up to the maximum of the second resonance region. The result was a dominant contribution of the $\sigma_{3/2}$ component (photon and nucleon spin aligned, see below), which would fit to the excitation of the $N(1520)3/2^-$ resonance. The helicity split was also measured with the DAPHNE setup for the reaction $\gamma p \rightarrow n\pi^0\pi^+$ with a free proton target [23].

The beam-helicity asymmetry I^\odot , measured with a circularly polarized photon beam, was reported for the $\gamma p \rightarrow n\pi^0\pi^+$ reaction off free protons up to the second resonance region [24,25] and for quasifree nucleons bound in the deuteron up to photon energies of 1.4 GeV [26]. The comparison to model predictions revealed large, non-understood discrepancies, particularly at low incident photon energies.

3. Experiment

In the present experiment, the helicity-split of the cross section for the reactions $\gamma p \rightarrow n\pi^0\pi^+$ and $\gamma n \rightarrow p\pi^0\pi^-$ off quasifree nucleons bound in the deuteron was measured for photon energies up to 1.4 GeV.

The primarily measured polarization observable in the

notation of Ref. [13] is the asymmetry P_z^\odot , which is identically defined as the better known observable E for single meson photoproduction by

$$E = \frac{\sigma_{1/2} - \sigma_{3/2}}{\sigma_{1/2} + \sigma_{3/2}} = \frac{\sigma_{1/2} - \sigma_{3/2}}{2\sigma_0}, \quad (1)$$

For a circularly polarized photon beam and a longitudinally polarized target, two different relative spin orientations, parallel or antiparallel, corresponding to the cross sections $\sigma_{3/2}$ ($\uparrow\uparrow$) and $\sigma_{1/2}$ ($\uparrow\downarrow$) are possible, which are termed helicity-3/2 and helicity-1/2. These two configurations correspond to the excitation of nucleon resonances to the electromagnetic couplings $A_{3/2}$ and $A_{1/2}$ [2]. Nucleon resonances with spin $J=1/2$ contribute only to $\sigma_{1/2}$ while those with $J \geq 3/2$ (or non-resonant backgrounds) can contribute to both.

The experiment required longitudinally polarized deuterium nuclei as a target. These were provided by a solid deuterated-butanol target (C_4D_9OD) of the frozen-spin type [27]. Average polarization of the deuterons was between 55% and 62%. The polarization was corrected for the quasi-free nucleons bound in the deuteron for the d-wave component of the deuteron wave function ($\approx 6\%$ correction), resulting in the effective polarization degree P_T .

The background arising from reactions with the unpolarized heavy nuclei (mainly carbon, small amounts of oxygen) in the butanol molecules was determined with additional measurements using a carbon-foam target with the same geometry (target length and radius 2.0 cm) and the same surface density for heavy nuclei as the butanol target and a liquid deuterium target (length 4.72 cm, radius 4 cm).

3.1. Experimental setup

The data used for the present analysis have already been analyzed for the reactions $\gamma N \rightarrow N\pi^0$ [28], $\gamma N \rightarrow N\eta$ [29,30], $\gamma N \rightarrow N\pi\eta$ [31], and $\gamma N \rightarrow N\pi^0\pi^0$ [32]. This data set is very well understood and all relevant experimental details are given in the respective publications, therefore only a short summary is given here.

The experiment was performed at the MAMI accelerator in Mainz [33] with the Glasgow tagged photon facility [34] using a circularly polarized photon beam. The photon beam was prepared with bremsstrahlung from a longitudinally polarized electron beam penetrating a copper radiator of 10 μm thickness. Typical values of the electron polarization P_{e^-} were $\approx 80\%$. The energy-dependent circular polarization P_\odot of the photon beam followed from the polarization transfer formula given in Ref. [35]

$$P_\odot = P_{e^-} \cdot (4x - x^2)/(4 - 4x + 3x^2), \quad (2)$$

with $x = E_\gamma/E_{e^-}$, where E_{e^-} , E_γ are electron and gamma beam energies, respectively.

The targets were placed in the center of the main detector, the Crystal Ball (CB) [36] composed of 672 NaI(Tl) crystals, covering 20° to 160° of the polar angle in a spheri-

cal geometry supplemented at forward angles from 5° to 20° by a hexagonal wall of 366 BaF₂ crystals from the TAPS detector [37]. The target was surrounded by a cylindrical particle identification detector (PID) comprising 24 plastic scintillator strips, covering 15° in the azimuthal angle each [38]. Identification of charged particles hitting the TAPS detector was done with individual, hexagonal plastic scintillators in front of each crystal. In total, the setup covered about 97% of the total solid angle and could detect photons (from decays of neutral mesons), charged pions, and recoil protons and neutrons.

4. Data Analysis

4.1. Particle and Reaction Identification

The reaction identification was almost identical to that in Ref. [26]. In the first step, hits in the main calorimeters CB and TAPS were assigned as ‘charged’ or ‘neutral’ depending on the response of the charged particle detectors in front of them. For the analysis of the quasifree $\gamma d \rightarrow p\pi^0\pi^-$ (p) reaction, events with two charged (hypothesis p , π^-) and two neutral (photons from π^0 decay) hits were accepted. For $\gamma d \rightarrow n\pi^0\pi^+$ (n), events with one charged (π^+) and three neutral (hypothesis n , 2γ) were analyzed. For both reactions, the nucleon in brackets was the undetected spectator nucleon. In rare cases, also the spectator nucleon can be detected due to extreme Fermi momenta. This was not explicitly analyzed but included in the simulation of detection efficiency with realistic Fermi momentum distributions.

In the next step, calorimeter hits were assigned to photons, charged pions, protons, and neutrons. Charged pions and protons hitting the CB were distinguished by an $E - \Delta E$ analysis comparing the energy deposition in the CB and the energy loss in the PID. This is shown in Fig. 1.

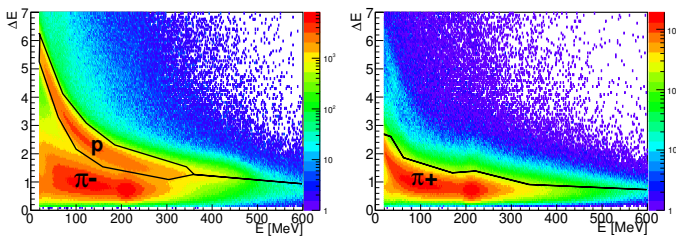


Fig. 1. Identification of protons and charged pions in CB with a $\Delta E - E$ analysis. Left hand side: events with two charged particles and two neutrals ($p\pi^-\pi^0$), Right hand side: events with one charged particle and three neutrals ($n\pi^+\pi^0$).

For hits in the TAPS detector ‘charged’ and ‘neutral’ can be assigned due to the response of the scintillation detector for charged particles. In addition, the pulse-shape analysis of the response of the BaF₂ crystals separates photons and neutrons. Time-of-flight versus energy analysis provides an additional separation of protons, photons, and neutrons.

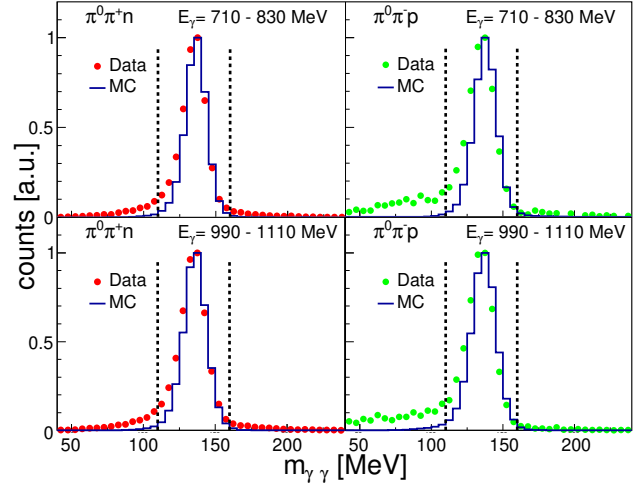


Fig. 2. Invariant mass spectra for two typical energy ranges indicated in the figure. Left hand side: $\pi^0\pi^+n$ final state, Right hand side: $\pi^0\pi^-p$ compared to MC simulations of the same reactions. The dashed vertical lines indicate cuts applied for further analysis.

The only missing information at this stage is the separation of neutrons and photons hitting the CB due to too short flight pass for time-of-flight analysis and the identification of charged pions in TAPS, since all usable methods like $E - \Delta E$ have too low resolution to exclude protons from background reactions. Therefore, events with charged pions in TAPS (polar angles $\leq 20^\circ$) were discarded and approximately corrected in the detection efficiency simulations.

For events with three neutral hits in the CB, neutrons were distinguished from photons using a χ^2 analysis of all possible combinations to identify a pair of photons arising from a π^0 decay. The χ^2 of all hypothetical photon pairs was calculated from

$$\chi^2 = \frac{(m_{\gamma\gamma}(k) - m_{\pi^0})^2}{\Delta m_{\gamma\gamma}(k)}, \quad (3)$$

where $k = 1, 2, 3$, $m_{\gamma\gamma}(k)$ are the invariant masses of the three possible combinations of neutral hits to pion-decay photons, $\Delta m_{\gamma\gamma}(k)$ are their uncertainties, and m_{π^0} is the nominal pion mass. The pair with the best χ^2 was chosen for the π^0 photons and the third neutral hit was assigned to the neutron.

Invariant mass spectra for the two reactions and two typical incident photon energies are presented in Fig. 2. The experimental results for both reactions are compared to the line shapes generated by a Monte Carlo (MC) simulation using the Geant4 code [39]. They agree reasonably well with the experimental data and the level of background is low. The lower level of background at small invariant masses for the $\pi^0\pi^+n$ final state is due to the preceding χ^2 analysis. The nominal invariant mass m_{π^0} of the π^0 meson was used, as in Ref. [26], to improve the experimental resolution in further data analysis steps.

The final step of event identification required the suppression of background from other reactions that have a neutral, a charged pion, and a recoil nucleon in the final

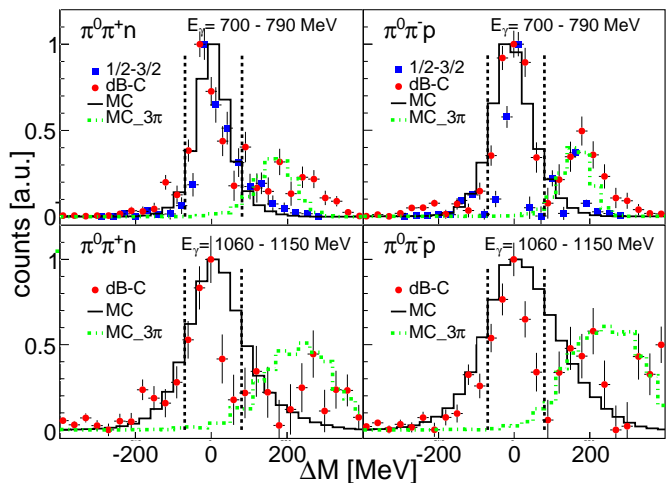


Fig. 3. Missing mass spectra for two typical energy ranges indicated in the figure. Plotted are the butanol data after subtraction of the carbon background (red circles). For the lower energy range also the difference of the count rates for the two helicity states (blue squares). Left hand side: $\pi^0\pi^+n$ final state, Right hand side: $\pi^0\pi^-p$. Both reactions are compared to line shapes from MC simulations (black lines) which include background from three-pion production processes (green dash-dotted lines). Lastly, the vertical dotted lines indicate cuts applied for further analysis.

state but also have additional undetected particles. Of particular concern are triple-pion production processes (including the $\gamma N \rightarrow N\eta \rightarrow N\pi^0\pi^+\pi^-$ reaction) where one charged pion can be lost or misidentified as a recoil proton (in events where the recoil neutron was missed).

The simplest condition to be fulfilled is ‘coplanarity’, that is the azimuthal angles of the momenta of the recoil nucleon and the two-pion system must be back-to-back in the laboratory frame. This condition was tested as in [26], the observed background level was small and some background was removed with a 2σ cut around the 180° nominal peak. However, this condition is not very stringent because undetected charged pions with low momenta do not significantly influence the angular balance.

More effective is a missing mass analysis for which the recoil nucleon, although detected, is treated as a missing particle and its mass is calculated from the kinematic parameters of the meson pair by

$$\Delta M = |P_\gamma + P_N - P_{\pi^0} - P_{\pi^\pm}| - m_N, \quad (4)$$

where P_γ , P_N are the four-vectors of incident photon and incident nucleon (assumed to be at rest, with the distribution broadened by Fermi motion), and P_{π^0} , P_{π^\pm} are the four-momenta of the pions. Spectra for two typical energy regions are shown in Fig. 3. These spectra were measured with the solid butanol target. As discussed in Ref. [28], the background contributions from the unpolarized heavier nuclei with large Fermi momenta smear out all structures. Therefore, only the data after subtraction of the carbon background are shown. For the lower energy range, where the asymmetry is sufficiently large, the count rate difference for the two polarization states with parallel ($(\uparrow\uparrow)$) and an-

tiparallel ($(\uparrow\downarrow)$) spin of photon beam and target are shown. For both spectra, only reactions off polarized deuterium nuclei contribute. The difference between the two types of spectra for the lower energy in the region of large missing mass is due to cancellation of background in the helicity difference spectra. The experimental data are compared to the line shapes of MC simulations for the $\gamma N \rightarrow N\pi^0\pi^\pm$ reaction and for background from triple-pion production, both for quasi-free nucleons bound in the deuteron (i.e. including Fermi motion constructed from the deuteron wave function [41]). The agreement between the simulated line shapes and the experimental results is good. The indicated cuts were applied for further analysis. It should be noted that although the spectra shown in Fig. 3 are integrated over all angles and large bins of incident photon energies, the detailed analysis was done in finer energy bins and took into account the dependence on cm angles of the pion pairs. The MC background structures are only roughly scaled to the background data, but show that their expected contribution to the signal region is small.

4.2. Extraction of asymmetries and helicity-dependent cross sections

The asymmetry E (or in notation for double pion production P_z^\odot [13]) is defined by Eq. 1. It follows in principle directly from the count rates of the reaction for the two helicity states ($\uparrow\uparrow$) ($N_{3/2}$) and ($\uparrow\downarrow$) ($N_{1/2}$) by

$$E = \frac{1}{P_\odot P_T} \cdot \frac{N_{1/2} - N_{3/2}}{(N_{1/2} - N_B) + (N_{3/2} - N_B)}, \quad (5)$$

where P_\odot and P_T are the beam and target polarization degrees and N_B is the background count rate from unpolarized nucleons bound in the heavy nuclei of the butanol molecules which cancels in the numerator. Due to this background, count rate measurements with carbon and/or liquid deuterium targets are also needed. The asymmetry can then be constructed in two different ways. Equation 5 requires a measurement of the count rates N_b with a carbon target. For this purpose, carbon foam targets have been used, which had the same carbon surface density and the same geometry as the butanol target so that only the incident photon flux for both measurements had to be considered, all other systematical effects cancel or have no notable influence on final results. The other approach is to use in the denominator the results from a measurement with an unpolarized liquid deuterium target. In that case, fully normalized cross sections taking into account target density and detection efficiencies (can be slightly different for butanol and deuterium target because of different target geometry) have to be taken into account and the asymmetry can be expressed as the right hand side of Eq. 1. A comparison of the two methods was used to estimate systematic uncertainties due to the unpolarized background. The results are labeled ‘version 1’ for normalization to deuterium data and ‘version 2’ for subtraction of carbon background.

Measurements with nucleons bound in deuterium are affected by the Fermi motion of the particles. This effect is mostly important when rapidly varying observables are smeared out in energy. It appears when the tagged photon energy in the initial state is used to reconstruct the invariant mass W of the final state nucleon - meson ensembles, because in this case the initial-state nucleon is approximated at rest. Alternatively, one can determine the final-state energy W from the four vectors of the final state particle (defined as $W = \sqrt{M^2 + 2ME_\gamma}$, where M is the target nucleon mass), which are however measured with less experimental resolution than the energy of the incident photon. This final state technique has been successfully applied in Refs. [6,28–32,40], using the measured energies and angles of photons from π^0 or η decays as well as the angle of the recoil nucleon.

The difficulty in the present case occurs at higher energies because the kinetic energies of the charged pions are less well determined than those of photons due to punch-through of the particles, so that the resolution becomes poor at high incident photon energies.

The most important systematic uncertainties for the asymmetry E arise from the polarization degrees of the photon beam P_\odot and the target P_T . As discussed for the analysis of other reactions from the same data set, they are estimated at $\Delta P_\odot = 2.7\%$ and $\Delta P_T = 10\%$ [28,30–32]. The relatively large uncertainty of the target polarization was due to problems with the homogeneity of the magnetic field of the polarizing magnet, as discussed in detail in [30].

Uncertainties from target densities, photon fluxes, and simulated detection efficiencies cancel in first order in the asymmetry E . Only the contributions from unpolarized background in the denominator can cause higher order effects, either because the carbon background has to be subtracted or the normalization is carried out with the liquid deuterium results, so that systematic differences between the measurements (from photon flux, target density, or in case of the deuterium target non identical target geometry) can contribute. They are difficult to quantify and the best estimate comes from the comparison of the two independent normalization methods. For both methods, only count rates normalized to fluxes and detection efficiencies have been used, so that effects from different target geometries were removed at the level of precision of the MC simulations.

For the helicity dependent absolute cross sections $\sigma_{1/2}$ and $\sigma_{3/2}$, the absolute uncertainties of fluxes, target densities, and detection efficiencies also contribute. Typical uncertainties for target densities are $\approx 4\%$ and uncertainties of photon fluxes are $\approx 3\%$ range. In the present case, comparisons of the analysis of the results from the butanol and the liquid deuterium target help to estimate such effects. The uncertainty of the detection efficiency obtained from the MC simulations is the most critical part. This is mainly due to the charged pions which could not be cleanly identified in the TAPS detector, so that at polar angles below 20° charged pions were not accepted. This makes the MC sim-

ulations more prone to systematic effects from the angular distribution of the charged pions. Such effects have been minimized by adapting the MC generator to the measured data. In an iterative process, contributions from reaction chains such as $\gamma N \rightarrow \Delta^\pm \pi^0 \rightarrow N \pi^\pm \pi^0$, $\gamma N \rightarrow \Delta^0 \pi^\pm \rightarrow N \pi^\pm \pi^0$, $\gamma N \rightarrow N \rho^\pm \rightarrow N \pi^\pm \pi^0$, and phase space $\gamma N \rightarrow N \pi^\pm \pi^0$ (which subsumes many other contributions) have been fitted to the angular distributions of the pions and the invariant mass distributions of pion-pion and pion-nucleon pairs. For the absolute cross sections, the data from the liquid deuterium target were used.

5. Results and Conclusions

The results obtained for the total asymmetry E , integrated over all meson angles and invariant mass distributions, are shown in Fig. 4 for both reaction channels, as function of the incident photon energy E_γ .

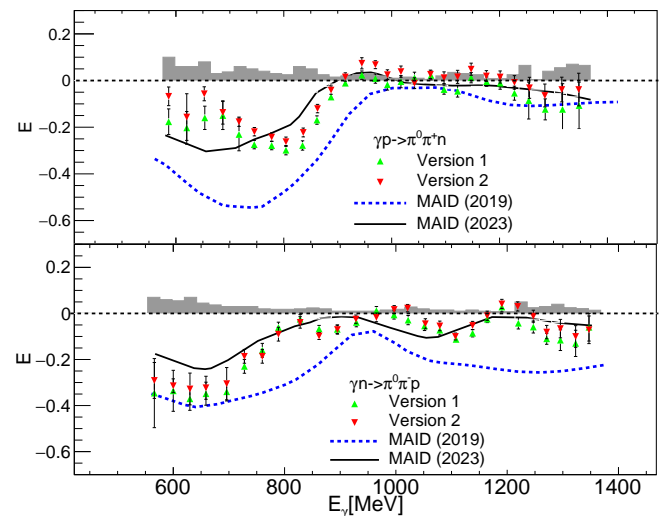


Fig. 4. The asymmetry E for the $\gamma p \rightarrow \pi^0 \pi^+ n$ (upper plot) and $\gamma n \rightarrow \pi^0 \pi^- p$ (lower plot) reactions as function of incident photon energy. (Red) downward triangles: carbon-background subtraction, (green) upward triangles: normalization to liquid deuterium data. Histograms: systematic uncertainty. (Blue) dotted and (black) solid lines are results from the MAID model. The most recent version (MAID 2023) includes results from the present measurement in the data base.

Figure 4 summarizes the results from both analyses, where either in the denominator of Eq. 1 the unpolarized background measured with a carbon target is subtracted or the data are normalized to the unpolarized cross section measured with a liquid deuterium target. Both analyses agree very well, demonstrating that the elimination of the unpolarized background is well under control. For the further analysis of the $\sigma_{1/2}$ and $\sigma_{3/2}$ components of the cross section the average of the two results for E were used. The statistical uncertainties of E were linearly averaged because they are dominated by the fluctuations of the numerator in Eq. 1, which is identical for both analyses.

Figure 5 shows the total cross sections for proton and neutron targets as function E_γ . They are compared to fits

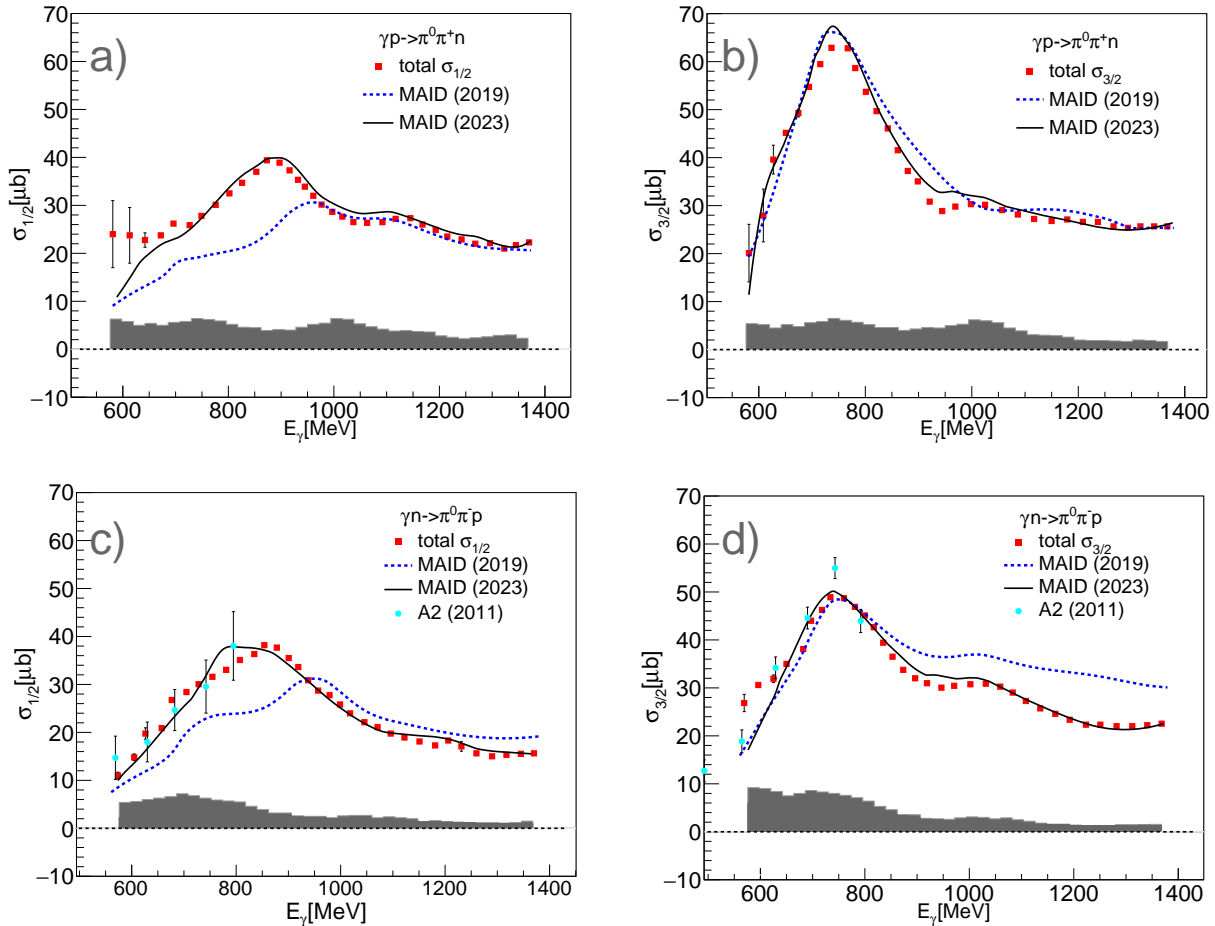


Fig. 5. Total cross sections for the two helicity states $\sigma_{1/2}$ (plots a,c) and $\sigma_{3/2}$ (plots b,d) as function of incident photon energy E_γ for the two reactions $\gamma p \rightarrow \pi^0 \pi^+ n$ (plots a,b) and $\gamma n \rightarrow \pi^0 \pi^+ p$ (plots c,d). Red squares: our new data, cyan circles: existing GDH/A2 data [22], dashed (blue) and solid (black) curves: results from the MAID model. The gray bands indicate the systematic uncertainty.

with the MAID model. The new data, being in good agreement with the existing data from DAPHNE for the channel $\gamma n \rightarrow p \pi^- \pi^0$ [22], provide a significant improvement in quality at energies up to ≈ 800 MeV and extend the coverage towards higher energies.

The model used for fitting the data was obtained by refining the 2π -MAID model of Ref. [21]. Its previous version, hereinafter referred to as MAID(2019), in which the present data were not included, was partially used in Ref. [32] to study partial wave content of the helicity components $\sigma_{1/2}$ and $\sigma_{3/2}$ of the $\gamma p \rightarrow p \pi^0 \pi^0$ and $\gamma n \rightarrow n \pi^0 \pi^0$ cross sections. In contrast to the original model of [21], where for the resonance parameters (masses, hadronic and radiative widths) the mean values from the Particle Data Group compilation were taken, in the present study these parameters were fitted to the data by varying them in a certain narrow range around their mean values given in Ref. [2]. Another difference from Ref. [21] is that the new $\gamma N \rightarrow \pi \pi N$ amplitude contains additional background terms in the $\pi \Delta$ channel in the partial waves with spin-parity $J^\pi = \frac{3}{2}^\pm$ and isospin $I = \frac{1}{2}$. The main intent of introducing these pure phenomenological terms was to eliminate the principal disagreement

between the theory and the data in the $\pi^0 \pi^0$ channel in the energy region below the $N(1520) \frac{3}{2}^-$ resonance. The major constraint of the new model is that the background amplitudes are smooth functions of energy compared to strong variation of the amplitudes in the resonance sector.

The FSI effects appearing in $\pi\pi$ production on a deuteron were calculated in Ref. [21]. They have been shown to be comparable or smaller than the systematic uncertainties of our new data on the cross sections for the reactions $\gamma p \rightarrow n \pi^0 \pi^+$ and $\gamma n \rightarrow p \pi^0 \pi^-$. The FSI effects in the E asymmetry (defined as a ratio of the cross sections) are expected to be even smaller. In this regard, the model calculations presented here were performed on free nucleons.

Figure 6 summarizes the split of the total cross sections into different reaction channels for proton and neutron target and both helicity components. The study of individual mechanisms in the $\pi^\pm \pi^0$ production [19–21] shows that in the second resonance region the main contribution to these channels comes from the Δ Kroll-Ruderman term, as well as from the excitation of the $N(1520) \frac{3}{2}^-$ resonance. The Kroll-Ruderman mechanism dominates in the region of photon energies $E_\gamma < 0.6$ GeV and leads to the production

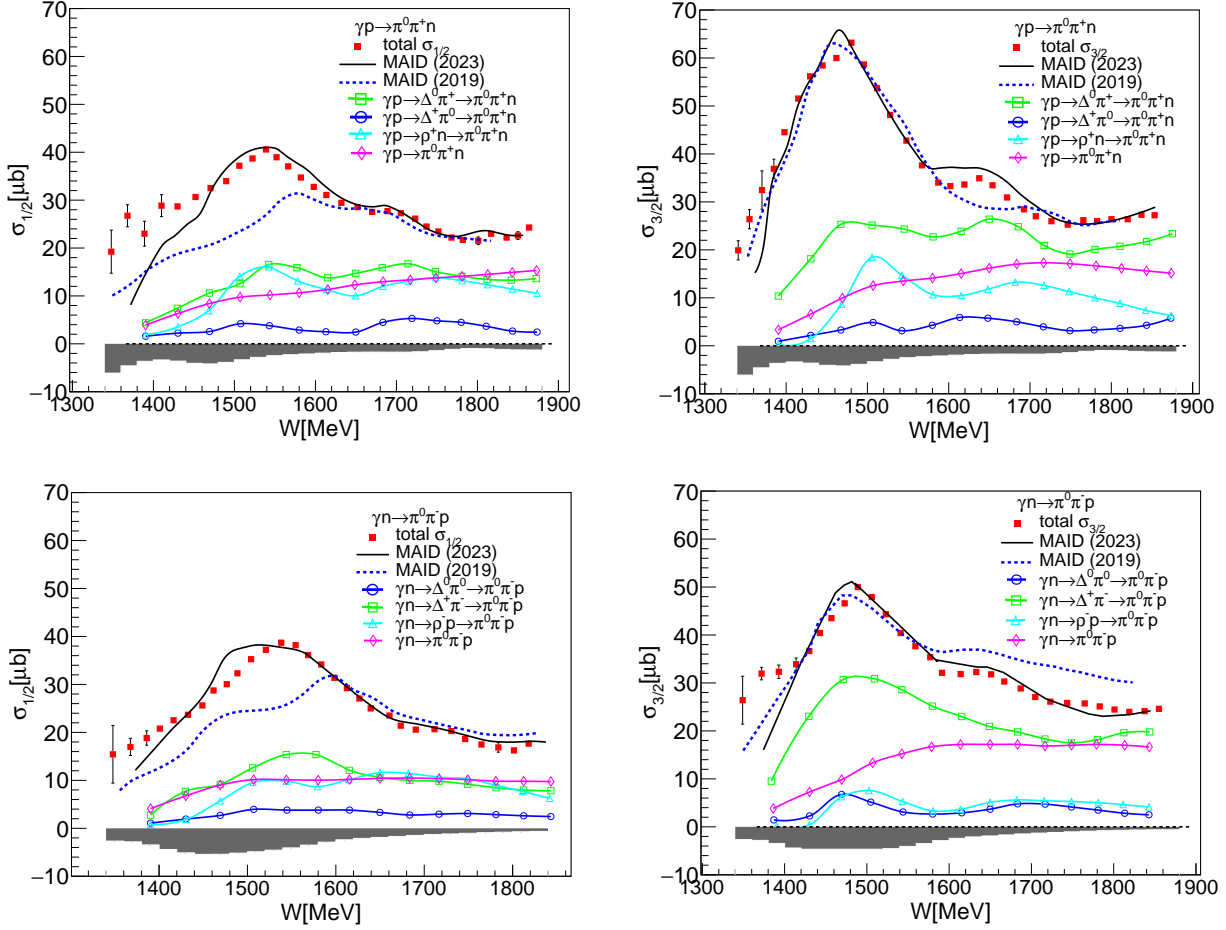


Fig. 6. Comparison of MAID model calculations (including individual reaction channels) with the experimentally measured total cross section.

of a $\pi^\pm\Delta^0$ configuration with the orbital momentum $l = 0$. Thus, the relative contribution of this term to $\sigma_{1/2}$ and $\sigma_{3/2}$ is basically determined by the ratio of the squared Clebsch-Gordan coefficients $(\frac{1}{2} \frac{1}{2} 11 | \frac{3}{2} \frac{3}{2})$ and $(\frac{1}{2} -\frac{1}{2} 11 | \frac{3}{2} \frac{3}{2})$, which gives $\sigma_{3/2} = 3\sigma_{1/2}$. As one can see from Fig. 5, this simple relation is somewhat violated due to admixture of other terms.

The rapid change of $\sigma_{3/2}$ in the $\pi\Delta$ and ρN channels at the energies around $E_\gamma = 770$ MeV can naturally be attributed to the excitation of $N(1520)3/2^-$. The photon decay amplitude A_λ of this resonance is significantly larger for the helicity state $\lambda = 3/2$ than for $\lambda = 1/2$ for both the proton and neutron target [2], so that this state is primarily seen in the $\sigma_{3/2}$ part. This applies to a large extent to the ρN channel. According to various model calculations [19–21], the background mechanisms of the ρN production in the second resonance region are rather insignificant, so that this channel should mostly be saturated by the $\gamma N \rightarrow N(1520) \rightarrow \rho N$ transition. This assumption gives for the ratio of the corresponding partial cross sections $R = \sigma_{3/2}^{(\rho N)}(\pi^+\pi^0)/\sigma_{3/2}^{(\rho N)}(\pi^-\pi^0) \approx [A_{3/2}^{(p)}/A_{3/2}^{(n)}]^2$. Taking $A_{3/2}^{(p)} = 0.140 \text{ GeV}^{-1/2}$ and $A_{3/2}^{(n)} = -0.115 \text{ GeV}^{-1/2}$ from [2] we obtain $R = 1.48$ in reasonable agreement with our data. The

fit gives somewhat larger value, $R \approx 2.25$. This difference manifests itself in the underestimation of the cross section $\sigma_{3/2}^{(\rho N)}$ in the $\pi^-\pi^0 p$ channel.

As for contribution of other resonances, from simple considerations based on the isospin algebra, one concludes that if the two pions are produced by excitation of an isospin $I = \frac{1}{2}$ resonance, $\gamma N \rightarrow N^* \rightarrow \pi\Delta \rightarrow \pi\pi N$, the formation of intermediate states with charged and neutral pions, $\pi^\pm\Delta$ and $\pi^0\Delta$, has the same probability. That is, $\sigma(\pi^\pm\Delta) = \sigma(\pi^0\Delta)$ for the N^* -type resonances. For the Δ^* states, using the same simple considerations, one obtains $\sigma(\pi^\pm\Delta) = 4\sigma(\pi^0\Delta)$. For this reason, in the second resonance region, where the $I = 1/2$ resonances are mainly excited, the visible excess of the $\pi\Delta$ contribution with the charged pions ($\pi^+\Delta^0$ and $\pi^-\Delta^+$) over the corresponding neutral pion channels ($\pi^0\Delta^+$ and $\pi^0\Delta^0$) should primarily be related to the Born mechanisms.

Finally, we note the difference between MAID(2019) and MAID(2023) versions of the 2π -MAID model. As is noted above, in MAID(2019) the present results were not included, and the major part of the fitted database was provided by numerous experimental results for the $\pi^0\pi^0 p$ and $\pi^0\pi^0 n$ channels. Inclusion of the present data into the fitting procedure in MAID(2023) led primarily to a change of

hadronic partial widths of some resonances. In particular, to reproduce $\sigma_{1/2}$ at energies below $E_\gamma = 800$ MeV, the $\pi\Delta$ and ρN branching ratios of $N(1535)1/2^-$ were increased from 1% and 5% to 7% and 16%, respectively. At higher energies, $E_\gamma > 1$ GeV, we had to slightly reduce the contributions of the resonances $\Delta(1620)1/2^-$ and $\Delta(1700)3/2^-$. Here also the diffractive ρ production via meson exchange in the t -channel was additionally suppressed by artificial amplifying the absorptive corrections.

In summary, precise data have been obtained for the helicity dependence of photoproduction of mixed-charge pion pairs off nucleons. This letter also summarizes the total cross sections. Angular distributions and invariant-mass distributions of the pion-pion and pion-nucleon pairs will be discussed in a more detailed comparison of the experimental data to the reaction model results in an upcoming paper.

Acknowledgments

This paper is dedicated to the memory of B. Krusche.

We wish to acknowledge the outstanding support of the accelerator group and operators of MAMI. This work was supported by Schweizerischer Nationalfonds (200020-156983, 132799, 121781, 117601), Deutsche Forschungsgemeinschaft (SFB 443, SFB 1044, SFB/TR16), the INFN-Italy, the European Community-Research Infrastructure Activity under FP7 programme (Hadron Physics, grant agreement No. 227431), the UK Science and Technology Facilities Council (ST/J000175/1, ST/G008604/1, ST/G008582/1, ST/J00006X/1, and ST/L00478X/1), the Natural Sciences and Engineering Research Council (NSERC, FRN: SAPPJ-2015-00023), Canada. The model calculation was supported by the Russian Science Foundation, Grant No. 22-42-04401. This material is based upon work also supported by the U.S. Department of Energy, Office of Science, Office of Nuclear Physics Research Division, under Award Numbers DE-FG02-99-ER41110, DE-FG02-88ER40415, DE-FG02-01-ER41194, and DE-SC0014323 and by the National Science Foundation, under Grant Nos. PHY-1039130 and IIA-1358175.

References

- [1] A. Thiel, F. Afzal and Y. Wunderlich, *Prog. Part. Nucl. Phys.* 125, 103949 (2022).
- [2] P.A. Zyla *et al.*, *Prog. Theor. Exp. Phys.* 2020 (2020) 083C01.
- [3] W.T. Chiang and F. Tabakin, *Phys. Rev. C* 55 (1997) 2054.
- [4] I. S. Barker, A. Donnachie and J. K. Storrow, *Nucl. Phys. B* 95, 347-356 (1975).
- [5] A. Thiel *et al.*, *Phys. Rev. Lett.* 114 (2015) 091803.
- [6] B. Krusche, *Eur. Phys. J. Special Topics* 198 (2011) 199.
- [7] S. Leupold, V. Metag and U. Mosel, *Int. J. Mod. Phys. E* 19 (2010) 147.
- [8] N. Bianchi *et al.*, *Phys. Lett. B* 299 (1993) 219.
- [9] B. Krusche *et al.*, *Eur. Phys. J. A* 6 (1999) 309.
- [10] B. Krusche and S. Schadmand, *Prog. Part. Nucl. Phys.* 51 (2003) 399.
- [11] B. Krusche *et al.*, *Eur. Phys. J. A* 22 (2004) 277.
- [12] M. Post, J. Lehr and U. Mosel, *Nucl. Phys. A* 741 (2004) 81.
- [13] W. Roberts and T. Oed, *Phys. Rev. C* 71 (2005) 055201.
- [14] H. Arenhövel and A. Fix, *Phys. Rev. C* 89 (2014) 034003.
- [15] H. Haberzettl, K. Nakayama, and Y. Oh *Phys. Rev. D* 99 (2019) 053001.
- [16] A. Braghieri *et al.*, *Phys. Lett. B* 363 (1995) 46.
- [17] A. Zabrodin *et al.*, *Phys. Rev. C* 60 (1999) 055201.
- [18] W. Langgärtner *et al.*, *Phys. Rev. Lett.* 87 (2001) 052001.
- [19] J.A. Gomez Tejedor, E. Oset, *Nucl. Phys. A* 600 (1996) 413.
- [20] K. Ochi *et al.*, *Phys. Rev. C* 56 (1997) 1472.
- [21] A. Fix and H. Arenhövel, *Eur. Phys. J. A* 25 (2005) 115.
- [22] J. Ahrens *et al.*, *Eur. Phys. J. A* 47 (2011) 36.
- [23] J. Ahrens *et al.*, *Phys. Lett. B* 551 (2003) 49.
- [24] D. Krambrichet *et al.*, *Phys. Rev. Lett.* 103 (2009) 052002.
- [25] F. Zehr *et al.*, *Eur. Phys. J. A* 48 (2012) 98.
- [26] M. Oberle *et al.*, *Eur. Phys. J. A* 50 (2014) 54.
- [27] C. Rohlf and H. Dutz, *Nucl. Instr. Meth. A* 526 (2004) 126.
- [28] M. Dieterle *et al.*, *Phys. Lett. B* 770 (2017) 523.
- [29] L. Witthauer *et al.*, *Phys. Rev. Lett.* 117 (2016) 132502.
- [30] L. Witthauer *et al.*, *Phys. Rev. C* 95 (2017) 055201.
- [31] A. Käser *et al.*, *Phys. Lett. B* 786 (2018) 305.
- [32] M. Dieterle *et al.*, *Phys. Rev. Lett.* 125 (2020) 062001.
- [33] K.-H. Kaiser *et al.*, *Nucl. Instr. Meth. A* 593 (2008) 159.
- [34] J.C. McGeorge *et al.*, *Eur. Phys. J. A* 37 (2008) 129.
- [35] H. Olsen and L.C. Maximon, *Physical Review* 114 (1959) 887.
- [36] A. Starostin *et al.*, *Phys. Rev. C* 64 (2001) 55205.
- [37] A.R. Gabler *et al.*, *Nucl. Inst. and Meth. A* 346 (1994) 168.
- [38] D. Watts, in *Calorimetry in Particle Physics, Proceedings of the 11th International Conference, Perugia, Italy 2004* (World Scientific, Singapore, 2005, p. 560).
- [39] S. Agostinelli *et al.*, *Nucl. Instr. Meth. A* 506 (2003) 250.
- [40] D. Werthmüller *et al.* *Phys. Rev. C* 90 (2014) 015205.
- [41] M. Lacombe *et al.*, *Phys. Lett. B* 101 (1981) 139.