

A DECOMPOSITION OF CYLINDRIC PARTITIONS AND CYLINDRIC PARTITIONS INTO DISTINCT PARTS

KAGAN KURŞUNGÖZ AND HALİME ÖMRÜUZUN SEYREK

ABSTRACT. We show that cylindric partitions are in one-to-one correspondence with a pair which has an ordinary partition and a colored partition into distinct parts. Then, we show the general form of the generating function for cylindric partitions into distinct parts and give some examples. We prove part of a conjecture by Corteel, Dousse, and Uncu. With due computational support; the other part of Corteel, Dousse, and Uncu's conjecture, which also appeared in Warnaar's work, is extended. The approaches and proofs are elementary and combinatorial.

1. INTRODUCTION AND STATEMENT OF RESULTS

Cylindric partitions were introduced by Gessel and Krattenthaler [28].

Definition 1. Let r and ℓ be positive integers. Let $c = (c_1, c_2, \dots, c_r)$ be a composition, where $c_1 + c_2 + \dots + c_r = \ell$. A cylindric partition with profile c is a vector partition $\Lambda = (\lambda^{(1)}, \lambda^{(2)}, \dots, \lambda^{(r)})$, where each $\lambda^{(i)} = \lambda_1^{(i)} + \lambda_2^{(i)} + \dots + \lambda_{s_i}^{(i)}$ is a partition, such that for all i and j ,

$$\lambda_j^{(i)} \geq \lambda_{j+c_{i+1}}^{(i+1)} \quad \text{and} \quad \lambda_j^{(r)} \geq \lambda_{j+c_1}^{(1)}.$$

The integers r and ℓ are called the rank, and the level, of the cylindric partition, respectively.

For example, the sequence $\Lambda = ((10, 5, 4, 1), (12, 8, 5, 3), (7, 6, 4, 2))$ is a cylindric partition with profile $(1, 2, 0)$. One can check that for all j , $\lambda_j^{(1)} \geq \lambda_{j+2}^{(2)}$, $\lambda_j^{(2)} \geq \lambda_j^{(3)}$ and $\lambda_j^{(3)} \geq \lambda_{j+1}^{(1)}$. We can visualize the required inequalities by writing the partitions in subsequent rows repeating the first row below the last one, and shifting the rows below as much as necessary to the left. Thus, the inequalities become the weakly decreasing of the parts to the left in each row, and downward in each column.

$$\begin{array}{cccc} & 10 & 5 & 4 & 1 \\ 12 & 8 & 5 & 3 & \\ 7 & 6 & 4 & 2 & \\ 10 & 5 & 4 & 1 & \end{array}$$

The repeated first row is shown in gray.

The size $|\Lambda|$ of a cylindric partition $\Lambda = (\lambda^{(1)}, \lambda^{(2)}, \dots, \lambda^{(r)})$ is defined to be the sum of all the parts in the partitions $\lambda^{(1)}, \lambda^{(2)}, \dots, \lambda^{(r)}$. The largest part of a cylindric partition Λ is defined to be the maximum part among all the partitions in Λ , and it is denoted by $\max(\Lambda)$. For the cylindric partition Λ given above, $|\Lambda| = 67$, and $\max(\Lambda) = 12$.

Date: 2023.

2010 Mathematics Subject Classification. 05A17, 05A15, 11P84.

Key words and phrases. cylindric partition, partition generating function, q -series, evidently positive series.

The following generating function

$$F_c(z, q) := \sum_{\Lambda \in \mathcal{P}_c} z^{\max(\Lambda)} q^{|\Lambda|}$$

is the generating function for cylindric partitions, where \mathcal{P}_c denotes the set of all cylindric partitions with profile c .

In 2007, Borodin [14] showed that when one sets $z = 1$ to this generating function, it turns out to be a very nice infinite product.

Theorem 2 (Borodin, 2007). *Let r and ℓ be positive integers, and let $c = (c_1, c_2, \dots, c_r)$ be a composition of ℓ . Define $t := r + \ell$ and $s(i, j) := c_i + c_{i+1} + \dots + c_j$. Then,*

$$(1) \quad F_c(1, q) = \frac{1}{(q^t; q^t)_\infty} \prod_{i=1}^r \prod_{j=i}^r \prod_{m=1}^{c_i} \frac{1}{(q^{m+j-i+s(i+1, j)}; q^t)_\infty} \prod_{i=2}^r \prod_{j=2}^i \prod_{m=1}^{c_i} \frac{1}{(q^{t-m+j-i-s(j, i-1)}; q^t)_\infty}.$$

The identity (1) is a very strong tool to find product representation of generating functions of cylindric partitions with a given profile explicitly.

Here and throughout, we use the following standard q -Pochhammer symbols [27].

$$(a; q)_n := \prod_{j=1}^n (1 - aq^{j-1}) \quad \text{and} \quad (a; q)_\infty := \lim_{n \rightarrow \infty} (a; q)_n,$$

for any $n \in \mathbb{N}$, $a, q \in \mathbb{C}$, and $|q| < 1$. The last condition on q will ensure that all series and infinite products in this note converge absolutely [9, 27].

Decompositions of cylindric partitions into several combinatorial components has been studied widely. To name a few, by Borodin [14], Corteel [15], Corteel, Savelief, and Vuletić [17], Langer [33, 34], and van Leeuwen [35]. In particular, Borodin [14] proved that cylindric partitions with a fixed profile are in one-to-one correspondence with a pair consisting of an ordinary partition and an arbitrarily labeled cylindric diagram. A bijective proof of this correspondence is given by Langer [34], based on the notion of growth diagrams developed by Fomin [24, 25]. Langer [34] also cites Krattenthaler [31] for a similar bijection. Our first general result is the following theorem.

Theorem 3. *For any profile $c = (c_1, \dots, c_r)$, the cylindric partitions with profile c are in one-to-one correspondence with pairs of partitions (μ, β) in which μ is an unrestricted partition and β is a partition into labeled distinct parts. Moreover, the possible labels of parts of β are determined by the profile c , and the length of runs in β cannot exceed the smaller of $(r - 1)$ and $(\ell - 1)$.*

The β 's mentioned in Theorem do not seem to be directly related to Borodin's arbitrarily labeled cylindric diagrams [14]. and the underlying idea is based on growing Ferrers boards [5]. rather than growing diagrams [24, 25].

Cylindric partitions with certain distinctness conditions were first considered by Bridges and Uncu [13]. The authors gave generating functions for cylindric partitions into distinct parts for profiles $(0, 2)$ and $(1, 1)$ [32]. For a non-example, the cylindric partition $\Lambda = ((10, 5, 4, 1), (12, 8, 5, 3), (7, 6, 4, 2))$ with profile $(1, 2, 0)$ does not have distinct parts. 4 and 5 are repeated.

Let $\mathcal{D}_c(n)$ denote the number of cylindric partitions of n with profile c into distinct parts. Our next finding is the generalization of Theorem 10 in [32] to all profiles.

Theorem 4. *Set*

$$D_c(q) = \sum_{n \geq 0} \mathcal{D}_c(n) q^n.$$

Then, there exist a polynomial $rg_c(q)$ which depends on the profile c , $k \in \mathbb{N}$ and doubly indexed complex numbers α_i^j, β_i^j such that $D_c(q)$ is the following finite linear combination of infinite products and infinite products multiplied by Lambert series, up to a correction by the polynomial $rg_c(q)$.

$$\begin{aligned} D_c(q) = & rg_c(q) + \sum_{i=1}^{B_0} \alpha_i^0 (-\beta_i^0 q; q)_\infty \\ & + \sum_{i=1}^{B_1} \alpha_i^1 \left[\left(z \frac{d}{dz} \right) (-\beta_i^1 z q; q)_\infty \right]_{z=1} \\ & \vdots \\ & + \sum_{i=1}^{B_k} \alpha_i^k \left[\left(z \frac{d}{dz} \right)^k (-\beta_i^k z q; q)_\infty \right]_{z=1} \end{aligned}$$

It is routine to calculate $\left(z \frac{d}{dz} \right)^k (-\beta z q; q)_\infty$ as the product of $(-\beta z q; q)_\infty$ and a polynomial in

$$\sum_{n \geq 0} \left(\frac{\beta z q^n}{1 + \beta z q^n} \right)^j$$

for $j = 1, 2, \dots, k$ using logarithmic differentiation. The displayed series are examples of Lambert series [9]. In fact, this polynomial in Lambert series will be a homogeneous polynomial with degree k in some umbral sense [38].

We also prove that for rank $r = 2$, k in Theorem 4 is necessarily zero, hence there are no Lambert series in that case (Corollary 9).

Constructing evidently positive series for $F_c(z, q)$ or $F_c(1, q)$ in the spirit of Andrews-Gordon identities [3] has been another challenging follow-up problem in cylindric partitions. Some examples, and by no means a complete list of, are Andrews, Schilling, and Warnaar [6], Feigin, Foda, and Welsh [23], Corteel and Welsh [18], Corteel, Dousse, and Uncu [16], Kanade and Russell [30], Tsuchioka [41], Uncu [42], and Warnaar [43]. For more complete lists of references and other connections, e.g. lie-theoretic, we refer the reader to [6, 16, 30, 43].

Our next result is the proof and extension of part of a conjecture in Corteel, Dousse and Uncu [16]. Their approach in [16] is using the functional equation derived by Corteel and Welsh [18] with some computational aid by Ablinger and Uncu [1]. We prove that in

$$(2) \quad F_c(z, q) = (1 - z) \sum_{n \geq 0} \frac{P_{n,c}(q) z^n}{(q^r; q^r)_n} = \sum_{n \geq 0} \frac{P_{=n,c}(q) z^n}{(q^r; q^r)_n},$$

both $P_{n,c}(q)$'s and $P_{=n,c}(q)$'s are polynomials with positive coefficients, and $P_{n,c}(1) = P_{=n,c}(1) = \binom{\ell+r-1}{r-1}^n$. We also give an effective way of computing $P_{n,c}(q)$'s and $P_{=n,c}(q)$'s.

Finally, as an application of Theorem 3, we prove that

$$(3) \quad F_c(q; z) = \frac{1}{(zq; q)_\infty} \sum_{n \geq 0} \frac{\left(\tilde{P}_{n,c}(q) + \sum_{\Lambda \in \mathcal{MJL}_{n,c}} \left(\prod_{j \in \iota(\Lambda)} (1 - q^{rj}) \right) q^{|\Lambda|} \right) z^n}{(q^r; q^r)_n}$$

for effectively calculable $\tilde{P}_{n,c}(q)$ and $\iota(\Lambda)$. $\tilde{P}_{n,c}(q)$ has positive coefficients and $\tilde{P}_{n,c}(1) = \left(\binom{\ell+r-1}{r-1} - r \right)^n$. The collection $\mathcal{MJL}_{n,c}$ of cylindric partitions is finite for any given pair of c and n . Although (3) comes nowhere near proving the conjectures in Corteel, Dousse, and Uncu [16, Conjecture 4.2, part 2] and Warnaar [43, Conjecture 2.7] for rank $r = 3$ and level $\ell \not\equiv 0 \pmod{3}$, it certainly makes them more intriguing because of the negative coefficients in the sum over $\Lambda \in \mathcal{MJL}_{n,c}$. The said conjectures also seem to extend to the following.

Conjecture 5. *For any profile $c = (c_1, c_2, \dots, c_r)$, let*

$$(4) \quad F_c(z, q) = \frac{1}{(zq; q)_\infty} \sum_{n \geq 0} \frac{Q_{n,c}(q) z^n}{(q; q)_n}.$$

If the rank $r \geq 3$, and is relatively prime to the level $\ell = c_1 + c_2 + \dots + c_r$, i.e. $\gcd(r, \ell) = 1$, then $Q_{n,c}(q)$'s are polynomials, they have positive coefficients, and

$$Q_{n,c}(1) = \left(\frac{\binom{\ell+r-1}{r-1} - r}{r} \right)^n.$$

The rest of the paper is organized as follows. In Section 2, we rephrase the introduction of cylindric partitions in Gessel and Krattenthaler [28], and develop the notions we will use in the proofs. In Section 3, we prove Theorem 3 in several steps. The reason why the proof is not given all at once is also explained there. In Section 4, Theorem 4 is proven, followed by some ramifications. In section 5, we prove the positivity in (2) and in (3), along with all necessary constructions. We also indicate how computer aid is used in guessing the Conjecture 5. With similar computations, another auxiliary conjecture (Conjecture 16) is given. All proofs in this paper are elementary. We conclude with some ideas for further research in Section 6.

2. PRELIMINARIES

This section is mostly a rewriting of the introduction in Gessel and Krattenthaler [28].

A visualization of cylindric partitions is replacing each number in the cylindric partition by a vertical stack consisting of that many unit cubes [43], then aligning and shifting as imposed by the profile. The cylindric partition $\Lambda = ((10, 5, 4, 1), (12, 8, 5, 3), (7, 6, 4, 2))$ with profile $(1, 2, 0)$ will be shown as in Figure 1. The repeated first row is shown as faded.

Given two cylindric partitions Λ and M having the same profile, we can declare $\Lambda \geq M$ if $\lambda_j^{(i)} \geq \mu_j^{(i)}$ for all pairs (i, j) . The missing entries may be filled in with zeros, as necessary to make comparisons. This defines a partial ordering on cylindric partitions. One also finds it




FIGURE 1. A visualization of a cylindric partition, the repeated first row is shaded.

convenient to consider the empty cylindric partition E which is the unique partition satisfying $\Lambda \geq E$ for all cylindric partitions Λ .

One defines $\Lambda + M$ as the componentwise addition, taking the missing entries as zeros. Is is easy to see that $\Lambda + M$ is another cylindric partition with the same profile, because the inequalities $\lambda_{\dots}^{(\dots)} \geq \lambda_{\dots}^{(\dots)}$ and $\mu_{\dots}^{(\dots)} \geq \mu_{\dots}^{(\dots)}$ can be added side by side while preserving the direction of the inequality. It is also easy to see that $\max(\Lambda + M) \leq \max(\Lambda) + \max(M)$.

One has to be more careful with the componentwise subtraction $\Lambda - M$. Even if the resulting object happens to have non-negative entries, it has no reason to be a cylindric partition with the same attributes. Easy counterexamples may be found, aided by skew diagrams. An important exception where the difference is still a cylindric partition is as follows.

Choose and fix a profile $c = (c_1, \dots, c_r)$. Given a cylindric partition Λ with profile c and $m = \max(\Lambda)$; set $\Lambda^{(m)} = \Lambda$ and consider the positions (i, j) such that $\lambda_{(i,j)} = m$. Form the cylindric partition ${}_m\Sigma$ which consists of 1's in these positions, and then subtract 1 from the entries in each of these positions. After this operation $\Lambda^{(m)}$ becomes $\Lambda^{(m-1)}$, and $|{}_m\Sigma| + |\Lambda^{(m-1)}| = |\Lambda|$.

To see that ${}_m\Sigma$ and $\Lambda^{(m-1)}$ are cylindric partitions with the same profile c , replace m 's with 1's and the strictly smaller parts with zeros in the inequalities $\lambda_{\dots}^{(\dots)} \geq \lambda_{\dots}^{(\dots)}$, and examine case by case. We will call cylindric partitions consisting of only 1's *slices*.

We apply the same procedure on $\Lambda^{(m-1)}$ to extract ${}_{m-1}\Sigma$. Since all m 's in $\Lambda^{(m)}$ became $(m-1)$'s after the extraction of ${}_m\Sigma$, we have ${}_{m-1}\Sigma \geq {}_m\Sigma$. We keep doing this until we reach $\Lambda^{(0)} = E$, the empty cylindric partition with profile c , and collect the slices ordered as

$$(5) \quad {}_1\Sigma \geq {}_2\Sigma \geq \dots \geq {}_m\Sigma > E$$

Now, fix a j with $1 \leq j \leq m$ and consider the slice ${}_j\Sigma = ({}_j\sigma^{(1)}, \dots, {}_j\sigma^{(r)})$. All ${}_j\sigma^{(i)}$'s are partitions into 1's, so $|{}_j\sigma^{(i)}| = l({}_j\sigma^{(i)})$. It follows from (5) that for each fixed $i = 1, \dots, r$

$$l({}_m\sigma^{(i)}) \geq \dots \geq l({}_1\sigma^{(i)}) \geq 0.$$

In fact, the above inequalities are equivalent to (5). At the moment, $l({}_1\sigma^{(i)}) > 0$ for at least one i .

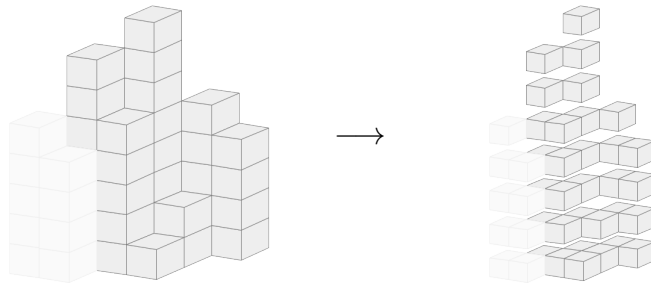


FIGURE 2. Slices of a cylindric partition.

It is easier to follow the procedure visually. We consider the cylindric partition with profile $c = (1, 1, 1)$ $\Lambda = ((5, 4), (8, 2), (7, 5, 1))$ and find its slices in Figure 2. Since all non-zero entries are ones, it is convenient to view the slices as skew diagrams. The eight slices are ordered as follows. We omit the repeated first row, because the profile is clear.

$$\begin{array}{c} \square \square \square \\ \square \square \square \end{array} \geq \begin{array}{c} \square \square \square \\ \square \square \square \end{array} \geq \begin{array}{c} \square \square \square \\ \square \square \square \end{array} \geq \begin{array}{c} \square \square \square \\ \square \square \square \end{array} \geq \begin{array}{c} \square \square \square \\ \square \square \square \end{array} \geq \begin{array}{c} \square \square \square \\ \square \square \square \end{array} \geq \begin{array}{c} \square \square \square \\ \square \square \square \end{array} \geq \begin{array}{c} \square \square \square \\ \square \square \square \end{array} > E$$

In the presence of empty rows, we can emphasize the profile as the following. We rewrite the inequality for the three smallest slices.

$$\begin{array}{c} \blacksquare \blacksquare \blacksquare \\ \blacksquare \blacksquare \blacksquare \end{array} \geq \begin{array}{c} \blacksquare \blacksquare \blacksquare \\ \blacksquare \blacksquare \blacksquare \end{array} \geq \begin{array}{c} \blacksquare \blacksquare \blacksquare \\ \blacksquare \blacksquare \blacksquare \end{array} > \begin{array}{c} \blacksquare \blacksquare \blacksquare \\ \blacksquare \blacksquare \blacksquare \end{array} = E$$

The dark gray boxes are actually not there, and the white boxes are 1's.

Next, we describe the *shape* of a slice. For the sake of this part of discussion, the weight per se is immaterial. Therefore; we augment all slices with the dark gray Young diagram in place for the empty cylindric partition as in the last displayed chain of containment, discard the colors of boxes, and end up with an intermediate Young diagram of a partition into exactly r parts, where r is the rank. Then, we delete the last part, and subtract this part from all other parts. This partition into at most $r - 1$ parts is called the *shape* of the slice. We find it convenient to keep the rank information, so we pad these partitions with zeros as necessary. For example, in the second to the last containment, the slices, including the empty slice, have shapes

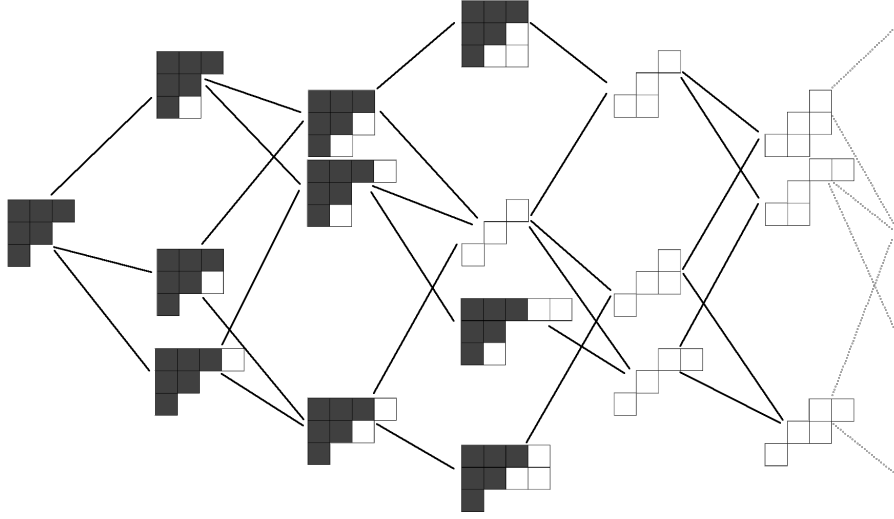
$$(1, 0), (2, 1), (2, 0), (2, 0), (1, 0), (1, 1), (1, 1), (2, 2), (2, 1),$$

respectively.

As the profile governs the “left ends” of slices, so does the shapes their “right ends”. The convention has been to represent profiles by compositions (called c , d , etc.). We represented the shapes by partitions (called σ , τ , etc.).

Notice that the empty cylindric partition E has shape implied by the profile c . We will call this the *shape of zero*. Shape of zero is unique in any fixed profile. In particular, if the profile is $c = (c_1, c_2, \dots, c_r)$, then the shape σ of the empty partition is given by

$$\sigma = (c_r + c_{r-1} + \dots + c_2, c_r + c_{r-1} + \dots + c_3, \dots, c_r + c_{r-1}, c_r).$$


 FIGURE 3. The Hasse diagram corresponding to the profile $c = (1, 1, 1)$.

Since $c_1 + c_2 + \dots + c_r = \ell$, parts of σ are at most ℓ . As such, σ is one of the $\binom{\ell+r-1}{r-1}$ partitions enumerated by $\left[\begin{smallmatrix} \ell+r-1 \\ r-1 \end{smallmatrix} \right]$ [4, 5]. Here, $\left[\begin{smallmatrix} n \\ k \end{smallmatrix} \right] = \frac{(q;q)_n}{(q;q)_k (q;q)_{n-k}}$ is the q -binomial coefficient [4, 5, 27]. It follows that the shapes of zeros are in 1-1 correspondence with the set of possible profiles. This correspondence carries over to the set of possible shapes.

As long as we know the level ℓ , we can switch back and forth between compositions and partitions, as done in the above example. Either may be preferred, and it will be clear from the context which one is used.

We recall once more that the profile c is fixed. We order the slices by inclusion, and draw their Hasse diagram [8] sideways in such a way that slices which have the same weight are vertically aligned, and slices having the same shape are horizontally aligned. Moreover, the shapes are lexicographically ordered. For convenience, we include the shape of zero. This carries the profile information, as well. For the profile $c = (1, 1, 1)$, the beginning of this Hasse diagram is shown in Figure 3. It is not difficult to see that there can be at most one slice having a given shape and weight. For instance, the slices with weight 2 in the above examples can only have shapes $(1, 1)$, $(2, 0)$, and $(3, 2)$; but not, say, $(2, 1)$. We will represent any cylindric partition in this diagram with the multiplicities of its slices. To do that, we replace the slices with nodes, indicate the weights on the horizontal direction, and the shapes on the vertical direction. The last example will look like Figure 4. We will call this the *path diagram* associated with the profile c . The reason for the term is that we will draw and examine paths on these diagrams. The nodes will be used to record the (non-zero) multiplicities of the slices. For example, the cylindric partition $\Lambda = ((5, 4), (8, 2), (7, 5, 1))$ with profile $c = (1, 1, 1)$, the slice decomposition of which is shown before, will be registered as in Figure 5.

It is straightforward to extend the definition of an *outer corner* of a Young diagram [5, 18] to slices of a cylindric partition with profile c . All one has to do is to adjust according to

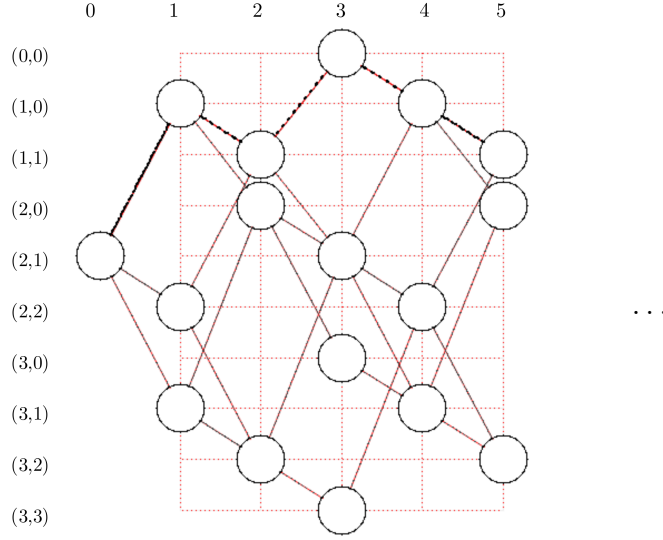
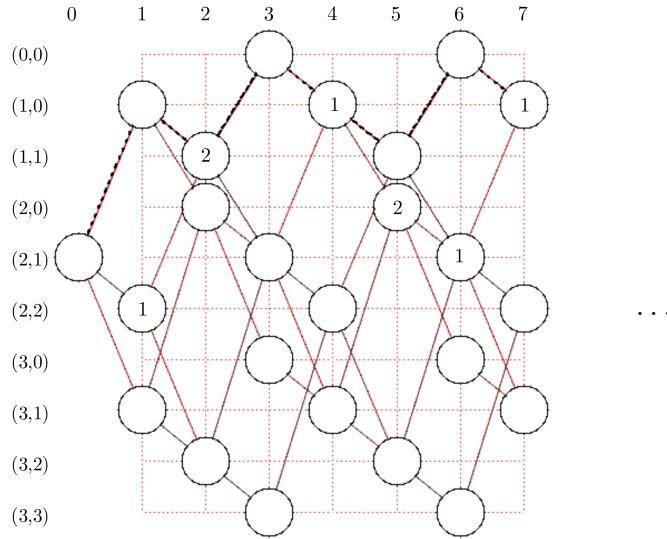
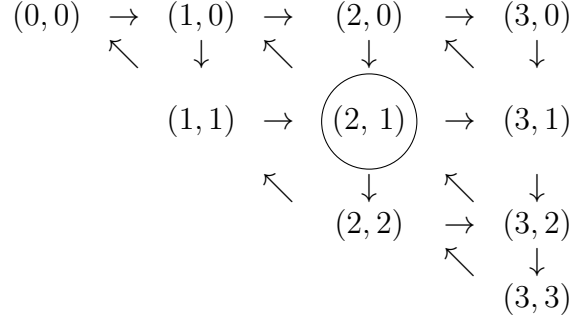
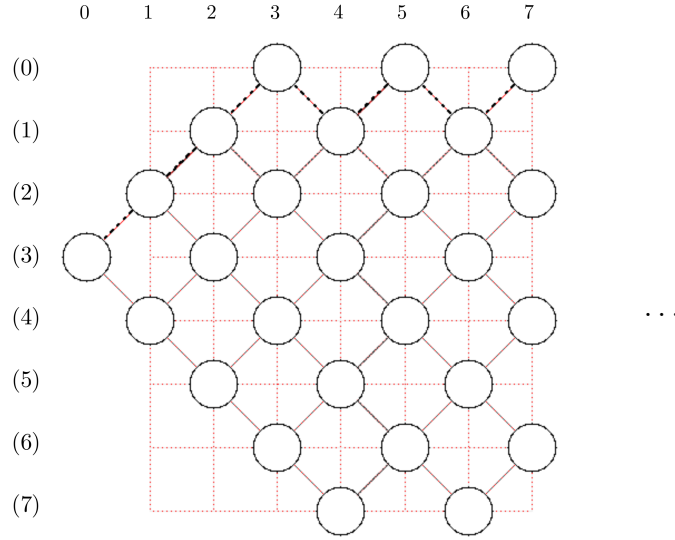
FIGURE 4. The path diagram corresponding to the profile $c = (1, 1, 1)$.

FIGURE 5. A cylindric partition shown in the path diagram.

the interplay between the top and the bottom rows. Then, one can see that there is an edge between slice ${}_1\Sigma$ and ${}_2\Sigma$ if and only if ${}_2\Sigma$ can be obtained from ${}_1\Sigma$ by an addition of an outer corner. It is also clear that $|{}_2\Sigma| - |{}_1\Sigma| = 1$ in this case. Since adding outer corners concerns shapes only, we can have a directed graph with shapes as nodes. For each possible addition of an outer corner will an edge be drawn. When one highlights the shape of zero, this finite graph compactly carries the same information as the path diagram. The described graph will be called the *shape transition graph* of slices of cylindric partitions with profile c . For instance, the shape transition graph associated with profile $c = (1, 1, 1)$ is as in Figure 6. The construction of the shape transition graph, with a little extra effort, also shows that the path diagram is eventually periodic in the increasing weight direction with period equal to the rank r . It is difficult, if not impossible, to record the weights in a shape transition


 FIGURE 6. The shape transition graph associated with profile $c = (1, 1, 1)$.

 FIGURE 7. The path diagram corresponding to the profile $c = (4, 3)$.

graph. Therefore, we still need path diagrams. We will use the shape transition graphs for other purposes in Sections 4 and 5.

It must be mentioned that one cannot avoid crossing edges in the path diagrams for rank $r \geq 3$ and in the shape transition graphs for rank $r \geq 4$, but for small levels ℓ . However, the rank $r = 2$ case has distinguishedly nice path diagrams and shape transition graphs. For instance, the path diagram associated with profile $c = (4, 3)$ is shown in Figure 7. The shape transition graph corresponding to profile $c = (4, 3)$ is

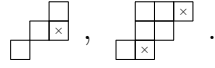
$$(0) \curvearrowright (1) \curvearrowright (2) \curvearrowright (3) \curvearrowright (4) \curvearrowright (5) \curvearrowright (6) \curvearrowright (7).$$

To find the cylindric partition with profile c , shape τ , and the minimum possible weight, we do the following. Suppose the profile c corresponds to shape σ (shape of zero). We want to cut out the shape σ from inside τ . If $\tau_j \geq \sigma_j$ for all $j = 1, 2, \dots, (r - 1)$, no problem. We can excise the squares making up σ . The weight of this minimal partition is $|\tau| - |\sigma|$. If not, we retry after appending a column of height k on the left of τ . Parts of τ are practically increased by 1, but in order to retain the shape, an extra square is put in the r th row. Then,

we check if $\tau_j + 1 \geq \sigma_j$ for all $j = 1, 2, \dots, (r-1)$. If so, again, we're done. In this case, the weight of this minimal cylindric partition is $r + |\tau| - |\sigma|$. If not, we append a second column of height r on the left of τ etc. It is clear that we need the smallest non-negative integer h such that $\tau_j + h \geq \sigma_j$ for all $j = 1, 2, \dots, (r-1)$. Thus, $h = \max \{0, \sigma_1 - \tau_1, \dots, \sigma_{r-1} - \tau_{r-1}\}$. Then, the minimal partition has weight $rh + |\tau| - |\sigma|$. We define this as $\Delta(\sigma, \tau)$, or by switching to the corresponding compositions, $\Delta(c, d)$. To be precise, for compositions $c = (c_1, \dots, c_r)$ and $d = (d_1, \dots, d_r)$,

$$\begin{aligned} \Delta(c, d) &= (r-1)(d_r - c_r) + (r-2)(d_{r-1} - c_{r-1}) + \dots + (d_2 - c_2) \\ (6) \quad &+ r \max \{0, c_r - d_r, (c_r + c_{r-1}) - (d_r + d_{r-1}), \dots, (c_r + \dots + c_2) - (d_r + \dots + d_2)\}. \end{aligned}$$

One can readily verify that $\Delta(c, c) = 0$, and $\Delta(c, d)$ does not necessarily equal to $\Delta(d, c)$. The careful reader will have noticed that this is nothing but a micromanagement on shapes (of plane partitions) in Gessel and Krattenthaler [28]. For example, for rank $r = 3$, $\Delta((1, 1, 1), (0, 0, 2)) = 1$ and $\Delta((0, 0, 2), (1, 1, 1)) = 2$ is shown below, where the excess squares are marked by \times .



3. DECOMPOSITION OF UNRESTRICTED CYLINDRIC PARTITIONS

Although we will prove the general case later, we introduce the approach on cylindric partitions with profile $(2, 1)$. Rank 2 cylindric partitions yield clearer pictures, and the proofs can mostly be done on the path diagrams. This will no longer be the case for rank $r \geq 3$ cylindric partitions. Also, the profile $(2, 1)$ case immediately generalizes to the profile (a, b) case. Lastly, $(2, 1)$ is a tribute to Rogers-Ramanujan identities [37, 14].

Proposition 6. *Let Λ be a cylindric partition with profile $c = (2, 1)$. Then, it can be decomposed into a unique pair of partitions (μ, β) such that μ is an ordinary partition and β is a partition in which adjacent parts differ by at least 2. Conversely, if (μ, β) is a pair of partitions as described in the previous sentence, then it corresponds to a unique cylindric partition of profile $c = (2, 1)$. Hence, we have:*

$$(7) \quad F_{(2,1)}(1, q) = \frac{1}{(q; q)_\infty} \left(\sum_{n \geq 0} \frac{q^{n^2}}{(q; q)_n} \right).$$

Proof. Given an arbitrary but fixed cylindric partition Λ with profile $(2, 1)$, decompose Λ into its slices, and tally the slices in the path diagram. The path diagram associated with the profile $c = (2, 1)$ is shown in Figure 8. Notice that (1) is the shape of zero, slices of odd weight may have shapes (0) or (2), and slices of even weight may have shapes (1) or (3). This is not counterintuitive if we remember that slices are in fact skew shapes, and the cutout partition (1) from the left end switches parities. Let ${}_1\Sigma, \dots, {}_m\Sigma$ be the appearing slices. They are distinct, and they may be used one or more times. In addition, take ${}_0\Sigma$ to be the zero slice, and ${}_{m+1}\Sigma$ to be a slice of shape (0) ahead of ${}_m\Sigma$, and connected to it in the path diagram. For all $j = 0, 1, \dots, m$, temporarily draw the mesh of paths connecting ${}_j\Sigma$ to ${}_{j+1}\Sigma$, and declare the path between ${}_j\Sigma$ and ${}_{j+1}\Sigma$ the upper envelope of it. This is depicted in Figure 9. The successive non-empty nodes are indicated by asterisks. The mesh of paths is the union of the gray and the blue edges. The upper envelope is the blue path. To the

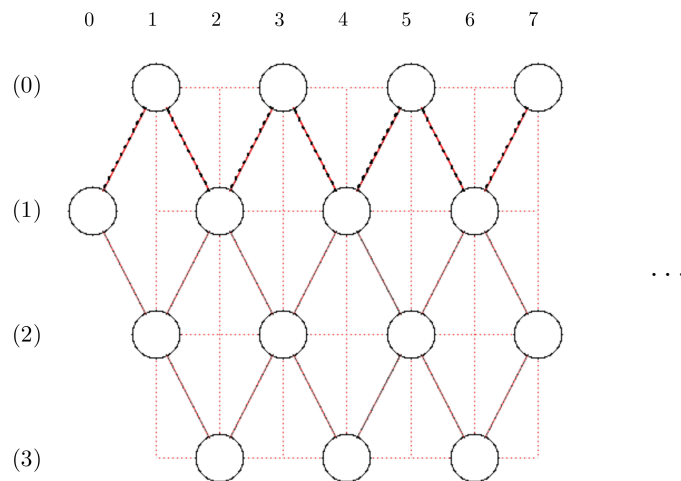
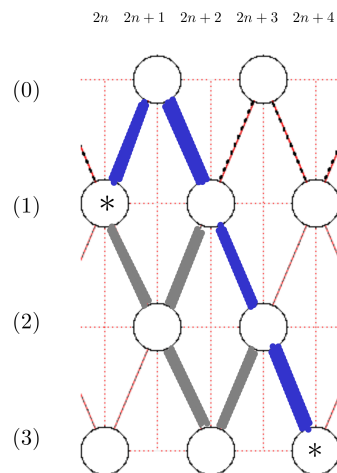

 FIGURE 8. The path diagram corresponding to the profile $c = (2, 1)$.


FIGURE 9. The upper envelope of a mesh of paths between two nodes.

right of $_{m+1}\Sigma$, draw the path oscillating between shapes (0) and (1). This path is uniquely determined by Λ , but not vice versa. Different cylindric partitions may produce the same path. Any such path will have a unique node of weight n for each n .

For example, the cylindric partition with profile $c = (2, 1)$

$$\Lambda = \begin{array}{cccccc} & & 15 & 15 & 10 & 10 & 6 & 5 \\ & & 18 & 13 & 6 & 6 & & \\ 15 & 15 & 10 & 10 & 6 & 5 & & \end{array}$$

has the slice decomposition

$$3 \times \begin{array}{|c|c|c|} \hline \blacksquare & \blacksquare & \blacksquare \\ \hline \end{array} + 2 \times \begin{array}{|c|c|} \hline \square & \square \\ \hline \end{array} + 3 \times \begin{array}{|c|c|} \hline \square & \square \\ \hline \end{array} + 4 \times \begin{array}{|c|c|c|c|} \hline \square & \square & \square & \square \\ \hline \end{array} + \begin{array}{|c|c|c|c|c|} \hline \square & \square & \square & \square & \square \\ \hline \end{array} + 5 \times \begin{array}{|c|c|c|c|c|c|} \hline \square & \square & \square & \square & \square & \square \\ \hline \end{array}.$$

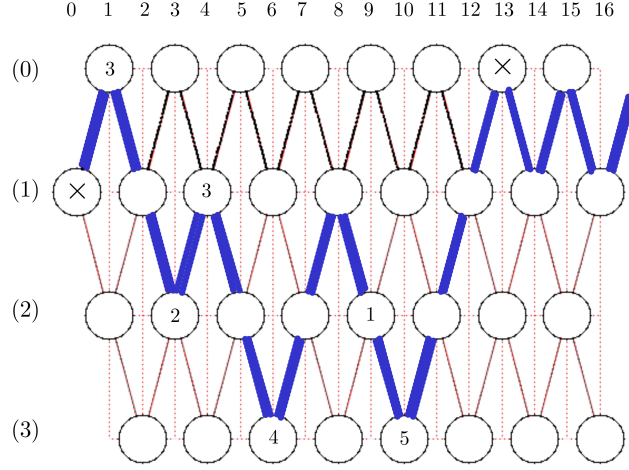


FIGURE 10. The path determined by a cylindric partition.

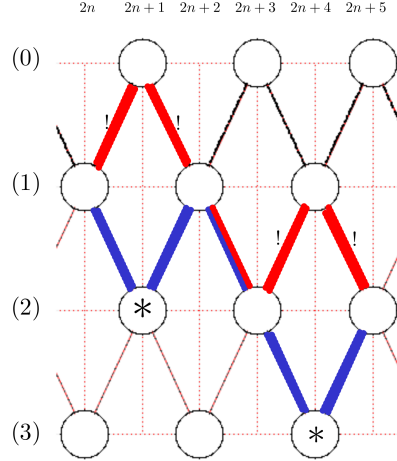


FIGURE 11. Downward spikes or stalactites.

It will look like Figure 10 in the path diagram, along with the described path. The slices ${}_0\Sigma$ and ${}_{m+1}\Sigma = {}_7\Sigma$ are indicated by \times 's.

When the path passes through a slice of shape (2), that slice does not have to appear in Λ . However, if the slice corresponds to a downward spike (a local minimum, or a stalactite) in the drawn path, then it has to appear in Λ . This is because upper envelope of paths connecting two nodes cannot contain downward spikes with shapes (2) or (3). Slices of shape (3) in the drawn path are necessarily downward spikes, therefore they must appear in Λ . Please compare the red and the blue path in Figure 11, where the asterisks indicate the non-empty nodes.

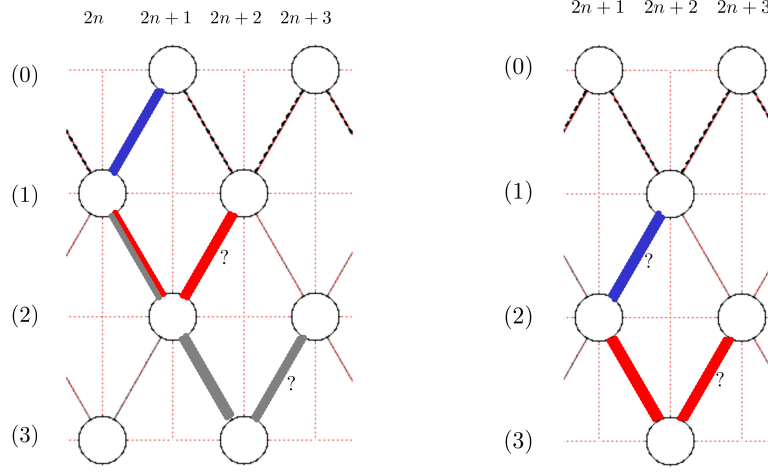


FIGURE 12. Diverging paths after slices of shapes (1) or (2).

In both of the only two possibilities, if the slice of shape (2) or (3) is absent in Λ , then the upper envelope connecting the slices before and after cannot pass through the nodes of shape (2) or (3). Also, if the slice with shape (3) appears in Λ , the path necessarily passes through the neighboring slices of shape (2), regardless of whether they appear in Λ . In summary, downward spikes of shape (2) or (3) correspond to non-empty nodes in the drawn path, i.e. Λ possesses those slices.

The slices of shape (1) are not included in this discussion, because they may make downward spikes even if Λ does not have the corresponding slice. This is most clearly seen in the part of the drawn path after $m_{+1}\Sigma$.

We next argue that the indicated downward spikes of shapes (2) or (3) completely determine the infinite path drawn above; in the sense that if we forgot about other slices in Λ , and drew the path as described above, we would have drawn the same path.

For a contradiction, assume otherwise. That is, we are given a cylindric partition Λ with profile $(2, 1)$, and drew the corresponding infinite path in the path diagram. Then, we erased everything in Λ but one copy of each of the slices that are the downward spikes of shapes (2) or (3). Finally, we redrew the path corresponding to this reduced Λ to end up with a different path.

In this situation, there is a slice with the smallest weight up to which both paths agree, and after which the two paths differ. This slice must have shape (1) or (2), as slices with shapes (0) or (3) have only one outgoing edge. In the former possibility, one of the paths misses a downward spike of shape (2) or (3) registered by the other. This is impossible either because we did not delete all shapes corresponding to such nodes, or because the path cannot go through such slices unless Λ has them. Please compare the blue, red and the gray paths in the picture on the left in Figure 12. In the latter possibility, we lose a downward spike of shape (3), or create a downward spike of shape (3). This is likewise impossible, please compare the blue and the red paths in the picture on the right in Figure 12.

Therefore, each cylindric partition with profile $(2, 1)$ corresponds to an infinite path on the path diagram which is completely determined by its downward spikes of shape (2) or (3). Moreover, the slices corresponding to these slices appear in Λ . We call these slices *pivots*. We denote pivot slices by Π 's rather than Σ 's. A more general, but still consistent, definition of a pivot will be developed in the proof of Theorem 3 and given afterwards.

Next, please observe that two pivots cannot have consecutive weights (in the profile $(2, 1)$). This is because each pivot must be preceded by a downward edge, and followed by an upward edge.

Take one slice each from each of the pivot slices or pivot nodes. Their weights will constitute β . The weights of the remaining slices will constitute μ . By construction, β has distinct and non-consecutive parts, and μ is an unrestricted partition. Also, β may have parts as small as 1, because the infinite path drawn as in the beginning of the proof may have a pivot slice having weight as small as 1. Continuing with the above example, we find:

$$\begin{aligned}\beta &= 10, 6, 3, \\ \mu &= 10, 10, 10, 10, 9, 6, 6, 6, 4, 4, 4, 3, 3, 1, 1, 1.\end{aligned}$$

Conversely, given a pair (μ, β) in which μ is an unrestricted partition, and β is a partition into distinct and non-consecutive parts, we will construct a unique cylindric partition Λ with profile $(2, 1)$. First, draw the path diagram of profile $(2, 1)$. Then, tally parts of β in nodes of shapes (2) or (3) corresponding to their size. Even parts will necessarily have shape (3), and odd parts will have shape (2).

Next, draw the path which is the upper envelope of the mesh of paths between the zero and the smallest non-empty slice, that between the smallest and the second smallest slice, \dots ; that between the largest non-empty node and the node with shape (0) having the smallest weight greater than the largest part of β , and connected to the slice with the greatest weight. Pad this path after this last slice with shape (0) with oscillation between shapes (0) and (1) to make it an infinite path. This path can have no other pivots than the already registered non-empty nodes that emanated from the parts of β by construction.

After this, we add the count of parts of μ in the nodes with respective weights. This is uniquely possible if we remember that the constructed infinite path has exactly one node of each weight $n \in \mathbb{N}$.

To finish the proof, we notice that both cylindric partitions Λ with profile $(2, 1)$ and the pairs (μ, β) in which μ is an unrestricted partition and β is a partition into distinct and non-consecutive parts are shown to correspond to unique admissible infinite paths in the path diagram together with number of slices in the path. By an admissible path, we mean that only finitely many nodes in the path diagram have positive slice counts in them, non-empty nodes are connected via upper envelopes, consequently pivot nodes are non-empty, and the paths are completely determined by the pivot positions. Then, the transformations are seen to be one-to-one. They are also onto, and we made the constructions so that they are inverses of each other.

□

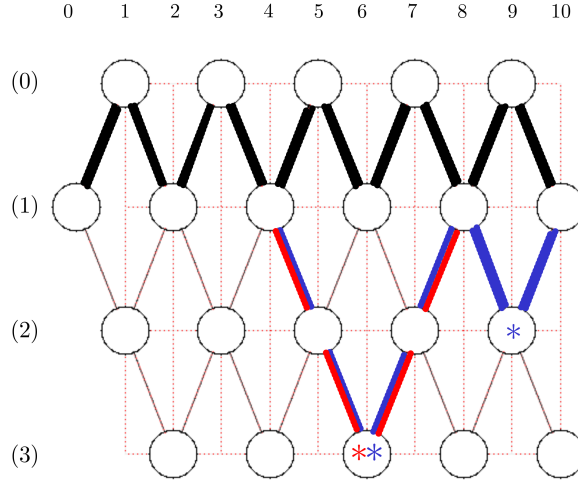


FIGURE 13. Leaving and coming back to the default path.

We note that we can write the generating function of cylindric partitions of profile $c = (2, 1)$ by using the formula (1) and it is given by

$$F_{(2,1)}(1, q) = \frac{1}{(q; q)_{\infty}} \times \frac{1}{(q; q^5)_{\infty}(q^4; q^5)_{\infty}}.$$

If we compare Proposition 6 and the above identity, we see one of the famous Rogers-Ramanujan identities [4], namely

$$\sum_{n \geq 0} \frac{q^{n^2}}{(q; q)_n} = \frac{1}{(q; q^5)_{\infty}(q^4; q^5)_{\infty}}.$$

Some remarks are in order. The above proof has ideas that will be elaborated on in the discussion below. If $\beta = \varepsilon$, the empty partition, then the resulting infinite path will be called the default path. No node in the default path can be a pivot. This is shown as the black path in Figure 13. Each pivot requires a deviation from the default path. The path branches to the pivot “as late as possible”, and returns back to the default path “as quickly as possible”, as shown as the red path in Figure 13, the non-empty node corresponding to a pivot slice denoted by a red asterisk. This observation will carry over to cylindric partitions with greater rank. Shape (a) is declared smaller than shape (b) if $a < b$. Between two successive pivots, the upper envelope of the mesh of paths connecting them amounts to picking the edge towards a smaller shape, or a “left turn”, whenever possible. This is shown as the blue path in Figure 13, the non-empty nodes corresponding to successive pivot slices indicated by blue asterisks. For example, in going from the (1) shaped 4 to the (3) shaped 6, one has to go through the (2) shaped 5. So, the (2) shaped 5 gives no extra information about the path. In this sense, the implicit default path together with the pivots are necessary and sufficient data to navigate along a unique path in the path diagram. The said data is encoded in β . This observation, too, will carry over to cylindric partitions with greater rank, but there will be substantial refinements in argumentation.

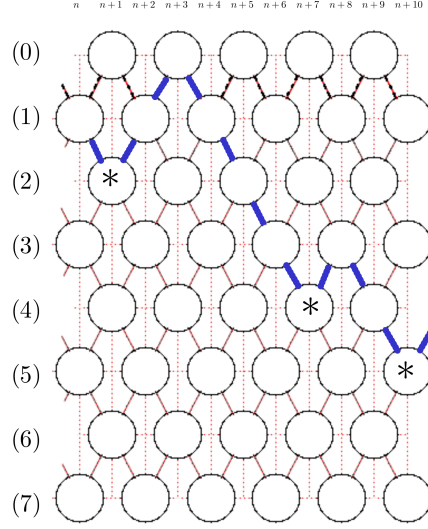


FIGURE 14. Three successive pivots in profile (a, b) , where $a + b = 7$.

We could get away with declaring β simply as a Rogers-Ramanujan partition in cylindric partitions with profiles $(2, 1)$ or $(3, 0)$, because the pivots may be labeled (2) or (3) , which is dictated by the parity of the weight. If we want the same construction to work for rank $r = 2$ and level $\ell \geq 4$, we must attach labels or colors to parts in β , please see Figure 14. In the rank $r = 2$ and level $\ell \geq 4$ case, pivots may have shape (2) through (ℓ) . Depending on the parity of the weight, the label is either from the set $\{(2), (4), \dots\}$, or $\{(3), (5), \dots\}$. When we construct the path corresponding to a cylindric partition Λ in the path diagram as in the proof of Proposition 6, the pivots will still be the downward spikes (stalactites) with label (2) or greater. It is not difficult to see that if $_{j+1}\Pi < _j\Pi$ are two successive pivots with weights w_{j+1} and w_j , and labels (s_{j+1}) and (s_j) , respectively, then

$$w_j - w_{j+1} \geq |s_j - s_{j+1}| + 2.$$

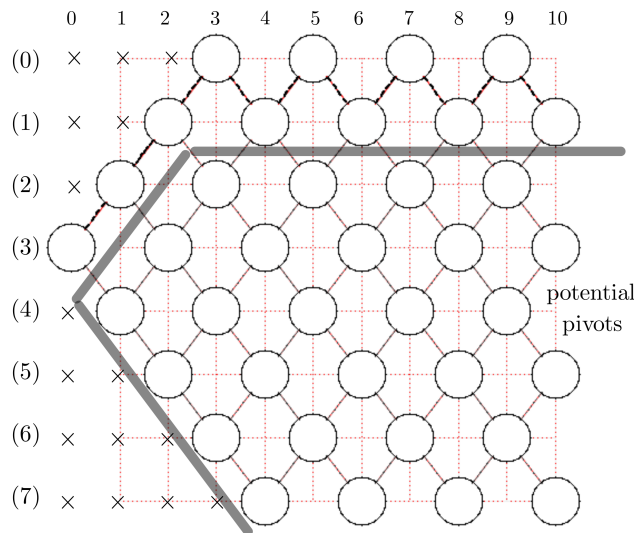
For example, pivots with the same shape may have weights differing by two, but pivots with shapes (2) and (4) must have weights differing by at least $|2 - 4| + 2 = 4$. Also, depending on the shape of zero, let's say (z) , not all weight-shape combinations can be pivots. Some weight-shape combinations may not even be slices. In order for a slice with weight w and shape (s) , $s \geq 2$, to be a pivot, both of the inequalities

$$w \geq s - z, \quad \text{and} \quad w > z - s$$

must be satisfied. Please see Figure 15. The preceding discussion proves the rank $r = 2$ and arbitrary level ℓ case.

Proposition 7. *Let a and b be non-negative integers such that $a + b > 0$. Cylindric partitions with profile (a, b) are in one-to-one correspondence with pairs (μ, β) in which μ is an unrestricted partition, and β is a labeled Rogers-Ramanujan partition satisfying the following conditions.*

- (i) *Each part w in β is labeled by one of $(2), (3), \dots, (a + b)$.*
- (ii) *If w is labeled (s) , then $w + s \equiv b \pmod{2}$.*
- (iii) *If parts $w_1 \neq w_2$ of β are labeled (s_1) and (s_2) , respectively, then $|w_1 - w_2| \geq |s_1 - s_2| + 2$.*



(iv) A part w labeled (s) in β must satisfy both $w \geq s - b$ and $w > b - s$.

It is possible to construct similar correspondences for cylindric partitions with rank $r \geq 3$. However, we cannot give a corollary-like generalization of the above propositions. The arguments must be improved using the structure of the path diagram coming from restricted partitions as shapes. As indicated before, rank $r = 2$ case is presented separately, because the pictures gave a very clear idea of the proofs. We will enhance those ideas in another way. For rank $r \geq 3$, as we will see below, β will still have distinct parts, but the parts may be consecutive sometimes.

The two main obstacles for a straight generalization can be seen in Figure 4. There are crossing edges, and there seem to be no natural way around it. Therefore, the “upper envelope” shortcut needs more careful explanation. In fact, it is impossible to do it by relying on graphs alone, as easy counterexamples may be constructed. Secondly; although it is fairly straightforward to describe the default path, which is faintly indicated in Figure 4, and argue that any node outside of the default path may be a pivot; it is almost impossible to decide which nodes are pivot nodes on any given path in the path diagram. To resolve both issues, we must examine the structure of the path diagram resulting from adding boxes to outer corners of slices more closely. The flip side is that this analysis is an overkill in the rank $r = 2$ case, in which everything is clearer on the path diagram. We now prove the fully general case.

proof of Theorem 3. Choose and fix a cylindric partition Λ with profile c . Then, draw the distinct shapes of slices of Λ , discarding their multiplicities for a moment. As indicated above, the cylindric partition with profile $c = (1, 1, 1)$ $\Lambda = ((5, 4), (8, 2), (7, 5, 1))$ has the following distinct slices.

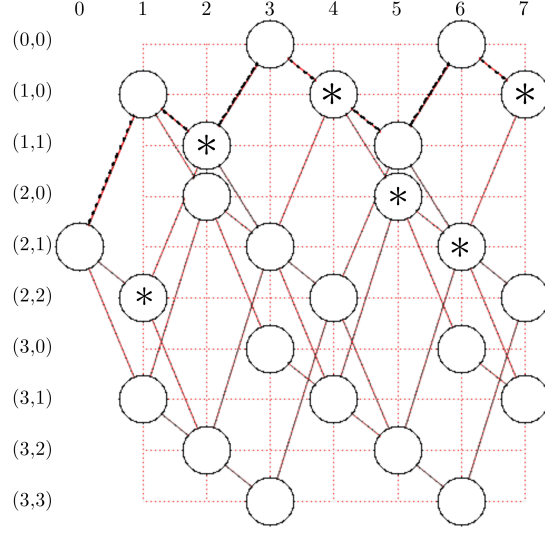
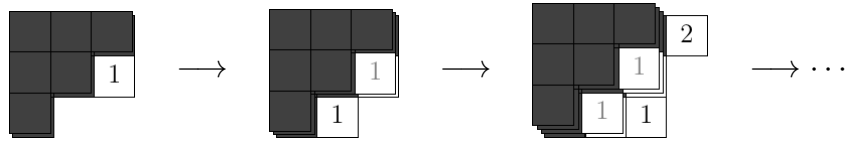


FIGURE 16. Nodes with positive multiplicities.

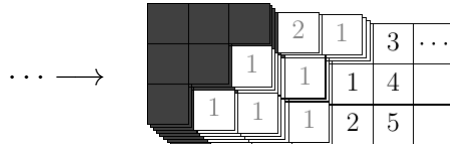
$$\begin{array}{c} \square \square \square \\ \square \square \square \end{array} > \begin{array}{c} \square \square \square \\ \square \square \square \end{array} > \begin{array}{c} \square \square \square \\ \square \square \square \end{array} > \begin{array}{c} \square \square \square \\ \square \square \square \end{array} > \begin{array}{c} \blacksquare \blacksquare \blacksquare \\ \blacksquare \blacksquare \blacksquare \end{array} > \begin{array}{c} \blacksquare \blacksquare \blacksquare \\ \blacksquare \blacksquare \blacksquare \end{array} > \begin{array}{c} \blacksquare \blacksquare \blacksquare \\ \blacksquare \blacksquare \blacksquare \end{array} = E$$





For all we know, each shape appears at least once in Λ . In the path diagram, this corresponds to the nodes with positive multiplicities recorded in them. By the construction of the path diagram, we know that each pair of successive nodes are connected. Please see Figure 16, where we indicated each of the non-zero multiplicities with an asterisk.



We imagine tiling the space between each successive pairs of slices by 1×1 squares, one at a time, working on the same space until it is completely filled up. We begin with the space between the zero slice and the smallest slice. Then, we continue with the space between the smallest and the next smallest slice, etc. Finally, we fill the infinite strip to the right of the largest slice.



We place the 1×1 boxes in a space beginning with the leftmost column, and filling that column from top to bottom, and work on the next leftmost empty column, etc.



In our running example,  is a pivot slice, because to fill up the space for the next slice , we need to place the first box b strictly to the left of the last box s we used for fully tiling the former slice. The slice  is not a pivot slice, because to fill up the space in the next slice , the first box b we place is not strictly to the left of the last box s we used for tiling the previous slice. The only two pivot slices in this example are

For clear reasons, the zero slice cannot be a pivot. Nor any slice with shape $(0, \dots, 0)$, $(1, 0, \dots, 0)$, \dots $(1, \dots, 1)$ can be a pivot. By construction, none of the intermediate slices that were not originally in Λ but later added to the infinite path in the path diagram are pivots. In short, to determine whether or not a slice is a pivot slice, we need to examine the *spaces* before and after it. The space before a slice is the gap between the slice and the previous strictly smaller slice, which can be the zero slice. The space after a slice is the gap between that and the next strictly larger slice, which may be the hypothetical slice of shape $(0, \dots, 0)$ and large enough weight.

One copy from each pivot slice will make up β . β necessarily has distinct parts. We can regard β as a partition into distinct parts, in which parts are labeled by shapes of respective pivot slices. The labeling will satisfy some conditions implied by the construction. Instead of listing all those conditions, we keep in mind the dual outlook of β as a collection of pivot slices.

The unrestricted partition μ is formed by the weights of the remaining slices after we take out one copy of each pivot. We discard the information given by the shapes, because that information is already stored in the pivots. The shapes for the weights in μ can be recovered by stacking the pivot slices and tiling the spaces in between.

In our example, we find that the pair

$$\begin{aligned}\beta &= 5^{(2,0)}, 1^{(2,2)}, \\ \mu &= 7, 6, 5, 4, 2, 2,\end{aligned}$$

corresponds to the cylindric partition $\Lambda = ((5, 4), (8, 2), (7, 5, 1))$. The shapes of the pivot slices recorded in β are denoted by the superscripts. Recall that the profile is $c = (1, 1, 1)$.

For the reverse direction, we are given a pair of partitions (μ, β) in which μ is an unrestricted partition, and β is a partition into labeled distinct parts satisfying some further conditions, i.e. the labeling must be admissible. In particular, the labels are shapes in the form of restricted partitions with at most $r - 1$ parts, each of which is at most ℓ . These numbers ℓ and r are known. When we consider the size of each part together with its shape in β , we obtain slices with profile c . These slices when stacked together must be successive pivots, i.e. the tiling according to the rules above will cause the first box after a slice to be placed in a column to the left of the last placed box for filling the space just before that slice.

After marking the pivot slices in the path diagram by tallying one in each of the corresponding nodes, we construct the infinite path passing through these nodes as described above. Namely, we tile each space between the pivots one square at a time, recording the new intermediate slice in the path diagram along with the edge connecting it to the preceding slice. We start with the space before the smallest pivot, then continue with the space between the smallest and the next smallest pivot etc., and finish with the infinite space to the right of the largest pivot.

By construction, the only pivot slices in this infinite path are the ones coming from β . We have not introduced any new, nor altered any existing pivots. Again, we have exactly one node of each size $n \in \mathbb{N}$. Next, for each part in μ , we register one slice at the node with weight equal to the part size. This is possible in exactly one way. Finally, we read the slice counts on the path diagram as a cylindric partition Λ with profile c .

Please observe that the constructions of (μ, β) from Λ and of Λ from (μ, β) are inverses of each other.

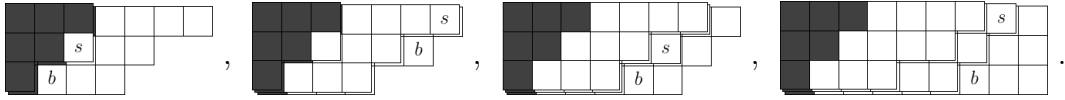
The final part of the proof is the length of runs in β . The determination of pivots depend on placing a box to the left of the previous one. It is implicit that we need to place the new box to another row; in particular, a row that is strictly below the last box. This is due to the fact that the right end of a slice is the shape of the Young diagram of a partition. So, if the last box before a pivot is in the top row, the highest the next box can go is the second row etc.

If the last box is placed in the bottom row, then the slice cannot be a pivot. Consequently, there is room for only $r - 1$ pivots with consecutive weights. Therefore, the longest run in β can have length at most $r - 1$. Similarly, the number of columns to the left of a box that has just been tiled in which a new outer corner may be placed is bounded by $\ell - 1$. \square

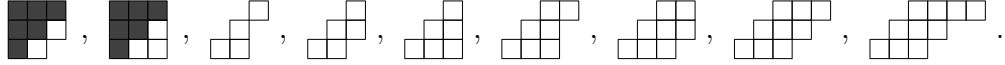
We present another example. This time, we are given

$$\beta = 15^{(2,1)}, 11^{(3,2)}, 10^{(3,1)}, 1^{(2,2)}, \text{ and} \\ \mu = 13, 10, 10, 9, 5, 5, 3, 2,$$

corresponding to a cylindric partition with profile $c = (1, 1, 1)$. Thus, the shape of zero is $(2, 1)$. We first verify that the slices described by β are indeed pivots. For that, we (almost) superimpose successive pairs or triples of the alleged pivots ${}_1\Pi > {}_2\Pi > {}_3\Pi > {}_4\Pi$ with respective weights and shapes written above. We also indicate the last box s used for tiling the space before the smaller pivot and the first box b used for tiling the space after it.



To find the intermediate slices between, say, ${}_4\Pi$ and ${}_3\Pi$, we tile the space between the said pivots as described in the proof of Theorem 3, and record slices after the insertion of each box. The intermediate slices between ${}_4\Pi$ and ${}_3\Pi$ are:



We call these intermediate slices Σ 's. Observe that Π 's are still pivots after the insertion of these Σ 's in the chain of containment, and none of the Σ 's are pivots. We do this for the space between ${}_3\Pi$ and ${}_2\Pi$, that between ${}_2\Pi$ and ${}_1\Pi$, and lastly for the space after ${}_1\Pi$. The obtained chain of strict containment of slices now has a unique slice of each positive weight. At this point, we can incorporate parts of μ . To find the cylindric partition corresponding to the pair (β, μ) , we simply add the slice with the corresponding weight for each part in μ . Counting the pivots as well, we have the following slices for Λ .

$$\Lambda = \begin{array}{c} \text{Diagram 1} \\ \text{Diagram 2} \\ \text{Diagram 3} \end{array} + 2 \times \begin{array}{c} \text{Diagram 4} \\ \text{Diagram 5} \end{array} + 3 \times \begin{array}{c} \text{Diagram 6} \\ \text{Diagram 7} \end{array} + \begin{array}{c} \text{Diagram 8} \\ \text{Diagram 9} \\ \text{Diagram 10} \end{array} = \begin{array}{cccccc} & & & & 9 & 7 & 7 & 6 & 1 \\ & & & & 12 & 9 & 7 & 3 & 1 \\ & & & & 11 & 10 & 7 & 2 & 2 \\ & & & & 9 & 7 & 7 & 6 & 1 \end{array}$$

We also show how Λ is recorded in the path diagram in Figure 17. The pivot slices are indicated.

One can endow the outlined construction in the above proof with much fine print. For instance, if $\beta = \varepsilon$, the empty partition, then the infinite path in the path diagram is found by tiling the infinite horizontal strip to the right of the zero slice.

			4	
		2	5	...
	1	3	6	

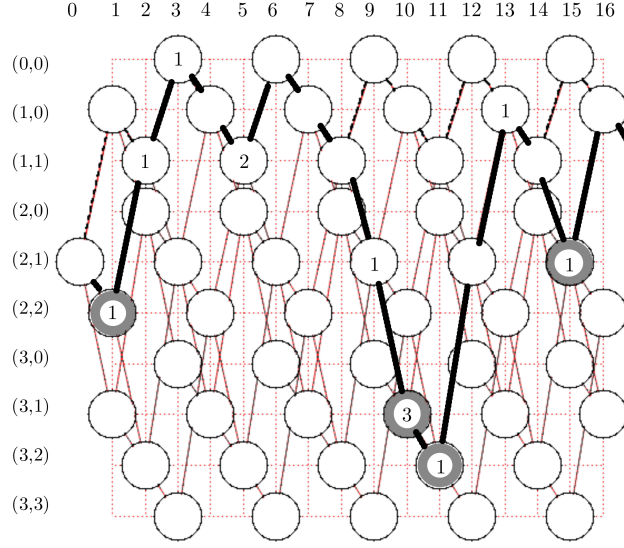


FIGURE 17. A cylindric partition shown in the path diagram, the pivots are indicated.

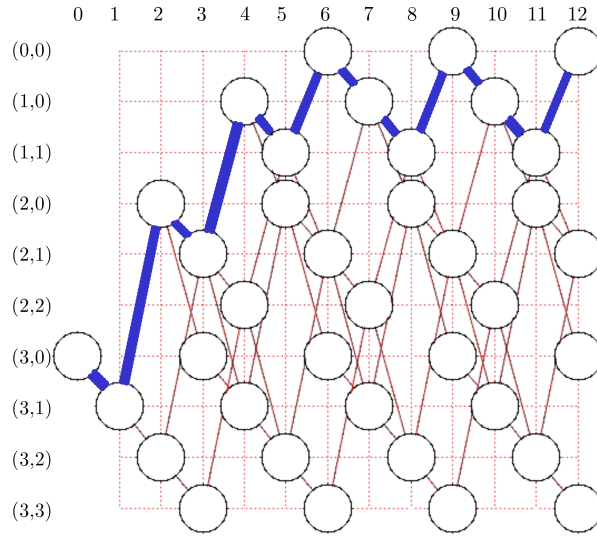


FIGURE 18. Default path in profile $c = (0, 3, 0)$.

We will call this the *default path*. As an example, the default path on the path diagram of cylindric partitions with profile $c = (0, 3, 0)$ is shown in Figure 18. Notice that the shape of zero is $(3, 0)$.

Between two successive pivots, there is a mesh of paths in the path diagram. The one without any pivots in between is the one in which we choose the smallest possible shape in the lexicographic ordering for the shape of the next slice. An example of rank $r = 3$ and level $\ell = 3$ is shown in Figure 19. Suppose that the slices with shapes $(2, 1)$ and $(3, 1)$, and weights n and $n + 4$, respectively, are the only shown pivots in the figure on the left in Figure 19. Then, the reader can check that any other path than the indicated thick one will introduce a new pivot. In fact, in some of those paths one or both of the indicated pivots may not be

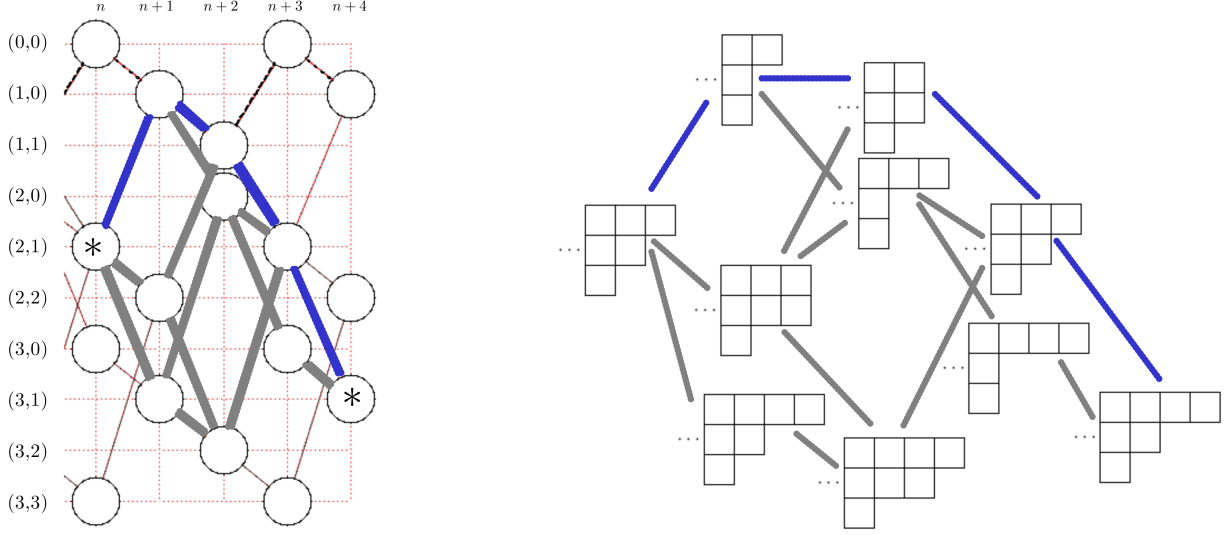


FIGURE 19. The mesh and the upper envelope of paths between two successive pivots, and the corresponding portion of the (sideways) Hasse diagram.

pivots anymore. This is more clearly seen if we just go back to the sideways Hasse diagram and draw the slices appearing as vertices on the mesh of paths above, as seen in the figure on the right in Figure 19.

If $\sigma = (\sigma_1, \dots, \sigma_{r-1})$ is the shape of a pivot, then $\sigma_1 \geq 2$. The default path falls back to the shapes

$$(0, \dots, 0) \rightarrow (1, 0, \dots, 0) \rightarrow \dots \rightarrow (1, \dots, 1) \rightarrow (0, \dots, 0)$$

as quickly as possible. As pointed out in the proof, none of these shapes can be a pivot.

For the sake of completeness, we include the definition of a pivot slice, summarizing the main idea in the proof of Theorem 3.

Definition 8. For a fixed profile c , let ${}_1\Sigma > {}_2\Sigma \cdots > {}_m\Sigma > {}_{m+1}\Sigma = E$ be a chain of slices, not necessarily of consecutive weight. For each of the slices ${}_j\Sigma$, $j = 1, 2, \dots, m$, consider the space before it, i.e. the skew diagram that is inside ${}_j\Sigma$, but outside ${}_{j+1}\Sigma$; and for $j = 2, 3, \dots, m$, the space after it, i.e. the skew diagram that is outside ${}_j\Sigma$, but inside ${}_{j-1}\Sigma$. The space after ${}_1\Sigma$ is the infinite strip to the right of it. If the space after ${}_j\Sigma$ has any boxes strictly to the left of a box in the space before it, ${}_j\Sigma$ is called a pivot slice in the given chain.

4. GENERATING FUNCTIONS FOR CYLINDRIC PARTITIONS INTO DISTINCT PARTS

We present the technical proof of Theorem 4 here.

proof of Theorem 4. Fix the profile c . Let M be a cylindric partition with profile c into distinct parts. Let

$$f_1 \cdot {}_1\Sigma + f_2 \cdot {}_2\Sigma + \cdots + f_n \cdot {}_n\Sigma$$

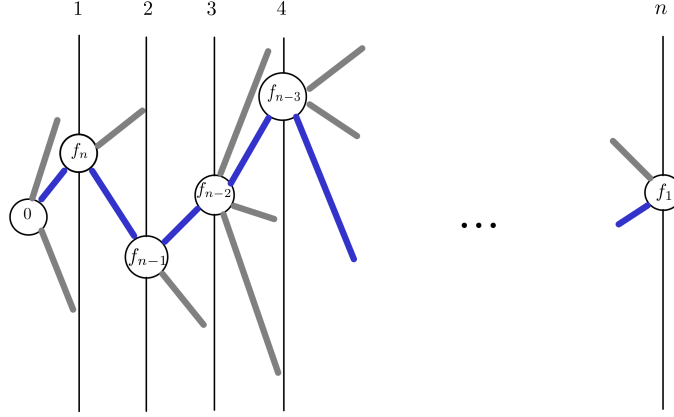


FIGURE 20. A cylindric partition into distinct parts in a path diagram.

be the decomposition of M into slices such that

$${}_1\Sigma > {}_2\Sigma > \cdots > {}_n\Sigma > E,$$

and $f_j > 0$ for $j = 1, 2, \dots, n$. We must have $|{}_j\Sigma| - |{}_{j+1}\Sigma| = 1$ for $j = 1, 2, \dots, n$, and with the identification $E = {}_{n+1}\Sigma$. Because if that difference is greater than one, then there are two or more squares between slices ${}_j\Sigma$ and ${}_{j+1}\Sigma$, causing a repeated part in M . Since $|{}_{n+1}\Sigma| = |E| = 0$, we deduce that

$$|{}_j\Sigma| = n + 1 - j$$

for $j = 1, 2, \dots, n$. In the path diagram, M will be registered as in Figure 20.

The weight of M is $\sum_{j=1}^n (n + 1 - j)f_j$. This is the weight of a partition in which each part $1, 2, \dots, n$ appears at least once. As such, its conjugate is a partition into n different parts, and is generated by $\frac{q^{\binom{n+1}{2}}}{(q; q)_n}$. Each such partition may be obtained multiple times on the path diagram. To be more precise, let a_n be the number of chains of length n starting at the node corresponding to the zero slice. We now have

$$(8) \quad D_c(q) = \sum_M q^M = \sum_{n \geq 0} \frac{a_n q^{\binom{n+1}{2}}}{(q; q)_n}.$$

The middle sum is over all cylindric partitions M with profile c into distinct parts.

We claim that depending on the value $s \equiv n \pmod{r}$, where $s = 0, 1, \dots, r - 1$, and r is the rank of the cylindric partition, or the length of the composition c ,

$$(9) \quad \begin{aligned} a_{nr+s} = & \alpha_{s,1}^0 (\gamma_1^0)^n + \cdots + \alpha_{s,A_0}^0 (\gamma_{A_0}^0)^n \\ & + \alpha_{s,1}^1 n (\gamma_1^1)^n + \cdots + \alpha_{s,A_1}^1 n (\gamma_{A_1}^1)^n \\ & \vdots \\ & + \alpha_{s,1}^m n^m (\gamma_1^m)^n + \cdots + \alpha_{s,A_m}^m n^m (\gamma_{A_m}^m)^n \end{aligned}$$

for certain $m \in \mathbb{Z}^+$, $A_0, \dots, A_m \in \mathbb{N}$, doubly indexed $\gamma_{\dots}^{\dots} \in \mathbb{C}$, and trebly indexed $\alpha_{\dots, \dots}^{\dots} \in \mathbb{C}$, except for a few initial values. The $\alpha_{\dots, \dots}^{\dots}$'s depend on s , but γ_{\dots}^{\dots} 's do not. We delay establishing

this claim, and present the remaining part of the proof first. Substituting (9) in (8), and adjusting for the first few terms with the help of a polynomial $rg_c(q)$, we have

$$D_c(q) = rg_c(q) + \sum_{s=0}^{r-1} \sum_{n \geq 0} \frac{a_{nr+s} q^{\binom{nr+s+1}{2}}}{(q; q)_{nr+s}} = rg_c(q) + \sum_{s=0}^{r-1} \sum_{j=0}^m \sum_{k=1}^{A_k} \alpha_{s,k}^j \sum_{n \geq 0} \frac{n^j (\gamma_k^j)^n q^{\binom{nr+s+1}{2}}}{(q; q)_{nr+s}}.$$

The outermost triple sum is finite, so it is enough to work on the innermost series on n . Simplifying notation, we will show that

$$\sum_{n \geq 0} \frac{n^j \gamma^n q^{\binom{nr+s+1}{2}}}{(q; q)_{nr+s}}$$

is a finite linear combination of infinite products, and infinite products multiplied by Lambert series. We will examine two different cases $j = 0$ and $j > 0$.

When $j = 0$, observe that

$$\sum_{n \geq 0} \frac{\gamma^n q^{\binom{nr+s+1}{2}}}{(q; q)_{nr+s}} = (\sqrt[r]{\gamma})^{-s} \sum_{n \geq 0} \frac{(\sqrt[r]{\gamma})^{nr+s} q^{\binom{nr+s+1}{2}}}{(q; q)_{nr+s}},$$

where one can use the principal branch for the r th root. The latter series is the $s \pmod{r}$ indexed terms of

$$(-\sqrt[r]{\gamma}q; q)_\infty = \sum_{n \geq 0} \frac{(\sqrt[r]{\gamma})^n q^{\binom{n+1}{2}}}{(q; q)_n},$$

where the identity is Euler's [27].

It is possible to extract the $s \pmod{r}$ indexed terms of the series on the right-hand side of the displayed equation above. This must be a well-known procedure for power series, but we outline it here. If r is a prime number, we'll just add

$$\xi^{-js} (-\xi^j \sqrt[r]{\gamma}q; q)_\infty = \sum_{n \geq 0} \frac{\xi^{j(n-s)} (\sqrt[r]{\gamma})^n q^{\binom{n+1}{2}}}{(q; q)_n},$$

side by side for $j = 0, 1, \dots, r-1$ and divide by r for a primitive r th root of unity, e.g. $\xi = e^{\frac{2\pi i}{r}}$. We rely on the facts that $1 + \xi + \xi^2 + \dots + \xi^{r-1} = 0$ and $\xi^r = 1$. If r is not a prime, then we place the desired indices in nested arithmetic progressions, and extract terms in one progression at a time. For example, for obtaining terms with indices $45n + 23$, we rewrite $45n + 23 = 5(3(3n + 1) + 1) + 3$, and extract the $5n + 3$ terms and reindex first, and from among them the $3n + 1$ terms and reindex, and finally the $3n + 1$ terms from inside the last batch.

When $j > 0$, we need another twist. This time, we have the series

$$\sum_{n \geq 0} \frac{n^j (\sqrt[r]{\gamma})^{nr+s} q^{\binom{nr+s+1}{2}}}{(q; q)_{nr+s}}$$

to work on. We use the fact that it is possible to express n^j as a linear combination of $(nr + s)^j, (nr + s)^{j-1}, \dots, (nr + s)^0$. We regard n as the indeterminate, and r and s as fixed

parameters. We write

$$n^j = b_j(nr + s)^j + b_{j-1}(nr + s)^{j-1} + \cdots + b_0(nr + s)^0,$$

and identify coefficients of n^j , n^{j-1} , \dots , n^0 after expansion of binomials and collecting the like powers. The resulting linear system for b_{\dots} 's will have a lower triangular coefficient matrix with nonzero entries on the diagonal, and not all right hand sides are zeros. Thus, there is a unique non-trivial solution. Therefore, without loss of generality, we can work on

$$\sum_{n \geq 0} \frac{(nr + s)^j (\sqrt{\gamma})^{nr+s} q^{\binom{nr+s+1}{2}}}{(q; q)_{nr+s}} = \left[\left(z \frac{d}{dz} \right)^j \sum_{n \geq 0} \frac{(\sqrt{\gamma})^{nr+s} z^{nr+s} q^{\binom{nr+s+1}{2}}}{(q; q)_{nr+s}} \right]_{z=1}$$

Along with the linearity of the derivative, the rest is done similar to the $j = 0$ case.

The proof will be finished once we show (9). We denote the number of paths in the path diagram ending in a specific slice Σ by a_n^σ , where $n = |\Sigma|$ and σ is the shape of Σ . It follows that

$$(10) \quad a_n = \sum_{\sigma} a_n^\sigma,$$

where the sum is over all shapes. We also have

$$(11) \quad a_n^\sigma = a_{n-1}^{\tau_1} + a_{n-1}^{\tau_2} + \cdots + a_{n-1}^{\tau_t}.$$

The sum on the right hand side is over all slices with weight $(n-1)$ connected to Σ with an edge in the path diagram. When the rank $r > 1$, none of the τ_j 's may be equal to σ , since their weights $(n-1)$ and n are not congruent $(\text{mod } r)$. To incorporate all shapes, we can extend the sum as

$$a_n^\sigma = \varepsilon_1 a_{n-1}^{\tau_1} + \cdots + \varepsilon_u a_{n-1}^{\tau_u},$$

where ε_j is 0 or 1 depending on the presence of an edge between the implied slices. Writing the equation for each slice of weight n , we first have

$$\begin{aligned} a_n^{\sigma_1} &= \varepsilon_{11} a_{n-1}^{\tau_1} + \cdots + \varepsilon_{1u} a_{n-1}^{\tau_u} \\ &\vdots \\ a_n^{\sigma_v} &= \varepsilon_{v1} a_{n-1}^{\tau_1} + \cdots + \varepsilon_{vu} a_{n-1}^{\tau_u}, \end{aligned}$$

then, by iteration

$$(12) \quad \begin{aligned} a_n^{\sigma_1} &= \alpha_{11} a_{n-r}^{\sigma_1} + \cdots + \alpha_{1u} a_{n-r}^{\sigma_v} \\ &\vdots \end{aligned}$$

$$(13) \quad a_n^{\sigma_v} = \alpha_{v1} a_{n-r}^{\sigma_1} + \cdots + \alpha_{vv} a_{n-r}^{\sigma_v},$$

where the α_{ij} 's are completely determined. This shows us the dependence of a_n on the value $s \equiv n \pmod{r}$. Different s 's may, and do, correspond to different systems of equations. However; the left end, or the smaller end, of the path diagram may not fit this characterization. We noted that the path diagram is eventually periodic, rather than periodic. Therefore, we may need to treat the first few values separately. With this initial exception in mind,

$$a_n [= a_n^{\sigma_1} + \cdots + a_n^{\sigma_v}] = (\alpha_{11} + \cdots + \alpha_{1v}) a_{n-r}^{\sigma_v} + \cdots + (\alpha_{v1} + \cdots + \alpha_{vv}) a_{n-r}^{\sigma_v}.$$

Now we choose and fix s , replace $a_{nr+s}^{\sigma_j}$ by b_n^j , and, slightly abusing notation, focus on

$$(14) \quad \begin{aligned} b_n^1 - \alpha_{11}b_{n-1}^1 - \cdots - \alpha_{1v}b_{n-1}^v &= 0 \\ \vdots \\ b_n^v - \alpha_{v1}b_{n-1}^1 - \cdots - \alpha_{vv}b_{n-1}^v &= 0 \end{aligned}$$

with $b_n = b_n^1 + \cdots + b_n^v$. Our goal is to find a recurrence for b_n . To construct that, we first add (14) through (15) side by side and obtain

$$(16) \quad b_n - (\alpha_{11} + \cdots + \alpha_{v1})b_{n-1}^1 - \cdots - (\alpha_{1v} + \cdots + \alpha_{vv})b_{n-1}^v = 0.$$

Then, we rewrite (14) through (15) replacing n by $(n-1)$, vertically aligning b_{n-1}^j 's and b_{n-2}^j 's for convenience. Next, multiply (16) through by β^0 , and the 1-shifted (14) through (15) by $\beta_1^1, \dots, \beta_v^1$, in their respective order. After that, we add these $v+1$ equations side by side, and identify the coefficients of b_{n-1}^1 through b_{n-1}^v , and those of b_{n-2}^1 through b_{n-2}^v . Because once those two sets of coefficients are identical among themselves, the sums of b_{n-1}^j 's and b_{n-2}^j 's may be replaced by b_{n-1} and b_{n-2} , respectively. This will yield a recurrence for b_n .

So far, we have $2v-2$ homogeneous equations for $v+1$ variables, namely β^0, β_j^1 for $j=1, \dots, v$. For general v , $2v-2$ may be greater than or equal to $v+1$, so we are not guaranteed a non-trivial solution. In that case, we replace n by $(n-2)$ in (14) through (15), multiply them through β_j^2 for $j=1, \dots, v$ in their respective order, and incorporate in the above picture. Then, we will have $3v-3$ homogeneous equations for $2v+1$ variables. If there are no non-trivial solutions yet, we keep repeating the same procedure, replacing n by $(n-3)$, \dots , $(n-f+1)$ in (14) through (15), as many times as necessary to have greater number of variables than the number of equations, i.e. $(f-1)v+1 > fv-f$. Equivalently, we want $f > v-1$, therefore $f=v$ will work. We are guaranteed to have a recurrence of degree $f=v$ for b_n .

$$A_0b_n + A_1b_{n-1} + \cdots + A_vb_{n-v} = 0.$$

Finding v initial values b_0, \dots, b_{v-1} , and deciding how many of them at the beginning do not fit the recurrence is routine.

By the well-known characterization of sequences satisfying linear recurrences with constant coefficients [40, Proposition 4.2.2], we arrive at (9), concluding the proof. \square

We will give a concrete example a little further below, backed up by some shortcuts. We will also comment on why those shortcuts were not used in the proof.

Here, too, we can read more into the above proof. The demonstration of (9) requires the use of the fundamental theorem of algebra [22]. So, despite all the construction, Theorem 4 is an existence result. The explicit formulas depend on our capacity to solve the recurrence for b_n 's pertained to in the last part of the proof.

We can adapt the last part of the proof to find a recurrence for a_{nr+s}^σ for certain s and σ , and hence obtain a similar formula to (9) for a_{nr+s}^σ . Thanks to equations (10) and (11), the same γ_{\dots} are shared by all a_{nr+s}^σ 's and a_{nr+s} 's, independent of s and σ .

In the shape transition graph, if we reorder the shapes so that the ones with weights $\equiv 0 \pmod{r}$ are listed first, those with weight $\equiv 1 \pmod{r}$ are listed next, etc., the adjacency matrix [29] A will have the following $r \times r$ block diagonal form.

$$A = \begin{bmatrix} 0 & \cdots & 0 & * \\ * & & & 0 \\ 0 & * & & 0 \\ \vdots & & \ddots & \vdots \\ 0 & \cdots & 0 & * & 0 \end{bmatrix}$$

In other words, it will be a block permutation matrix with square matrices, not necessarily of the same size, on the diagonal. For convenience, we can take weights of shapes as partitions. It is possible to incorporate the shape of zero, and offset all other weights by the same amount. But this will not essentially change the discussion.

For example, if we reorder the shapes as $(0,0)$, $(2,1)$, $(1,0)$, $(2,2)$, $(1,1)$, $(2,0)$ in rank $r = 3$ and level $\ell = 2$ cylindric partitions, we will obtain the block matrix

$$A = \begin{array}{c} \begin{matrix} (0,0) & (2,1) & (1,0) & (2,2) & (1,1) & (2,0) \end{matrix} \\ \begin{matrix} (0,0) \\ (2,1) \\ (1,0) \\ (2,2) \\ (1,1) \\ (2,0) \end{matrix} \left[\begin{array}{cc|cc|cc} 0 & 0 & 0 & 0 & 1 & 0 \\ 0 & 0 & 0 & 0 & 1 & 1 \\ \hline 1 & 1 & 0 & 0 & 0 & 0 \\ 0 & 1 & 0 & 0 & 0 & 0 \\ \hline 0 & 0 & 1 & 1 & 0 & 0 \\ 0 & 0 & 1 & 0 & 0 & 0 \end{array} \right] \end{array}.$$

The adjacency matrix A carries the same information as the equation (11), and its r th power A^r , the following block diagonal matrix, as (12) through (13).

$$A^r = \begin{bmatrix} * & & 0 \\ & \ddots & \\ 0 & & * \end{bmatrix}$$

In the running example,

$$A^3 = \begin{array}{c} \begin{matrix} (0,0) & (2,1) & (1,0) & (2,2) & (1,1) & (2,0) \end{matrix} \\ \begin{matrix} (0,0) \\ (2,1) \\ (1,0) \\ (2,2) \\ (1,1) \\ (2,0) \end{matrix} \left[\begin{array}{cc|cc|cc} 1 & 2 & 0 & 0 & 0 & 0 \\ 2 & 3 & 0 & 0 & 0 & 0 \\ \hline 0 & 0 & 3 & 2 & 0 & 0 \\ 0 & 0 & 2 & 1 & 0 & 0 \\ \hline 0 & 0 & 0 & 0 & 3 & 2 \\ 0 & 0 & 0 & 0 & 2 & 1 \end{array} \right] \end{array}.$$

The establishment of a_{nr+s}^σ as a closed formula and the following arguments above show that all blocks on the diagonal of A^r have the same non-zero eigenvalues with the same

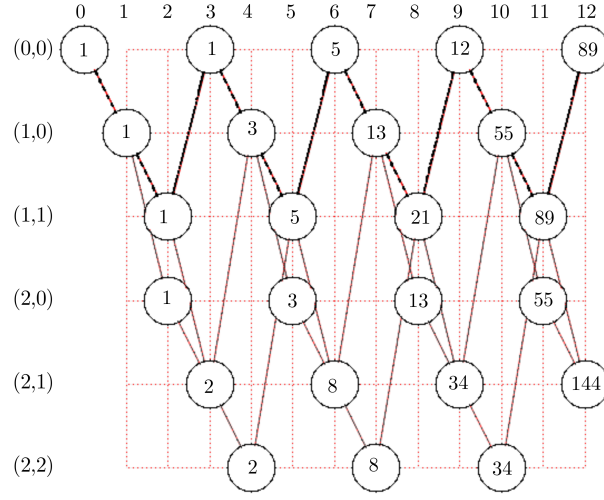


FIGURE 21. The number of paths ending in each node.

multiplicities. Consequently, or by rank arguments, the bigger blocks have zeros, or more zeros, as their extra eigenvalues. For example, the eigenvalues of the above A^3 are $2 \pm \sqrt{5}$.

If we worked with rank $r = 3$ and level $\ell = 3$ cylindric partitions, the blocks of A^3 would have been

$$\begin{bmatrix} 1 & 2 & 0 & 1 \\ 2 & 6 & 2 & 2 \\ 1 & 2 & 1 & 0 \\ 0 & 2 & 1 & 1 \end{bmatrix}, \begin{bmatrix} 3 & 3 & 2 \\ 2 & 3 & 3 \\ 3 & 2 & 3 \end{bmatrix}, \text{ and } \begin{bmatrix} 3 & 2 & 3 \\ 3 & 3 & 2 \\ 2 & 3 & 3 \end{bmatrix}.$$

The eigenvalues of both of the smaller matrices are 8 and $\frac{1}{2} \pm \frac{\sqrt{3}}{2}i$, and the larger matrix has the additional eigenvalue 0.

Back to the rank $r = 3$ and level $\ell = 2$ example, we see that the matrix A^3 is diagonalizable. This is because the eigenvalues of each block are distinct. It follows that $a_{3n+j} = A_j(2 + \sqrt{5})^n + B_j(2 - \sqrt{5})^n$ for $j = 0, 1, 2$. The generating function $D_{(2,0,0)}(q)$ will be a linear combination of

$$\begin{aligned} &(-\sqrt[3]{2 + \sqrt{5}q}; q)_\infty, (-\sqrt[3]{2 - \sqrt{5}q}; q)_\infty, (-\omega\sqrt[3]{2 + \sqrt{5}q}; q)_\infty, (-\omega\sqrt[3]{2 - \sqrt{5}q}; q)_\infty, \\ &(-\omega^2\sqrt[3]{2 + \sqrt{5}q}; q)_\infty, \text{ and } (-\omega^2\sqrt[3]{2 - \sqrt{5}q}; q)_\infty, \end{aligned}$$

where $\omega^2 + \omega + 1 = 0$, i.e. ω is a primitive third root of unity. We can find the unknown coefficients by comparing the Maclaurin series of the linear combination of the above infinite products and that of (8). Therefore, we need some initial a_n 's. We can do it by placing 1 in the zero node, and calculating a_n^σ for each slice with weight n and shape σ as the sum of the numbers in the immediately preceding slices that are connected to it. The final touch is adding the numbers in all slices with the same weight, and hence finding a_n . An example for profile $(2, 0, 0)$ is shown in Figure 21. We caution the reader that Figure 21 is a different utilization of the path diagram. In particular, different from the slice counting one. Then, it

can be proven that a_n 's are the (shifted) Fibonacci numbers by strong induction [39]. So,

$$a_n = A \left(\frac{(1 + \sqrt{5})}{2} \right)^n + B \left(\frac{(1 - \sqrt{5})}{2} \right)^n.$$

This simplifies the computations, as it is now clear that $D_{(2,0,0)}(q)$ is a linear combination of

$$\left(-\frac{(1 + \sqrt{5})}{2} q; q \right)_\infty \quad \text{and} \quad \left(-\frac{(1 - \sqrt{5})}{2} q; q \right)_\infty,$$

and there are no rule breaking terms at the beginning. The comparison of the first few terms of the Maclaurin series mentioned above will yield

$$(17) \quad D_{(2,0,0)}(q) = \left(\frac{1}{2} + \frac{\sqrt{5}}{10} \right) \left(-\frac{(1 + \sqrt{5})}{2} q; q \right)_\infty + \left(\frac{1}{2} - \frac{\sqrt{5}}{10} \right) \left(-\frac{(1 - \sqrt{5})}{2} q; q \right)_\infty.$$

The reason that we did not use this matrix characterization in the proof is that we do not know up front if the constructed matrix blocks are diagonalizable, let alone if their non-zero eigenvalues are distinct. For example, a simple computer search reveals that the rank $r = 5$ and level $\ell = 5$ case involves a repeated eigenvalue. The smallest block matrix has size 25×25 in this case. Some other examples for larger $r + \ell$ sums are $(r, \ell) = (5, 7), (5, 9), (6, 6), (6, 8), (7, 5), (7, 7), (8, 6), (9, 5), (10, 5)$, with respective sizes of the smallest block matrix $66 \times 66, 143 \times 143, 75 \times 75, 212 \times 212, 66 \times 66, 245 \times 245, 212 \times 212, 143 \times 143, 200 \times 200$. We did the calculations for $r, \ell \leq 10$ and discarded matrices larger than 250×250 .

It is also an instructive exercise to find a_0, a_1, a_2, \dots for the profile $(1, 1, 1)$ case. They are 1, 3, 6, 12, 24, 48, 96, 192, i.e. $3 \cdot 2^{n-1}$ except for a_0 . This can be proven, again, by strong induction [39], exploiting the structure of the path diagram. Then, not even requiring the corresponding eigenvalues listed above, one calculates

$$D_{(1,1,1)} = -\frac{1}{2} + \frac{3}{2}(-2q; q)_\infty$$

When the rank $r = 2$, the picture is much nicer. In the shape transition graph, there is an edge from σ to τ if and only if there is an edge from τ to σ . One of those edges corresponds to placing a square at the right end of the upper row of a shape, and the other edge to that of the lower row of the other shape. Thus, the adjacency matrix $A = \begin{bmatrix} 0 & * \\ * & 0 \end{bmatrix}$ described above is a symmetric matrix. So is the block diagonal matrix A^2 . As such, A^2 has real eigenvalues, and it is diagonalizable [7]. Also, the blocks of A^2 have the same non-zero eigenvalues with the same multiplicities. It follows that in equation (9) $\alpha^j_{\dots} = 0$ if $j > 0$, and Theorem 4 reduces to

Corollary 9. *With notation as in Theorem 4,*

$$\begin{aligned} D_{(a,b)}(q) = r g_{(a,b)}(q) &+ \sum_{i=1}^B A_i \left(\frac{(-\sqrt{\beta_i} q; q)_\infty + (\sqrt{\beta_i} q; q)_\infty}{2} \right) \\ &+ \sum_{i=1}^B B_i \left(\frac{(-\sqrt{\beta_i} q; q)_\infty - (\sqrt{\beta_i} q; q)_\infty}{2\sqrt{\beta_i}} \right) \end{aligned}$$

for certain $B \in \mathbb{Z}^+$, $\beta_i, A_i, B_i \in \mathbb{R}$, $i = 1, 2, \dots, B$, and a polynomial $rg_{(a,b)}(q)$.

It is possible to write the above theorem as

$$D_{(a,b)}(q) = rg_{(a,b)}(q) + \sum_{i=1}^B \alpha_i (-\beta_i q; q)_\infty$$

for certain $B \in \mathbb{Z}^+$, $\alpha_i, \beta_i \in \mathbb{R}$, $i = 1, 2, \dots, B$, but the statement emphasizes the nature of the proof. It is Theorem 4, the observations following it, and the dissection of series as done in [32, Section 3].

Although we are guaranteed diagonalization in the rank $r = 2$ case, a small computer search detects no repeated eigenvalues for levels $\ell \leq 500$.

As another example, we calculate $D_{(4,0)}(q)$. We order the shapes as (0), (2), (4), (1), (3), write the adjacency matrix of the corresponding shape transition graph, and calculate its square.

$$A = \begin{array}{c} \begin{array}{ccccc} & (0) & (2) & (4) & (1) & (3) \\ \begin{array}{l} (0) \\ (2) \\ (4) \\ (1) \\ (3) \end{array} & \left[\begin{array}{ccccc} 0 & 0 & 0 & 1 & 0 \\ 0 & 0 & 0 & 1 & 1 \\ 0 & 0 & 0 & 0 & 1 \\ 1 & 1 & 0 & 0 & 0 \\ 0 & 1 & 1 & 0 & 0 \end{array} \right] \end{array}, & A^2 = \begin{array}{c} \begin{array}{ccccc} & (0) & (2) & (4) & (1) & (3) \\ \begin{array}{l} (0) \\ (2) \\ (4) \\ (1) \\ (3) \end{array} & \left[\begin{array}{ccccc} 1 & 1 & 0 & 0 & 0 \\ 1 & 2 & 1 & 0 & 0 \\ 0 & 1 & 1 & 0 & 0 \\ 0 & 0 & 0 & 2 & 1 \\ 0 & 0 & 0 & 1 & 2 \end{array} \right] \end{array}.\end{array}$$

The smaller block in A^2 has eigenvalues 3 and -1 . Even if it had repeated eigenvalues, we know that A^2 is diagonalizable because it is symmetric. Either way, both a_{2n} and a_{2n+1} are linear combinations of 3^n and $(-1)^n$. Next, we calculate the number of paths starting at the zero slice and ending in a specific slice. We record these numbers on the path diagram, being careful not to confuse it with representations of a cylindric partition, please see Figure 22. Then, we see that $a_{2n} = 2 \cdot 3^{n-1}$ except for a_0 , and $a_{2n+1} = 3^n$. It is possible, but not necessary to use the above picture to find recurrences for a_{2n}^σ or for a_{2n+1}^σ . The rest is standard q -series manipulations.

$$\begin{aligned} D_{(4,0)}(q) &= 1 + \sum_{n \geq 0} \frac{3^n q^{\binom{2n+2}{2}}}{(q; q)_{2n+1}} + 2 \sum_{n \geq 1} \frac{3^{n-1} q^{\binom{2n+1}{2}}}{(q; q)_{2n}} \\ &= \frac{1}{3} + \frac{1}{\sqrt{3}} \sum_{n \geq 0} \frac{(\sqrt{3})^{2n+1} q^{\binom{2n+2}{2}}}{(q; q)_{2n+1}} + \frac{2}{3} \left[-1 + \sum_{n \geq 0} \frac{(\sqrt{3})^{2n} q^{\binom{2n+1}{2}}}{(q; q)_{2n}} \right] \\ &= 1 + \frac{1}{\sqrt{3}} \left[\frac{(\sqrt{3}q; q)_\infty - (-\sqrt{3}q; q)_\infty}{2} \right] + \frac{2}{3} \left[\frac{(\sqrt{3}q; q)_\infty + (-\sqrt{3}q; q)_\infty}{2} - 1 \right] \\ &= \frac{1}{3} + \left(\frac{2 + \sqrt{3}}{6} \right) (\sqrt{3}q; q)_\infty + \left(\frac{2 - \sqrt{3}}{6} \right) (-\sqrt{3}q; q)_\infty \end{aligned}$$

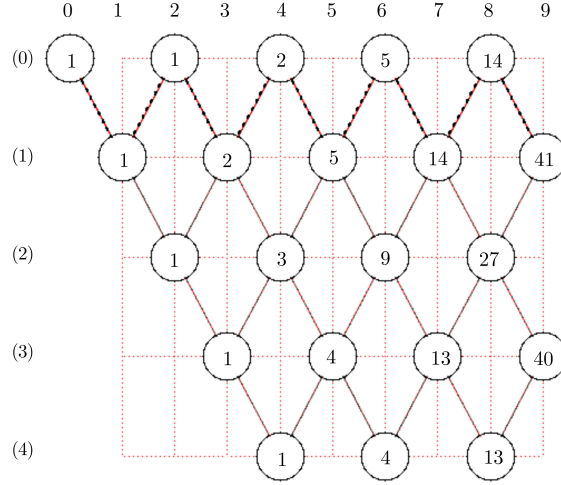


FIGURE 22. Another example of the number of paths ending in each node.

5. PROOF OF PART OF A CONJECTURE BY CORTEEL, DOUSSE, AND UNCÜ, AND MORE

We revisit and relabel (5) for conformity with Corteel, Dousse, and Uncü [16].

$$(18) \quad {}_1\Sigma \geq {}_2\Sigma \geq \cdots \geq {}_n\Sigma > E$$

These are the slices of a cylindric partition Λ with profile $c = (c_1, c_2, \dots, c_r)$ and $\max(\Lambda) = n$.

Now, for each $j = 1, 2, \dots, n$, in this order, calculate

$$f_j := \min_{1 \leq i \leq r} \{ \ell(j\sigma^{(i)}) - \ell(j+1\sigma^{(i)}) \}.$$

We take $E = {}_{n+1}\Sigma$ here. Then, in ${}_1\Sigma, {}_2\Sigma, \dots, {}_j\Sigma$, delete f_j 1's from the right ends of each $\dots\sigma^{(i)}$, $i = 1, 2, \dots, r$. We update Λ accordingly, as $\Lambda = {}_1\Sigma + {}_2\Sigma + \cdots + {}_n\Sigma$. This transformation reduces $|\Lambda|$ (and hence $|{}_1\Sigma| + |{}_2\Sigma| + \cdots + |{}_n\Sigma|$) by $r(f_j)$.

In the end, (18) becomes

$$(19) \quad {}_1\Sigma \geq {}_2\Sigma \geq \cdots \geq {}_n\Sigma \geq E.$$

and a partition is produced on the side into multiples of r such that parts are at most rn . The reader already noticed that $(r \cdot 1 \cdot f_1, \dots, r \cdot n \cdot f_n)$ is a partition into multiples of r , all $\leq rn$. They are thus generated by $\frac{1}{(q^r; q^r)_n}$.

We can visualize this process as shrinking the slices as much as possible. We keep the left ends, or the profile ends, fixed; and we let the right ends, or the shape ends, move. The profile, the shapes, and the inclusion are preserved. Because we move the right ends as much as possible to the left, we have

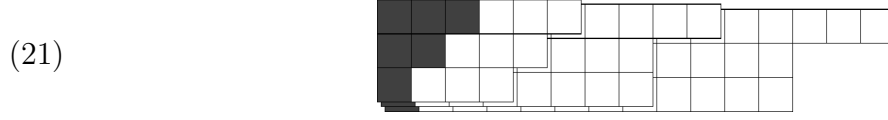
$$(20) \quad |{}_j\Sigma| - |{}_{j+1}\Sigma| = \Delta(c_{j+1}, c_j)$$

where c_j is the shape of ${}_j\Sigma$, for $j = 1, \dots, n$.

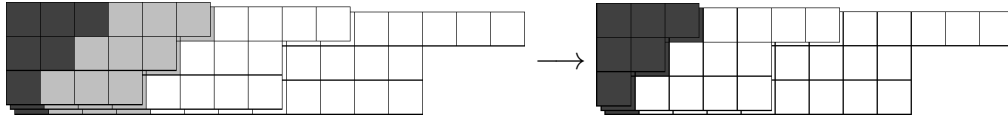
As an example, consider the cylindric partition

$$\Lambda = ((3, 3, 3, 2, 2, 2, 2, 1, 1, 1, 1, 1), (3, 3, 3, 2, 2, 2, 1, 1, 1, 1), (3, 3, 3, 2, 2, 2, 2, 1, 1, 1, 1))$$

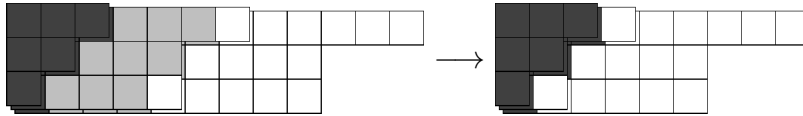
with profile $c = (1, 1, 1)$. The almost superimposed slices of Λ are shown below. Let us remember that the boxes in dark gray indicate the profile, and they do not contribute to the weight.



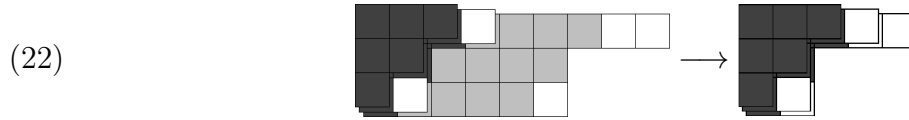
Now, we take out the lightly shaded boxes, and record their numbers. These numbers are $9+9+9$, where 9 is for 3 slices \times 3 rows, and repetition three times for 3 columns. The term column is used in a liberal sense, as they are askew because of the profile. The slices become as the figure on the right as below.



The smallest slice cannot be shrunk anymore. In fact, it incidentally became the zero slice. Now we shrink the second smallest slice, along with the one larger than it. Again, the lightly shaded boxes are to be taken out. Their numbers this time are $6+6+6$, for similar reasons as in the previous paragraph. The intermediate stack of slices are shown in the next figure.



Lastly, we shrink the largest slice, and record $3+3+3+3$.



Before concluding anything further, we would like to draw the reader's attention to a detail here. The requirement that $\max(\Lambda) = n$ for the original Λ implies either $\max(\Lambda) = n$ for the final Λ or $\max(\Lambda) < n$ and $f_n > 0$.

With this proviso in mind, one can argue that the above process is reversible. Namely, given a partition into multiples of r with parts at most rn , and n slices $_1\Sigma, _2\Sigma, \dots, _n\Sigma$ with profile c satisfying (19) along with the conditions following it; it is possible to combine them and produce a cylindric partition Λ of profile c and $\max(\Lambda) = n$.

There are two ways to make things simpler. One is starting with a weak final inequality instead of a strict one in (18), and work with cylindric partitions with profile c having parts at most n . Observe that the chain of inequalities (19) have extra conditions on the appearing slices.

and the partition on the side will be $9 + 9 + 6 + 6 + 6 + 3 + 3 + 3 + 3$, There is one less 9 than the previous example, and the shrunk cylindric partition has the same maximum part, here 3.

Theorem 12. *Let $f_{=n,c}(q)$ be the the generating function of cylindric partitions with profile $c = (c_1, \dots, c_r)$ and largest part n . Then,*

$$f_{=n,c}(q) = \frac{P_{=n,c}(q)}{(q^r; q^r)_n},$$

where $P_{=0,c}(q) = 1$, and

$$P_{=n,c}(q) = q^{nr} P_{=n-1,c}(q) + \sum_{d \neq c} q^{n\Delta(d,c)} P_{=n-1,d}(q),$$

where the sum is over all possible shapes d except c , and $P_{=n,c}(q)$'s are as in Theorem 10.

Corollary 11 applies to $P_{=n,c}(q)$'s, as well. They are polynomials with positive coefficients and $P_{=n,c}(1) = \binom{\ell+r-1}{r-1}^n$, where ℓ is the level of cylindrical partitions, and r is the rank.

Again, it is convenient to write the Theorem 12 in matrix form if the rank and the level are fixed. For example, for rank $r = 3$ and level $\ell = 2$, we have:

$$\begin{bmatrix} P_{=n,(0,0)}(q) \\ P_{=n,(1,0)}(q) \\ P_{=n,(1,1)}(q) \\ P_{=n,(2,0)}(q) \\ P_{=n,(2,1)}(q) \\ P_{=n,(2,2)}(q) \end{bmatrix} = \begin{bmatrix} q^{3n} & q^n & q^n & q^{2n} & q^{3n} & q^{4n} \\ q^{2n} & q^{3n} & q^n & q^n & q^{2n} & q^{3n} \\ q^n & q^{2n} & q^{3n} & q^{3n} & q^n & q^{2n} \\ q^{4n} & q^{2n} & q^{3n} & q^{3n} & q^n & q^{2n} \\ q^{3n} & q^n & q^{2n} & q^{2n} & q^{3n} & q^n \\ q^{2n} & q^{3n} & q^{4n} & q^{4n} & q^{2n} & q^{3n} \end{bmatrix} \begin{bmatrix} P_{(n-1),(0,0)}(q) \\ P_{(n-1),(1,0)}(q) \\ P_{(n-1),(1,1)}(q) \\ P_{(n-1),(2,0)}(q) \\ P_{(n-1),(2,1)}(q) \\ P_{(n-1),(2,2)}(q) \end{bmatrix}.$$

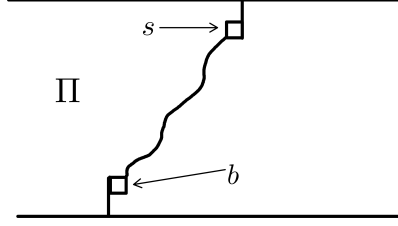
The only difference of the last displayed square matrix from that in (23) is that there are q^{3n} 's on the diagonal instead of 1's. We also remind the reader of the three-way identity (2), which follows from the above discussion.

In addition, Theorem 10 can then be restated as the following.

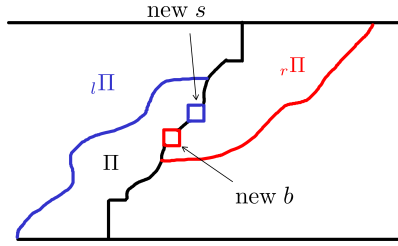
$$(25) \quad F_c(z, q) = \frac{(1-z)}{(1-zq)} F_c(zq, q) + z \sum_d \frac{(1-z)q^{\Delta(d,c)}}{(1-zq^{\Delta(d,c)})} F_d(zq^{\Delta(d,c)}, q),$$

where the sum is over all possible shapes for fixed rank r and level ℓ . This is not exactly the same as the functional equations found in [18], as it has a uniform number of generating functions in each instance.

Unlike tight packing of slices, tight packing of pivot slices is not always uniquely possible. We know that a slice Π with shape σ , where $\sigma_1 \geq 2$, is a potential pivot. When there is enough space to the left and to the right of Π , the last box s used for tiling the space to the left is strictly to the right of the first box b used for tiling the space to the right of Π .



However, when there are other potential pivots to the right or to the left of Π , or both, say ${}_r\Pi$ and ${}_l\Pi$, with shapes ${}_r\sigma$ and ${}_l\sigma$, respectively, the boxes s and b shown above may not be in the spaces between ${}_l\Pi$ and Π , or Π and ${}_r\Pi$ anymore.

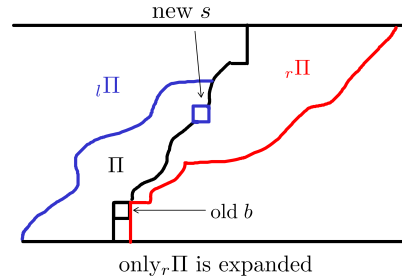
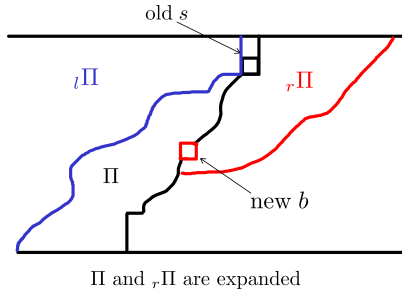


If the new s not strictly to the right of the new b , then Π may not be a pivot in this lineup anymore. For similar reasons, ${}_l\Pi$ or ${}_r\Pi$ may not be pivots, either. Please note that, in this case,

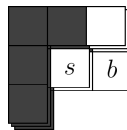
$$|\Pi| - |{}_l\Pi| = \Delta({}_l\sigma, \sigma), \quad \text{and} \quad |{}_r\Pi| - |\Pi| = \Delta(\sigma, {}_r\sigma),$$

necessarily.

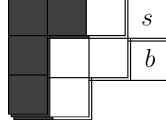
But, we can expand Π and ${}_r\Pi$ by one box in each row, so that the old s is restored. We can instead expand only ${}_r\Pi$ by one box in each row, so that the old b is restored. We may even need to do both of these operations.



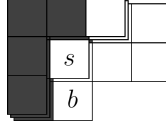
For example, in profile $(1, 1, 0)$, all of the choices $(2, 0)$, $(2, 1)$, $(2, 2)$ as shape σ are potential pivots. But the tight packing as in Theorem 10 will result in $1^{(2,0)}$, $2^{(2,1)}$, $3^{(2,2)}$, where the middle $2^{(2,1)}$ is not a pivot. The boxes for $2^{(2,1)}$ are shown, as well.



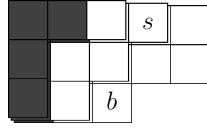
If we expand $2^{(2,1)}$ and $3^{(2,2)}$, we get $1^{(2,0)}$, $5^{(2,1)}$, $6^{(2,2)}$, where the $5^{(2,1)}$ is still not a pivot.



If we expanded $3^{(2,2)}$ only, we'd have $1^{(2,0)}$, $2^{(2,1)}$, $6^{(2,2)}$, where the $2^{(2,1)}$ is still not a pivot.



Instead, if we expand $2^{(2,1)}$ and $3^{(2,2)}$, and then $6^{(2,2)}$ again, we would end up with $1^{(2,0)}$, $5^{(2,1)}$, $9^{(2,2)}$, where $5^{(2,1)}$ is a pivot. In fact, all slices in this lineup are pivots.

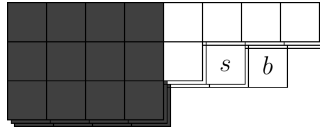


We welcome the reader to verify that the slice $1^{(2,1)}$ by itself is not a pivot in the profile $(0, 2, 0)$, but its once expanded version $4^{(2,1)}$ is.

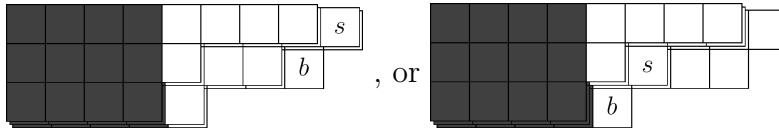
The next example is in profile $(4, 0, 0)$. The potential pivots from smallest to largest will have shapes $\sigma = (4, 1)$, $(4, 2)$, and $(4, 3)$ this time. Per

$$\Delta((0, 0), (4, 1)) = 5, \quad \Delta((4, 1), (4, 2)) = 1, \quad \text{and} \quad \Delta((4, 2), (4, 3)) = 1,$$

the tight configuration in the sense of Theorem 10 will be $5^{(4,1)}$, $6^{(4,2)}$, $7^{(4,3)}$. Here, $6^{(4,2)}$ is not a pivot, but the others are. The boxes s and b are shown for $6^{(4,2)}$.



In either $5^{(4,1)}$, $9^{(4,2)}$, $10^{(4,3)}$ or $5^{(4,1)}$, $6^{(4,2)}$, $10^{(4,3)}$, all slices are pivots.



Let's summarize the observations and examples above as follows. We consider

$$(26) \quad {}_1\Pi > {}_2\Pi > \cdots > {}_n\Pi > {}_{n+1}\Pi = E,$$

where the slices have shapes ${}_1\sigma, {}_2\sigma, \dots, {}_n\sigma, {}_{n+1}\sigma$, in their respective order. ${}_j\sigma_1 \geq 2$ for $j = 1, 2, \dots, n$, but not necessarily $j = n+1$. In other words, ${}_j\Pi$ for $j = 1, 2, \dots, n$ are potential pivots. If the inequality

$$(27) \quad |{}_j\Pi| - |{}_{j+1}\Pi| \geq \Delta({}_{j+1}\sigma, {}_j\sigma) + r$$

is satisfied for all $j = 1, 2, \dots, n$, then ${}_j\Pi$'s for $j = 1, 2, \dots, n$ are pivots. If

$$(28) \quad |{}_j\Pi| - |{}_{j+1}\Pi| = \Delta({}_{j+1}\sigma, {}_j\sigma)$$

for some j , $1 \leq j \leq n$, then ${}_j\Pi$, and if $j < n$ ${}_{j+1}\Pi$, too, must be separately checked to see if they are still pivots.

If (27) is satisfied for all $j = 1, 2, \dots, n$, then the lineup (26) is called a *loose lineup*. In addition, if the equality is attained in (27) for all $j = 1, 2, \dots, n$, then (26) is called a *minimal loose lineup*. In fact, if we fix the shapes ${}_1\sigma, {}_2\sigma, \dots, {}_n\sigma$, then the minimal loose lineup is unique. If (28) holds for some j , $1 \leq j \leq n$, and ${}_j\Pi$'s are still pivot slices for all $j = 1, 2, \dots, n$, then (26) is called a *jammed lineup*. If (28) holds for some j , $1 \leq j \leq n$, and the equality is attained in (27) for the remaining j 's, and ${}_j\Pi$'s are still pivot slices for all $j = 1, 2, \dots, n$, then (26) is called a *minimal jammed lineup*. Even if one fixes the shapes, minimal jammed lineups are not unique. $1^{(2,0)}, 5^{(2,1)}, 9^{(2,2)}$ for profile $(1, 1, 0)$, and $5^{(4,1)}, 9^{(4,2)}, 10^{(4,3)}$, and $5^{(4,1)}, 6^{(4,2)}, 10^{(4,3)}$ for profile $(4, 0, 0)$ are all jammed lineups. In fact, all are minimal jammed lineups. We invite the reader to verify that $4^{(2,0)}, 8^{(2,1)}, 12^{(2,2)}$ in profile $(1, 1, 0)$ is the minimal loose lineup for potential pivot shapes $(2, 0), (2, 1), (2, 2)$ from the smallest to largest slices, and $4^{(2,0)}, 11^{(2,1)}, 15^{(2,2)}$ in profile $(1, 1, 0)$ is a loose lineup which is not minimal.

If (26) is a jammed lineup, let

$$\Lambda = {}_1\Pi + {}_2\Pi + \dots + {}_n\Pi,$$

and set

$$\iota(\Lambda) = \text{the collection of } j\text{'s for which (28) is satisfied.}$$

For instance,

$$\begin{aligned} \iota(5^{(4,1)} + 9^{(4,2)} + 10^{(4,3)}) &= \{1, 3\} \\ \iota(5^{(4,1)} + 6^{(4,2)} + 10^{(4,3)}) &= \{2, 3\} \text{ (profile } (4, 0, 0) \text{)}, \\ \iota(1^{(2,0)} + 5^{(2,1)} + 9^{(2,2)}) &= \{3\} \text{ (profile } (1, 1, 0) \text{)}. \end{aligned}$$

$$\iota(4^{(2,0)} + 8^{(2,1)} + 12^{(2,2)}) = \emptyset$$

because $4^{(2,0)}, 8^{(2,1)}, 12^{(2,2)}$ is not a jammed lineup in profile $(1, 1, 0)$.

For fixed profile c and number of pivot slices n , the collection of loose lineups will be denoted by $\mathcal{LL}_{n,c}$. In the same setting, we let $\mathcal{MLL}_{n,c}$, $\mathcal{JL}_{n,c}$, $\mathcal{MJL}_{n,c}$ denote the set of minimal loose lineups, jammed lineups, and minimal jammed lineups, respectively. We will later show that

$$|\mathcal{MLL}_{n,c}| < \infty, \text{ and } |\mathcal{MJL}_{n,c}| < \infty$$

for any c and n .

Lemma 13. For integer $n \geq 1$ and fixed profile $c = (c_1, \dots, c_r)$,

$$\begin{aligned} \sum_{\Pi >_2 \Pi > \dots > \Pi > E} q^{|_1 \Pi| + |_2 \Pi| + \dots + |_n \Pi|} &= \sum_{\Lambda \in \mathcal{MLL}_{n,c}} \frac{q^{|\Lambda|}}{(q^r; q^r)_n} + \sum_{\Lambda \in \mathcal{MJL}_{n,c}} \frac{q^{|\Lambda|}}{\prod_{\substack{j=1 \\ j \notin \iota(\Lambda)}}^n (1 - q^{jr})} \\ &= \frac{\sum_{\Lambda \in \mathcal{MLL}_{n,c}} q^{|\Lambda|} + \sum_{\Lambda \in \mathcal{MJL}_{n,c}} \left(\prod_{j \in \iota(\Lambda)} (1 - q^{jr}) \right) q^{|\Lambda|}}{(q^r; q^r)_n}, \end{aligned}$$

where the first sum is over all chains of n pivots.

We must emphasize that the first sum in Lemma 13 is over actual, not potential, pivots.

Proof. We will imitate the proof of Theorem 10. For (26) a loose lineup, we can shrink $_j \Pi$'s so that

$$|_j \Pi| - |_{j+1} \Pi| = \Delta(j+1\sigma, j\sigma) + r,$$

and collect the number of removed boxes as a partition into multiples of r , all at most $r \cdot n$. The process is clearly reversible. This gives us a first sums in the second and the third slots. For a jammed lineup, we want to keep

$$|_j \Pi| - |_{j+1} \Pi| = \Delta(j+1\sigma, j\sigma)$$

at all times for the indices j satisfying (28). For any such index j , $_1 \Pi, _2 \Pi, \dots, _j \Pi$ must not be expanded while leaving $_{j+1} \Pi$ as is. In other words, the auxiliary partition accounted for by $\frac{1}{(q^r; q^r)_n}$ must not have any $j \cdot r$'s in it. Likewise, the process is reversible, i.e. given a minimal jammed lineup and a partition into multiples of r 's, all at most $r \cdot n$, having no parts $j \cdot r$ that would “loose the jammed pivots”, we can obtain a jammed lineup by expanding the pivot slices accordingly. This explains the second sums in the second and the third slots. \square

For profile $c = (c_1, \dots, c_r)$ with rank r and level ℓ , there are $\binom{\ell+r-1}{r-1}$ possible shapes. Among these, r of them, in particular $(0, \dots, 0), (1, 0, \dots, 0), (1, 1, 0, \dots, 0), \dots, (1, 1, \dots, 1)$ cannot be pivots, but the remaining $\binom{\ell+r-1}{r-1} - r$ are potential pivots. Thus, there are $\left(\binom{\ell+r-1}{r-1} - r\right)^n$ possibilities for (26) to be a minimal loose lineup. If we try to shrink some or all of the n gaps between the pivots in a minimal loose lineup, we may or may not end up with a jammed lineup. This is because the pivothood of each slice is not guaranteed to be preserved. Thus, we can only talk about an upper bound for the minimal jammed lineups for each n , which is $(2^n - 1) \left(\binom{\ell+r-1}{r-1} - r\right)^n$. We have shown that

$$|\mathcal{MLL}_{n,c}| = \left(\binom{\ell+r-1}{r-1} - r\right)^n, \text{ and } |\mathcal{MJL}_{n,c}| \leq (2^n - 1) \left(\binom{\ell+r-1}{r-1} - r\right)^n,$$

for any c and n .

Theorem 14. For any profile $c = (c_1, \dots, c_r)$, the identity (3) holds with $\tilde{P}_{0,c}(q) = 1$, and

$$\tilde{P}_{n,c}(q) = \sum_d q^{n\Delta(c,d)+nr} \tilde{P}_{n-1,d}(q)$$

for $n \geq 1$, where the sum is over all potential pivot shapes d .

Proof. Combine Theorem 10 and Lemma 13. Any cylindric partition with profile c breaks up into an ordinary partition and a chain of pivot slices. The ordinary partition is generated by $\frac{1}{(zq;q)_\infty}$, and the chain of pivots is found with the help of Lemma 13. \square

The only missing detail in the the proofs above is the placement of z in the factor $\frac{1}{(zq;q)_\infty}$, contributing to the maximum part in the generated cylindric partitions. But this is implicit in the proof of Theorem 3. The slices whose weights are stored in μ are either duplicates of pivot slices, or the non-pivot slices in between. In short, they are additional slices. As such, they contribute one each to the maximum part.

Again, if one fixes the rank and the level, it is convenient to rewrite the recurrence in Theorem 14 in terms of matrices and vectors. For instance, for rank $r = 3$ and level $\ell = 2$, one has

$$\begin{bmatrix} \tilde{P}_{n,(2,0)} \\ \tilde{P}_{n,(2,1)} \\ \tilde{P}_{n,(2,2)} \end{bmatrix} \begin{bmatrix} q^{3n} & q^{4n} & q^{5n} \\ q^{5n} & q^{3n} & q^{4n} \\ q^{7n} & q^{5n} & q^{3n} \end{bmatrix} \begin{bmatrix} \tilde{P}_{n-1,(2,0)} \\ \tilde{P}_{n-1,(2,1)} \\ \tilde{P}_{n-1,(2,2)} \end{bmatrix}, \text{ and } \begin{bmatrix} \tilde{P}_{n,(0,0)} \\ \tilde{P}_{n,(1,0)} \\ \tilde{P}_{n,(1,1)} \end{bmatrix} \begin{bmatrix} q^{5n} & q^{6n} & q^{7n} \\ q^{4n} & q^{5n} & q^{6n} \\ q^{6n} & q^{4n} & q^{5n} \end{bmatrix} \begin{bmatrix} \tilde{P}_{n-1,(2,0)} \\ \tilde{P}_{n-1,(2,1)} \\ \tilde{P}_{n-1,(2,2)} \end{bmatrix}.$$

We also have the following corollary.

Corollary 15. *Let r be the rank, and ℓ be the level of the cylindric partitions that are being considered. $\tilde{P}_{n,c}(q)$ is a polynomial with positive coefficients, and*

$$\tilde{P}_{n,c}(1) = \left(\binom{\ell + r - 1}{r - 1} - r \right)^n.$$

Relabeling as

$$\tilde{Q}_{n,c}(q) = \tilde{P}_{n,c}(q) + \sum_{\Lambda \in \mathcal{MJL}_{n,c}} \left(\prod_{j \in \iota(\Lambda)} (1 - q^{rj}) \right) q^{|\Lambda|},$$

we still have $\tilde{Q}_{n,c}(q)$'s as polynomials, and

$$\tilde{Q}_{n,c}(1) = \left(\binom{\ell + r - 1}{r - 1} - r \right)^n.$$

Although we cannot calculate the $\tilde{Q}_{n,c}(q)$'s directly, we can use the matrix formulation of Theorems 10 and 12 together with a corollary of the q -binomial theorem [27] as follows, for arbitrary but fixed profile c .

$$\begin{aligned} \sum_{n \geq 0} \frac{\tilde{Q}_{n,c}(q) z^n}{(q^r; q^r)_n} &= (zq; q)_\infty \sum_{k \geq 0} \frac{P_{=k,c}(q) z^k}{(q^r; q^r)_k} = \left\{ \sum_{m \geq 0} \frac{(-1)^m q^{\binom{m+1}{2} z^m}}{(q; q)_m} \right\} \left\{ \sum_{k \geq 0} \frac{P_{=k,c}(q) z^k}{(q^r; q^r)_k} \right\} \\ &= \left\{ \sum_{m \geq 0} \frac{z^m}{(q^r; q^r)_m} \left[\prod_{j=1}^m (1 + q^j + q^{2j} + \dots + q^{(r-1)j}) \right] (-1)^m q^{\binom{m+1}{2}} \right\} \left\{ \sum_{k \geq 0} \frac{z^k}{(q^r; q^r)_k} P_{=k,c}(q) \right\} \end{aligned}$$

$$\sum_{n \geq 0} \frac{z^n}{(q^r; q^r)_n} \sum_{k+m=n} \begin{bmatrix} n \\ k \end{bmatrix} \left(\prod_{j=1}^m (1 + q^j + q^{2j} + \cdots + q^{(r-1)j}) \right) (-1)^m q^{\binom{m+1}{2}} P_{=k,c}(q)$$

Therefore,

$$(29) \quad \tilde{Q}_{n,c}(q) = \sum_{k+m=n} \begin{bmatrix} n \\ k \end{bmatrix} \left(\prod_{j=1}^m (1 + q^j + q^{2j} + \cdots + q^{(r-1)j}) \right) (-1)^m q^{\binom{m+1}{2}} P_{=k,c}(q).$$

By construction, all of $P_{n,c}(q)$, $P_{=n,c}(q)$, and $\tilde{P}_{n,c}(q)$'s have positive coefficients. This is not clear for $\tilde{Q}_{n,c}(q)$. Naïve approaches such as fixing the number and the shapes of pivots, then calculating the contribution in the polynomial, do not work. Still, experimentation with the computer suggests the following.

Conjecture 16. *For any $n \in \mathbb{N}$ and any profile c , the polynomials $\tilde{Q}_{n,c}(q)$'s have positive coefficients.*

The conjecture by Corteel, Dousse, and Uncu [16, Conjecture 4.2, part 2] and Warnaar [43, Conjecture 2.7], per the above computations seem to extend to Conjecture 5.

Computer experimentation suggests that the $Q_{n,c}(q)$'s are not polynomials when $\gcd(r, \ell) > 1$, even if $r \mid \binom{\ell+r-1}{r-1}$. They are rational functions with power series expansions having integer coefficients. Those coefficients necessarily include negative ones. Conjecture 5 implies Conjecture 16 for $r \geq 3$ and $\gcd(r, \ell) = 1$, but not vice versa. In fact, the positivity in Conjecture 5 implies conditions much stronger than positivity for $\tilde{Q}_{n,c}(q)$'s, since

$$\tilde{Q}_{n,c}(q) = \left(\prod_{j=1}^n (1 + q^j + q^{2j} + \cdots + q^{(r-1)j}) \right) Q_{n,c}(q).$$

6. SOME COMMENTS AND FUTURE WORK

Theorem 10 seems to be naturally related to the framework of the method of weighted words introduced by Alladi and Gordon [2], developed and extensively used by Dousse [19, 20, 21], and automated by Ablinger and Uncu [1]. In particular, one can easily translate the matrix form of Theorem 10 into a *gap matrix*. Then, one can look for refinements in Borodin's Theorem 2 [14], at least for small ranks and levels.

Theorem 4 for rank $r = 2$ reduces to Corollary 9. It is noted afterwards that although diagonalization is guaranteed regardless, it appears that there are no repeated eigenvalues in this case. This may have a graph-theoretic explanation in conjunction with the corresponding shape transition graphs.

Another open problem is the search for explicit, preferably closed, formulas for $P_{n,c}(q)$'s, and thus for $P_{=n,c}(q)$'s and $\tilde{P}_{n,c}(q)$, based on the matrix characterization of Theorems 10 and 12.

Theorem 4, in the absence of Lambert series, i.e. for $k = 0$ case, suggests the study of asymptotics of $(-\alpha q; q)_\infty$ for fixed and known $\alpha \in \mathbb{C}$. Possible papers to start with are [10, 11, 12, 36].

The functional equation (25) must be equivalent to Corteel and Welsh's functional equation [18, Proposition 3.1].

The interplay between loose lineups and jammed lineups is reminiscent of *jagged partitions* [26].

ACKNOWLEDGEMENTS

The authors thank Walter Bridges for the suggestions of references [10, 11, 12, 36] for the remark about the asymptotics in Section 6.

REFERENCES

1. Jakob Ablinger and Ali K. Uncu, qFunctions – A Mathematica package for q -series and partition theory applications, *Journal of Symbolic Computation*, **107**:145–166, (2021).
<https://doi.org/10.1016/j.jsc.2021.02.003>
2. Krishnaswami Alladi and Basil Gordon, Generalizations of Schur's partition theorem, *Manuscripta Math* **79**:113–126, (1993).
<https://doi.org/10.1007/bf02568332>
3. George E. Andrews, An Analytic Generalization of the Rogers-Ramanujan Identities for Odd Moduli, *Proceedings of the National Academy of Sciences*, **71**(10):4082–4085, (1974).
<https://doi.org/10.1073/pnas.71.10.4082>
4. George E. Andrews, *The theory of partitions*, No. 2. Cambridge university press, 1998.
5. George E. Andrews and Kimmo Eriksson, *Integer partitions*, Cambridge University Press, (2004).
6. George E. Andrews, Anne Schilling and S. Ole Warnaar, An A_2 Bailey lemma and Rogers-Ramanujan-type identities, *J. Amer. Math. Soc.*, **12**:677–702, (1999).
<https://doi.org/10.1090/S0894-0347-99-00297-0>
7. Howard Anton and Chris Rorres, *Elementary linear algebra: applications version*, John Wiley & Sons, (2013).
8. Garrett Birkhoff, *Lattice Theory, revised ed.*, American Mathematical Society Colloquium Publications. Vol. 25., (1948).
9. Bruce C. Berndt, *Number theory in the spirit of Ramanujan* (Vol. 34), American Mathematical Soc., (2006).
10. Robert P. Boyer and William M. Y. Goh, Partition polynomials: asymptotics and zeros. Tapas in experimental mathematics, 99–111. *Contemp. Math.*, **457**, American Mathematical Society, Providence, RI, (2008).
<https://doi.org/10.1090/conm/457/08904>
11. Robert P. Boyer and William M. Y. Goh, Polynomials associated with partitions: asymptotics and zeros. Special functions and orthogonal polynomials, 33–45. *Contemp. Math.*, **471** American Mathematical Society, Providence, RI, (2008).
<https://doi.org/10.1090/conm/471/09204>
12. Walter Bridges, Johann Franke, and Taylor Garnowski, Asymptotics for the twisted eta-product and applications to sign changes in partitions. *Res Math Sci* **9**, 61 (2022).
<https://doi.org/10.1007/s40687-022-00355-x>
13. Walter Bridges and Ali K. Uncu, Weighted cylindric partitions, *J Algebr Comb*, **56**:1309–1337, (2022).
<https://doi.org/10.1007/s10801-022-01156-9>
14. Alexei Borodin., Periodic Schur process and cylindric partitions, *Duke Math. J.*, **140**(3):391–468, 2007.
<https://doi.org/10.1215/S0012-7094-07-14031-6>
15. Sylvie Corteel, Rogers-Ramanujan identities and the Robinson-Schensted-Knuth correspondence, *Proc. Amer. Math. Soc.*, **145**:2011–2022, 2017.
<http://dx.doi.org/10.1090/proc/13373>

16. Sylvie Corteel, Jehanne Dousse and Ali K. Uncu Cylindric partitions and some new Rogers–Ramanujan identities, *Proc. Amer. Math. Soc.*, **150**:481–497, (2022).
<https://doi.org/10.1090/proc/15570>
17. Sylvie Corteel, Cyrille Savelief, Mirjana Vuletić, Plane overpartitions and cylindric partitions, *Journal of Combinatorial Theory, Series A*, **118**(4):1239–1269, 2011.
<https://doi.org/10.1016/j.jcta.2010.12.001>
18. Sylvie Corteel and Trevor Welsh, The A_2 Rogers–Ramanujan Identities Revisited, *Ann. Comb.*, **23**:683–694, (2019).
<https://doi.org/10.1007/s00026-019-00446-7>
19. Jehanne Dousse, Unification, Refinements and Companions of Generalisations of Schur’s Theorem, In: *Andrews, G., Garvan, F. (eds) Analytic Number Theory, Modular Forms and q-Hypergeometric Series. ALLADI60 2016*, Springer Proceedings in Mathematics & Statistics, vol 221. Springer, Cham., (2017).
https://doi.org/10.1007/978-3-319-68376-8_14
20. Jehanne Dousse, Siladić’s theorem: Weighted words, refinement and companion, *Proc. Amer. Math. Soc.*, **145**:1997–2009, (2017).
<https://doi.org/10.1090/proc/13376>
21. Jehanne Dousse, On partition identities of Capparelli and Primc, *Advances in Mathematics*, **370**:107245, (2020)
<https://doi.org/10.1016/j.aim.2020.107245>
22. David S.Dummit and Richard M. Foote, *Abstract algebra*, Vol. 3, Hoboken: Wiley, (2004).
23. Boris Feigin, Omar Foda, and Trevor Welsh, Andrews–Gordon type identities from combinations of Virasoro characters, *Ramanujan J.*, **17**:33–52, (2008).
<https://doi.org/10.1007/s11139-006-9011-7>
24. Sergey V. Fomin, The generalized Robinson-Schensted-Knuth correspondence, *J Math Sci* **41**:979—991, 1988.
<https://doi.org/10.1007/BF01247093>
25. Sergey Fomin, Schur operators and Knuth correspondences, *Journal of Combinatorial Theory, Series A*, **72**(2):277–292, 1995.
[https://doi.org/10.1016/0097-3165\(95\)90065-9](https://doi.org/10.1016/0097-3165(95)90065-9)
26. Jean-François Fortin, Patrick Jacob, and Pierre Mathieu, Jagged Partitions, *The Ramanujan Journal* **10**(2):215–235, 2005.
<https://doi.org/10.1007/s11139-005-4848-8>
27. George Gasper and Mizan Rahman, *Basic hypergeometric series* (Vol.96), Cambridge university press, (2004).
28. Ira M. Gessel and C. Krattenthaler, Cylindric partitions, *Trans. Amer. Math. Soc.*, **349**(2):429–479, 1997.
<http://dx.doi.org/10.1090/S0002-9947-97-01791-1>
29. Frank Harary, and Edgar M. Palmer, *Graphical enumeration*, Elsevier, (2014).
30. Shashank Kanade and Matthew C. Russell, Completing the A_2 Andrews-Schilling-Warnaar identities, arXiv preprint arXiv:2203.05690, (2022).
<https://arxiv.org/pdf/2203.05690>
31. Christian Krattenthaler, Growth diagrams, and increasing and decreasing chains in fillings of Ferrers shapes, *Advances in Applied Mathematics*, **37**(3):404–431, 2006.
<https://doi.org/10.1016/j.aam.2005.12.006>
32. Kağan Kurşungöz and Halime Ömrüüzun Seyrek, Combinatorial Constructions of Generating Functions of Cylindric Partitions with Small Profiles into Unrestricted or Distinct Parts, *The Electronic Journal of Combinatorics*, **30**(2):P2.29, (2023).
<https://doi.org/10.37236/11287>
33. Robin Langer, Enumeration of cylindric plane partitions, *Discrete Mathematics & Theoretical Computer Science*, (Proceedings), 2012.
<https://doi.org/10.46298/dmtcs.3083>
34. Robin Langer, Enumeration of cylindric plane partitions-part II. arXiv preprint arXiv:1209.1807, 2012.
<https://arxiv.org/pdf/1209.1807>

35. Marc A. A. van Leeuwen Spin-Preserving Knuth Correspondences for Ribbon Tableaux, *The Electronic Journal of Combinatorics*, **12**:R10, 2005.
<https://doi.org/10.37236/1907>
36. Daniel Parry, *A Polynomial Version of Meinardus' Theorem*, PhD Thesis, Drexel University, (2014).
<https://doi.org/10.17918/etd-4563>
37. S.Ramanujan, L.J.Rogers, Proof of certain identities in combinatory analysis, *Proc.Cambridge Phil.Soc.*,**19**, 211–216 (1919).
38. Steven Roman, *The umbral calculus*, Springer New York, (2005).
39. Kenneth H. Rosen, *Discrete mathematics and its applications*, The McGraw Hill Companies, (2007).
40. Richard P. Stanley, *Enumerative Combinatorics Volume 1 second edition*, Cambridge studies in advanced mathematics, (2011).
41. Shunsuke Tsuchioka, An example of A_2 Rogers-Ramanujan bipartition identities of level 3, arXiv preprint arXiv:2205.04811, (2022).
<https://arxiv.org/pdf/2205.04811>
42. Ali K. Uncu, Proofs of Modulo 11 and 13 Cylindric Kanade-Russell Conjectures for A_2 Rogers-Ramanujan Type Identities. arXiv preprint arXiv:2301.01359, (2023).
<https://arxiv.org/pdf/2301.01359>
43. S. Ole Warnaar, The A_2 Andrews–Gordon identities and cylindric partitions, *Trans. Amer. Math. Soc. Ser. B*, **10**:715–765, 2023.
<https://doi.org/10.1090/btran/147>

KAĞAN KURŞUNGÖZ, FACULTY OF ENGINEERING AND NATURAL SCIENCES, SABANCI UNIVERSITY, TUZLA, ISTANBUL 34956, TURKEY

Email address: kursungoz@sabanciuniv.edu

HALİME ÖMRÜUZUN SEYREK, FACULTY OF ENGINEERING AND NATURAL SCIENCES, SABANCI UNIVERSITY, TUZLA, ISTANBUL 34956, TURKEY

Email address: halimeomruuzun@alumni.sabanciuniv.edu