

On the Parameterized Complexity of Bend-Minimum Orthogonal Planarity

Walter Didimo¹, Emilio Di Giacomo¹, Giuseppe Liotta¹,
Fabrizio Montecchiani¹, Giacomo Ortali¹^c

Università degli Studi di Perugia, Italy
{name.surname}@unipg.it

Abstract. Computing planar orthogonal drawings with the minimum number of bends is one of the most relevant topics in Graph Drawing. The problem is known to be NP-hard, even when we want to test the existence of a rectilinear planar drawing, i.e., an orthogonal drawing without bends (Garg and Tamassia, 2001). From the parameterized complexity perspective, the problem is fixed-parameter tractable when parameterized by the sum of three parameters: the number of bends, the number of vertices of degree at most two, and the treewidth of the input graph (Di Giacomo et al., 2022). We improve this last result by showing that the problem remains fixed-parameter tractable when parameterized only by the number of vertices of degree at most two plus the number of bends. As a consequence, rectilinear planarity testing lies in FPT parameterized by the number of vertices of degree at most two.

Keywords: Orthogonal drawings, bend-minimization, parameterized complexity

1 Introduction

Orthogonal drawings of planar graphs represent a foundational graph drawing paradigm [4,5,19] and an active field of research [6,8,11,13]. Given a planar 4-graph G , i.e., a planar graph of vertex-degree at most 4, a *planar orthogonal drawing* Γ of G is a planar drawing that maps the vertices of G to distinct points of the plane and each edge of G to a chain of horizontal and vertical segments connecting the two endpoints of the edge. A *bend* of Γ is the meeting point of two consecutive segments along the same edge. Given a graph G and $b \in \mathbb{N}$, the b -ORTHOGONAL PLANARITY problem asks for the existence of an orthogonal drawing of G with at most b bends in total. While every n -vertex planar 4-graph admits an orthogonal drawing with $O(n)$ bends [1], b -ORTHOGONAL PLANARITY is well-known to be NP-complete already when $b = 0$ [16]. In this case, the b -ORTHOGONAL PLANARITY problem is also known in the literature as RECTLINEAR PLANARITY. It is even NP-hard to approximate the minimum number of bends in an orthogonal drawing with an $O(n^{1-\varepsilon})$ error for any $\varepsilon > 0$ [16].

From a parameterized complexity perspective, the hardness of RECTLINEAR PLANARITY rules out the possibility of finding a tractable solution for b -ORTHOGONAL PLANARITY parameterized solely by the number of bends. On the

positive side, a recent result of Di Giacomo et al. [6] shows that b -ORTHOGONAL PLANARITY lies in the XP class when parameterized by the treewidth tw of the input graph. In fact, the result in [6] is based on a fixed-parameter tractable algorithm in the parameter $b+k+\text{tw}$, where k is the number of vertices of degree at most two. A natural question is thus whether a subset of these three parameters suffices to establish tractability, as asked in [6]. We also remark that, in a recent Dagstuhl seminar on parameterized complexity in graph drawing [14, pag. 94], understanding whether RECTLINEAR PLANARITY is in FPT parameterized by only one of k and tw was identified as a prominent challenge.

Contribution. We address the questions posed in [6,14] and prove that b -ORTHOGONAL PLANARITY is fixed-parameter tractable parameterized by $b+k$, hence dropping the dependency on tw . Consequently, RECTLINEAR PLANARITY is in FPT when parameterized by k alone.

From a technical point of view, the algorithm by Di Giacomo et al. [6] exploits treewidth to apply dynamic programming. The main crux of that algorithm lies on two main ingredients. First, a fixed treewidth (and fixed vertex-degree) bounds the number of interesting embeddings in which different faces have vertices in the current bag. Second, a classic result by Tamassia [20] states that the existence of an orthogonal drawing is equivalent to the existence of a combinatorial representation describing the angles at the vertices and the bends along the edges. In this respect, a fixed number of bends and of vertices of degree at most two bounds the possible combinatorial descriptions of a face, and hence makes the definition of small records feasible for the sake of dynamic programming. To avoid the dependency on treewidth, in our work we exploit additional insight into the structure of the problem. First, we adopt SPQ*R-trees to decompose the input graph and to keep track of its possible embeddings. While it was already known how to deal with S- and P-nodes efficiently by exploiting dynamic programming on SPQ*R-trees [5,9], the main obstacle is represented by R-nodes, i.e., the rigid components of the graph. To overcome this obstacle, we first prove that the number of children of an R-node depends on the number of degree-2 vertices plus the number of bends. Then, we carefully combine flow-network based techniques [20] for planar embedded graphs with the notion of orthogonal spirality [5], which measures how much a component of an orthogonal drawing is rolled-up.

The most natural question that remains open is to settle the complexity of b -ORTHOGONAL PLANARITY parameterized by k alone, which we conjecture to be at least W[1]-hard due to the fact that bends and low-degree vertices have interchangeable behaviours in terms of spirality.

2 Preliminaries

We only consider planar 4-graphs, i.e., graphs with vertex-degree at most 4. A *plane graph* is a planar graph with a fixed planar embedding, i.e., prescribed clockwise orderings of the edges around the vertices and a given external face.

Orthogonal Representations. A *planar orthogonal representation* H of a planar graph G describes the shape of a class of orthogonal drawings in terms of left/right bends along the edges and angles at the vertices. A drawing Γ of H (i.e., a planar orthogonal drawing of G that preserves H) can be computed in linear time [20]. If H has no bends, it is a *rectilinear representation*. Since we only deal with planar drawings, we just use the term rectilinear (orthogonal) representation in place of planar rectilinear (orthogonal) representation.

Let G be a plane graph with n vertices. In [20], it is proved that a bend-minimum orthogonal representation of G can be constructed in $O(n^2 \log n)$ time by finding a min-cost flow on a suitable flow-network constructed from the planar embedding of G . The feasible flows on this network correspond to the possible orthogonal representations of the graph, and the total cost of the flow equals the number of bends of the corresponding representation. Fixing the values of the flow along some arcs of the network, one can force desired vertex-angles or left/right bends along the edges in the corresponding orthogonal representation. The time complexity in [20] has been subsequently improved to $O(n^{\frac{7}{4}} \sqrt{\log n})$ [15] time, and later to $O(n^{\frac{3}{2}})$ [3] if there is no constraints on the orthogonal representation and one can use a flow-network whose arcs all have infinite capacities.

Let H' be an orthogonal representation of a (not necessarily connected) subgraph G' of G . An orthogonal representation H of G is H' -constrained if its restriction to G' equals H' . By the considerations above, the following holds.

Lemma 1. *Let G be an n -vertex plane 4-graph and let H' be an orthogonal representation of a subgraph G' of G . There exists an $O(n^{\frac{7}{4}} \sqrt{\log n})$ -time algorithm that computes an H' -constrained orthogonal representation of G with the minimum number of bends, if it exists, or that rejects the instance otherwise.*

SPQR-trees. Let G be a biconnected planar graph. The *SPQR-tree* T of G , introduced in [4], represents the decomposition of G into its triconnected components [18]. Each triconnected component corresponds to a non-leaf node ν of T ; the triconnected component itself is called the *skeleton* of ν and is denoted as $\text{skel}(\nu)$. Node ν can be: (i) an *R-node*, if $\text{skel}(\nu)$ is a triconnected graph; (ii) an *S-node*, if $\text{skel}(\nu)$ is a simple cycle of length at least three; (iii) a *P-node*, if $\text{skel}(\nu)$ is a bundle of at least three parallel edges. A degree-1 node of T is a *Q-node* and represents a single edge of G . A *real edge* (resp. *virtual edge*) in $\text{skel}(\nu)$ corresponds to a Q-node (resp., to an S-, P-, or R-node) adjacent to ν in T . Neither two S- nor two P-nodes are adjacent in T . The SPQR-tree of a biconnected graph can be computed in linear time [4,17].

Let e be a designated edge of G , called the *reference edge* of G , let ρ be the Q-node of T corresponding to e , and let T be rooted at ρ . For any P-, S-, or R-node ν of T , $\text{skel}(\nu)$ has a virtual edge, called *reference edge* of $\text{skel}(\nu)$ and of ν , associated with a virtual edge in the skeleton of its parent. The reference edge of the root child of T is the edge corresponding to ρ . The rooted tree T describes all planar embeddings of G with its reference edge on the external face; they are obtained by combining the different planar embeddings of the skeletons of P- and R-nodes with their reference edges on the external face. Namely, for a P- or

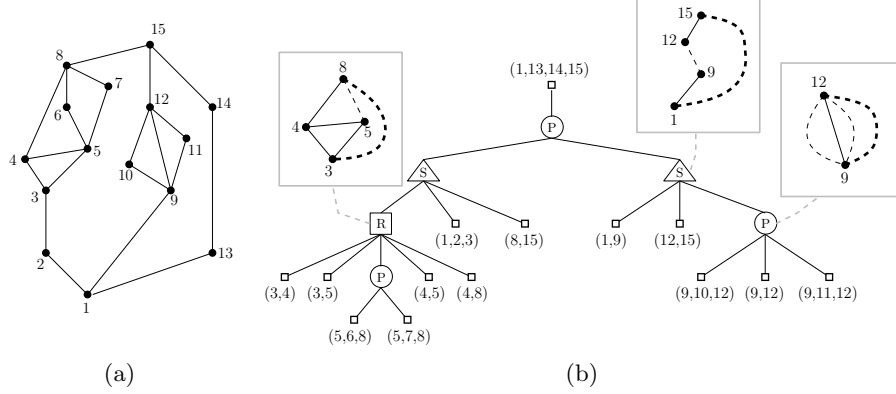


Fig. 1. (a) A biconnected planar graph G . (b) The SPQ*R-tree of G rooted at the Q*-node of the chain $(1,13,14,15)$. The skeletons of three nodes are shown; the virtual edges are dashed and the reference edge is thicker.

R-node ν , denote by $\text{skel}^-(\nu)$ the skeleton of ν without its reference edge. If ν is a P-node, the embeddings of $\text{skel}(\nu)$ are the different permutations of the edges of $\text{skel}^-(\nu)$; If ν is an R-node, $\text{skel}(\nu)$ has two possible embeddings, obtained by flipping $\text{skel}^-(\nu)$ at its poles. For every node $\nu \neq \rho$, the *pertinent graph* G_ν of ν is the subgraph of G whose edges correspond to the Q-nodes in the subtree of T rooted at ν . We also say that G_ν is a *component* of G . The pertinent graph G_ρ of the root ρ coincides with the reference edge of G . If H is an orthogonal representation of G , its restriction H_ν to G_ν is an *orthogonal component* of H .

3 The Biconnected Case

In this section we assume that G is a biconnected graph with k degree-2 vertices. Similar to previous works [5,8,9,10,12], our approach exploits a variant of SPQR-tree, called *SPQ*R-tree*, and the notion of *spirality* for orthogonal components. We recall below these two concepts; see Figure 1 for an illustration.

SPQ*R-trees. Assume that G is not a simple cycle (otherwise computing a bend-minimum orthogonal representation of G is trivial). In an SPQ*R-tree of G we do not distinguish between Q-nodes and series of edges, and represent both of them with a type of node called *Q*-node*. More precisely, each degree-1 node of T is a Q*-node that corresponds to a maximal chain of edges of G (possibly a single edge) starting and ending at vertices of degree larger than two and passing through a sequence of degree-2 vertices only (possibly none). If ν is an S-, a P-, or an R-node, and if μ is a Q*-node child of ν , the edge of $\text{skel}(\nu)$ corresponding to μ is virtual if μ corresponds to a chain of at least two edges, else it is a real edge. If T is rooted at a certain Q*-node ρ , the chain corresponding to ρ is the *reference chain* of G . The definitions of pertinent graphs (or components) for the

nodes of a rooted SPQ*R-tree extend naturally from those of a rooted SPQR-tree. In particular G_ρ is the pertinent graph of ρ , i.e., the reference chain of G . Moreover, as in [2,5,7,8,9,10,12], we assume to work with a *normalized* SPQ*R-tree, in which every S-node has exactly two children. Note that every SPQ*R-tree can be easily transformed into a normalized SPQ*R-tree by recursively splitting an S-node with more than two children into multiple S-nodes with two children. Observe that in this case an S-node may have an S-node as a child. If G has n vertices, a normalized SPQ*R-tree of G still has $O(n)$ nodes and can be easily computed in $O(n)$ time from an SPQ*R-tree of G .

Orthogonal Spirality. Let H be an orthogonal representation of G . If P^{uv} is a path from a vertex u to a vertex v in H , the *turn number* of P^{uv} , denoted by $n(P^{uv})$, is the number of right turns minus the number of left turns along P^{uv} , while moving from u to v . Note that a turn can occur at either a bend or a vertex. Let T be a rooted normalized SPQ*R-tree of G and let ν be a node of T . Let H_ν be the restriction of H to G_ν , and denote by $\{u, v\}$ the poles of ν , conventionally ordered according to an *st*-numbering of G , where s and t are the poles of the root of T . For each $w \in \{u, v\}$, let $\text{indeg}_\nu(w)$ and $\text{outdeg}_\nu(w)$ be the degree of w inside and outside H_ν , respectively. Define two, possibly coincident, *alias vertices* of w , denoted by w' and w'' , as follows: (i) if $\text{indeg}_\nu(w) = 1$, then $w' = w'' = w$; (ii) if $\text{indeg}_\nu(w) = \text{outdeg}_\nu(w) = 2$, then w' and w'' are dummy vertices, each splitting one of the two distinct edge segments incident to w outside H_ν ; (iii) if $\text{indeg}_\nu(w) > 1$ and $\text{outdeg}_\nu(w) = 1$, then $w' = w''$ is a dummy vertex that splits the edge segment incident to w outside H_ν .

Let A^w be the set of distinct alias vertices of a pole w . Let P^{uv} be any simple path from u to v in H_ν , and let u' and v' be alias vertices of u and v , respectively. The path $S^{u'v'}$ obtained by concatenating (u', u) , P^{uv} , and (v, v') is a *spine* of H_ν . The *spirality* $\sigma(H_\nu)$ of H_ν , introduced in [5], is either an integer or a semi-integer number, defined based on the following cases: (i) if $A^u = \{u'\}$ and $A^v = \{v'\}$ then $\sigma(H_\nu) = n(S^{u'v'})$; (ii) if $A^u = \{u'\}$ and $A^v = \{v', v''\}$ then $\sigma(H_\nu) = \frac{1}{2}(n(S^{u'v'}) + n(S^{u'v''}))$; (iii) if $A^u = \{u', u''\}$ and $A^v = \{v'\}$ then $\sigma(H_\nu) = \frac{1}{2}(n(S^{u'v'}) + n(S^{u''v'}))$; (iv) if $A^u = \{u', u''\}$ and $A^v = \{v', v''\}$, assume w.l.o.g. that (u, u') is the edge before (u, u'') counterclockwise around u and that (v, v') is the edge before (v, v'') clockwise around v ; then $\sigma(H_\nu) = \frac{1}{2}(n(S^{u'v'}) + n(S^{u''v''}))$.

Figure 2 shows the graph G of Figure 1(a), two P-components G_{μ_1} and G_{μ_2} highlighted, and an orthogonal representation H of G . The orthogonal components H_{μ_1} and H_{μ_2} in H have respectively spiralities $\sigma_{\mu_1} = -1$, see Case (iv), and $\sigma_{\mu_2} = 0$, see Case (i). Figure 3(a) shows an orthogonal S-component with spirality $\frac{3}{2}$, see Case (ii).

Note that, the spirality of H_ν does not vary if we choose a different path P^{uv} . Also, it is proved in [5] that a component H_ν of H can always be substituted by any other representation H'_ν of G_ν with the same spirality, getting a new valid orthogonal representation with the same set of bends on the edges of H that are not in H_ν (see [5] and also Theorem 1 in [9]). For brevity, in the remainder of the paper we often denote by σ_ν the spirality of a component H_ν .

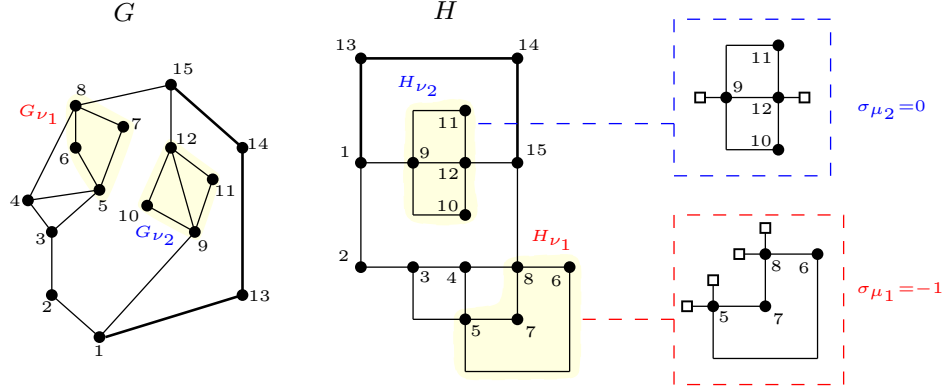


Fig. 2. Illustration of the concept of spirality.

Testing algorithm. Let T be a rooted normalized SPQ*R-tree of the input graph G , and let b be a non-negative integer. An orthogonal representation of G (resp. of a component G_ν of G) with at most b bends is a b -orthogonal representation of G (resp. of G_ν). Theorem 1 will prove that testing if G admits a b -orthogonal representation is FPT parametrized by $k + b$. We start with a key property.

Lemma 2. *Let ν be a node of T and H be a b -orthogonal representation of G . The spirality σ_ν of the restriction H_ν of H to G_ν belongs to $[-k - b - 2, k + b + 2]$.*

Proof. We consider the case $\sigma_\nu > 0$ and prove that $\sigma_\nu \leq k + b + 2$. When σ_ν is negative, the proof that $-k - b - 2 \leq \sigma_\nu$ is symmetric. If $0 \leq \sigma_\nu \leq 2$, the lemma is trivially true. Assume now that $\sigma_\nu > 2$. Denote by u, v the two poles of ν . The boundary of H_ν can be split into two paths from u to v , which we call the left path P^l and the right path P^r of H_ν . Namely, P^l (resp. P^r) is the path from u to v while walking clockwise (resp. counterclockwise) on the external boundary of H_ν . Note that, these paths may share some edges. By the definition of spirality, we have that $\sigma_\nu \leq n(P^l) + 2$, where $n(P^l)$ is the turn number of P^l . Since we are assuming $\sigma_\nu > 2$, this implies $n(P^l) > 0$. Also, each right turn of P^l is a 270° angle in the external face of H_ν , hence it is either a degree-2 vertex or a bend. Hence, $n(P^l) \leq k + b$ and, consequently, $\sigma_\nu \leq k + b + 2$. See for example Fig. 3(a), which depicts an orthogonal representation H_ν of G_ν with spirality $\sigma_\nu = \frac{3}{2}$ and $n(P^l) = 3$. Path P^l has one degree-2 vertex and three bends.

Spirality sets. For each node ν of T , we define a function X_ν that maps each target spirality value σ_ν for a representation of G_ν to a pair (b_ν, H_ν) such that b_ν is the minimum number of bends over all orthogonal representations of G_ν with spirality σ_ν , and H_ν is a b_ν -orthogonal representation of G_ν with spirality σ_ν . We say that b_ν is the *cost* of σ_ν for ν and that H_ν is the *representative* for ν given σ_ν . If the minimum number of bends of an orthogonal representation of G_ν having spirality σ_ν is higher than a target maximum number of bends b , we

write $X_\nu(\sigma_\nu) = (\infty, \emptyset)$. The set $\Sigma_\nu = \{(\sigma_\nu, X_\nu(\sigma_\nu)) \mid X_\nu(\sigma_\nu) \neq (\infty, \emptyset)\}$ is called the *spirality set* of ν .

If for some node ν the spirality set Σ_ν is empty, the instance can be safely rejected. Also, by Lemma 2, for each node ν of T , we can assume $|\sigma_\nu| \leq k + b + 2$. Hence, we have $|\Sigma_\nu| = O(k + b)$. In [5] it is shown that Σ_ν can be computed in time: (i) $O(|\Sigma_\nu|)$ if ν is a Q^* -node; (ii) $O(|\Sigma_\nu|)$ if ν is a P-node and $O(|\Sigma_\nu|^2)$ if ν is an S-node, and if we know the spirality sets of the children of ν . For each pair $(\sigma_\nu, X_\nu(\sigma_\nu))$ in Σ_ν , the representative H_ν for ν is encoded in constant time by suitably linking the representatives for the children of ν and adding a constant-size information that specifies the values of the angles at the poles of ν . By Lemma 2 we can restate the results in [5] as follows.

Lemma 3. *If ν is a Q^* -node of T then Σ_ν can be computed in $O(k + b)$ time.*

Lemma 4. *Let ν be a P-node of T with children μ_1, \dots, μ_h ($h \in \{2, 3\}$). Given Σ_{μ_i} for each $i \in \{1, \dots, h\}$, there is an $O(k + b)$ -time algorithm that computes Σ_ν .*

Lemma 5. *Let ν be an S-node of T with children μ_1 and μ_2 . Given Σ_{μ_1} and Σ_{μ_2} , there is an $O((k + b)^2)$ -time algorithm that computes Σ_ν .*

Let ρ be the root of T and let H be an orthogonal representation of G where G_ρ (i.e., the reference chain) is on the external face. Without loss of generality, we assume that G_ρ is to the right of H , i.e., for each simple cycle containing the end-vertices u and v of G_ρ , visiting this cycle clockwise we encounter u , v , and G_ρ in this order. In any orthogonal representation H of G , the number of right turns minus the number of left turns encountered traversing clockwise any cycle of G in H equals four [4]. Hence, the following lemma immediately holds.

Lemma 6. *Let H be an orthogonal representation of G , let T be the SPQ^* -tree rooted at ρ , and let ν be the root child of T . Denoted by $n(H_\rho^{uv})$ the turn number of the chain G_ρ in H , moving from u to v , we have $\sigma(H_\nu) - n(H_\rho^{uv}) = 4$.*

Fig. 3(b) illustrates Lemma 6, where $n(H_\rho^{uv}) = -5$ and $\sigma(H_\nu) = -1$. The next lemma gives the time complexity needed to compute Σ_ν when ν is an R-node.

Lemma 7. *Let ν be an R-node of T and let μ_1, \dots, μ_d be its children that are not Q^* -nodes. Given Σ_{μ_i} for each $i \in \{1, \dots, d\}$, there exists an algorithm that computes Σ_ν in $O(2^{p \cdot \log p}) \cdot n^{O(1)}$ time, with $p = k + b$.*

Proof (Sketch). We prove the lemma in the case where G_ν has two alias vertices. The other cases can be proved with similar arguments, see the appendix. For every target value of spirality $\sigma_\nu \in [-k - b - 2, k + b + 2]$, we compute $X_\nu(\sigma_\nu)$ as follows. For each of the two possible embeddings of $\text{skel}(\nu)$, consider the component G_ν enhanced with a dummy edge e , connecting the poles u and v of ν , in such a way that e is on the external face of G_ν and to the right of G_ν . Let G' be the resulting graph. A *valid tuple* is a tuple $(\sigma_1, \dots, \sigma_d)$ such that $\sum_{i=1}^d b_i \leq b$, where $X_{\mu_i}(\sigma_i) = (b_i, H_i)$ for every $i \in \{1, \dots, d\}$. For each valid tuple, we perform the following procedure. Let H_e be an orthogonal representation of e

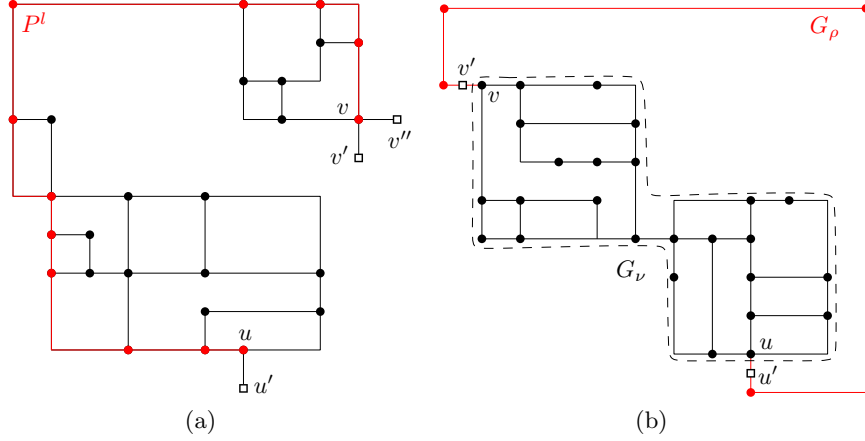


Fig. 3. (a) Illustration for the proof of Lemma 2. (b) Illustration for Lemma 6.

such that $n(H_e^{uv}) = \sigma_\nu - 4$, where H_e^{uv} is the turn number of H_e going from u to v . This means that H_e^{uv} has $\sigma_\nu - 4$ bends, each turning to the left if $\sigma_\nu - 4 < 0$, or each turning to the right if $\sigma_\nu - 4 > 0$. Also, let $J = e \cup G_{\mu_1} \cup \dots \cup G_{\mu_d}$ and let H_J be an orthogonal representation of the graph J such that: (i) the restriction of H_J to G_{μ_i} coincides with H_{μ_i} for each $i \in \{1, \dots, d\}$; and (ii) the restriction of H_J to e coincides with H_e . We compute an H_J -constrained orthogonal representation H' of G' with the minimum number of bends in polynomial time by Lemma 1, if it exists. Consider an SPQ*-R-tree T' of G' rooted at the Q*-component ξ representing e . Note that ν is the root child of T' . Hence, by Lemma 6, if H' exists then its restriction H_ν to G_ν has spirality σ_ν . By Lemma 1, H_ν is a bend-minimum orthogonal representation of G_ν having spirality σ_ν and the spirality of the restriction of H_ν to G_{μ_i} is σ_i , for each $i \in \{1, \dots, d\}$. Denote by b_ν the number of bends of H_ν . If $b_\nu > b$ for each of the two planar embeddings of $\text{skel}(\nu)$, then $X_\nu(\sigma_\nu) = (\infty, \emptyset)$ and we do not insert $(\sigma_\nu, X_\nu(\sigma_\nu))$ in the spirality set Σ_ν . Else, for the two embeddings of $\text{skel}(\nu)$ we retain the representation H_ν of minimum cost b_ν , set $X_\nu(\sigma_\nu) = (b_\nu, H_\nu)$, and insert $(\sigma_\nu, X_\nu(\sigma_\nu))$ in Σ_ν .

Correctness. The correctness of the procedure above follows by these facts: (i) to construct a bend-minimum representation H_ν with spirality σ_ν , we consider all possible combinations of values of spiralities for $G_{\mu_1}, \dots, G_{\mu_d}$; (ii) thanks to the interchangeability of orthogonal components with the same spirality, for each such combination we aim to construct H_ν so that it contains a minimum-bend representation of each G_{μ_i} with its target value of spirality; (iii) if $b_\nu \leq b$, the spirality determined by H_ν for each child μ of ν that corresponds to a Q*-component is surely in the spirality set of μ ; (iv) By Lemma 2 it suffices to test the existence of an H_ν for each target value of spirality $\sigma_\nu \in [-k - b - 2, k + b + 2]$.

Time-complexity. By Lemma 1, for each tuple the time required for the computation is $O(n^{\frac{7}{4}} \sqrt{\log n})$. By Lemma 2, we consider $O(d^{k+b})$ spirality values.

Moreover, we can assume that $d \leq k + b$, otherwise the instance can be rejected. More precisely, since G_{μ_i} ($i \in \{1, \dots, d\}$) contains at least one cycle, any orthogonal representation of G_{μ_i} requires four 270° (i.e., reflex) angles on the external face, and at most two of these angles can occur at the poles of G_{μ_i} . Since each reflex angle that does not occur at a pole of G_{μ_i} requires either a degree-2 vertex or a bend, we necessarily have $d \leq k + b$ if H_ν exists. Hence, there are $O(d^{k+b}) = O((k+b)^{k+b}) = O(2^{(k+b) \cdot \log(k+b)})$ valid tuples.

We can now prove the main result of this section.

Theorem 1. *Let G be a biconnected graph with k degree-2 vertices, let b be an integer, and let $p = k + b$. There exists an $O(2^{p \cdot \log p}) \cdot n^{O(1)}$ -time algorithm that tests whether G admits a b -orthogonal representation, and that computes one with the minimum number of bends in the positive case.*

Proof. If G is a simple cycle the test is trivial. Otherwise, let T be the SPQ*R-tree of G . For each Q*-node ρ of T , root T at ρ . Recall that this rooted tree describes all planar embeddings of G with the reference chain G_ρ on the external face. We perform a post-order visit of T . We first compute Σ_ν for each leaf ν of T , that is, for each Q*-node distinct from ρ . We can do this in $O(n(k+b))$ time by Lemma 3. During this visit of T , for every internal non-root node ν of T the algorithm computes Σ_ν by using the spirality sets of the children of ν , exploiting Lemmas 4, 5 and 7, depending on whether ν is a P-, an S-, or an R-node, respectively. If the spirality set Σ_ν of ν is empty, then G does not have a b -orthogonal representation with the given reference edge G_ρ on the external face. In this case the algorithm stops visiting T rooted at ρ , and starts visiting T rooted at another Q*-node. Suppose that the algorithm reaches the root child ν of T , computes the spirality set Σ_ν , and this spirality set is not empty. Denote by u and v the poles of ν . Then, the algorithm considers each pair $(\sigma_\nu, X_\nu(\sigma_\nu)) = (b_\nu, H_\nu)$ in the spirality set of ν . Lemma 6 implies that G admits an orthogonal representation H with G_ρ on the external face whose restriction to G_ν in H has spirality σ_ν if and only if the restriction to G_ρ in H has an orthogonal representation H_ρ such that $n(H_\rho^{uv}) = \sigma_\nu - 4$. Let n_ρ be the number of vertices of G_ρ different from u and v . Since G_ρ is a chain of edges, we have that such H_ρ has $b_\rho = 0$ bends if $n_\rho \geq |\sigma_\nu - 4|$; otherwise it has $b_\rho = |\sigma_\nu - 4| - n_\rho$ bends and we just check if $b_\nu + b_\rho \leq b$. By the reasoning above, G admits a b -orthogonal representation H if and only if such a test is positive for some σ_ν . Also, if this is true, we can construct H by attaching H_ν to H_ρ , and since for each node ν we have used the representation H_ν with minimum number of bends among those with the same spirality, H has the minimum number of bends over all b -orthogonal representations of G .

By Lemmas 4, 5 and 7 for each node we spend $O(2^{p \cdot \log p}) \cdot n^{O(1)}$ time, and the condition of Lemma 6 at the root level can be tested in $O(n)$ time. Since T has $O(n)$ nodes and G has $O(n)$ rooted SPQ*R-trees, the statement follows.

4 The General Case

We assume first that G is connected but not biconnected; we then consider non-connected graphs in the proof of Theorem 2, the proof of which is in the appendix. A biconnected component of G is also called a *block*. There are two main difficulties in extending the result of Theorem 1 when G is not biconnected. In terms of drawability, some angle constraints may be required at the cutvertices of the input graph G . Namely, one cannot simply test the representability of each single block independently, as it might be impossible to merge the orthogonal representations of the different blocks into an orthogonal representation of G without additional angle constraints at the cutvertices. In terms of vertex-degree, G might also have degree-1 vertices and, more importantly, a vertex of degree three or four in G can be a degree-2 vertex in a block; hence, the sum of the degree-2 vertices in all blocks can be larger than the number of degree-2 vertices in G . To manage angle constraints at the cutvertices, we adopt a variant of a strategy used in a previous work on series-parallel graphs [8], and extend it to also consider rigid components. About the number of degree-2 vertices, similarly to [6], we extend the parameter k to include both vertices of degree one and two, and we observe that each block of G must have $O(k + b)$ degree-2 vertices if G admits a b -orthogonal representation.

Block-cutvertex tree. Let G be a connected graph having k vertices of degree at most two, and let b be a non-negative integer. To deal with the possible planar embeddings of G , we use the *BC-tree* (*block-cutvertex tree*) of G , and combine it with the SPQ*R-trees of its blocks. The BC-tree \mathcal{T} of G describes the decomposition of G in terms of its blocks and cutvertices; refer to Figure 4. Each node of \mathcal{T} represents either a block or a cutvertex of G . A *block-node* (resp. a *cutvertex-node*) of \mathcal{T} represents a block (resp. a cutvertex) of G . There is an edge between two nodes of \mathcal{T} if one of them represents a cutvertex and the other represents a block that contains the cutvertex. If B_1, \dots, B_q are the blocks of G ($q \geq 2$), we denote by $\beta(B_i)$ the block-node of \mathcal{T} corresponding to B_i ($1 \leq i \leq q$) and by \mathcal{T}_{B_i} the tree \mathcal{T} rooted at $\beta(B_i)$. For a cutvertex c of G , we denote by $\chi(c)$ the node of \mathcal{T} that corresponds to c . Each \mathcal{T}_{B_i} describes a class of planar embeddings of G such that, for each non-root node $\beta(B_j)$ ($1 \leq j \leq q$) with parent node $\chi(c)$ and grandparent node $\beta(B_k)$, the cutvertex c and B_k lie on the external face of B_j . An *orthogonal representation of G with respect to \mathcal{T}_{B_i}* is an orthogonal representation whose planar embedding belongs to the class described by \mathcal{T}_{B_i} . Therefore, to test whether G admits a b -orthogonal representation we have to test if G admits a b -orthogonal representation with respect to \mathcal{T}_{B_i} for some $i \in \{1, \dots, q\}$.

Testing algorithm. For any fixed $i \in \{1, \dots, q\}$, testing whether G has a b -orthogonal representation with respect to \mathcal{T}_{B_i} , requires to compute a bend-minimum representation for each block B_j subject to angle constraints at the cutvertices of B_j , so that we can merge the representation of B_j with those of its adjacent blocks. For example, consider the orthogonal representation H in Figure 4(a), whose embedding is in the class described by the rooted BC-tree

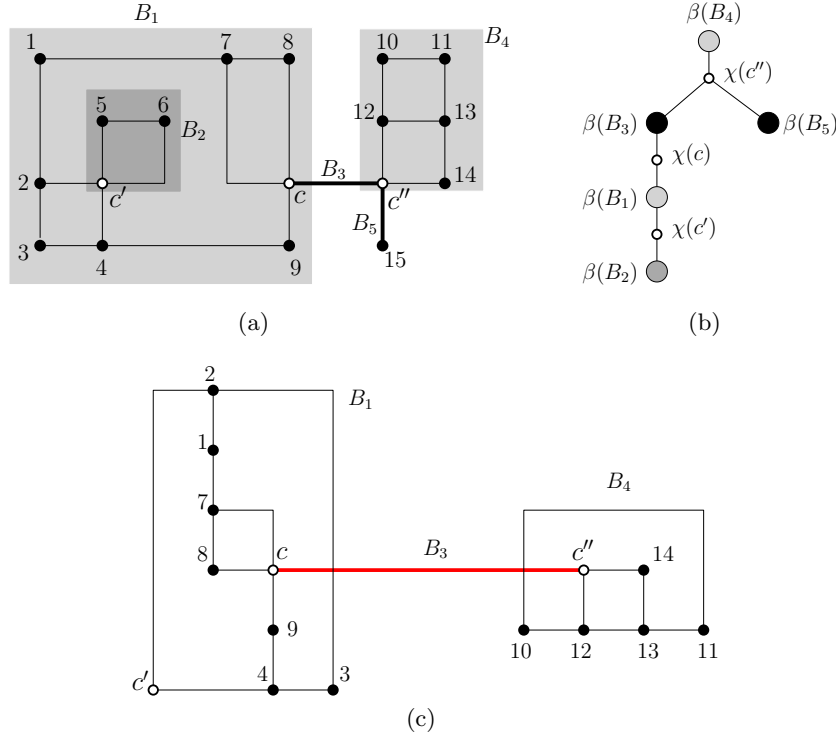


Fig. 4. (a) An orthogonal representation H of a 1-connected graph and its blocks. (b) The BC-tree \mathcal{T}_{B_4} ; the embedding of H is in the class described by \mathcal{T}_{B_4} . (c) Orthogonal representations of B_1 and B_4 that cannot be glued planarly.

\mathcal{T}_{B_4} of Figure 4(b). H has blocks B_1, \dots, B_5 (where B_3 and B_5 are trivial blocks) and cutvertices c , c' , and c'' . Note that the representation of B_1 must have c on its external face with a flat angle, so to accommodate the representation of B_3 . Also, c' must have a reflex angle in the representation of B_1 , so to accommodate the representation of B_2 . Conversely, the two orthogonal representations in Figure 4(c) have embeddings that do not adhere to any rooted version of \mathcal{T} , and they cannot be merged, because neither c nor c'' lie on the external face of their components. A detailed description of all types of angle constraints that may be needed at the cutvertices of a block is given in the appendix.

A *b-constrained orthogonal representation of B_j* is a representation H_{B_j} with at most b bends and that fulfills the required angle constraints at the cutvertices of G that belong to B_j . We prove the following (see appendix for details).

Lemma 8. *Let G be a graph with k vertices of degree at most two and let b be a non-negative integer. Let B_1, \dots, B_q be the blocks of G , let \mathcal{T}_{B_i} be the BC-tree of G rooted at $\beta(B_i)$ (for some $i \in \{1, \dots, q\}$), and let B_j be any block of G*

(possibly $i = j$). There exists an $O(2^{p \cdot \log p}) \cdot n^{O(1)}$ -time algorithm, with $p = k + b$, that tests whether B_j admits a b -constrained orthogonal representation, and that computes one with minimum number of bends in the positive case.

Proof (Sketch). We first show that the number of degree-2 vertices of B_j is at most $2k + b$ if G admits a b -orthogonal representation with respect to \mathcal{T}_{B_i} . Then we show how to apply the algorithm of Theorem 1 on the rooted SPQ*R-trees of B_j , handling the constraints at the cutvertices.

For all possible rooted BC-trees \mathcal{T}_{B_i} , the testing algorithm checks if G has a b -orthogonal representation with respect to \mathcal{T}_{B_i} : it uses Lemma 8 on every block B_j and finally checks that the sum of the bends is at most b (see appendix).

Theorem 2. *Let G be a graph with k vertices of degree at most 2, let b be an integer, and let $p = k + b$. There exists an $O(2^{p \cdot \log p}) \cdot n^{O(1)}$ -time algorithm that tests whether G admits a b -orthogonal representation, and that computes one with the minimum number of bends in the positive case.*

Corollary 1. *Let G be a graph with k vertices of degree at most two. There exists an $O(2^{k \cdot \log k}) \cdot n^{O(1)}$ -time algorithm that tests whether G admits a rectilinear representation, and that computes one in the positive case.*

References

1. Biedl, T.C., Kant, G.: A better heuristic for orthogonal graph drawings. *Comput. Geom.* **9**(3), 159–180 (1998), [https://doi.org/10.1016/S0925-7721\(97\)00026-6](https://doi.org/10.1016/S0925-7721(97)00026-6)
2. Chaplick, S., Di Giacomo, E., Frati, F., Ganian, R., Raftopoulou, C.N., Simonov, K.: Parameterized algorithms for upward planarity. In: Goao, X., Kerber, M. (eds.) 38th International Symposium on Computational Geometry, SoCG 2022, June 7-10, 2022, Berlin, Germany. LIPIcs, vol. 224, pp. 26:1–26:16. Schloss Dagstuhl - Leibniz-Zentrum für Informatik (2022). <https://doi.org/10.4230/LIPIcs.SocG.2022.26>
3. Cornelsen, S., Karrenbauer, A.: Accelerated bend minimization. *J. Graph Algorithms Appl.* **16**(3), 635–650 (2012), <https://doi.org/10.7155/jgaa.00265>
4. Di Battista, G., Eades, P., Tamassia, R., Tollis, I.G.: *Graph Drawing: Algorithms for the Visualization of Graphs*. Prentice-Hall (1999)
5. Di Battista, G., Liotta, G., Vargiu, F.: Spirality and optimal orthogonal drawings. *SIAM J. Comput.* **27**(6), 1764–1811 (1998)
6. Di Giacomo, E., Liotta, G., Montecchiani, F.: Orthogonal planarity testing of bounded treewidth graphs. *J. Comput. Syst. Sci.* **125**, 129–148 (2022)
7. Didimo, W., Giordano, F., Liotta, G.: Upward spirality and upward planarity testing. *SIAM J. Discret. Math.* **23**(4), 1842–1899 (2009)
8. Didimo, W., Kaufmann, M., Liotta, G., Ortali, G.: Rectilinear planarity of partial 2-trees. In: Angelini, P., von Hanxleden, R. (eds.) *Graph Drawing and Network Visualization - 30th International Symposium, GD 2022*. LNCS, vol. 13764, pp. 157–172. Springer (2022). https://doi.org/10.1007/978-3-031-22203-0_12
9. Didimo, W., Kaufmann, M., Liotta, G., Ortali, G.: Computing bend-minimum orthogonal drawings of plane series-parallel graphs in linear time. *Algorithmica* (2023). <https://doi.org/10.1007/s00453-023-01110-6>

10. Didimo, W., Liotta, G.: Computing orthogonal drawings in a variable embedding setting. In: Chwa, K., Ibarra, O.H. (eds.) Algorithms and Computation, 9th International Symposium, ISAAC '98, Taejeon, Korea, December 14–16, 1998, Proceedings. Lecture Notes in Computer Science, vol. 1533, pp. 79–88. Springer (1998). https://doi.org/10.1007/3-540-49381-6_10, https://doi.org/10.1007/3-540-49381-6_10
11. Didimo, W., Liotta, G., Ortali, G., Patrignani, M.: Optimal orthogonal drawings of planar 3-graphs in linear time. In: Chawla, S. (ed.) SODA 2020. pp. 806–825. SIAM (2020), <https://doi.org/10.1137/1.9781611975994.49>
12. Didimo, W., Liotta, G., Patrignani, M.: HV-planarity: Algorithms and complexity. *J. Comput. Syst. Sci.* **99**, 72–90 (2019). <https://doi.org/10.1016/j.jcss.2018.08.003>, <https://doi.org/10.1016/j.jcss.2018.08.003>
13. Frati, F.: Planar rectilinear drawings of outerplanar graphs in linear time. *Comput. Geom.* **103**, 101854 (2022)
14. Ganian, R., Montecchiani, F., Nöllenburg, M., Zehavi, M.: Parameterized complexity in graph drawing (Dagstuhl Seminar 21293). *Dagstuhl Reports* **11**(6), 82–123 (2021). <https://doi.org/10.4230/DagRep.11.6.82>
15. Garg, A., Tamassia, R.: A new minimum cost flow algorithm with applications to graph drawing. In: North, S.C. (ed.) Graph Drawing, Symposium on Graph Drawing, GD '96, Berkeley, California, USA, September 18–20, Proceedings. Lecture Notes in Computer Science, vol. 1190, pp. 201–216. Springer (1996). https://doi.org/10.1007/3-540-62495-3_49
16. Garg, A., Tamassia, R.: On the computational complexity of upward and rectilinear planarity testing. *SIAM J. Comput.* **31**(2), 601–625 (2001), <https://doi.org/10.1137/S0097539794277123>
17. Gutwenger, C., Mutzel, P.: A linear time implementation of SPQR-trees. In: Graph Drawing, 8th International Symposium, GD 2000, Colonial Williamsburg, VA, USA, September 20–23, 2000, Proceedings. Lecture Notes in Computer Science, vol. 1984, pp. 77–90. Springer (2000), <https://doi.org/10.1007/3-540-44541-2>
18. Hopcroft, J.E., Tarjan, R.E.: Dividing a graph into triconnected components. *SIAM J. Comput.* **2**(3), 135–158 (1973), <https://doi.org/10.1137/0202012>
19. Rahman, M.S., Nakano, S., Nishizeki, T.: A linear algorithm for bend-optimal orthogonal drawings of triconnected cubic plane graphs. *J. Graph Algorithms Appl.* **3**(4), 31–62 (1999), <http://www.cs.brown.edu/publications/jgaa/accepted/99/SaidurNakanoNishizeki99.3.4.pdf>
20. Tamassia, R.: On embedding a graph in the grid with the minimum number of bends. *SIAM J. Comput.* **16**(3), 421–444 (1987), <https://doi.org/10.1137/0216030>

A Additional Material for Section 3

Lemma 7. *Let ν be an R-node of T and let μ_1, \dots, μ_d be its children that are not Q^* -nodes. Given Σ_{μ_i} for each $i \in \{1, \dots, d\}$, there exists an algorithm that computes Σ_ν in $O(2^{p \cdot \log p}) \cdot n^{O(1)}$ time, with $p = k + b$.*

Proof. For every target value of spirality $\sigma_\nu \in [-k - b - 2, k + b + 2]$, we compute $X_\nu(\sigma_\nu)$ as follows. A *valid tuple* is a tuple $(\sigma_1, \dots, \sigma_d)$ such that $\sum_{i=1}^d b_i \leq b$, where $X_{\mu_i}(\sigma_i) = (b_i, H_i)$ for every $i \in \{1, \dots, d\}$. Let u and v be the poles of ν . For each of the two possible embeddings of $\text{skel}(\nu)$, consider the component G_ν enhanced with a dummy edge e , connecting the poles u and v of ν , in such a way that e is on the external face of G_ν and to the right of G_ν . Let G' be the resulting graph. We have four cases depending on the number of alias vertices of u and v : (a) $|A^u| = |A^v| = 1$; (b) $|A^u| = 1$ and $|A^v| = 2$; (c) $|A^u| = 2$ and $|A^v| = 1$; (d) $|A^u| = |A^v| = 2$.

- **Case (a).** For each valid tuple, we perform the following procedure. Let H_e be an orthogonal representation of e such that $n(H_e^{uv}) = \sigma_\nu - 4$, where H_e^{uv} is the turn number of H_e going from u to v . This means that H_e^{uv} has $\sigma_\nu - 4$ bends, each turning to the left if $\sigma_\nu - 4 < 0$, or each turning to the right if $\sigma_\nu - 4 > 0$. Also, let $J = e \cup G_{\mu_1} \cup \dots \cup G_{\mu_d}$ and let H_J be an orthogonal representation of the graph J such that: (i) the restriction of H_J to G_{μ_i} coincides with H_{μ_i} for each $i \in \{1, \dots, d\}$; and (ii) the restriction of H_J to e coincides with H_e . We compute an H_J -constrained orthogonal representation H' of G' with the minimum number of bends in polynomial time by Lemma 1, if it exists. Consider an SPQ*-tree T' of G' rooted at the Q^* -component ξ representing e . Note that ν is the root child of T' . Hence, by Lemma 6, if H' exists then its restriction H_ν to G_ν has spirality σ_ν . By Lemma 1, H_ν is a bend-minimum orthogonal representation of G_ν having spirality σ_ν and the spirality of the restriction of H_ν to G_{μ_i} is σ_i , for each $i \in \{1, \dots, d\}$.
- **Case (b).** We add vertex v' and edge $e_v = (v, v')$ to G' so that e is the edge after e_v in the clockwise order of the edges incident to v . We proceed similarly as we did in Case (a). For each valid tuple, we perform the following procedure. Let H_e be an orthogonal representation of e such that $n(H_e^{uv}) = \sigma_\nu - \frac{7}{2}$, where H_e^{uv} is the turn number of H_e going from u to v . Observe that, since σ_ν is a semi-integer number, $n(H_e^{uv})$ is an integer number. Let $J = e \cup G_{\mu_1} \cup \dots \cup G_{\mu_d}$ and let H_J be an orthogonal representation of the graph J such that: (i) the restriction of H_J to G_{μ_i} coincides with H_{μ_i} for each $i \in \{1, \dots, d\}$; and (ii) the restriction of H_J to e coincides with H_e . We compute an H_J -constrained orthogonal representation H' of G' with the minimum number of bends in polynomial time by Lemma 1, if it exists. Consider an SPQ*-tree T' of G' rooted at the Q^* -component ξ representing e . Suppose that H' exists. We can assume that e_v has 0 bends in H' , since it is an edge incident to a degree-1 vertex. Let H'' be the orthogonal representation obtained from H' removing e_v . By Lemma 6, the restriction of H''

- to G_ν has spirality $\sigma_\nu + \frac{1}{2}$. By definition of spirality and by construction of G' , the restriction H_ν of H' to G_ν has spirality σ_ν . By Lemma 1, H_ν is a bend-minimum orthogonal representation of G_ν having spirality σ_ν and the spirality of the restriction of H_ν to G_{μ_i} is σ_i , for each $i \in \{1, \dots, d\}$.
- **Case (c).** Symmetric to Case (b).
 - **Case (d).** We add vertex v' and edge e_v to G' as in Case (b). Also, we add vertex u' and edge $e_u = (u, u')$ to G' so that e is the edge before e_u in the clockwise order of the edges incident to u . For each valid tuple, we perform the following procedure. Let H_e be an orthogonal representation of e such that $n(H_e^{uv}) = \sigma_\nu - 1$, where H_e^{uv} is the turn number of H_e going from u to v . Let $J = e \cup G_{\mu_1} \cup \dots \cup G_{\mu_d}$ and let H_J be an orthogonal representation of the graph J such that: (i) the restriction of H_J to G_{μ_i} coincides with H_{μ_i} for each $i \in \{1, \dots, d\}$; and (ii) the restriction of H_J to e coincides with H_e . We compute an H_J -constrained orthogonal representation H' of G' with the minimum number of bends in polynomial time by Lemma 1, if it exists. Consider an SPQ*R-tree T' of G' rooted at the Q*-component ξ representing e . Suppose that H' exists. We can assume that e_v and e_u have 0 bends in H' . Let H'' be the orthogonal representation obtained from H' removing e_v and e_u . By Lemma 6, the restriction of H'' to G_ν has spirality $\sigma_\nu + 1$. By definition of spirality and by construction of G' , the restriction H_ν of H' to G_ν has spirality σ_ν . By Lemma 1, H_ν is a bend-minimum orthogonal representation of G_ν having spirality σ_ν and the spirality of the restriction of H_ν to G_{μ_i} is σ_i , for each $i \in \{1, \dots, d\}$.

Denote by b_ν the number of bends of H_ν . If $b_\nu > b$ for each of the two planar embeddings of $\text{skel}(\nu)$, then $X_\nu(\sigma_\nu) = (\infty, \emptyset)$ and we do not insert $(\sigma_\nu, X_\nu(\sigma_\nu))$ in the spirality set Σ_ν . Else, for the two embeddings of $\text{skel}(\nu)$ we retain the representation H_ν of minimum cost b_ν , set $X_\nu(\sigma_\nu) = (b_\nu, H_\nu)$, and insert $(\sigma_\nu, X_\nu(\sigma_\nu))$ in Σ_ν .

Correctness. The correctness of the procedure above follows by these facts: (i) to construct a bend-minimum representation H_ν with spirality σ_ν , we consider all possible combinations of values of spirality for $G_{\mu_1}, \dots, G_{\mu_d}$; (ii) thanks to the interchangeability of orthogonal components with the same spirality, for each such combination we aim to construct H_ν in such a way that it contains a minimum-bend representation of each G_{μ_i} with its target value of spirality; (iii) if $b_\nu \leq b$, the spirality determined by H_ν for each child μ of ν that corresponds to a Q*-component is surely in the spirality set of μ ; (iv) By Lemma 2 it suffices to test the existence of an H_ν for each target value of spirality $\sigma_\nu \in [-k - b - 2, k + b + 2]$.

Time-complexity. By Lemma 1, for each tuple the time required for the computation is $O(n^{\frac{7}{4}} \sqrt{\log n})$. By Lemma 2, we consider $O(d^{k+b})$ spirality values. Moreover, we can assume that $d \leq k + b$, otherwise the instance can be rejected. More precisely, since G_{μ_i} ($i \in \{1, \dots, d\}$) contains at least one cycle, any orthogonal representation of G_{μ_i} requires four 270° (i.e., reflex) angles on the external face, and at most two of these angles can occur at the poles of G_{μ_i} . Since each reflex angle that does not occur at a pole of G_{μ_i} requires either a

degree-2 vertex or a bend, we necessarily have $d \leq k + b$ if H_ν exists. Hence, there are $O(d^{k+b}) = O((k+b)^{k+b}) = O(2^{(k+b) \cdot \log(k+b)})$ valid tuples.

B Additional Material for Section 4

Types of angle constraints. As mentioned in Section 4, for any fixed $i \in \{1, \dots, q\}$, testing whether G has a b -orthogonal representation with respect to \mathcal{T}_{B_i} , requires to compute a bend-minimum representation for each block B_j subject to angle constraints at the cutvertices of B_j , so that we can merge the representation of B_j with those of the blocks adjacent to B_j . In the following we describe the types of constraints that we must consider for the cutvertices of G that belong to B_j . If $B_j \neq B_i$ ($\beta(B_j)$ is not the root of \mathcal{T}_{B_i}), we denote by c the cutvertex of B_j for which $\chi(c)$ is the parent of $\beta(B_j)$. Also, we always denote by c' any cutvertex such that $\chi(c')$ is a child of $\beta(B_j)$. Finally, let $\deg(c|B_j)$ and $\deg(c)$ (resp. $\deg(c'|B_j)$ and $\deg(c')$) be the degree of c (resp. c') in B_j and the degree of c (resp. c') in G .

- If $\deg(c'|B_j) = 2$ and $\deg(c') = 4$, there are two cases: (i) $\deg(c'|B_k) = 2$ for some child $\beta(B_k)$ of $\chi(c')$ (Figure 5(a)). In this case, we need to impose on c' a *reflex-angle constraint*, requiring a reflex angle (270°) at c' in the orthogonal representation of B_j ; it guarantees that we can glue the representations of B_j and of B_k at c' . (ii) In all other cases no constraint is needed for c' .
- If $\deg(c|B_j) = 1$, then B_j is a trivial block (i.e., a single edge) and no constraints are needed for c .
- If $\deg(c|B_j) \geq 2$, let B_k be the block such that $\beta(B_k)$ is the parent of $\chi(c)$: (i) If $\deg(c) = 4$ and $\deg(c|B_k) = \deg(c|B_j) = 2$ (Figure 5(b)), then we impose an *external reflex-angle constraint* on c , which forces c to have a reflex angle on the external face f ; block B_k will be embedded on f . (ii) If $\deg(c) = 4$ with $\deg(c|B_k) = 1$ (i.e., B_k is a trivial block) and $\deg(c|B_j) = 2$, then $\beta(B_j)$ has a sibling $\beta(B_h)$, where B_h is a trivial block (Figure 5(c)). In this case, we impose an *external non-right-angle constraint* on c , which forces c to have an angle larger than 90° (either a flat or a reflex angle) on the external face f ; block B_k will be embedded on f , while B_h will be embedded either on f (if c will have a reflex angle in f) or on the other face of B_j incident to c (if c will have a flat angle in f). (iii) If $\deg(c) = 4$ with $\deg(c|B_k) = 1$ and $\deg(c|B_j) = 3$ (Figure 5(d)), we impose an *external flat-angle constraint* on c , which forces c to have its unique flat angle in the external face f ; again, B_k will be embedded on f . (iv) If $\deg(c) = 3$ and $\deg(c|B_j) = 2$ (hence $\deg(c|B_k) = 1$), we impose an external non-right-angle constraint on c , as in case (ii).

Lemma 8. *Let G be a graph with k vertices of degree at most two and let b be a non-negative integer. Let B_1, \dots, B_q be the blocks of G , let \mathcal{T}_{B_i} be the BC-tree of G rooted at $\beta(B_i)$ (for some $i \in \{1, \dots, q\}$), and let B_j be any block of G (possibly $i = j$). There exists an $O(2^{p \cdot \log p}) \cdot n^{O(1)}$ -time algorithm, with $p = k + b$,*

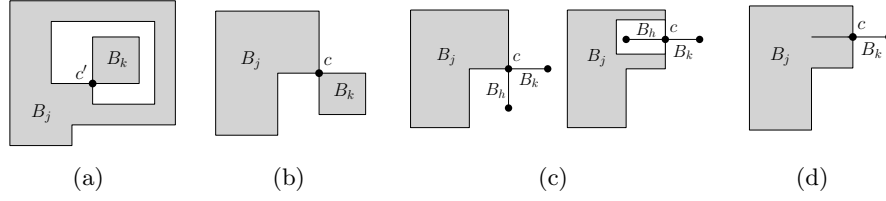


Fig. 5. Schematic illustration of cases that require angle constraints.

that tests whether B_j admits a b -constrained orthogonal representation, and that computes one with minimum number of bends in the positive case.

Proof. A degree-2 vertex of B_j corresponds either to a degree-2 vertex of G , or to a degree-3 or degree-4 cutvertex of G . Also, if c is a cutvertex of G , either one of the blocks that contain c has a degree-1 vertex or all blocks that contain c have a cycle, which implies that, in any orthogonal representation of G , all these blocks have at least 3 reflex angles corresponding to either degree-2 vertices or bends. Hence, if G admits a b -orthogonal representation with respect to \mathcal{T}_{B_i} , the number of cutvertices of G that belong to B_j is at most $k + b$, which implies that the number of degree-2 vertices of B_j is at most $p' = 2k + b$. Therefore, if B_j contains more than p' degree-2 vertices, we immediately conclude that the test is negative, as B_j cannot admit a b -constrained orthogonal representation.

Suppose then that B_j contains at most p' degree-2 vertices. To continue the test, we apply on B_j the same dynamic programming algorithm of Theorem 1 based on the rooted SPQ*-trees of B_j , but we specialize this algorithm to take into account the required angle constraints at the cutvertices when every rooted SPQ*-trees of B_j is visited. In the following we describe how to handle each type of constraint during a visit of an SPQ*-tree, where again c denotes the cutvertex that must lie on the external face of B_j (if $B_j \neq B_i$) and c' denotes any other cutvertex of G that belongs to B_j . Note that, if $B_j \neq B_i$, we only need to consider those SPQ*-trees of B_j rooted at reference chains that contain c , as we must restrict to those planar embeddings of B_j with c on the external face.

- *Reflex-angle constraint at c' .* In this case c' has degree two in B_j , thus c' belongs to a maximal chain of edges represented by a Q*-node ν . It is enough to consider those spirality values σ_ν of G_ν that are compatible with a left/right turn at c' and, for such a value of spirality, consider a representative H_ν having a left/right turn at c' .
- *External reflex-angle constraint at c .* Also in this case c has degree two in B_j , and c belongs to a maximal chain of edges represented by a Q*-node ρ . In this case the SPQ*-tree rooted at ρ is the only one that we need to visit, thus c belongs to the reference chain and is distinct from the poles u and v of ρ . Again, when we evaluate the condition of Lemma 6 at the root level, it suffices to restrict to those representations H_ρ^{uv} with a left turn at c .

- *External flat-angle constraint at c .* In this case c has degree three in B_j , and we visit three possible SPQ*R-trees, one for each of the three maximal chains having c as one of its two end-vertices. In each of these SPQ*R-trees, the root child ν is either a P-node of degree two or an R-node, and c is one of the two poles of ν . If ν is a P-node, for each target spirality value σ_ν , one can just consider the subset of combinations of the angles at c that guarantee a flat angle at the pole c in the external face of G_ν when construct H_ν (see [8] for details). If ν is an R-node, it is enough to force a flat angle at c on the external face of the rigid component in the test of Lemma 7; this is done by fixing the value of the flow on an arc of the flow-network.
- *External non-right-angle constraint at c .* In this case c has degree two in B_j . Hence, similarly to the external reflex-angle constraint, c belongs to a maximal chain of edges represented by a Q*-node ρ , and we only need to visit the SPQ*R-tree rooted at ρ . When we evaluate the condition of Lemma 6 at the root level, it is enough to only consider those representations H_ρ^{uv} that have either a left turn at c or no turn at c .

All the described modifications of the testing algorithm in Theorem 1 still take $O(p')$ time. Since $p' = O(k + b)$, the statement follows.

Theorem 2. *Let G be a graph with k vertices of degree at most 2, let b be an integer, and let $p = k + b$. There exists an $O(2^{p \cdot \log p}) \cdot n^{O(1)}$ -time algorithm that tests whether G admits a b -orthogonal representation, and that computes one with the minimum number of bends in the positive case.*

Proof. Suppose first that G is 1-connected. Let B_1, \dots, B_q be the blocks of G . For any given rooted BC-tree \mathcal{T}_{B_i} , we test whether G admits a b -orthogonal representation with respect to \mathcal{T}_{B_i} . This requires to test for each block B_j whether B_j admits a b -constrained representation. This test is done with the algorithm of Lemma 8 and, if it is positive, the same algorithm computes one of these representations, call it H_j , having the minimum number of bends; denote by b_j the number of bends of H_j . If $\sum_{j=1, \dots, q} b_j \leq b$ then the whole test is positive, and we can obtain a b -constrained representation of G by merging all the H_j at the cutvertices. Otherwise, we discard \mathcal{T}_{B_i} . We can execute this test for all rooted BC-trees, and return the b -orthogonal representation of G having the minimum number of bends among those for which the test was positive (if any). If the test for each rooted BC-tree was negative, then there is no a b -orthogonal representation of G . Since $q = O(n)$, the time complexity immediately follows by Lemma 8.

Finally, if G is not connected we apply the above procedure to each connected component of G and test if the sum of the number of bends in the components exceeds b . Since the total number of blocks of G is $O(n)$, by an analogous reasoning as above we obtain the same bound on the time complexity.