

An Information-Theoretic Approach for Detecting Edits in AI-Generated Text

Idan Kashtan and Alon Kipnis
Reichman University

August 27, 2024

Abstract

We propose a method to determine whether a given article was written entirely by a generative language model or perhaps contains edits by a different author, possibly a human. Our process involves multiple tests for the origin of individual sentences or other pieces of text and combining these tests using a method that is sensitive to rare alternatives, i.e., non-null effects are few and scattered across the text in unknown locations. Interestingly, this method also identifies pieces of text suspected to contain edits. We demonstrate the effectiveness of the method in detecting edits through extensive evaluations using real data and provide an information-theoretic analysis of the factors affecting its success. In particular, we discuss optimality properties under a theoretical framework for text editing saying that sentences are generated mainly by the language model, except perhaps for a few sentences that might have originated via a different mechanism. Our analysis raises several interesting research questions at the intersection of information theory and data science.

1 Introduction

1.1 Background and Motivation

Suppose an article initially written by a generative language model (GLM) such as ChatGPT (GPT3.5) undergoes relatively minor changes. For example, a human editor adds, removes, or rephrases certain sentences as in the example in Figure 1. This work aims to detect the presence of such edits and, as much as possible, identify edited parts if they exist.

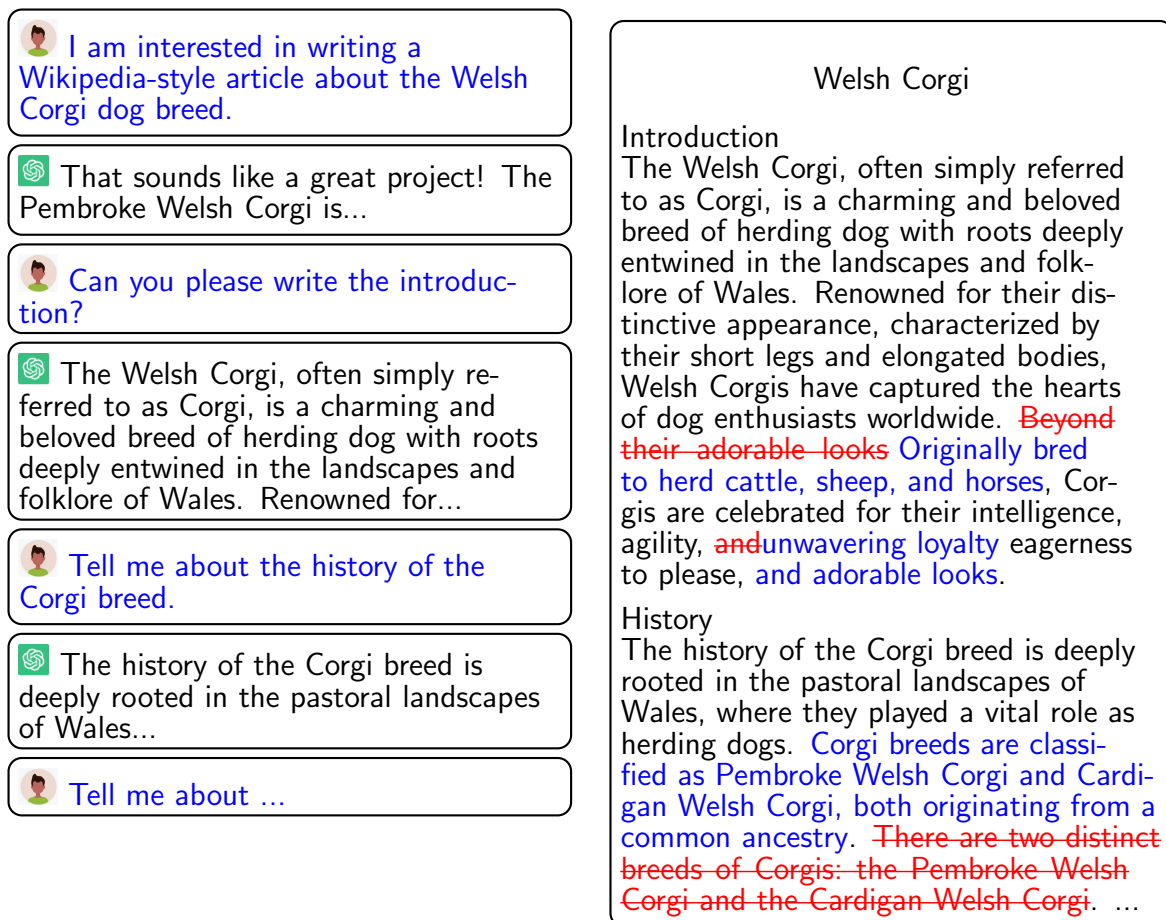


Figure 1: Left: The GLM ChatGPT is sequentially prompted to generate sections of a Wikipedia-style article titled *Welsh Corgi*. Right: The composition of the generated text with section titles leads to a so-called GLM-written article. The human editor alters the article in some places. We are interested in detecting the presence of edits if they exist, and their locations.

As can be deduced from Figure 1, we mean “written by a GLM” in a relatively broad sense. The pre-edited article may combine a series of GLM outputs produced in response to different human-written prompts or instructions. The situation above might arise when a human editor wishes to improve the GLM text or to hide the fact that the GLM was involved in the writing process altogether.

The popularity of GLM-assisted tools for writing raises interest in detecting text generated by a GLM for several reasons, e.g., to maintain trust and ethical standards in authored material or to study the limitations of GLM technology¹ [LIZ+24, WWANB+23, CJV23, SW22]. The scenario we address corresponds to a particularly challenging situation in this context because human edits, if present, are typically scattered across the article in locations that are unknown in advance. Furthermore, edits are associated with relatively short pieces of “text atoms” like sentences whereas the signal discriminating a GLM from a human in a short text piece may be faint or not exist

¹Some companies offering AI content detection tools as of April 2024: GPTZero, Originality, Crossplag, Writer, Copyleaks, OpenAI, Sapling, Content at Scale, Hugging Face, Corrector, Grammar Buddies, Writefull, Hive Moderation, Paraphrasing Tool, QuillBot, Scribrr, Undetectable AI, Stealth Writer, Smodin, Detecting-AI, Crossplag, AI-Purity

[ZHR⁺19, KSK⁺23, JHN23, Els23]. Metaphorically, we seek to detect a few needles in a haystack, uncertain how many needles there are, if any. This challenge points in the direction of rare (sparse) and weak signal detection problems in statistics [DJ04, CW14, MPL15, DJ15, Ke16, ACY19, ACY19]. In this work, we propose an approach to detect human edits of mostly GLM text that is based on adapting some of these well-understood tools.

A mirror image of our detection problem is detecting machine text hidden within mostly human text. One interesting motivation for this problem is avoiding undesirable effects of training language models using machine-generated text [OMC⁺23, ACRL⁺23, BSR23, DFK24]. We believe that many insights from the analysis in this paper are also relevant to this problem.

1.2 Existing Approaches

Existing approaches for discriminating AI text from human text usually focus on detecting relatively large portions of text [ZHR⁺19, KSK⁺23, CJV23, CBZ⁺23], whereas we focus on detecting effects that might emerge at sentence level. Due to the apparent rarity of the signal underlying the problem and well-understood limitations of binary detection in the presence of rare and weak features [Jin09], it seems that any approach that does not capitalize on the signal’s sparsity structure is generally ineffective. For example, machine learning approaches as described in [KAAL23] and [CBZ⁺23] may be effective if they can learn some lower-dimensional representation of the data. However, such representation does not exist for rare and weak signals with unknown sparsity [Jin09]. An additional disadvantage of these approaches is their typical lack of transparency, i.e., limited ability to reason a method’s outcome and thus limited ability of a user to take actions based on the outcome.

The problem of detecting edits is also related to the “style change” detection problem in mixed authorship studies [BCF⁺22, Juo08, Sta09, NSF⁺17, ZJ23]. This problem is considered to be notoriously challenging due to the weakness of the authorship signal when mixed text pieces are short [KTS⁺18, BCF⁺22]. The problem we consider includes the additional difficulty that changes in authorship across an article, if they exist, are few.

1.3 Our Approach

Our approach involves two main steps:

- (i) Testing the authorship of every sentence individually with respect to the candidate GLM.
- (ii) Combining the multiple tests to a global test of significance against the null hypothesis of purely GLM text using a method that is sensitive to sparse alternatives.

Specifically, we implement Step (i) using the log-perplexity statistic (a.k.a. negative log-likelihood, logloss, crossentropy loss) under a pre-trained large LM that can provide token probabilities. In Step (ii), we use global testing based on Higher Criticism (HC) [DJ04, DJ15]. If a global indication for edits is detected in Step (ii), we add the step:

- (ii’) Report on sentences suspected to be edited.

We implement (ii') using the HC threshold, a by-product of the HC calculation in Step (ii) [DJ09, DJ08]. The HC threshold is the main reason we use HC rather than other methods that adapt well to sparsity as discussed in [DJ04, Wal13, MNS16]. The entire procedure is illustrated in Figure 2.

sentence	lppt	lppt P-value
The Welsh Corgi, often simply...	2.765	0.212
Renowned for their distinctive...	2.864	0.2424
Originally bred to herd cattle,...	2.484	0.649
This article delves into the...	3.005	0.4904
⋮	⋮	⋮
Overall, Welsh Corgis have become...	2.456	0.4594
They have surpassed their humble...	3.906	0.1057
Their unique combination of historical...	3.284	0.0779

no edits

< thr

HC*

> thr

some edits

↓

suspected edit locations

Figure 2: The detection procedure applied to the example article `Welsh Corgy` written by the GLM GPT3.5-turbo. Left (table): log-perplexity and its P-value, for each sentence. Actual non-GLM sentences are in blue. Right: The Higher Criticism (HC) score is compared to a threshold, e.g. the 0.95 quantile of HC under independent and uniformly distributed P-values, or a threshold calibrated via training data. Here log-perplexity is under the language model GPT2 and the P-values are based on the empirical distribution of sentences from Wikipedia-style articles written by the same GLM.

1.4 Contributions and Paper Organization

We describe the method in Section 2. In Section 3, we demonstrate its effectiveness in some realistic scenarios encompassing several text domains. In Section 4, we analyze the method components using tools from information theory, discussing their optimality under a certain theoretical framework that exposes the interesting properties of the problem. Our results promote several open challenges that we discuss in Section 5.

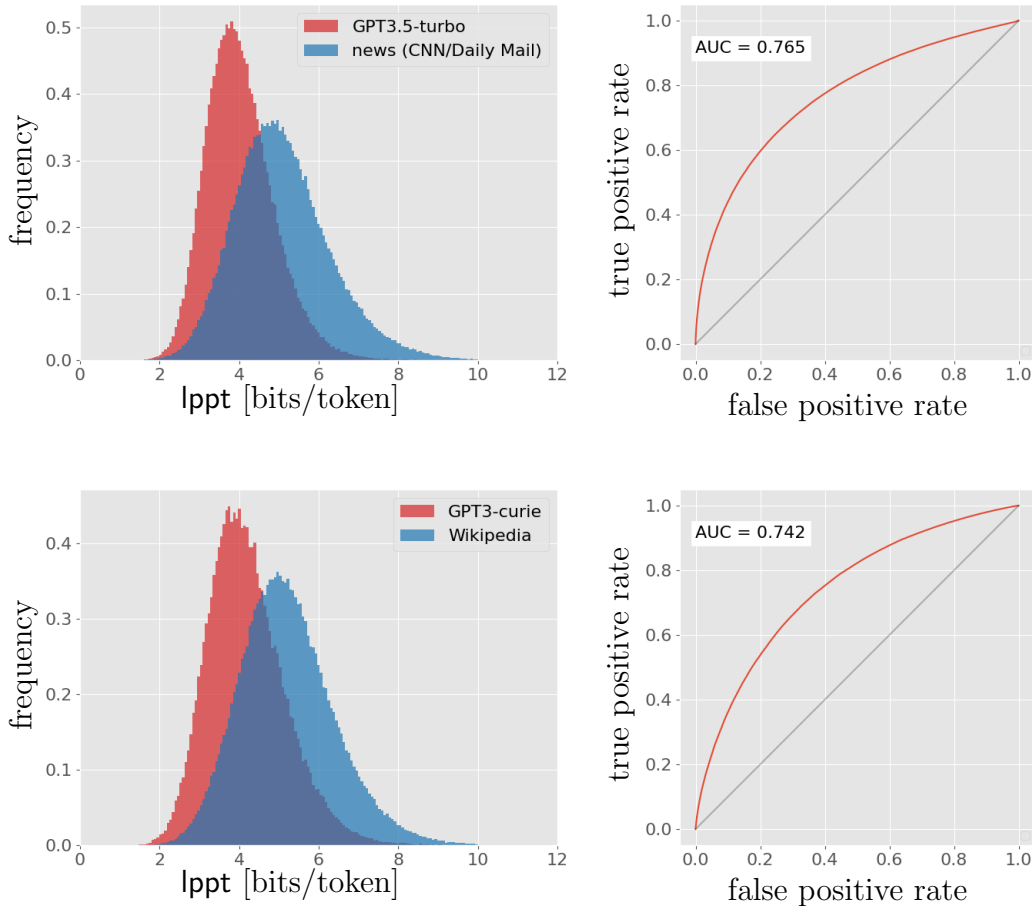


Figure 3: Discriminating GLM from non-GLM sentences using the log-perplexity (LPPT) statistic (1). Left: histogram by class of LPPT of sentences from the dataset **News Articles** [Ana23] (top) and **Wikipedia Introductions** [Aad23] (bottom). Right: the receiver operating characteristic (ROC) of a test based on the LPPT. The area under the ROC curve (AUC) is indicated. In both cases, LPPT is under the language model GPT2 (1.5B).

2 Method Description

In this description and throughout the paper, it is useful to distinguish between two types of language models based on the output they provide.

- (predictive) Language Model (LM): provides a probability distribution over a dictionary of tokens conditioned on an input context. We typically denote such a

model by P .

- Generative Language Model (GLM): produces sequences of tokens in response to an input context. We typically denote such a model by G_0 .

Any GLM can be conceptually treated as a LM since it induces a distribution over tokens; we distinguish the two types because in many situations the next token probabilities of the GLM are inaccessible to the user, e.g. the ChatGPT interface [Ope22] does not provide such probabilities as opposed to the open source LMs Llama [TLI⁺23] and Falcon [AAA⁺23].

2.1 Testing individual sentences

We think about a sentence S as a sequence $t_{1:|S|} = (t_1, \dots, t_{|S|})$ of tokens from a finite dictionary. Given a LM P , the (normalized) log-perplexity (LPPT) of S with respect to P is

$$\text{lppt}(S; P) := -\frac{1}{|S|} \sum_{i=1}^{|S|} \log P(t_i | t_{1:i-1}) \quad (1)$$

(in (1) and throughout we use the notation $t_{1:1} = \emptyset$). Other names for the LPPT statistic are the negative log-likelihood under P , the logarithmic loss with respect to P [BN06], the self-information of P evaluated at S [MF98], and crossentropy with a mass distribution at the sequence S . We prefer the name LPPT because of the association of perplexity with natural language processing [JM23]. Throughout this paper, we use 2 as the basis of the logarithm, hence $\text{lppt}(S; P)$ is measured in bits per token.

An empirical result illustrated in Figure 3 says that under a specific P , sentences written by a particular GLM tend to have lower values of $\text{lppt}(S; P)$ than sentences written by humans in a similar context. This observation justifies using the LPPT statistic to test the authorship of individual sentences, i.e. testing against the null

$$H_0(S) : \text{“sentence } S \text{ was written by the GLM } G_0\text{.”} \quad (2)$$

The right-hand side of Figure 3 illustrates the receiver operating characteristic (ROC) curves of the LPPT test against the null (2) under different datasets. Given a document partitioned into sentences $D = (S_1, \dots, S_n)$, we summarize the evidence against $H_0(S_i)$ using a P-value:

$$p_i := p(S_i) := \Pr_{S \sim G_0} [S \geq \text{lppt}(S_i; P)]. \quad (3)$$

The evaluation of p_i requires the distribution of $\text{lppt}(S; P)$ for $S \sim G_0$, represented by the red histograms in Figure 3. As it turns out, this distribution is affected by several factors including the text’s domain and the length of every sentence as we discuss in Section 2.4. We adjust this distribution for sentence length in all P-value evaluations in this paper. The table in Figure 2 shows examples of LPPT and the corresponding length-adjusted P-values of several sentences from the example in Figure 1. s

We note that the non-trivial power of the classifier based on LPPT values observed in each case in Figure 3 suggests that, for long enough documents, it is possible to reliably separate between the class of documents written entirely by the GLM and the class of non-GLM documents. Indeed, fix one of the dataset cases in Figure 3 and consider a

simple model in which a document is generated by independently sampling sentences from one of the distributions represented by the histograms of this case. Use the likelihood ratio test of the LPPTs of individual sentences to classify a document to GLM or non-GLM. The error probability of this test can be made to vanish rapidly as the number of sentences increases (e.g., this follows from the Chernoff–Stein Lemma [CT06]). This note emphasizes that the problem this paper considers – separating the class of documents written by the GLM from the class of documents that contain mostly GLM-written text with some non-GLM edits – is much more challenging.

2.2 Global Testing using Higher Criticism (HC)

We combine the per-sentence P-values p_1, \dots, p_n , $n = |D|$, of (3) to a single value using HC [DJ04, DJ08, DJ15]:

$$\text{HC}^* := \text{HC}^*(p_1, \dots, p_n) := \max_{1 \leq j \leq n\gamma_0} \text{HC}_j, \quad \text{HC}_j := \sqrt{n} \frac{\frac{j}{n} - p^{(j)}}{\sqrt{\frac{j}{n} \left(1 - \frac{j}{n}\right)}}. \quad (4)$$

Here $p_{(1)} \leq \dots \leq p_{(n)}$ are the order statistics of the P-values and $\gamma_0 \in (0, 1)$ is a fixed parameter that limits the range of P-values involved. Typically, γ_0 does not affect the large sample behavior of HC^* and is taken to be in the range $(0.1, 0.5)$ [DJ15]; we use $\gamma_0 = 0.25$ in this paper as this choice appears to provide good results. HC is known to be sensitive to departures in a small and unknown set of individual tests, thus it is useful as an index of discrepancy between the two classes, indicating that the document was edited for large values of HC^* . This property leads to a binary classifier whose threshold (thr in Figure 2) can be calibrated, e.g., by a held-out dataset. We can also use HC as level α -test against the global null

$$H_0 = \bigcap_{S \in D} H_0(S) = \text{“The document was written entirely by } G_0\text{”}, \quad (5)$$

by setting $\text{thr} = \text{HC}_{1-\alpha}^*$, where $\text{HC}_{1-\alpha}^*$ is the $1-\alpha$ quantile of HC^* under H_0 for $\alpha \in (0, 1)$, e.g. $\alpha = 0.05$. We may estimate $\text{HC}_{1-\alpha}^*$ from the data using documents from the null class, i.e., written entirely by G_0 , if these are sufficiently available. Otherwise, we may simulate critical values under H_0 provided some conditions are met. Specifically, when the P-values are independent and uniformly distributed under H_0 , the asymptotic distribution of HC^* under H_0 as $n \rightarrow \infty$ follows that of a maximum Brownian bridge, although it may be significantly stochastically smaller in finite samples [DJ04]. For this reason, it is common to simulate critical values for a test based on HC^* for specific sample sizes as illustrated in Figure 4. In practice, LPPT values of sentences are likely to be dependent since the sentences are. The critical values of HC^* are known to be relatively unaffected when the P-values experience a form of short-term dependency [DH09]. Under other types of dependency, the test may experience a reduction in power [HJ08, HJ10]. For this reason, if possible, we recommend estimating $\text{HC}_{1-\alpha}^*$ based on complete documents from the null class to improve the test’s power.

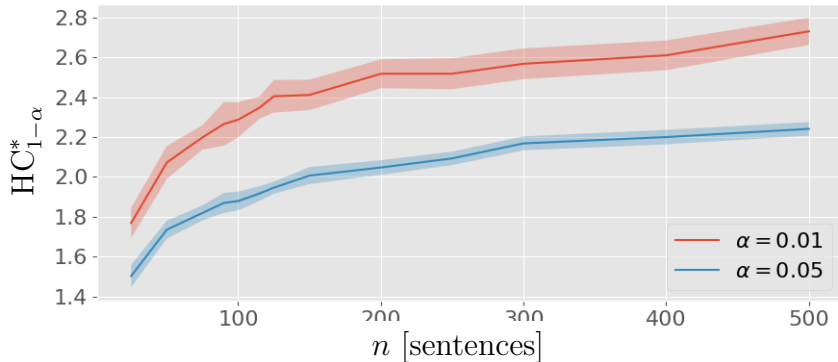


Figure 4: Simulated critical values for a test of significance level α based on Higher Criticism of n independent P-values. The number of samples in each configuration is 10,000. Bootstrapped 0.95 confidence intervals are indicated.

2.3 Identifying edited sentences

When the HC test rejects H_0 , the set

$$I^* := \{i : p_i \leq p_{j^*}\}, \quad j^* := \arg \max_{1 \leq j \leq n\gamma_0} \text{HC}_j^*, \quad (6)$$

corresponds to P-values affecting HC^* most and thus providing the strongest evidence against H_0 . This set is known to have interesting optimality properties in the context of feature selection for binary classification [DJ09, DJ08]. We use this set to indicate sentences that we suspect are not written by the GLM; we may want to examine the authorship of these sentences manually or using other means that do not necessarily rely on the LPPT statistic.

We summarize the full procedure in Algorithm 1, and illustrate it using an example text in Figure 2. Table 1 shows sentences included in I^* from the article generated in the example in Figure 1.

Algorithm 1 Test whether a document D was written by the language model G_0 or not

Input: language model P ; document $D = (S_1, \dots, S_n)$; survival function $\bar{F}_{G_0;P}$ of the LPPT of sentences from G_0 under P ; threshold thr (e.g, $\text{thr} = \text{HC}_{1-\alpha}^*$)

Step I: Testing individual sentences:

for $S_i \in D = (S_1, \dots, S_n)$ **do**

$l_i \leftarrow \text{lppt}(S_i; P)$

$p_i \leftarrow \bar{F}_{G_0;P}(l_i)$

Step II: Global testing using HC:

if $\text{HC}^*(p_1, \dots, p_n) > \text{thr}$, **then**

 reject H_0

 # Step II': Report suspected edits:

 return $\{S_i, : p_i \leq p_{i^*}\}$ as suspected edits

else

 do not reject H_0

sentences in I^*	LPPT P-value
Despite their herding heritage gradually diminishing,...	0.0113
Corgi-themed fundraisers and charity events have...	0.0211
Legend has it that the fairies...	0.0346
<i>It is believed that the Cardigan...</i>	0.0400
From their origin as indispensable herding...	0.0417
Cardigan Corgis were also adept herding...	0.0435
Their unique combination of historical significance,...	0.0779
<i>They have appeared in several animated...</i>	0.0820
<i>They have surpassed their humble origins...</i>	0.1057
⋮	⋮
Mascots and Symbols: In some regions,...	0.1883
Here are some ways in which...	0.1942
<i>The breeds are named for the...</i>	0.2065
<i>A Welsh Corgi appeared with Queen...</i>	0.2114
The Welsh Corgi, often simply referred...	0.2120

Table 1: Sentences from the article `Welsh Corgi` of Figures 1 and 2 that the HC threshold identified as potential non-GLM sentences (edits). Actual non-ChatGPT sentences are in blue. We emphasize that the inclusion of a sentence in this set is based on the global procedure in (6) rather than on the individual significance of the sentence’s P-value.

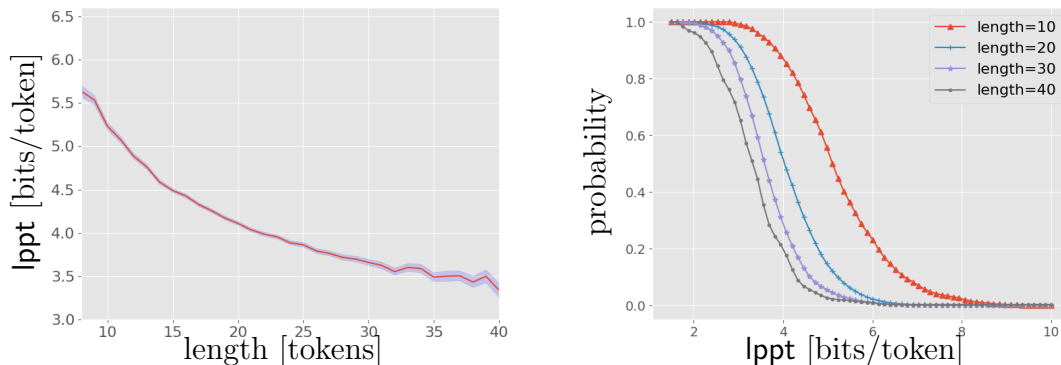


Figure 5: Adjusting the perplexity test for the number of tokens in a sentence. Left: averaged log-perplexity versus sentence length. The shaded area indicates 2 standard errors. Right: fitted log-perplexity survival functions of GPT2 for several lengths. Based on 20,000 samples from the dataset `Wikipedia Introductions` [Aad23].

2.4 Refinements and Generalizations

2.4.1 Adjusting the log-perplexity distribution for sentence’s length

Tokens appearing later in the sentence tend to be more reliably predicted than tokens at the beginning, a phenomenon observed in [Sha51]. It follows that the average log-perplexity tends to be smaller for longer sentences, as illustrated in Figure 5. We can

therefore attain better sensitivity of the perplexity test by comparing the LPPT of the i -th sentence S_i to the distribution of LPPT of sentences produced by G_0 with the same length as S_i . Formally, this means replacing the test (3) with

$$\tilde{p}_i := \Pr_{S \sim G_0} [S \geq \text{lppt}(S_i; P) \mid |S| = |S_i|], \quad (7)$$

and thus the survival function \bar{F}_{P, G_0} in Algorithm 1 receives two parameters: the LPPT of S_i and its number of tokens $|S_i|$. In practice, we estimate \bar{F}_{P, G_0} for every possible number of tokens. When the number of data points for calibration is somewhat scarce, a curve-fitting estimate is useful since \bar{F}_{P, G_0} appears to vary smoothly with the number of tokens.

Another factor affecting the perplexity is the sentence’s location within the document. For example, the first sentence in every paragraph appears to have higher perplexity than subsequent sentences. We leave the adjustment of our method to this factor as future work.

2.4.2 Unusually short and long sentences

Our experience shows that the perplexity detector is ineffective for sentences of about 10 tokens or fewer. We excluded such sentences from the process and did not evaluate their P-values.

We found it difficult to estimate the LPPT distribution of sentences of more than 50 tokens since they are very infrequent in our data. We only consider the first 50 tokens when evaluating the LPPT of such sentences.

2.4.3 Generalizing Step I: Testing pieces of text individually

Our method uses sentences as text atoms and considers their LPPT. Natural generalizations of this step include the considerations of other pieces of text like paragraphs, as well as detectors that are not necessarily based on the perplexity, e.g., probability curvature [MLK⁺23], word-frequencies [MW12], and other feature [MSS23].

2.4.4 Generalizing Step II: Inference based on multiple testing

HC is just one approach for testing the global significance of individual tests, motivated by the rare editing model over sentences and the sensitivity of HC to rare effects. Under deviations from this model or due to other considerations, other methods from multiple comparisons and meta-analyses in statistics may be preferable [RJ⁺12, Ben10, Efr12]. For example, instead of HC, we may combine P-values using Fisher’s method

$$F_n := F_n(p_1, \dots, p_n) := -2 \sum_{i=1}^n \log(p_i). \quad (8)$$

F_n is known to be effective in detecting many relatively frequent but potentially very faint effects [ACCP11, Kip24b]. Therefore, F_n can be used when we test H_0 of (5) against an alternative specifying that the GLM text has gone through substantial editing.

Another alternative to inference based on HC is useful when we are interested in selecting a set of suspected edits with some control over the proportion of falsely reported edits. In this case, the Benjamini-Hochberg (BH) false discovery rate (FDR) controlling

procedure to the P-values in (3) may be useful [BH95]. We note that the BH procedure is in general less powerful for global testing than HC. Namely, it is possible that while HC correctly finds the body of P-values significant, the BH procedure with an FDR parameter α may report on an empty set of P-values with probability at least $1 - \alpha$, for every $\alpha \in (0, 1)$ [Jin03, Kip24b].

3 Empirical Results

We conducted extensive simulations using publicly available datasets and new datasets that we created. The new datasets and the code for obtaining all the results are available in the link at the end of this paper.

We tried several publicly available LMs for the detection model P in Algorithm 1, including GPT2 1.5B parameters [RWC⁺19], Falcon 7B parameters [AAA⁺23], Llama 7B parameters [TLI⁺23], and Phi2 2.7B parameters [JBA⁺23]. We only report on results with GPT2 1.5B parameters (aka. GPT2xl) and Phi2 since these models attained the highest area under the ROC curve in the binary detection problem of individual sentences for all datasets we considered. We discuss in Section 5 the open challenge of selecting or crafting P with optimal detection properties.

We experimented with data created by the GLMs GPT3-curie and GPT3.5-turbo (ChatGPT) arranged in 5 datasets as we explain in detail below. We tried to generate data using publicly available GLMs not in the GPT family, but they did not produce articles of satisfactory quality.

In the sections below we report the method’s performance under different settings and data.

3.1 Power analysis using mixed machine and human sentences

We first demonstrate the method’s effectiveness using a synthetic dataset of articles of mixed authorship involving GLM and non-GLM text. We generated each article by sampling sentences from the non-GLM article and inserting those into the GLM article at random locations. Since the GLM and non-GLM articles are on the same topic, the mixed article is typically coherent in content hence the situation simulates well a GLM text edited in a few locations. As raw data for mixing, we use the three datasets listed below, in which every entry has two articles under the same title, one written entirely by a GLM and one written by a human or several humans.

- **Wikipedia Introductions** [Aad23]. Each entry corresponds to a Wikipedia article. The dataset contains the several first sentences of the Introduction of this article as non-GLM text and text generated by GPT3-curie in response to a relevant prompt as a GLM-written article. We excluded entries from this dataset in which the length of the GLM text was less than 15 sentences, resulting in a total of 9, 821 remaining entries.
- **News Articles** [Ana23]. Each entry contains a news article, its highlights as provided by a human annotator, and an article generated by GPT3.5-turbo from these highlights. The dataset has 20, 000 entries.

- **Scientific Abstracts** [Nic23]. Each entry contains the abstract of a scientific research paper and text produced by GPT3.5-turbo in response to a prompt requesting a paragraph of text with similar properties. The dataset has 10,000 entries.

We divided all entries within each dataset into roughly 10 equally sized groups. For a given edit ratio and article length, we report on results averaged over 10 iterations in a cross-validation fashion: In Iteration i , we simulated edits only in Group i , leaving the other groups unaffected and using them to characterize the null LPPT distribution G_0 and estimate $HC_{1-0.05}^*$. We arranged entries in either group randomly and consolidated them into articles according to the prescribed number of sentences, truncating excess sentences. Each article in Group i is then modified by inserting sentences randomly sampled from the corresponding non-GLM articles according to the mixing ratio ϵ . We set thr_i , our estimate of $HC_{1-0.05}^*$, based on the remaining articles: thr_i is the 0.95-th quantile of HC^* value of articles not in Group i . We estimate the power by the fraction of articles in Group i exceeding thr_i . We repeat this process for $i = 1, \dots, 10$ and report on the average across all groups as the power estimate.

The resulting power estimates are shown in Figure 6. It appears that our method has non-trivial power for an editing rate as low as 10% of the sentences, for articles as short as 50 sentences. The power generally increases with the editing rate and the length of the text and varies between datasets and the two detection models.

Dataset (gen. model)	Detection model	Edit Ratio / #Sentences					
		0.1		0.2			
		50	100	200	50	100	200
abstracts (GPT3.5-Turbo)	GPT2	0.11	0.10	0.18	0.17	0.22	0.40
	Phi2	0.09	0.15	0.29	0.16	0.27	0.48
news (GPT3.5-Turbo)	GPT2	0.08	0.12	0.12	0.09	0.16	0.16
	Phi2	0.11	0.19	0.19	0.15	0.28	0.28
wiki (GPT3-Curie)	GPT2	0.11	0.18	0.30	0.21	0.38	0.62
	Phi2	0.09	0.14	0.25	0.17	0.27	0.47

Figure 6: Estimated power at level $\alpha = 0.05$ in detecting simulated edits versus the number of sentences in an article and the fraction of edited sentences. We compared two detection models (GPT2 and Phi2) across 3 datasets. The estimated power is the true positive rate averaged over 10 splits; the standard error in all cases is less than 0.01. The power generally increases with the fraction of non-GLM sentences and article length.

3.2 Realistic edits of Wikipedia-style articles by topic

We created a dataset of Wikipedia-style articles using GPT3.5-turbo by repeatedly prompting this GLM to write article sections², similarly to Figure 1. We used titles of articles from Wikipedia falling into 5 topics, roughly 200 articles per topic. Article titles were randomly selected within the topic, provided they satisfy our inclusion criteria: at least 5 sections within the article. Section titles in the prompts for generating each article are taken from the corresponding Wikipedia article. The number of sentences in each article is between 50-300 with an average of about 180.

²Via OpenAI’s API.

We simulated realistic edits in this dataset by randomly sampling sentences from the actual Wikipedia article and inserting each under the same section name. Therefore, the resulting article has a realistic structure. Our experience shows that it is very challenging for a human to reliably determine which sentences, if any, were not written by the GLM.

Table 7 shows the accuracy of our method in this evaluation under two different base models. Each topic’s accuracy is evaluated over a randomly chosen test set containing %20 of the articles and their simulated edited versions. We use the other %80 as a training set to evaluate the per-length survival function $\bar{F}_{G_0;P}$ and to calibrate the threshold of HC^* that maximizes the accuracy. Standard analysis of the variance in the data shows that the performance significantly depends on the topic (in all 2×3 detection model and edit ratio combinations, the F-test’s P-value is smaller than 10^{-7}).

Edit Ratio	Detection Model	Topic				
		Geographical Landmarks	Historical Figures	Nature	Video Games	Wars
0.05	GPT2	0.63	0.58	0.57	0.56	0.60
	Phi2	0.63	0.61	0.59	0.58	0.61
0.1	GPT2	0.70	0.61	0.67	0.64	0.68
	Phi2	0.74	0.68	0.73	0.66	0.71
0.15	GPT2	0.74	0.67	0.71	0.69	0.78
	Phi2	0.78	0.76	0.76	0.72	0.76

Figure 7: Accuracy in detecting the presence of human text within GPT3.5-turbo articles, by topic. We compare the accuracy across 5 topics, 3 edits ratios, and 2 detection models (GPT2 and Phi2).

3.3 Comparing to other approaches

We compared the performance of our method to a classifier that only considers the minimal P-value $p_{(1)}$ in (3) as in Bonferroni-type inference. Additionally, we considered a classification approach that may be seen as standard in this challenge [KAAL23]: embedding articles using an LLM and using the embedded representation as features for a trained classifier such as in logistic regression. We also tried several trained classification methods when using word frequencies as features, but these methods were completely ineffective. We used the dataset described in Section 3.2, with accuracy averaged over 10 splits in a cross-validation fashion: each split is used as a test set and the rest as a train set. Note that the training procedure for HC and minimal P-value (min P) involves the characterization of the null LPPT distribution G_0 and estimating $HC_{1-0.05}^*$.

We report on the results of such comparison in Figure 8. This figure shows that our HC -based approach attains the best accuracy in all configurations, significantly surpassing the trained classifier.

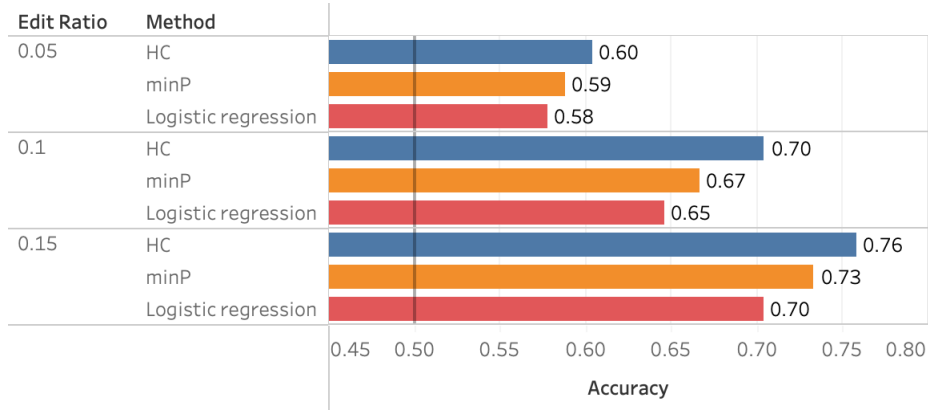


Figure 8: Accuracy in detecting the presence of actual Wikipedia sentences planted within Wikipedia-style GPT3.5-turbo articles. Our method (HC) with detection model Phi2, inference based on the minimal P-value (min P), and a logistic regression classifier with features obtained via document embedding using OpenAI’s `text-embedding-3-small`. We used 10 train/test splits and reported the accuracy averaged over all splits. The standard error in all configurations is smaller than 0.02.

article title	length	edit ratio	detecting using GPT2		detecting using Phi2	
			HC* (P-value)		HC* (P-value)	
			not edited	edited	not edited	edited
Camus	70	0.17	1.44 (0.2705)	3.45 (0.0003)	2.18 (0.0449)	3.62 (0.0002)
Kafka	61	0.21	1.27 (0.365)	1.75 (0.1404)	2.38 (0.0237)	3.0 (0.0021)
Marquez	53	0.19	-1.4 (0.996)	-0.17 (0.9618)	0.57 (0.7943)	1.72 (0.1467)
Chekhov	61	0.10	1.01 (0.5443)	1.11 (0.473)	1.32 (0.3376)	2.03 (0.0694)
Morrison	59	0.22	-0.9 (0.9951)	0.18 (0.9159)	-0.64 (0.9895)	1.48 (0.2495)
Hesse	66	0.20	0.83 (0.6677)	2.04 (0.0689)	1.18 (0.4293)	2.67 (0.01)
Austen	60	0.14	0.76 (0.7095)	2.44 (0.0196)	0.78 (0.6979)	2.96 (0.0024)
Simenon	67	0.18	1.38 (0.3052)	2.58 (0.0134)	2.78 (0.0065)	3.73 (0.0001)
Tolstoy	64	0.24	-0.1 (0.9566)	1.55 (0.2182)	0.65 (0.7646)	2.22 (0.0397)
Rice	51	0.18	0.63 (0.7652)	1.51 (0.2283)	1.11 (0.4555)	2.4 (0.0214)
Rowling	58	0.27	0.95 (0.5701)	1.72 (0.1481)	1.37 (0.3015)	3.04 (0.0015)
Andersen	80	0.29	0.87 (0.647)	3.97 (0.0001)	1.38 (0.313)	4.47 (0.0001)
Mishima	55	0.21	0.84 (0.6447)	2.65 (0.0093)	1.69 (0.153)	4.09 (0.0001)
Verne	64	0.23	-0.07 (0.9535)	0.59 (0.7961)	0.53 (0.8153)	1.26 (0.3795)
Dickinson	68	0.26	1.65 (0.1769)	3.9 (0.0001)	1.32 (0.3357)	4.45 (0.0001)
Po	51	0.21	-0.21 (0.9652)	0.59 (0.7855)	0.78 (0.6838)	2.14 (0.0485)
Christie	78	0.20	-0.23 (0.9725)	0.6 (0.8032)	0.23 (0.9111)	1.75 (0.1484)
Dahl	58	0.15	1.02 (0.5407)	1.81 (0.1237)	0.91 (0.6171)	1.1 (0.476)

Table 2: Detecting a few human edits in Wikipedia-style biographies written by ChatGPT with a perplexity detector based on GPT2. The table shows HC of (4) and the P-value of the HC test based on simulated values as in Figure 4. Also shown are the fraction of edited sentences in every document and its length n in sentences. Values significant at level $\alpha = 0.05$ are in color: blue for a true positive and red for a false positive. In all cases, Bonferroni’s correction $p_{(1)} \times n$ was insignificant, mainly because the number of sentences in the empirical P-value calculation of the LPPT test (7) is small.

3.4 Manually edited articles

In Table 2 we report on the results of applying our method to 18 articles that were created via the following process: we used the GLM GPT3.5-turbo³ to write a Wikipedia-style biography of one of the authors in the list according to a prescribed structure involving 4 sections: Early Life, Adulthood, Contributions and Achievements, and Legacy; the GLM wrote each section in response to a separate prompt, similarly to the process illustrated in Figure 1. We used the text written by the GLM and the prescribed subtitles to form a coherent article which we denote as the pre-edited GLM article. Next, we asked a human editor to modify this article by adding, rephrasing, or removing entire sentences. We applied our method to both the edited and non-edited articles. We used sentences from additional articles created similarly to characterize $\bar{F}_{G_0,P}$ and evaluate the P-values in (7).

Table 2 shows that all edited articles have larger HC values than their non-edited version. We also report on the P-values associated with these HC values under the null of uniformly distributed P-values obtained via simulations. We also evaluated $(\text{num. of sentences}) \times \min p_i$ in each article, which is associated with the significance of the Bonferroni correction applied to the body of sentence P-values. These values turned out to be above 0.05 in all articles. This peculiar behavior of the Bonferroni correction is because the minimal LPPT P-values in our process are approximately $1/(1 + n_\ell)$, where n_ℓ is the number of GLM sentences in our calibration data of length ℓ . However, in most lengths, n_ℓ is relatively small at the order of 10^2 . In a future analysis, we may make Bonferroni’s correction more useful by increasing our calibration set or by fitting a curve to the tail of the survival function in Figure 5 and verifying the goodness of this fit. We emphasize that the discrimination reflected in Table 2 is without calibrating the threshold of HC^* for separating the class of edited from non-edited articles. Such calibration is expected to increase the accuracy of the procedure.

4 Information-Theoretic Analysis

We now analyze our method under a theoretical framework of text editing and discuss some factors affecting its success.

4.1 Optimality of the Higher Criticism test

A simple mixture model for the generation of an edited document proposes that most sentences are written independently by a GLM G_0 , except perhaps a few sentences that are generated by a different mechanism associated with the editor that we denote here by G_1 . Importantly, we do not know in advance which sentences were written by each model. Let ϵ denote the expected fraction of G_1 sentences, and let L_j be the distribution of $\text{lppt}(S; P)$ under $S \sim G_j$, for $j \in \{0, 1\}$. The setting described above induces a mixture model for the log-perplexity

$$\begin{aligned} H_0 &: \text{lppt}(S_i; P) \stackrel{\text{iid}}{\sim} L_0, & i = 1, \dots, n, \\ H_1 &: \text{lppt}(S_i; P) \stackrel{\text{iid}}{\sim} (1 - \epsilon) \cdot L_0 + \epsilon \cdot L_1, & i = 1, \dots, n. \end{aligned} \tag{9}$$

³Via the ChatGPT web interface <https://chat.openai.com/>.

Likewise, we have a mixture model for the P-values in (3):

$$H_0 : p_i \stackrel{\text{iid}}{\sim} \text{Unif}(0, 1), \quad i = 1, \dots, n, \quad (10a)$$

$$H_1 : p_i \stackrel{\text{iid}}{\sim} (1 - \epsilon) \cdot \text{Unif}(0, 1) + \epsilon \cdot Q_i, \quad i = 1, \dots, n, \quad (10b)$$

where here Q_i is a sub-uniform distribution that describes the non-null behavior of the P-values (3). The optimality of HC for mixture models of the form (9) and (10) have been studied in several contexts [DJ04, Jin03, HJ08, CW14, ACW15, MPL15, JK16, DK22, Kip24b]. In particular, when the mixture parameter is calibrated to n as $\epsilon = n^{-\beta}$, for some $\beta \in (1/2, 1)$, and the effect size in Q_i is moderately large, a test based on HC of p_1, \dots, p_n attains the information-theoretic limit of detection in (10) when $n \rightarrow \infty$. Namely, in a configuration of the calibrating parameters in which there exists a test of asymptotically non-trivial power, there exists a test based on HC that is asymptotically powerful in the sense that its power tends to one while its size tends to zero.

The works of [DH09, HJ08, HJ10] extended the optimality properties of HC to some situations of dependent individual effects, unlike the model (10). One relevant conclusion from these works is that HC is relatively unaffected when the P-values experience a form of short-term dependency as expected among sentences.

4.2 Optimality properties of the perplexity test

The justification for using the LPPT test of (3) is primarily its empirical success in separating GLM from non-GLM sentences shown in Figure 3. In what follows, we analyze the power of this test beyond this empirical observation.

4.2.1 Language model as an information source and the asymptotic perplexity

Let P_a be a language model. Sampling a sentence $t_{1:n} = (t_1, \dots, t_n)$ from P_a is achieved by conditioning current token probability by previous tokens and an initial context. Namely,

$$t_i \sim P_a(\cdot | t_0, t_{1:i-1}) P_a(t_0), \quad i = 1, \dots, n, \quad (11)$$

for some initial state t_0 that can represent some initial context like the text’s topic or a null value. We view P_a as an information source in the sense that it defines a stationary distribution over sequences of tokens from a finite alphabet [Sha48]. When P_a is ergodic, the Shannon-McMillan-Brieman theorem says that the entropy rate $\mathcal{H}(P)$ is well-defined by the limit

$$\mathcal{H}(P_a) = \lim_{n \rightarrow \infty} \text{lppt}(t_{1:n}; P_a), \quad (12)$$

which is independent of t_0 [AC88]. In the absence of ergodicity, the limit (12) may still exist but it generally depends on the initial state [KSS77]. We note that Shannon’s source coding theory proposes an alternative definition of the entropy rate: the minimum number of expected bits per token needed to represent $t_{1:n}$ as $n \rightarrow \infty$ [CK78].

More generally, suppose that we evaluate the LPPT with respect to another stationary probability law P_b defined over the same alphabet as P_a . Under some conditions on the laws (P_a, P_b) , the limit of $\text{lppt}(t_{1:n}; P)$ as $n \rightarrow \infty$ exists almost surely and obeys

$$\lim_{n \rightarrow \infty} \text{lppt}(t_{1:n}; P_b) = \mathcal{H}(P_b; P_a) = \mathcal{H}(P_a) + \bar{D}(P_a || P_b), \quad (13)$$

where $\bar{D}(P_a||P_b)$ is the relative entropy rate of P_b to P_a [Gra11, Ch. 7]. The term $\mathcal{H}(P_b;P_a)$ is denoted as the crossentropy rate of P_b under the law P_a . Relation (13) appears to provide an interesting insight about the LM P^* that maximizes the power of the LPPT for testing $H_{0,S}$ of (2) versus a simple alternative

$$H_{1,S} : S \sim G_1 \tag{14}$$

for some information source G_1 that represents the effect of editing the sentence S . Suppose that G_0 and G_1 are fixed, i.e. determined by the problem’s nature. We seek a base model P for the perplexity detector that maximizes the power of the perplexity test in (3). The companion article [Kip24a] shows that under some reasonable assumptions, the ideal base model P maximizes

$$\Delta(G_1, G_0; P) := \bar{D}(G_1||P) - \bar{D}(G_0||P), \tag{15}$$

where \bar{D} indicates the relative entropy rate of information sources [Gra11]. We discuss possible implications of (15) in Section 5.2 below.

5 Avenues for Future Research

5.1 Incorporating context

Typically, a sentence written by a GLM depends on the previous sentence or another context affecting the GLM’s state. The effect of the context on the perplexity may be significant due to a potential lack of ergodicity in actual writings or slow convergence of the LPPT to its limiting value if such convergence occurs. For this reason, it appears that incorporating a context in the LPPT evaluations may increase the power of the perplexity detector over individual sentences. Denote the LPPT of a sentence $S = (t_1, \dots, t_{|S|})$ and context C as

$$\text{lppt}(S; C, P) := -\frac{1}{|S|} \sum_{i=1}^{|S|} \log P(t_i|t_{1:i-1}, C). \tag{16}$$

The context C is usually a sequence of tokens, e.g., the sentence preceding S , although it may also take other forms such as the activations of the attention mechanism in transformers-based language models [JM23, Chapter 11]. If the policy determining C is also stationary (e.g., the preceding sentence policy), we can extend much of the analysis in Section 4 to use (16) instead of (1).

5.2 Maximizing the power of the perplexity detector

Our analysis in Section 4 shows that the power of the log-perplexity detector is proportional to the difference in relative entropy $\Delta(G_1, G_0; P)$ of (15). The information projection principle [CM03, CT06] implies an interesting direction in searching for P that maximizes this difference. Informally, suppose that we search for a maximizer P^* within a convex set \mathcal{P} of available LMs. We assume that

$$\bar{D}(G_1||G_0) \leq \bar{D}(G_1||P), \quad P \in \mathcal{P}. \tag{17}$$

Namely, the candidate GLM is closer in relative entropy to the alternative model than any of the LMs in our search space \mathcal{P} . This situation is justified, e.g., because G_0 is optimized to mimic the behavior of G_1 which represents human writing. This optimization is achieved primarily via log-perplexity minimization which asymptotically translates to relative entropy minimization [JM23]. Now, by the information projection principle [CT06, Ch. 11]

$$\bar{D}(G_1||P) \geq \bar{D}(G_1||G_0) + \bar{D}(G_0||P), \quad P \in \mathcal{P},$$

and thus

$$\Delta(G_1, G_0; P) \geq \bar{D}(G_1; G_0), \quad P \in \mathcal{P}.$$

The last inequality is attained with equality when $P = G_0$, implying that this choice of P is the worst choice over models with the property (17). Specifically, a better choice of P should also consider the relative entropy to the alternative model G_1 . The characterization of such an alternative model in applications appears to be challenging, although the relative entropy can be approximately evaluated using standard methods, e.g. via the excessive binary code length in lossless compression [COR98, GL03].

5.3 Assessing the minimal number of edits for detection

The connection between the problems of detecting edits and rare signals this paper promotes suggests the possibility of estimating the minimal number of edits one must make so that detecting their global presence is possible.

A great deal of literature discussed the tradeoff between the rarity and the magnitude of individual non-null effects in sparse signal detection [Ing93, Jin03, DJ04, DH09, CW14, MPL15, DK22, Kip24b]. In particular, suppose that we have n asymptotically normal and independent tests, in which non-null effects are on the moderate deviation scale. On the P-value scale, this can be written as

$$p_i \stackrel{D}{\approx} \bar{\Phi}(\mu_n + \sigma Z), \quad Z \sim \mathcal{N}(0, 1), \quad (18)$$

where $\mu_n = \sqrt{2r \log(n)}$ for some signal intensity parameter $r > 0$, $\sigma > 0$, and $\stackrel{D}{\approx}$ is a form of asymptotic equivalence in distribution that is described in [Kip24b]. Additionally, assume that the proportion of non-null effects is $\epsilon = n^{-\beta}$, $\beta \in (0, 1)$. The asymptotic power of detecting the global significance of the body of P-values experiences a phase transition as $n \rightarrow \infty$, described by the curve

$$\rho^*(\beta, \sigma) := \begin{cases} (2 - \sigma^2)(\beta - 1/2) & \frac{1}{2} < \beta < 1 - \frac{\sigma^2}{4}, \quad 0 < \sigma^2 < 2, \\ (1 - \sigma\sqrt{1 - \beta})^2 & 1 - \frac{\sigma^2}{4} \leq \beta < 1, \quad 0 < \sigma^2 < 2, \\ 0 & 0 < \beta < 1 - \frac{1}{\sigma^2}, \quad \sigma^2 \geq 2, \\ (1 - \sigma\sqrt{1 - \beta})^2 & 1 - \frac{1}{\sigma^2} \leq \beta < 1, \quad \sigma^2 \geq 2. \end{cases} \quad (19)$$

Namely, if $r < \rho(\beta; \sigma)$ any test distinguishing the null hypothesis of uniformly distributed P-values from a situation that $\approx n^{1-\beta}$ of them obey (18) has asymptotically trivial power. If $r > \rho(\beta; \sigma)$, some tests, such as HC of (4), are asymptotically fully powered in the sense that there exists a sequence of thresholds under which the sum of Type-I and Type-II errors goes to zero. Consequently, (19) describes the way the number of non-null effects $n\epsilon = n^{1-\beta}$ must scale with n to guarantee a non-trivial power of HC or any other

global testing procedure. For example, if $\sigma = 1$ and $r \leq 1/4$, detection is possible when $\epsilon = \Omega(n^{1/2-r})$.

This description provides an estimate to the number of edits necessary for reliably detecting the presence of any edits, provided one can estimate the signal strength parameters r and σ associated with two GLMs from the data. A standing challenge in this context is analyzing the usefulness of this estimate, e.g. by establishing the relevance of the model (10) with perturbations of the form (18) in practice and real data evaluations.

References

- [AAA⁺23] Ebtesam Almazrouei, Hamza Alobeidli, Abdulaziz Alshamsi, Alessandro Cappelli, Ruxandra Cojocaru, Merouane Debbah, Etienne Goffinet, Daniel Heslow, Julien Launay, Quentin Malartic, Badreddine Noune, Baptiste Pannier, and Guilherme Penedo. Falcon-40B: an open large language model with state-of-the-art performance, 2023.
- [Aad23] Aaditya Bhat. GPT-wiki-intro (revision 0e458f5), 2023.
- [AC88] Paul H Algoet and Thomas M Cover. A sandwich proof of the shannon-mcmillan-breiman theorem. *The Annals of Probability*, 16(2):899–909, 1988.
- [ACCP11] Ery Arias-Castro, Emmanuel J Candès, and Yaniv Plan. Global testing under sparse alternatives: Anova, multiple comparisons and the higher criticism. *The Annals of Statistics*, 39(5):2533–2556, 2011.
- [ACRL⁺23] Sina Alemohammad, Josue Casco-Rodriguez, Lorenzo Luzi, Ahmed Imtiaz Humayun, Hossein Babaei, Daniel LeJeune, Ali Siahkoobi, and Richard G Baraniuk. Self-consuming generative models go mad. *arXiv preprint arXiv:2307.01850*, 2023.
- [ACW15] Ery Arias-Castro and Meng Wang. The sparse Poisson means model. *Electronic Journal of Statistics*, 9(2):2170–2201, 2015.
- [ACY19] Ery Arias-Castro and Andrew Ying. Detection of sparse mixtures: Higher criticism and scan statistic. *Electronic Journal of Statistics*, 13(1):208–230, 2019.
- [Ana23] Sarthak Anand. ChatGPT CNN/ DailyMail Dataset, 2023.
- [BCF⁺22] Janek Bevendorff, Berta Chulvi, Elisabetta Fersini, Annina Heini, Mike Kestemont, Krzysztof Kredens, Maximilian Mayerl, Reyner Ortega-Bueno, Piotr Pezik, Martin Potthast, Francisco Rangel, Paolo Rosso, Efstathios Stamatatos, Benno Stein, Matti Wiegmann, Magdalena Wol-ska, and Eva Zangerle. Overview of pan 2022: Authorship verification, profiling irony and stereotype spreaders, style change detection, and trigger detection. In Matthias Hagen, Suzan Verberne, Craig Macdonald, Christin Seifert, Krisztian Balog, Kjetil Nørvåg, and Vinay Setty, editors, *Advances in Information Retrieval*, pages 331–338, Cham, 2022. Springer International Publishing.

- [Ben10] Yoav Benjamini. Simultaneous and selective inference: Current successes and future challenges. *Biometrical Journal*, 52(6):708–721, 2010.
- [BH95] Yoav Benjamini and Yosef Hochberg. Controlling the false discovery rate: a practical and powerful approach to multiple testing. *Journal of the royal statistical society. Series B (Methodological)*, pages 289–300, 1995.
- [BN06] Christopher M Bishop and Nasser M Nasrabadi. *Pattern recognition and machine learning*, volume 4. Springer, 2006.
- [BSR23] Martin Briesch, Dominik Sobania, and Franz Rothlauf. Large language models suffer from their own output: An analysis of the self-consuming training loop. *arXiv preprint arXiv:2311.16822*, 2023.
- [CBZ⁺23] Souradip Chakraborty, Amrit Singh Bedi, Sicheng Zhu, Bang An, Dinesh Manocha, and Furong Huang. On the possibilities of AI-generated text detection. *arXiv preprint arXiv:2304.04736*, 2023.
- [CJV23] Evan Crothers, Nathalie Japkowicz, and Herna L Viktor. Machine-generated text: A comprehensive survey of threat models and detection methods. *IEEE Access*, 2023.
- [CK78] Thomas Cover and Roger King. A convergent gambling estimate of the entropy of english. *IEEE Transactions on Information Theory*, 24(4):413–421, 1978.
- [CM03] Imre Csiszár and Frantisek Matus. Information projections revisited. *IEEE Transactions on Information Theory*, 49(6):1474–1490, 2003.
- [COR98] G. Cybenko, D.P. O’Leary, and J. Rissanen. *The Mathematics of Information Coding, Extraction and Distribution*. The IMA Volumes in Mathematics and its Applications. Springer New York, 1998.
- [CT06] Thomas M Cover and Joy A Thomas. *Elements of information theory*, 2006.
- [CW14] Tony T Cai and Yihong Wu. Optimal detection of sparse mixtures against a given null distribution. *IEEE Transactions on Information Theory*, 60(4):2217–2232, 2014.
- [DFK24] Elvis Dohmatob, Yunzhen Feng, and Julia Kempe. Model collapse demystified: The case of regression. *arXiv preprint arXiv:2402.07712*, 2024.
- [DH09] Aurore Delaigle and Peter Hall. Higher criticism in the context of unknown distribution, non-independence and classification. In *Perspectives in mathematical sciences I: Probability and statistics*, pages 109–138. World Scientific, 2009.
- [DJ04] David L. Donoho and Jiashun Jin. Higher criticism for detecting sparse heterogeneous mixtures. *The Annals of Statistics*, 32(3):962–994, 2004.

- [DJ08] David L Donoho and Jiashun Jin. Higher criticism thresholding: Optimal feature selection when useful features are rare and weak. *Proceedings of the National Academy of Sciences*, 105(39):14790–14795, 2008.
- [DJ09] David L. Donoho and Jiashun Jin. Feature selection by higher criticism thresholding achieves the optimal phase diagram. *Philosophical Transactions of the Royal Society A: Mathematical, Physical and Engineering Sciences*, 367(1906):4449–4470, 2009.
- [DJ15] David L. Donoho and Jiashun Jin. Special invited paper: Higher criticism for large-scale inference, especially for rare and weak effects. *Statistical Science*, pages 1–25, 2015.
- [DK22] David L Donoho and Alon Kipnis. Higher criticism to compare two large frequency tables, with sensitivity to possible rare and weak differences. *The Annals of Statistics*, 50(3):1447–1472, 2022.
- [Efr12] Bradley Efron. *Large-scale inference: empirical Bayes methods for estimation, testing, and prediction*, volume 1. Cambridge University Press, 2012.
- [Els23] Holly Else. Abstracts written by chatgpt fool scientists. *Nature*, 613(7944):423, 1 2023.
- [GL03] Robert M Gray and Tamás Linder. Mismatch in high-rate entropy-constrained vector quantization. *IEEE Transactions on Information Theory*, 49(5):1204–1217, 2003.
- [Gra11] Robert M Gray. *Entropy and information theory*. Springer Science & Business Media, 2011.
- [HJ08] Peter Hall and Jiashun Jin. Properties of higher criticism under strong dependence. *The Annals of Statistics*, 36(1):381–402, 2008.
- [HJ10] Peter Hall and Jiashun Jin. Innovated higher criticism for detecting sparse signals in correlated noise. *The Annals of Statistics*, 38(3):1686–1732, 2010.
- [Ing93] Yuri I Ingster. Asymptotically minimax hypothesis testing for nonparametric alternatives. i, ii, iii. *Math. Methods Statist*, 2(2):85–114, 1993.
- [JBA⁺23] Mojan Javaheripi, Sébastien Bubeck, Marah Abdin, Jyoti Aneja, Sébastien Bubeck, Caio César Teodoro Mendes, Weizhu Chen, Allie Del Giorno, Ronen Eldan, Sivakanth Gopi, et al. Phi-2: The surprising power of small language models. *Microsoft Research Blog*, 2023.
- [JHN23] Maurice Jakesch, Jeffrey T Hancock, and Mor Naaman. Human heuristics for AI-generated language are flawed. *Proceedings of the National Academy of Sciences*, 120(11):e2208839120, 2023.
- [Jin03] Jiashun Jin. *Detecting and estimating sparse mixtures*. PhD thesis, Stanford University, 2003.

- [Jin09] Jiashun Jin. Impossibility of successful classification when useful features are rare and weak. *Proceedings of the National Academy of Sciences*, 106(22):8859–8864, 2009.
- [JK16] Jiashun Jin and Zheng Tracy Ke. Rare and weak effects in large-scale inference: methods and phase diagrams. *Statistica Sinica*, pages 1–34, 2016.
- [JM23] Daniel Jurafsky and James H. Martin. Speech and language processing, 2023. third edition draft.
- [Juo08] Patrick Juola. Authorship attribution. *Foundations and Trends® in Information Retrieval*, 1(3):233–334, 2008.
- [KAAL23] Jan Hendrik Kirchner, Lama Ahmad, Scott Aaronson, and Jan Leike. New AI classifier for indicating AI-written text, 2023.
- [Ke16] Zheng Tracy Ke. Detecting rare and weak spikes in large covariance matrices. *arXiv preprint arXiv:1609.00883*, 2016.
- [Kip24a] Alon Kipnis. Language model text detection and information projection, 2024. in preparation.
- [Kip24b] Alon Kipnis. Unification of rare and weak detection models using moderate deviation analysis and log-chisquared p-values. *Statistica Sinica*, 2024. to appear.
- [KSK⁺23] Kalpesh Krishna, Yixiao Song, Marzena Karpinska, John Wieting, and Mohit Iyyer. Paraphrasing evades detectors of ai-generated text, but retrieval is an effective defense. *arXiv preprint arXiv:2303.13408*, 2023.
- [KSS77] AB Katok, Ya G Sinai, and AM Stepin. Theory of dynamical systems and general transformation groups with invariant measure. *Journal of Soviet Mathematics*, 7(6):974–1065, 1977.
- [KTS⁺18] Mike Kestemont, Michael Tschuggnall, Efstathios Stamatatos, Walter Daelemans, Günther Specht, Benno Stein, and Martin Potthast. Overview of the author identification task at pan-2018: cross-domain authorship attribution and style change detection. In *Working Notes Papers of the CLEF 2018 Evaluation Labs. Avignon, France, September 10-14, 2018/Cappellato, Linda [edit.]; et al.*, pages 1–25, 2018.
- [LIZ⁺24] Weixin Liang, Zachary Izzo, Yaohui Zhang, Haley Lepp, Hancheng Cao, Xuandong Zhao, Lingjiao Chen, Haotian Ye, Sheng Liu, Zhi Huang, Daniel A. McFarland, and James Y. Zou. Monitoring ai-modified content at scale: A case study on the impact of chatgpt on ai conference peer reviews, 2024.
- [MF98] Neri Merhav and Meir Feder. Universal prediction. *IEEE Transactions on Information Theory*, 44(6):2124–2147, 1998.

- [MLK⁺23] Eric Mitchell, Yoonho Lee, Alexander Khazatsky, Christopher D Manning, and Chelsea Finn. Detectgpt: Zero-shot machine-generated text detection using probability curvature. *arXiv preprint arXiv:2301.11305*, 2023.
- [MNS16] Amit Moscovich, Boaz Nadler, and Clifford Spiegelman. On the exact berk-jones statistics and their p -value calculation. *Electronic Journal of Statistics*, 10(2):2329–2354, 2016.
- [MPL15] Rajarshi Mukherjee, Natesh S Pillai, and Xihong Lin. Hypothesis testing for high-dimensional sparse binary regression. *Annals of Statistics*, 43(1):352, 2015.
- [MSS23] Lorenz Mindner, Tim Schlippe, and Kristina Schaaff. Classification of human-and ai-generated texts: Investigating features for chatgpt. *arXiv preprint arXiv:2308.05341*, 2023.
- [MW12] Frederick Mosteller and David L Wallace. *Applied Bayesian and classical inference: the case of the Federalist papers*. Springer Science & Business Media, 2012.
- [Nic23] Nicolai Thorner Sivesind. Chatgpt-generated-abstracts, 2023.
- [NSF⁺17] Tempestt Neal, Kalaivani Sundararajan, Aneez Fatima, Yiming Yan, Yingfei Xiang, and Damon Woodard. Surveying stylometry techniques and applications. *ACM Computing Surveys (CSuR)*, 50(6):1–36, 2017.
- [OMC⁺23] Yonatan Oren, Nicole Meister, Niladri Chatterji, Faisal Ladhak, and Tatsunori B Hashimoto. Proving test set contamination in black box language models. *arXiv preprint arXiv:2310.17623*, 2023.
- [Ope22] OpenAI. ChatGPT: Optimizing language models for dialogue, 2022.
- [RJ⁺12] G Rupert Jr et al. *Simultaneous statistical inference*. Springer Science & Business Media, 2012.
- [RWC⁺19] Alec Radford, Jeffrey Wu, Rewon Child, David Luan, Dario Amodei, Ilya Sutskever, et al. Language models are unsupervised multitask learners. *OpenAI blog*, 1(8):9, 2019.
- [Sha48] Claude E Shannon. A mathematical theory of communication. *The Bell system technical journal*, 27(3):379–423, 1948.
- [Sha51] Claude E Shannon. Prediction and entropy of printed english. *Bell system technical journal*, 30(1):50–64, 1951.
- [Sta09] Efstathios Stamatatos. A survey of modern authorship attribution methods. *Journal of the American Society for information Science and Technology*, 60(3):538–556, 2009.
- [SW22] Chris Stokel-Walker. Ai bot chatgpt writes smart essays-should academics worry? *Nature*, 2022.

- [TLI⁺23] Hugo Touvron, Thibaut Lavril, Gautier Izacard, Xavier Martinet, Marie-Anne Lachaux, Timothée Lacroix, Baptiste Rozière, Naman Goyal, Eric Hambro, Faisal Azhar, et al. Llama: Open and efficient foundation language models. *arXiv preprint arXiv:2302.13971*, 2023.
- [Wal13] Guenther Walther. The average likelihood ratio for large-scale multiple testing and detecting sparse mixtures. In *From Probability to Statistics and Back: High-Dimensional Models and Processes—A Festschrift in Honor of Jon A. Wellner*, pages 317–326. Institute of Mathematical Statistics, 2013.
- [WWANB⁺23] Debora Weber-Wulff, Alla Anohina-Naumeca, Sonja Bjelobaba, Tomáš Foltýnek, Jean Guerrero-Dib, Olumide Popoola, Petr Sigut, and Lorna Waddington. Testing of detection tools for ai-generated text. *International Journal for Educational Integrity*, 19(1):26, 2023.
- [ZHR⁺19] Rowan Zellers, Ari Holtzman, Hannah Rashkin, Yonatan Bisk, Ali Farhadi, Franziska Roesner, and Yejin Choi. Defending against neural fake news. *Advances in neural information processing systems*, 32, 2019.
- [ZJ23] Wanwan Zheng and Mingzhe Jin. A review on authorship attribution in text mining. *Wiley Interdisciplinary Reviews: Computational Statistics*, 15(2):e1584, 2023.

Acknowledgments

The author would like to thank David Donoho for helpful discussions regarding the problem formulation, Mira Kipnis for creating and editing ChatGPT articles, Boaz Zimmler for helping select the models for perplexity detection, and Adam Vinestock and Omer Wachman for studying the perplexity detector with different context policies.