

Separating the Human Touch from AI-Generated Text using Higher Criticism: An Information-Theoretic Approach

Alon Kipnis

August 25, 2023

Abstract

We propose a method to determine whether a given article was entirely written by a generative language model versus an alternative situation in which the article includes some significant edits by a different author, possibly a human. Our process involves many perplexity tests for the origin of individual sentences or other text atoms, combining these multiple tests using Higher Criticism (HC). As a by-product, the method identifies parts suspected to be edited. The method is motivated by the convergence of the log-perplexity to the cross-entropy rate and by a statistical model for edited text saying that sentences are mostly generated by the language model, except perhaps for a few sentences that might have originated via a different mechanism. We demonstrate the effectiveness of our method using real data and analyze the factors affecting its success. This analysis raises several interesting open challenges whose resolution may improve the method's effectiveness.

1 Introduction

Suppose that an article that was written by a generative language model (GLM) such as ChatGPT undergoes relatively minor changes. For example, a human editor adds, removes, or rephrases certain sentences as seen in Figure 1. The purpose of this work is to propose a method for detecting the presence of edits and as much as possible identify those parts that were edited. We interpret the concept "written by a GLM" in a relatively broad sense. The pre-edited article is the combination of a series of GLM outputs produced in different contexts, e.g., in response to different prompts or instructions. The situation above might arise when a human editor wishes to improve the GLM text or to hide the fact that the GLM was involved in the writing process altogether.

Throughout, we consider sentences as an atomic text unit that might undergo an edit. The term sentences may be understood in a broader context as text atoms that may individually contain some indication when edited.

1.1 Background

The recent advancements in the capabilities of GLM to produce human-like text [RWC⁺19, ZHR⁺19, Ope22, Ope23] suggest that the problem at hand is quite challenging. For

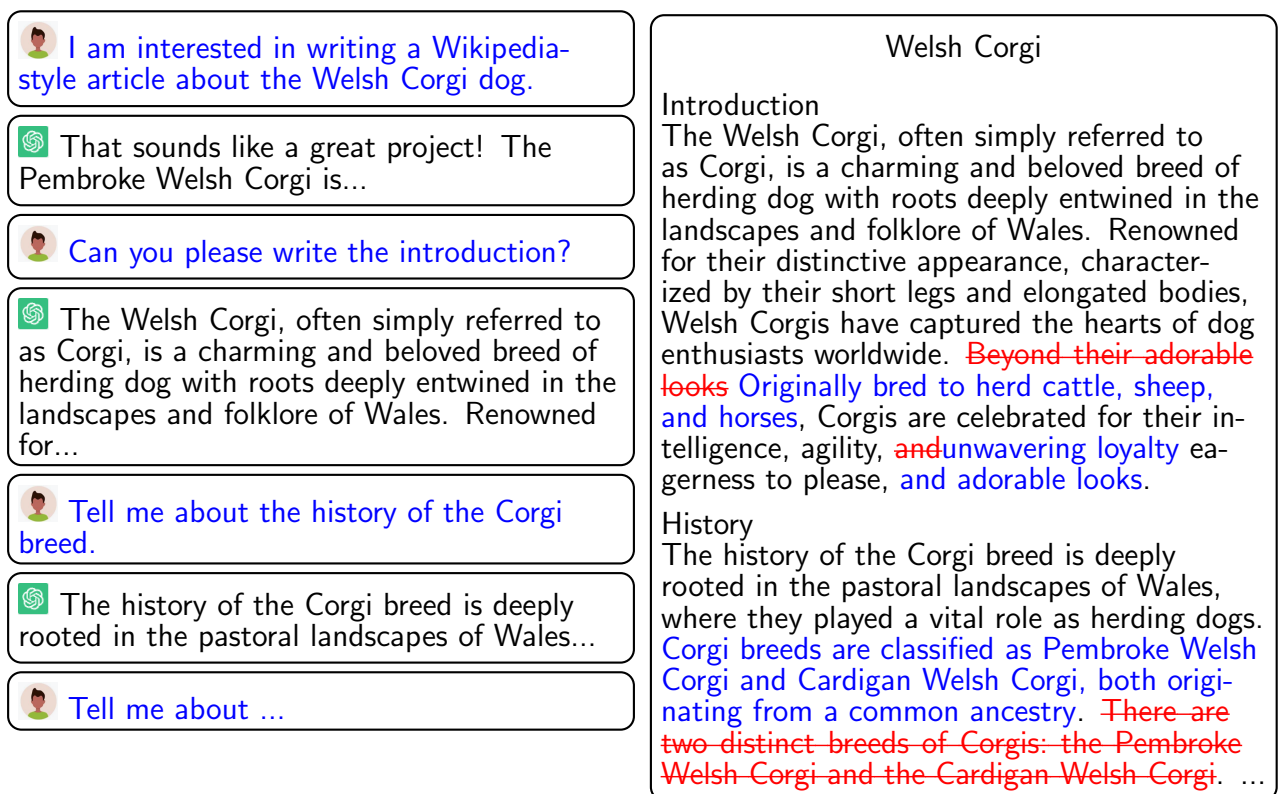


Figure 1: The GLM ChatGPT is prompted to generate sections of a Wikipedia-style article titled the **Welsh Corgi** (dog breed). The composition of the generated text with section titles leads to a so-called machine-generated article. The human editor alters the machine-generated article in some places – 15 out of 95 sentences in this example.

example, GLM texts seem to evade many detection methods, e.g., by paraphrasing individual sentences [SKB⁺23, JHN23, KSK⁺23]. Existing detectors usually focus on indicating the presence of text written by a GLM within a document mostly written by a human [KSK⁺23]. Nevertheless, the large number of degrees of freedom in text data suggests that it would be impossible to attain a statistically powerful detection procedure unless the null and alternative classes are relatively restricted [Jan00]. Indeed, the impossibility result of [Jan00] appears to provide a relevant explanation to the challenges reported in recent works about discriminating machine- from human-written text [NSM23, SKB⁺23, KSK⁺23, LYM⁺23]. In contrast, in this paper, we focus on a restricted alternative class: GLM-written documents that have gone through some relatively small edits as illustrated in Figure 1.

It appears that the signal discriminating these two classes is concentrated in a small and apriori unknown subset of the sentences, hence a statistic that is sensitive to rare (sparse) effects seems promising in this application. This is the motivation for using a discriminator that relies on the Higher Criticism (HC) statistics, which is well-known to have optimality properties in such situations [DJ04, HJ08, DJ15, Kip23].

| sentence | lppt | lppt P-value |
|---|-------|-----------------|
| The Welsh Corgi, often simply... | 2.765 | 0.212 |
| Renowned for their distinctive... | 2.864 | 0.2424 |
| Originally bred to herd cattle,... | 2.484 | 0.649 |
| This article delves into the... | 3.005 | 0.4904 |
| ⋮ | ⋮ | ⋮ |
| Overall, Welsh Corgis have become... | 2.456 | 0.4594 |
| They have surpassed their humble... | 3.906 | 0.1057 |
| Their unique combination of historical... | 3.284 | 0.0779 |

Figure 2: The detection procedure is based on testing individual sentences and combining the results using Higher Criticism. Left (table): Individual sentences, their log-perplexity (LPPT) values, and their associated P-values. Non-ChatGPT sentences are in blue. Right: The HC score is compared to its null value. Here LPPT is with respect to the language model GPT2-x1 and the P-value is with respect to sentences from Wikipedia-style articles written by ChatGPT. Sentences shorter than 10 tokens are excluded from the process.

1.2 Contributions

We propose a method to detect the presence of edits in mostly GLM-written text. Our method involves two main procedures:

- (i) Testing the authorship of individual sentences with respect to the candidate GLM using a perplexity detector.
- (ii) Combining the multiple tests to a global test of significance against the null hypothesis using HC that the text was entirely written by the GLM.

These are illustrated in Figure 2. In addition to discriminating the two classes, the method also reports on a set of sentences suspected to be those not generated by the GLM based on the so-called HC threshold [DJ09].

In practice, the method appears to perform well in some realistic scenarios encompassing several text domains. As we explain in this paper, the method is well-motivated from an information-theoretic perspective in the sense that each of the steps above has optimality properties under a certain text-generating model. The gaps between this model and realistic situations drive a series of open challenges whose resolution likely improves the method’s utility.

1.3 Paper Organization

We introduce the method in Section 2. In Section 4 we provide an information-theoretic analysis of the method’s components. In Section 3 we report on empirical results. We discuss several generalizations and open challenges in Section 5.

2 Method Description

In this section, we describe the method and explain its components. In this description and throughout the paper, it is useful to distinguish between two types of language models based on the output they provide.

- (i) (casual, predictive) Language Model (LM): provides a probability distribution over a dictionary of tokens conditioned on an input context. We typically denote such a model by P .
- (ii) Generative Language Model (GLM): produces sequences of tokens in response to a context input. We typically denote such a model by G_0 .

Our method uses an LM for inference on texts generated by a specific GLM. The purpose of the distinction above is that in many situations we have no access to the individual token probabilities of the GLM or its state. For example, the LM is a pre-trained publicly available large language model like GPT2-x1 while GLM is a propriety language model like ChatGPT .

2.1 Testing individual sentences

We think about a sentence S as a sequence $t_{1:|S|} = (t_1, \dots, t_{|S|})$ of tokens from a finite dictionary. Given a LM P , the (normalized) log perplexity (LPPT) of S with respect to

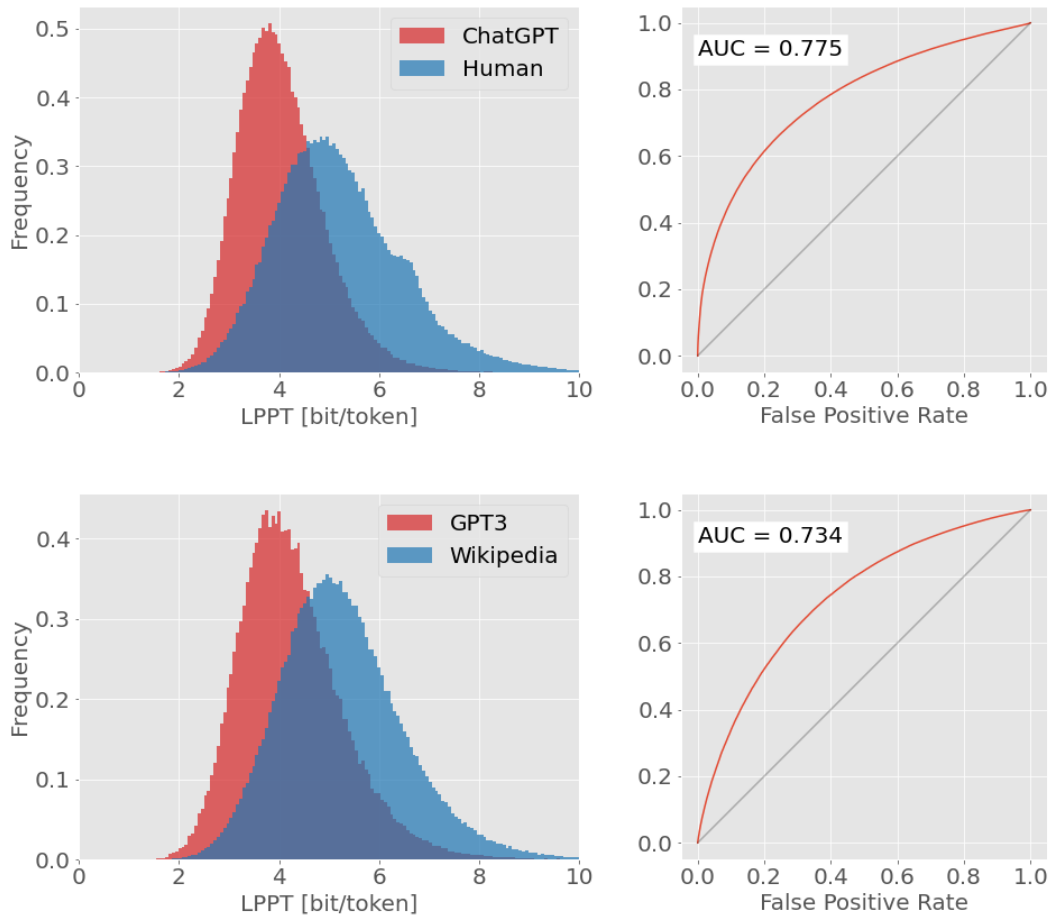


Figure 3: Discriminating individual sentences written either by a machine or a human using the LPPT statistic (1). We evaluated LPPT with respect to the language model GPT2-x1 (1.5 billion parameters). Left: histogram by class of log-perplexity (LPPT) of sentences from the dataset News Articles [Sar23] (top) and Wikipedia Introductions [Aad23] (bottom). Right: the receiver operating characteristic (ROC) of a test based on the LPPT. The area under the ROC curve (AUC) is indicated.

P is

$$\text{lppt}(S; P) := -\frac{1}{|S|} \sum_{i=1}^{|S|} \log P(t_i | t_{1:i-1}) \quad (1)$$

(in (1) and throughout we use the notation $t_{1:0} = \emptyset$.) In information theory and machine learning, the LPPT is usually known as the log-loss of S under P or the self-information of P evaluated at [MF98].

An empirical result illustrated in Figure 3 says that under a specific P , sentences written by a particular GLM tend to have lower values of $\text{lppt}(S; P)$ than sentences on similar topics written by humans. This observation justifies the use of a LPPT test to detect the authorship of individual sentences, i.e. testing against the null

$$H_0(S) : \text{“sentence } S \text{ was written by the GLM”}. \quad (2)$$

The right side of Figure 3 illustrates the receiver operating characteristic (ROC) curves of the LPPT test against the null (2) under different datasets.

Given a document partitioned into sentences $D = (S_1, \dots, S_n)$, we summarize the evidence against $H_0(S_i)$ using the P-value p_i . Namely,

$$p_i := \Pr_{S \sim G_0} [S \geq \text{lppt}(S_i; P)]. \quad (3)$$

The evaluation of p_i requires the distribution of $\text{lppt}(S; P)$ for $S \sim G_0$, represented by the blue histograms in Figure 3. This distribution is affected by the sentence’s length, hence we adjust for this length when evaluating the the P-values in a way we explain below in Section 2.4. The table in Figure 2 shows examples of LPPT and the corresponding length-adjusted P-values of several sentences from the example in Figure 1.

We note that the non-trivial power of the LPPT detector observed in Figure 3 suggests that for long enough documents from this domain, it is possible to reliably separate between the class of documents written entirely by the GLM ChatGPT and the class of documents written entirely by humans. Indeed, consider a simple model in which a document is generated by independently sampling sentences from one of the distributions represented by the histograms in Figure 3 and use the likelihood ratio test of the LPPTs of individual sentences. By the Chernoff–Stein Lemma [CT06], for any fixed Type I error probability, the probability of a Type II error (incorrectly reporting that the document belongs to the non-GLM) decreases exponentially in the number of sentences (with the number of sentences at a rate equal to the relative entropy between the distributions). This note emphasizes that the problem that we are addressing – separating the class of documents written by the GLM from the class of documents that contain mostly GLM-written text with some non-GLM edits – is much more challenging.

2.2 Global testing using Higher Criticism

We combine the per-sentence P-values p_1, \dots, p_n obtained in (3) to a single index of discrepancy between the text and the model using Higher Criticism (HC) [DJ04, DJ08, DJ15].

Given a set of P-values p_1, \dots, p_n , we define their HC statistic as

$$\text{HC}(p_1, \dots, p_n) := \max_{1 \leq j \leq n} \text{HC}_j, \quad \text{HC}_j := \sqrt{n} \frac{\frac{j}{n} - p^{(j)}}{\sqrt{\frac{j}{n} (1 - \frac{j}{n})}}. \quad (4)$$

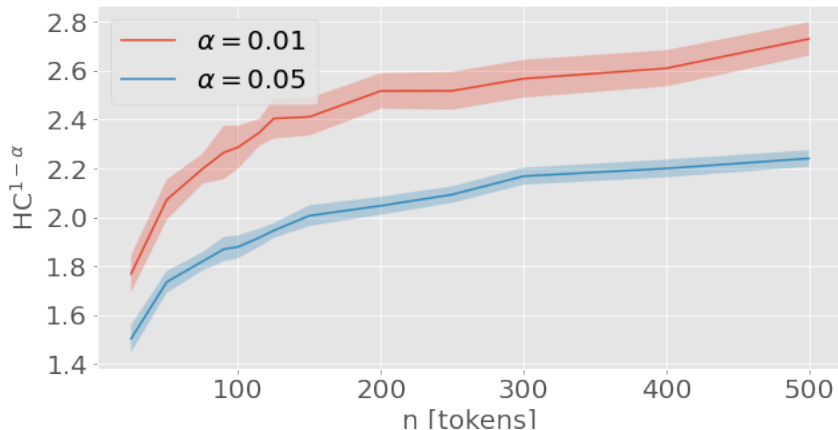


Figure 4: Simulated critical values for a test of significance level α based on Higher Criticism of n P-values. The number of samples in each configuration is 10,000. Bootstrapped 0.95 confidence intervals are indicated.

Here $p_{(1)} \leq \dots \leq p_{(n)}$ are the order statistics of the P-values and $\gamma_0 \in (0, 1)$ is a tunable parameter that limits the range of P-values involved that usually has no effect on the large sample behavior of HC (in this paper we use $\gamma_0 = 0.4$). HC is known to be sensitive to departures in a small and unknown set of P-values from their uniform distribution. Consequently, HC is useful as an index of discrepancy between the classes, indicating that the document was edited for large values of HC. This property leads to a binary classifier whose threshold (`thr` in Figure 2) can be calibrated, e.g., by a held-out dataset.

Additionally, we can use HC as level α -test against the global null

$$H_0 = \bigcap_{S \in D} H_0(S) = \text{“The document was written entirely by } G_0\text{”}. \quad (5)$$

Specifically, denote by $HC^{1-\alpha}$ the $1-\alpha$ quantile of HC under H_0 and reject if $HC > HC^{1-\alpha}$. When the P-values are independent and uniformly distributed under H_0 , the asymptotic distribution of HC under H_0 follows that of a maximum Brownian bridge, while it is stochastically smaller in finite samples [DJ04]. For this reason, it is common to simulate critical values for a test based on HC for specific sample sizes. In Figure 4 we report on such values and their bootstrapped standard errors for several sample sizes and two significant levels.

The independence assumption on the P-values may be unreasonable in many cases. It is known that HC is relatively unaffected when the P-values experience a form of short-term dependency as expected among sentences [DH09], while it may experience a reduction in power under long-term dependency [HJ08]. For this reason, if possible, we recommend estimating $HC^{1-\alpha}$ based on complete documents from the null class to improve the test’s power.

2.3 Identifying edited sentences

When the HC test rejects H_0 , the set

$$I^* := \{i : p_i \leq p_{j^*}\}, \quad j^* := \arg \max_{1 \leq j \leq n\gamma_0} HC_j, \quad (6)$$

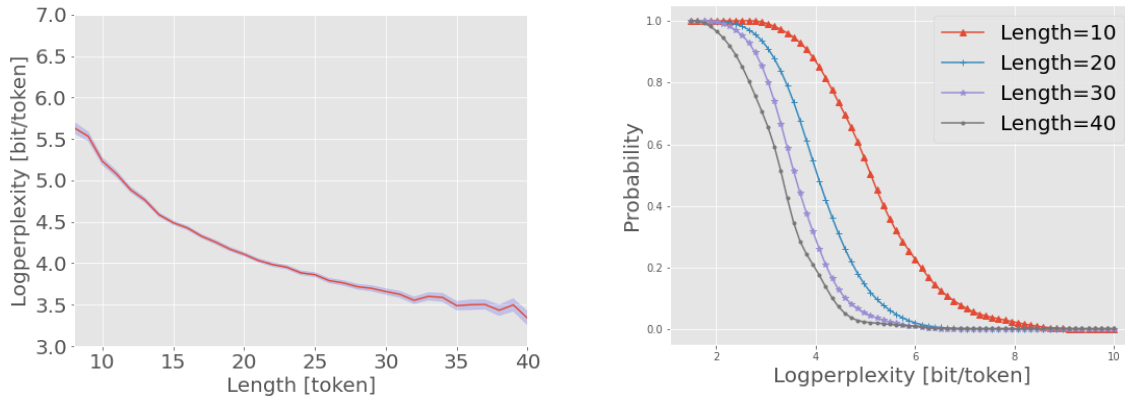


Figure 5: Adjusting the perplexity test for the number of tokens in the sentence. Left: averaged log-perplexity versus sentence length. The shaded area indicates standard error. Right: fitted log-perplexity survival functions for several lengths. Based on 40,000 samples from the dataset `Wikipedia Introductions` [Aad23] [Aad23].

corresponds to P-values thought to provide the best evidence against H_0 . This set is known to have interesting optimality properties in the context of feature selection for binary [DJ09] classification. We use this set to indicate sentences that we suspect may not be written by the GLM; we may also want to examine the authorship of these sentences manually or using other means that do not necessarily rely on the perplexity.

The full procedure is summarized in Algorithm 1 and illustrated in Figure 2. Table 1 shows sentences included in I^* from the article generated in the example in Figure 1.

Algorithm 1 Test whether a document D was written by the language model G_0 , with sensitivity to a few edited sentences alternative.

Input: language model P ; document $D = (S_1, \dots, S_n)$; survival function $\bar{F}_{G_0;P}$ of the LPPT of sentences from G_0 under P ; threshold thr (e.g, $\text{thr} = \text{HC}_0^{1-\alpha}$)

Step I: Testing individual sentences:

for $S_i \in D = (S_1, \dots, S_n)$ **do**

$l_i \leftarrow \text{lppt}(S_i; P)$

$p_i \leftarrow \bar{F}_{G_0;P}(l_i)$

Step II: Global testing using HC:

if $\text{HC}(p_1, \dots, p_n) > \text{thr}$, **then**

 reject H_0

 report sentences $\leftarrow \{S_i, : p_i \leq p_{i^*}\}$ as suspected edits

else

 do not reject H_0

2.4 Refinements

2.4.1 Adjusting for sentence’s length

Tokens appearing later on in the sentence tend to be more reliably predicted than tokens at the beginning, a phenomenon observed in [Sha51]. Consequently, the average perplexity tends to be smaller for longer sentences; this is illustrated in Figure 5. Consequently,

| sentences in I^* | LPPT P-value |
|--|--------------|
| Despite their herding heritage gradually diminishing,... | 0.0113 |
| Corgi-themed fundraisers and charity events have... | 0.0211 |
| Legend has it that the fairies... | 0.0346 |
| <i>It is believed that the Cardigan...</i> | 0.0400 |
| From their origin as indispensable herding... | 0.0417 |
| Cardigan Corgis were also adept herding... | 0.0435 |
| Their unique combination of historical significance,... | 0.0779 |
| <i>They have appeared in several animated...</i> | 0.0820 |
| <i>They have surpassed their humble origins...</i> | 0.1057 |
| ⋮ | ⋮ |
| They excelled at driving cattle and... | 0.1770 |
| Today, Welsh Corgis, especially the Pembroke,... | 0.1851 |
| Mascots and Symbols: In some regions,... | 0.1883 |
| Here are some ways in which... | 0.1942 |
| <i>The breeds are named for the...</i> | 0.2065 |
| <i>A Welsh Corgi appeared with Queen...</i> | 0.2114 |
| The Welsh Corgi, often simply referred... | 0.2120 |

Table 1: Sentences from the article `Welsh Corgi` (see Figures 1 and 2) found by the HC threshold as suspicious to be not written by ChatGPT. Actual non-ChatGPT sentences are in blue. We emphasize that the inclusion of a sentence in this set is based on the *global* HC threshold in (6) and not on the individual significance of the sentence’s LPPT P-value.

we can attain better sensitivity of the perplexity test by comparing the LPPT of the i -th sentence S_i to the distribution of LPPT of sentences produced by G_0 with the same length as S_i . Formally, this means replacing the test (3) with

$$\tilde{p}_i := \Pr_{S \sim G_0} [S \geq \text{lppt}(S_i; P) \mid |S| = |S_i|],$$

and thus the survival function \bar{F}_{P, G_0} in Algorithm 1 receives two parameters: the LPPT of S_i and its number of tokens $|S_i|$. In practice, we estimate \bar{F}_{P, G_0} for every possible number of tokens. The error bars in Figure 5 indicate the error in this estimation in the dataset `Wikipedia Introductions` [Aad23], which appears to be small. When the number of data points for calibration is somewhat scarce, a curve-fitting estimate is useful since \bar{F}_{P, G_0} appears to vary smoothly with the number of tokens.

Another related factor that may affect the perplexity is the sentence’s location within the document. For example, the first sentence in every paragraph appears to have higher perplexity than subsequent sentences. We leave the adjustment of our method to this factor as future work.

2.4.2 Ignoring short sentences

Our experience shows that the perplexity detector is ineffective for short sentences of about 10 tokens or fewer. Consequently, we excluded such sentences from the process and did not evaluate their P-values.

3 Empirical Results

In this section, we report on the results of testing our method on real data. We tried several publicly available LMs for P in Algorithm 1, including GPT2 (124M and 1.5B) [RWC⁺19], Falcon (7B parameters) [AAA⁺23], Llama (13B parameters) [TLI⁺23]. We only report on results with the 1.5B parameter version of GPT2 denoted GPT2-x1 since this model attained the largest area under the ROC curve in the binary detection problem of individual sentences for all datasets we considered.

3.1 Large-scale evaluations with simulated edits

We first evaluate the effectiveness of the method using a synthetic dataset of articles of mixed authorship of machine and non-machine. Each article is obtained by concatenating small articles to match the prescribed long article length, truncating excess sentences beyond this length. Each small article was generated by randomly and independently sampling sentences from the machine-generated article and inserting those into the non-machine-generated article at a random location. We denote by ϵ the average mixing proportion, i.e. the expected number of non-GLM sentences in a document over the total number of sentences in that document. Since both articles share the same topic, the mixed article is typically coherent in content hence it is quite challenging to conclude whether the article contains any non-GLM sentences, especially when ϵ is relatively small. As raw data for mixing, we use the three datasets listed below in which every entry has two articles under the same title, one written entirely by a GLM and one written by a human or several humans.

- **Wikipedia Introductions** [Aad23]. Each entry corresponds to a Wikipedia article. The dataset contains the several first sentences of the Introduction of this article as non-machine text and text generated by GPT3.5 in response to a relevant prompt as machine-generated text. We removed from this dataset the entries in which the GLM text is shorter than 15 sentences.
- **News Articles** [Sar23]. Each entry contains a news article, its highlights as provided by human annotators, and an article generated by ChatGPT from this article’s highlights. We removed from this dataset the entries in which the GLM text is shorter than 15 sentences.
- **Research Abstracts** [Nic23]. Each entry contains the abstract of a scientific research paper and text produced by GPT3.5 in response to a prompt requesting a paragraph of text with similar properties.

We report the results of applying the method on synthetic data in Table 2. This table shows that our method has non-trivial power even for an editing rate of 10% of the sentences for articles as small as 50 sentences. The power generally increases with the editing rate and the length of the article.

3.2 Realistic edited documents

In Table 3 we report on the results of applying our method to 8 articles that were created via the following process: we initially asked ChatGPT¹ to help us write a Wikipedia-style

¹Via the web interface <https://chat.openai.com/>; throughout April 2023.

| ϵ | number of sentences | Dataset | Power (SE) at $\alpha = 0.05$ | ϵ | number of sentences | Dataset | Power (SE) at $\alpha = 0.05$ |
|------------|---------------------|-----------|-------------------------------|------------|---------------------|-----------|-------------------------------|
| 0.1 | 50 | abstracts | 0.24 (0.01) | 0.2 | 50 | abstracts | 0.49 (0.02) |
| 0.1 | 50 | news | 0.25 (0.01) | 0.2 | 50 | news | 0.37 (0.01) |
| 0.1 | 50 | wiki | 0.34 (0.02) | 0.2 | 50 | wiki | 0.54 (0.02) |
| 0.1 | 100 | abstracts | 0.34 (0.02) | 0.2 | 100 | abstracts | 0.66 (0.02) |
| 0.1 | 100 | news | 0.35 (0.01) | 0.2 | 100 | news | 0.52 (0.01) |
| 0.1 | 100 | wiki | 0.49 (0.02) | 0.2 | 100 | wiki | 0.74 (0.02) |
| 0.1 | 200 | abstracts | 0.48 (0.03) | 0.2 | 200 | abstracts | 0.81 (0.02) |
| 0.1 | 200 | news | 0.47 (0.02) | 0.2 | 200 | news | 0.7 (0.02) |
| 0.1 | 200 | wiki | 0.66 (0.03) | 0.2 | 200 | wiki | 0.89 (0.02) |

Table 2: Accuracy and power of the method in detecting simulated edits. Each document may contain several smaller articles merged to attain the required minimum number of sentences. Each article contains mostly sentences written by a GLM except an ϵ fraction (on average) of the sentences which are of a different source. Each iteration uses a random sample of 50% of the sentences in the machine text as training data to characterize the null behavior. We experimented with three datasets, two mixing ratios, and three minimal document lengths. In all datasets, the power of our method generally increases with the number of sentences and the fraction of non-GLM sentences.

| title | length (sentences) | edit proportion | HC | P-value | HC (pre-edit) | P-value (pre-edit) |
|--------------------|--------------------|-----------------|----------|-----------------|---------------|--------------------|
| Dimtri Mendeleev | 90 | 0.155340 | 2.955169 | 0.000171 | -1.549466 | 0.989086 |
| American Civil War | 324 | 0.059490 | 0.644052 | 0.794610 | -1.608293 | 0.997794 |
| Pablo Picasso | 243 | 0.159851 | 8.005139 | 0.000100 | 0.056925 | 0.935740 |
| Armenia | 207 | 0.119469 | 4.069365 | 0.000100 | -0.579203 | 0.989609 |
| Welsh Corgi | 81 | 0.147368 | 2.910857 | 0.000144 | 1.746138 | 0.064552 |
| Salvador Dali | 227 | 0.070039 | 3.621298 | 0.000095 | 0.689925 | 0.750325 |
| David Bowie | 74 | 0.144578 | 3.080935 | 0.000093 | -1.446540 | 0.987260 |
| Marie Curie | 83 | 0.195652 | 0.544324 | 0.745235 | -0.540352 | 0.968666 |

Table 3: Detecting a few human edits in Wikipedia-style articles written by ChatGPT . The table shows the value of the HC statistic (4) and the P-value of the HC test based on simulated values as in Figure 4; P-values of HC tests that are significant at level $\alpha = 0.05$ are in bold. Also shown is the fraction of edited sentence ϵ in every document, the value of the HC statistics on the document before it has been edited, and the precision and recall of sentences provided by the HC threshold (6).

article about the particular topic, iteratively prompting it to fill sections based on real section titles in the Wikipedia article. We used all the text written by ChatGPT and the real section subtitles to form a coherent article which we denote as the pre-edited ChatGPT article. Next, we asked a human editor to go over the text and modify it by adding, rephrasing, or removing entire sentences. We applied our method both to the edited and non-edited articles, where we used sentences from additional articles created

in a similar manner to characterize $\bar{F}_{G_0, P}$.

The results in Table 3 show that all edited articles have larger HC values compared to their non-edited version. We also report on the P-values associated with these HC values under the null of uniformly distributed P-values obtained in a way explained in Figure 4. Out of 8 articles we created, 6 have HC values that are significantly large at the level 0.05, while none of the pre-edited articles has a P-value that is significant at that level. We note that although this observation supports the effectiveness of the method, a much larger sample of articles is needed to verify that a test based on these P-values is indeed of the size prescribed due to possible violations of the independent sentences model (5).

4 Information-Theoretic Analysis

In this section, we explain the optimality of HC under a simple generative model of text editing and discuss the factors affecting the power of the perplexity test.

4.1 Optimality of the Higher Criticism test

A simple mixture model for the generation of an edited document proposes that most sentences are written independently by a GLM G_0 , except perhaps a few sentences that are generated by a different mechanism associated with the editor that we denote here by G_1 . Importantly, we do not know in advance which sentences were written by each model. Let ϵ denote the expected number of edited sentences, and let L_j be the distribution of $\text{lppt}(S; P)$ under $S \sim G_j$, for $j \in \{0, 1\}$. The setting described above induces a mixture model for the log perplexity

$$\begin{aligned} H_0 &: \text{lppt}(S_i; P) \stackrel{\text{iid}}{\sim} L_0, & i = 1, \dots, n, \\ H_1 &: \text{lppt}(S_i; P) \stackrel{\text{iid}}{\sim} (1 - \epsilon) \cdot L_0 + \epsilon \cdot L_1, & i = 1, \dots, n. \end{aligned} \quad (7)$$

Likewise, we have a mixture model for the P-values in (3):

$$H_0 : p_i \stackrel{\text{iid}}{\sim} \text{Unif}(0, 1), \quad i = 1, \dots, n, \quad (8a)$$

$$H_1 : p_i \stackrel{\text{iid}}{\sim} (1 - \epsilon) \cdot \text{Unif}(0, 1) + \epsilon \cdot Q_i, \quad i = 1, \dots, n, \quad (8b)$$

where here Q_i is a sub-uniform distribution that describes the non-null behavior of the P-values (3). The optimality of HC for mixture model of the form (7) and (8) have been studied in several contexts [DJ04, Jin03, HJ08, CW14, ACW15, MPL15, JK16, DK22, Kip23]. In particular, when the mixture parameter is calibrated to n as $\epsilon = n^{-\beta}$, for some $\beta \in (1/2, 1)$, and the effect size in Q_i is moderately large, a test based on HC of p_1, \dots, p_n attains the information-theoretic limit of detection in (8) when $n \rightarrow \infty$ [Kip23]. Namely, in a configuration of the calibrating parameters in which there exists a test of asymptotically non-trivial power, there exists a test based on HC that is asymptotically powerful in the sense that its power tends to one while its size tends to zero.

The works of [DH09, HJ08, HJ10] extended the optimality properties of HC to some situations of non-independent individual effects, unlike in the model (8). One relevant conclusion from these works is that HC is relatively unaffected when the P-values experience a form of short-term dependency as expected among sentences.

4.2 Optimality properties of the perplexity test

The perplexity test of (3) is the underlying engine of the detection method. The justification for using it is primarily its empirical success in separating the two kinds of texts as shown in Figure 3. In this section, we provide an information-theoretic analysis of the factors affecting the power of the perplexity test.

4.2.1 Language model as an information source and the asymptotic perplexity

Let P_a be a language model. Sampling a sentence $t_{1:n} = (t_1, \dots, t_n)$ from P_a is achieved by causally conditioning each token by previously sampled tokens and an initial context. Namely,

$$t_i \sim P_a(\cdot | t_0, t_{1:i-1}) P_a(t_0), \quad i = 1, \dots, n, \quad (9)$$

for some initial state t_0 that can represent the initial context. We view P_a as an information source in the sense that it defines a stationary distribution over sequences of tokens from a finite alphabet [Sha48]. When P_a is ergodic, the Shannon-McMillan-Brieman theorem says that the entropy rate $\mathcal{H}(P)$ is well-defined by the limit [AC88]

$$\mathcal{H}(P_a) = \lim_{n \rightarrow \infty} \text{lppt}(t_{1:n}; P_a).$$

Furthermore, this limit is independent² of t_0 . In view of Shannon's source coding theorem, we may also define the entropy rate operationally as the minimum number of expected bits per token needed to represent $t_{1:n}$ as $n \rightarrow \infty$ [CK78]. This operational definition is valid even if P_a is not ergodic, provided the expectation is also over the initial state t_0 [Gra89].

More generally, suppose that we evaluate the LPPT with respect to another stationary probability law P_b defined over the same alphabet as P_a . Under some conditions on the laws (P_a, P_b) , the limit of $\text{lppt}(t_{1:n}; P)$ as $n \rightarrow \infty$ exists almost surely and obeys

$$\lim_{n \rightarrow \infty} \text{lppt}(t_{1:n}; P_b) = \mathcal{H}(P_b; P_a) = \mathcal{H}(P_a) + \bar{D}(P_a || P_b), \quad (10)$$

where $\bar{D}(P_a || P_b)$ is the relative entropy rate of P_b to P_a [Gra11, Ch. 7]. The term $\mathcal{H}(P_b; P_a)$ is denoted as the crossentropy rate of P_b under the law P_a . Similarly to the entropy rate, the crossentropy rate also admits an operational definition as the expected number of bits per token used in representing a long sequence from P_a using a binary code that, if applied to long sequences from P_b , would converge to $\mathcal{H}(P_a)$ [COR98, GL03]. A practical lossy compression method that presumably asymptotically attains an expected code length $\mathcal{H}(P_b; P_a)$ is an arithmetic encoder applied to every token with interval partitions based on P_b . An extension of this compression method that was implemented in [IJG19] is known to attain state-of-the-art results on text compression [Mah23].

In the section below, we discuss implications of the asymptotic representation (10) to the power of the LPPT test for testing $H_{0,S}$ versus a simple alternative

$$H_{1,S} : S \sim G_1 \quad (11)$$

for some information source G_1 that represents the effect of editing the sentence S .

²We can extend much of the analysis to a situation where the source is not necessarily ergodic. In this case, the limiting value depends on the initial state [KSS77].

4.2.2 Desirable properties of P

We now treat G_0 and G_1 as determined by “Nature” and seek a good model P to use in the perplexity detector (3) to maximize the power of the perplexity test. As we explain next, under reasonable assumptions the ideal P maximizes the difference

$$\Delta(G_1, G_0; P) := \bar{D}(G_1||P) - \bar{D}(G_0||P), \quad (12)$$

where \bar{D} indicates the relative entropy rate of information sources [Gra11]. We discuss possible implications of (12) in Section 5.2 below.

Let \mathcal{F} denote some scale-location family of unimodal continuous distributions. Consider the following assumptions.

(A1) Under $H_{S,0}$, $\text{lppt}(S; P)$ converges in distribution to a member of \mathcal{F} with mean $\mathcal{H}(P; G_0)$ and scale σ_0 .

(A2) Under $H_{S,1}$, $\text{lppt}(S; P)$ converges in distribution to a member of \mathcal{F} with mean $\mathcal{H}(P; G_1)$ and scale σ_1 .

(A3) The asymptotic scales σ_0 and σ_1 are independent of P .

Recall that

$$\bar{F}_{G_0;P}(x) = \Pr_{S \sim G_0} [\text{lppt}(S; P) \geq x],$$

is a deterministic function of x returning the P-value of the perplexity test (1) under the LM P . Let G_0 and G_1 be two stationary ergodic sources such that $\bar{D}(G_1||G_0)$ exists and is finite. Suppose that \mathcal{P} is a set of stationary ergodic sources such that for any $P \in \mathcal{P}$, the relative entropy rates $\bar{D}(G_1||P)$ and $\bar{D}(G_0||P)$ exist and finite. We have the following claim.

Proposition 0.1. *Assume A1-A3. Suppose that*

$$P^* \in \arg \max_{P \in \mathcal{P}} \Delta(G_1, G_0; P),$$

and $S_n \sim G_1$ of length n . Then

$$\lim_{n \rightarrow \infty} \bar{F}_{G_0;P^*}(\text{lppt}(S_n; P^*)) \leq \lim_{n \rightarrow \infty} \bar{F}_{G_0;P}(\text{lppt}(S_n; P)), \quad P \in \mathcal{P}.$$

In words, Proposition 0.1 says that the smallest P-value (and thus the strongest effect) is obtained when P maximizes the difference $\Delta(G_1, G_0; P)$ over LMs P in \mathcal{P} . In Section 5.2, we explain how this statement may guide the search for an optimal P for the perplexity test (3).

Proof of Proposition 0.1

By A1, we have the asymptotic relation

$$\begin{aligned} \bar{F}_{G_0;P}(x) &= \Pr_{S \sim G_0} \left[\frac{\text{lppt}(S; P) - \mathcal{H}(P; G_0)}{\sigma_0} \geq \frac{x - \mathcal{H}(P; G_0)}{\sigma_0} \right] \\ &= \bar{F}_0 \left(\frac{x - \mathcal{H}(P; G_0)}{\sigma_0} \right) (1 + o(1)), \quad \bar{F}_0(x) = 1 - F_0(x), \end{aligned}$$

where here $o(1)$ represents a sequence tending to zero as $n \rightarrow \infty$. Denote by Z the random variable with distribution $\Pr(Z \leq x) = F_0(x)$. By A2, we have under $H_{S,1}$ the equality in distribution:

$$\text{lppt}(S; P) + o_p(1) \stackrel{D}{=} \mathcal{H}(P; G_1) + \sigma_1 Z,$$

where $o_p(1)$ represents a sequence of random variables that converges in distribution to zero as n tends to infinity. The effect of an edited sentence $S \sim G_1$ is summarized by the P-value (3) obeying

$$\begin{aligned} p(S) &:= \bar{F}_{G_0; P}(\text{lppt}(S; P)) \\ &= \bar{F}_0 \left(\frac{\text{lppt}(S; P) - \mathcal{H}(P; G_0)}{\sigma_0} \right) \\ &\stackrel{D}{=} \bar{F}_0 \left(\frac{\mathcal{H}(P; G_1) - \mathcal{H}(P; G_0)}{\sigma_0} + \frac{\sigma_1}{\sigma_0} Z \right) (1 + o_p(1)). \end{aligned} \quad (13)$$

The relation (13) shows that the effect is influenced by a location shift as well as possible heteroscedasticity, i.e., when $\sigma_1 \neq \sigma_0$. Both factors affect the ability to detect the global null in (7) in several ways [CJJ11, ACH20, Kip23]. Our Assumption A3 simplifies the situation by saying that P only affects the numerator in the location shift term. Because we assume that the distribution represented by $F_0(x)$ is unimodal, we ought to maximize this shift term in order to obtain $p(S)$ as small as possible hence an effect as large as possible. This numerator is given by

$$\mathcal{H}(P; G_1) - \mathcal{H}(P; G_0) = \mathcal{H}(G_1) - \mathcal{H}(G_0) + \bar{D}(G_1||P) - \bar{D}(G_0||P).$$

Only the last two terms depends on P hence the claim follows. \square

The analysis above relies on the properties of the LPPT in the asymptotic of large sentence length. However, the number of tokens in an actual sentence may be too small for observing the limiting behavior (10). In this case, the perplexity detector may be significantly affected by the sentence's context, hence it seems beneficial to incorporate this context. We discuss this point as well as additional open challenges in Section 5.1 below.

5 Open Challenges and Future Work

5.1 Incorporating context

Typically, in practice, a sentence written by a GLM depends on the previous sentence or another context affecting the GLM's state. The effect of the context on the perplexity may be quite significant due to the lack of ergodicity and slow convergence of the LPPT to its limiting value. For this reason, it appears that incorporating a context in the LPPT evaluations may increase the power of the perplexity detector over individual sentences. Specifically, denote the LPPT of a sentence $S = (t_1, \dots, t_{|S|})$ and context C as

$$\text{lppt}(S; C, P) := -\frac{1}{|S|} \sum_{i=1}^{|S|} \log P(t_i | t_{1:i-1}, C). \quad (14)$$

The context C is usually a sequence of tokens, e.g., the sentence preceding S , although it may also take other forms such as the activations of the attention mechanism in transformers-based language models [JM23, Chapter 11].

If the policy by which C is determined is also stationary (e.g., the preceding sentence policy), we can extend much of the analysis in Section 4 to use (14) instead of (1).

5.2 Maximizing the power of the perplexity detector

Our analysis in Section 4 shows that the power of the perplexity detector is proportional to the difference in relative entropy $\Delta(G_1, G_0; P)$ of (12). The information projection principle [CM03, CT06] may provide an interesting viewpoint on the maximization of this difference. Informally, suppose that we search for an ideal P within a set \mathcal{P} of available models. Because GLMs are typically created to mimic human writing, we anticipate that our search space only includes models inferior to the candidate GLM in the sense that

$$\bar{D}(G_1||G_0) \leq \bar{D}(G_1||P), \quad P \in \mathcal{P}. \quad (15)$$

The information projection principle suggests that [CT06, Ch. 11]

$$\bar{D}(G_1||P) \geq \bar{D}(G_1||G_0) + \bar{D}(G_0||P), \quad P \in \mathcal{P},$$

and thus

$$\Delta(G_1, G_0; P) \geq \bar{D}(G_1; G_0), \quad P \in \mathcal{P}.$$

The last inequality is attained with equality when $P = G_0$, implying that this choice of P is the worst choice over models with the property (15). Specifically, a good choice of P should also consider the relative entropy to the alternative model G_1 . The characterization of such an alternative model in applications appears to be challenging, although the relative entropy can be approximately evaluated using standard methods, e.g. via the excessive binary code length in lossless compression [COR98, GL03].

5.3 Generalizations

It may be useful to generalize the two main steps of our method in Algorithm 1 to address other closely-related use cases.

5.3.1 Generalizing Step I: Testing text atoms individually

Our method uses sentences as text atoms and considers their LPPT. Natural generalizations of this step include the considerations of other text atoms like paragraphs, as well as detectors that are not necessarily based on the perplexity, e.g., probability curvature [MLK⁺23] or word-frequencies [MW12].

5.3.2 Generalizing Step II: Inference based on multiple testing

Our method uses HC for testing the global significance of individual tests. This choice is motivated by the rare editing model over sentences and the sensitivity of HC to rare effects. Under deviations from this model or due to other considerations, methods from

multiple comparisons in statistics other than HC may be preferable [Ben10, Efr12]. Specifically, instead of HC, we may combine P-values using Fisher’s method

$$F_n := F_n(p_1, \dots, p_n) := -2 \sum_{i=1}^n \log(p_i). \quad (16)$$

F_n is known to be effective in detecting many relatively frequent but potentially very faint effects [ACCP11, Kip23]. Therefore, F_n can be used when we test H_0 of (5) against an alternative specifying that the machine text has gone through many edits but each edit is potentially so minor that it increases very little the perplexity.

Another alternative to inference based on HC occurs when we are interested in selecting a set of suspected edits with some control over the probability of falsely reporting an edit. In this case, we may apply Benjamini-Hochberg (BH) false discovery rate (FDR) controlling procedure to the P-values in (3) [BH95]. We note that the BH procedure is in general less powerful for global testing than HC. Namely, HC may find the body of P-values significant, while the BH procedure with an FDR parameter α will report on an empty set of P-values with probability at least $1 - \alpha$, for every $\alpha \in (0, 1)$ [Kip23].

References

- [AAA⁺23] Ebtesam Almazrouei, Hamza Alobeidli, Abdulaziz Alshamsi, Alessandro Cappelli, Ruxandra Cojocaru, Merouane Debbah, Etienne Goffinet, Daniel Hestlow, Julien Launay, Quentin Malartic, Badreddine Noune, Baptiste Pannier, and Guilherme Penedo. Falcon-40B: an open large language model with state-of-the-art performance. 2023.
- [Aad23] Aaditya Bhat. Gpt-wiki-intro (revision 0e458f5), 2023.
- [AC88] Paul H Algoet and Thomas M Cover. A sandwich proof of the shannon-mcmillan-breiman theorem. *The Annals of Probability*, 16(2):899–909, 1988.
- [ACCP11] Ery Arias-Castro, Emmanuel J Candès, and Yaniv Plan. Global testing under sparse alternatives: Anova, multiple comparisons and the higher criticism. *The Annals of Statistics*, 39(5):2533–2556, 2011.
- [ACH20] Ery Arias-Castro and Rong Huang. The sparse variance contamination model. *Statistics*, 54(5):1081–1093, 2020.
- [ACW15] Ery Arias-Castro and Meng Wang. The sparse Poisson means model. *Electronic Journal of Statistics*, 9(2):2170–2201, 2015.
- [Ben10] Yoav Benjamini. Simultaneous and selective inference: Current successes and future challenges. *Biometrical Journal*, 52(6):708–721, 2010.
- [BH95] Yoav Benjamini and Yosef Hochberg. Controlling the false discovery rate: a practical and powerful approach to multiple testing. *Journal of the royal statistical society. Series B (Methodological)*, pages 289–300, 1995.
- [CJJ11] Tony T. Cai, Jessie X. Jeng, and Jiashun Jin. Optimal detection of heterogeneous and heteroscedastic mixtures. *Journal of the Royal Statistical Society: Series B (Statistical Methodology)*, 73(5):629–662, 2011.

- [CK78] Thomas Cover and Roger King. A convergent gambling estimate of the entropy of english. *IEEE Transactions on Information Theory*, 24(4):413–421, 1978.
- [CM03] Imre Csiszár and Frantisek Matus. Information projections revisited. *IEEE Transactions on Information Theory*, 49(6):1474–1490, 2003.
- [COR98] G. Cybenko, D.P. O’Leary, and J. Rissanen. *The Mathematics of Information Coding, Extraction and Distribution*. The IMA Volumes in Mathematics and its Applications. Springer New York, 1998.
- [CT06] TM Cover and Joy A Thomas. Elements of information theory, 2006.
- [CW14] Tony T Cai and Yihong Wu. Optimal detection of sparse mixtures against a given null distribution. *IEEE Transactions on Information Theory*, 60(4):2217–2232, 2014.
- [DH09] Aurore Delaigle and Peter Hall. Higher criticism in the context of unknown distribution, non-independence and classification. In *Perspectives in mathematical sciences I: Probability and statistics*, pages 109–138. World Scientific, 2009.
- [DJ04] David L. Donoho and Jiashun Jin. Higher criticism for detecting sparse heterogeneous mixtures. *The Annals of Statistics*, 32(3):962–994, 2004.
- [DJ08] David L Donoho and Jiashun Jin. Higher criticism thresholding: Optimal feature selection when useful features are rare and weak. *Proceedings of the National Academy of Sciences*, 105(39):14790–14795, 2008.
- [DJ09] David L. Donoho and Jiashun Jin. Feature selection by higher criticism thresholding achieves the optimal phase diagram. *Philosophical Transactions of the Royal Society A: Mathematical, Physical and Engineering Sciences*, 367(1906):4449–4470, 2009.
- [DJ15] David L. Donoho and Jiashun Jin. Special invited paper: Higher criticism for large-scale inference, especially for rare and weak effects. *Statistical Science*, pages 1–25, 2015.
- [DK22] David L Donoho and Alon Kipnis. Higher criticism to compare two large frequency tables, with sensitivity to possible rare and weak differences. *The Annals of Statistics*, 50(3):1447–1472, 2022.
- [Efr12] Bradley Efron. *Large-scale inference: empirical Bayes methods for estimation, testing, and prediction*, volume 1. Cambridge University Press, 2012.
- [GL03] Robert M Gray and Tamás Linder. Mismatch in high-rate entropy-constrained vector quantization. *IEEE Transactions on Information Theory*, 49(5):1204–1217, 2003.
- [Gra89] Robert M Gray. *Source coding theory*, volume 83. Springer Science & Business Media, 1989.

- [Gra11] Robert M Gray. *Entropy and information theory*. Springer Science & Business Media, 2011.
- [HJ08] Peter Hall and Jiashun Jin. Properties of higher criticism under strong dependence. *The Annals of Statistics*, 36(1):381–402, 2008.
- [HJ10] Peter Hall and Jiashun Jin. Innovated higher criticism for detecting sparse signals in correlated noise. *The Annals of Statistics*, 38(3):1686–1732, 2010.
- [IJG19] Gautier Izacard, Armand Joulin, and Edouard Grave. Lossless data compression with transformer. 2019.
- [Jan00] Arnold Janssen. Global power functions of goodness of fit tests. *The Annals of Statistics*, 28(1):239–253, 2000.
- [JHN23] Maurice Jakesch, Jeffrey T Hancock, and Mor Naaman. Human heuristics for ai-generated language are flawed. *Proceedings of the National Academy of Sciences*, 120(11):e2208839120, 2023.
- [Jin03] Jiashun Jin. *Detecting and estimating sparse mixtures*. PhD thesis, Stanford University, 2003.
- [JK16] Jiashun Jin and Zheng Tracy Ke. Rare and weak effects in large-scale inference: methods and phase diagrams. *Statistica Sinica*, pages 1–34, 2016.
- [JM23] Daniel Jurafsky and James H. Martin. *Speech and Language Processing*. 2023. third edition draft.
- [Kip23] Alon Kipnis. Unification of rare/weak detection models using moderate deviations analysis and log-chisquared p-values. *Statistica Sinica*, 2023. to appear.
- [KSK⁺23] Kalpesh Krishna, Yixiao Song, Marzena Karpinska, John Wieting, and Mohit Iyyer. Paraphrasing evades detectors of ai-generated text, but retrieval is an effective defense. *arXiv preprint arXiv:2303.13408*, 2023.
- [KSS77] AB Katok, Ya G Sinai, and AM Stepin. Theory of dynamical systems and general transformation groups with invariant measure. *Journal of Soviet Mathematics*, 7(6):974–1065, 1977.
- [LYM⁺23] Weixin Liang, Mert Yuksekgonul, Yining Mao, Eric Wu, and James Zou. Gpt detectors are biased against non-native english writers. *arXiv preprint arXiv:2304.02819*, 2023.
- [Mah23] Matt Mahoney. Large text compression benchmark, 2023.
- [MF98] Neri Merhav and Meir Feder. Universal prediction. *IEEE Transactions on Information Theory*, 44(6):2124–2147, 1998.
- [MLK⁺23] Eric Mitchell, Yoonho Lee, Alexander Khazatsky, Christopher D Manning, and Chelsea Finn. Detectgpt: Zero-shot machine-generated text detection using probability curvature. *arXiv preprint arXiv:2301.11305*, 2023.

- [MPL15] Rajarshi Mukherjee, Natesh S Pillai, and Xihong Lin. Hypothesis testing for high-dimensional sparse binary regression. *Annals of Statistics*, 43(1):352, 2015.
- [MW12] Frederick Mosteller and David L Wallace. *Applied Bayesian and classical inference: the case of the Federalist papers*. Springer Science & Business Media, 2012.
- [Nic23] Nicolai Thorer Sivesind. Chatgpt-generated-abstracts, 2023.
- [NSM23] Oded Nov, Nina Singh, and Devin Mann. Putting chatgpt’s medical advice to the (turing) test: Survey study. *JMIR Medical Education*, 9:e46939, 2023.
- [Ope22] OpenAI. Chatgpt: Optimizing language models for dialogue, 2022.
- [Ope23] OpenAI. Gpt-4 technical report, 2023.
- [RWC⁺19] Alec Radford, Jeffrey Wu, Rewon Child, David Luan, Dario Amodei, Ilya Sutskever, et al. Language models are unsupervised multitask learners. *OpenAI blog*, 1(8):9, 2019.
- [Sar23] Sarthak anand. Chatgpt cnn / dailymail dataset, 2023.
- [Sha48] Claude E Shannon. A mathematical theory of communication. *The Bell system technical journal*, 27(3):379–423, 1948.
- [Sha51] Claude E Shannon. Prediction and entropy of printed english. *Bell system technical journal*, 30(1):50–64, 1951.
- [SKB⁺23] Vinu Sankar Sadasivan, Aounon Kumar, Sriram Balasubramanian, Wenxiao Wang, and Soheil Feizi. Can ai-generated text be reliably detected? *arXiv preprint arXiv:2303.11156*, 2023.
- [TLI⁺23] Hugo Touvron, Thibaut Lavril, Gautier Izacard, Xavier Martinet, Marie-Anne Lachaux, Timothée Lacroix, Baptiste Rozière, Naman Goyal, Eric Hambro, Faisal Azhar, et al. Llama: Open and efficient foundation language models. *arXiv preprint arXiv:2302.13971*, 2023.
- [ZHR⁺19] Rowan Zellers, Ari Holtzman, Hannah Rashkin, Yonatan Bisk, Ali Farhadi, Franziska Roesner, and Yejin Choi. Defending against neural fake news. *Advances in neural information processing systems*, 32, 2019.