



Margherita Hack's Astrophysics at the Asiago Astrophysical Observatory

G. Umbriaco^{1,2,3,5}, A. Bianchini¹, A. Pizzella^{1,3}, A. Siviero¹, G. Coran³,
P. Ochner^{1,3}, M. Montalto⁴, M. Bazzicalupo^{1,3}, and P. Colasanto^{1,3}

¹ Università degli Studi di Padova Dipartimento di Fisica e Astronomia "Galileo Galilei"
vicolo dell'Osservatorio 3, I-35122 Padova, Italy

² Istituto Nazionale di Astrofisica – Osservatorio Astronomico di Padova, vicolo
dell'Osservatorio 5, I-35122 Padova, Italy

³ Università degli Studi di Padova Museo degli Strumenti dell'Astronomia via
dell'Osservatorio 8, I-36012 Asiago (VI), Italy

⁴ Istituto Nazionale di Astrofisica – Osservatorio Astrofisico di Catania, Via Santa Sofia
78, I-95123 Catania, Italy

⁵ Dipartimento di Fisica e Astronomia "Augusto Righi" - Alma Mater Studiorum
Università di Bologna, via Piero Gobetti 93/2, 40129 Bologna, Italy

Author contact: e-mail: gabriele.umbriaco@unipd.it

Received: Day Month Year; Accepted: Day Month Year

Abstract.

Margherita Hack observed with the Galileo telescope at the Asiago Astrophysical Observatory from September 1951 to March 1954. Using the spectroscopic facilities of the observatory, Margherita contributed to the stellar study of novae, symbiotic stars, and peculiar stars. In the 80th anniversary of the Asiago Astrophysical Observatory and the 100th year of Margherita, we found her observations in the Asiago Photographic Plate Archive and we remade some Margherita's observations with the current capabilities of Asiago telescopes. We present here a summary of the early studies carried out by Margherita with the Galileo telescope. We underline the importance of maintaining a well-organised plate archive to allow historical and scientific studies.

Key words. Astronomer: Margherita Hack – Stars: atmospheres – Method: Spectroscopy
– Observatory: Asiago Astrophysical Observatory

1. Introduction

The aim of this article is to show Margherita Hack's early astrophysical observations at the Asiago Astrophysical Observatory, by using the Asiago Prism Spectrograph "A", see Fig.1, capable of high resolution in a wide range of the spectrum, one of the first spectrograph cou-

pled with a large telescope in Italy since 1946. We will show how information on Margherita's observations at Asiago was found in the Asiago Photographic Plate Archive, emphasising the important scientific and historical role of astronomical archives. Finally, we will show how bright Margherita was at guessing some spectral features on the photographic plates, which

are evident today with the instrumental improvement adopted by the Galileo telescope. Margherita investigated the astrophysics of peculiar stars including: stars located in the main sequence like hot blue, blue supergiants and white hypergiants with spectral type O, B, Be, A. She also studied binary systems composed of different kinds of stars: hot and massive stars, eclipsing binaries, subgiants, eclipsing Algol-type binaries, binary systems composed of two subgiant stars belonging to the A-type or stellar systems composed of three stars, or binary systems composed of a white subgiant and less massive main-sequence dwarf star. These observations helped Margherita to conduct scientific researches that covered a wide range of topics. Interpreting the spectroscopic characteristics of stars became her main area of expertise, involving the study of the chemical composition of stars and of their surface temperature and gravity. Margherita improved the spectroscopic observations by comparing the capabilities of the Asiago Observatory spectrograph with the objective prism applied to the Schmidt telescope of the Arcetri Observatory and other spectrograph.

Margherita observed at the 1.22 m Galileo Telescope from 9 September 1951 to 31 March 1954, collecting over 180 spectra with the Prism Spectrograph 'A', reached a cumulative exposure time exceeding 100000 seconds on 15 different targets. In Fig.2 Margherita is working with the Mioni plate analyser; a copy of this instrument is currently available in the Museum of Astronomical Instruments of the Asiago Astrophysical Observatory.

Margherita's experience in spectroscopic observations, including those carried out in Asiago, and her interest in the stellar spectroscopy of normal and peculiar stars formed the basis of books **Stellar Spectroscopy** Hack & Struve (1969) Hack & Struve (1970) published in 1969 and 1970 with coauthor Otto Struve. The books became a classic reference text for the study of stellar atmospheres.




Fig. 1. The Asiago Observatory with the Prism Spectrograph "A" mounted to the Cassegrain focus (1946). Credits: Phaidra Digital Collection University of Padova



Fig. 2. The image shows Margherita working at the Mioni comparator also present in the Museum of the Asiago Observatory. Credits: RAI-Documentari.

2. Margherita's scientific achievements from observations in Asiago

For each object observed by Margherita with the spectrograph at Asiago, one or more publications were produced, comparing measurements also obtained with other telescopes. This work gave Margherita scientific information and knowledge that led to a deep understanding of stellar astrophysics, summarised below.

By taking 16 spectrograms at the Asiago 'Galileo' telescope in September 1951, Hack measured and reduced the astronomical plates to derive the quantitative analysis of the atmosphere of **55 Cygni** Hack (1953c) and Hack (1953d), using the curve of growth theory. She obtained an average velocity of the atmospheric turbulence of 46 km/sec from the H and He lines. Also she was able to measure a temperature gradient of 55 Cyg w.r.t. α Cyg. Hack figured out this anomaly due to the presence of interstellar reddening or to a peculiar constitution of 55 Cyg.

Hack made a comparison between the results obtained in the quantitative analysis of star 55 Cygni, spectrum B2, by comparing Hack (1953a) Hack (1953b) spectrograms made with an objective prism at Arcetri and a slit-spectrograph at Asiago with dispersion, respectively: 185 Å/mm and 40 Å/mm at H γ . Hack concluded that the results obtained with the objective prism are in fairly good agreement with those obtained with the slit spectrograph for the determination of the abundance of hydrogen and helium atoms and the electronic density.

Hack studied the supergiant star **A3 Ia 6 Cassiopeiae** from 40 Å/mm at H γ dispersion spectrograms Hack (1954). She found that the main features of the spectrum were in the Balmer lines and confirmed the spectral type A5 Ia. Comparison of the observed profiles of H γ and H δ with the theoretical profiles calculated by Verweij led to the best agreement for $\log(g) = 1$ and $T = 12600^\circ$. She compared the relative abundances for 6 Cas, the Sun and 55 Cyg and deduced that: 1) there is no essential difference of chemical composition; 2) the atmosphere opacity of 6 Cas is similar to that of

the Sun, and the opacity of 55 Cyg, B3 Ia, is nearly 40 times greater than 6 Cas.

Using spectrograms taken from the spectrograph at the Asiago Observatory, Hack studied the spectrum of ζ Tauri Hack (1955). She found, using two dispersions of 40 Å/mm and 15 Å/mm at H γ , that the rise of the central depths of the H lines was considerable. She constructed two branches of the growth curve with the Fe II and O II lines, representing the shell and the atmosphere of the star respectively. This led to obtaining a turbulence velocity of 7 km/sec for the shell and 23 km/sec for the star. Hack took several spectrograms from November 1965 to March 1966 using the Asiago prism spectrograph with a dispersion of 40 Å/mm at H γ Hack & Stenner (1967). Subsequent observations revealed that the asymmetry had completely disappeared, while H α and H β still exhibited emission wings with $R/V > 1$.

Hack gave the results of the silicon star **HD 34452** evaluating: a) the most probable spectral type and luminosity class; b) the abundances of H and He following the Unsiöld method; c) the other element abundances (C, N, Mg, Si, Fe) and the turbulence velocity (2,6 km/sec) from the curve of growth; d) the exceptional intensity of the Si II and Mg II lines, which were the main peculiarity of the HD 34452 spectrum, consequently giving an excess for the relative abundances of these elements. This excess has been explained by a real difference in the chemical composition or by the presence of a stellar magnetic field Casati & Hack (1956).

Hack and T. Tamburini compared the results of their spectroscopic observations in March 1954 Hack & Tamburini (1958) for α^2 Canum Venaticorum (α^2 C Ven) with the results obtained by Struve & Swings (1943), Burbidge & Burbidge (1955), and Tai (1939). They found good agreement with the variations in intensity of the lines of Si II, Cr II, and Ca II. However, the results were not in agreement with the lines of Fe II, Mg II, and Sr II. Additionally, they compared the spectroscopic data for α^2 C Ven, ϵ Ursae Majoris (AOV p), and α Lyrae (AOV), suggesting that the spectral type of α^2 C Ven was likely B8 V. They also identified the main peculiarities of

its spectrum, including a large number of weak lines of metals and rare earths, an exceptional intensity of Si II lines, and a weak intensity of the K line.

Hack and Aydin studied the variation of the spectrum as a function of time of **Symbiotic Star CH Cyg** from observations made on Haute Provence Observatory, some spectra obtained at Asiago Copernico telescope by Iijima between January 1990 and June 1991 and ultraviolet observations by IUE Hack & Aydin (1992). They found an increase in activity in this binary system between July and December 1990. This increase was confirmed in the UV range by IUE observations. A more general discussion of Symbiotic Variables was provided Viotti & Hack (1993) and they discussed a number of individual objects for which the amount of observational data was large enough to draw a fairly complete picture of their behaviour. Since this was a useful occasion to describe different diagnostic techniques, they illustrated the steps toward a possible empirical model.

Hack was also attracted by the spectacular outbursts of **Classical novae and Recurrent novae**, so she decided to review the phenomenology of their complex phenomenon in a special NASA publication. Due to the very complicated individual behaviour of each nova, it was chosen to review the observations of a few well-observed classical Hack et al. (1993) and recurrent novae of different brightness and speed classes Hack & Selvelli (1993) from observations of different observatories, including Asiago.

3. Asiago Photographic Plate Archive

The Plate Archive in the Asiago Astrophysical Observatory preserves 83000 plates collected by the telescopes at the University of Padova and Istituto Nazionale di Astrofisica - INAF since the beginning of the observations, as listed in table 1. The archive also preserves the observation notebooks and logbooks. Before the digital age, plates were measured using optical comparators and densitometers, today digital scanners are used, e.g. we used Epson Expression 10000XL and 1640XL profes-




Fig. 3. The photographic plate of Margherita preserved in Asiago.

sional scanners. Looking for Margherita's original plates, we discovered in the log book of observation 141 observations made in Asiago by Hack, but only one plate was left in the Asiago Photographic Plate Archive. As was often the practise, astronomers took the plates of their observations with them to continue studying them in their observatories. Our experience shows that the plates kept by the astronomers at our institute are returned to the archive after retirement. A note on their relocation is usually kept in the archive, whereas not in the case of Margherita's plates. Margherita's original plates will probably be in the observatories where Margherita worked or in some private place. In these cases we recommend returning the plates to our observatory for long-term preservation, and we give the possibility of delivering a digitised copy made on site; refer to the author of this paper. In Fig.3 the scanned version of the spectra of 55 Cygni and 10 Lacertae taken by Hack during 14 and 15 September 1951 at the Asiago Observatory.

4. ζ Tau re-observed in 2022

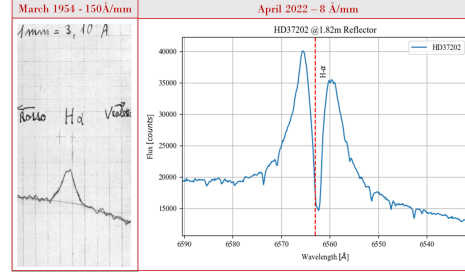
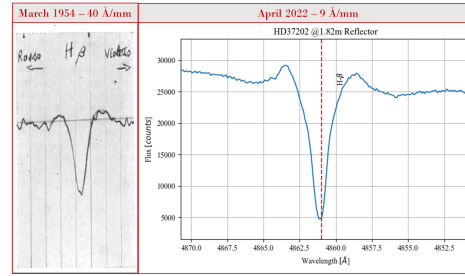
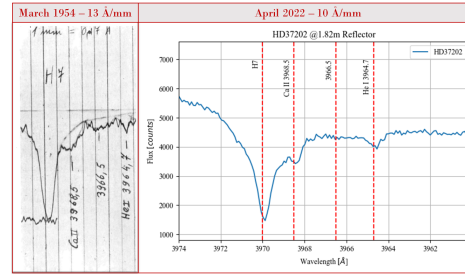
Margherita used the Galileo telescope equipped with the spectrograph "A", which suffers from differential dispersion due by using two prisms, from 13Å/mm in blue to 150Å/mm in red. In spite of this, she was able to recognise spectral characteristics that are only evident today, thanks to the use of

Table 1. Asiago Plates Archive

Telescope	Number of plates
Galileo 1.22m	36923
Copernico 1.82m	8171
Schmidt 50/40	17816
Schmidt 92/67	20417

grating spectrographs equipped with digital sensors. In recent years, the Galileo telescope was upgraded with a grating spectrograph, the Boller&Chivens by INAF Rafanelli & Siviero (2012) Ciroti et al. (2014). The B&C spectrograph was coupled with a high quantum efficiency CCD ANDOR iDus DU440A with low noise and dark current. We propose here a comparison between the Hack observation of ζ Tau made in 1954 and those in 2022 by using the same Galileo telescope and also the Copernico telescope. In these observations, we used 1200 grooves/mm blazed at 6825\AA capable of $44\text{\AA}/\text{mm}$. For high-resolution spectra instead, we used the Echelle spectrograph mounted at the 1.82m Copernico telescope operated by INAF, in Asiago too. The Echelle spectrograph is equipped with an Andor iKon DW436-BV, equipped with a 300 grooves/mm grating at -8.5° capable of a resolution of $8\text{\AA}/\text{mm}$.

The observation with the Galileo telescope was carried out on March 6, observing some targets, including reference spectrophotometric stars: HR1544, HD37202, V725 Tau, Eta Aur, Epsilon UMa, alf02CVn; at the Copernico telescope on April 19 the targets were HD37202 and HR3454. Here, we report in Fig.4, Fig.5 & Fig.6 the observation of ζ Tau (HR 1910, HD 37202, HIP 26451), a bright Be star with an extensive observational history that spans photometric, spectroscopic, polarimetric, and interferometric techniques. The spectrum of ζ Tau shows the standard double-peaked $H\alpha$ profile, indicative of a disk in Keplerian rotation. The relative heights of the blue- and red-shifted peaks of the emission lines (V/R ratios) show cyclic variability measured on the order of 1429 days. The spec-

**Fig. 4.** The $H\alpha$ profile of ζ Tau at Galileo (1954, left) and at Copernico (2022, right).**Fig. 5.** The $H\beta$ profile of ζ Tau at Galileo (1954, left) and Copernico (2022, right).**Fig. 6.** The $H\gamma$ profile of ζ Tau at Galileo (1954, left) and Copernico (2022, right).

tra of ζ Tau also occasionally show more complex triple-peaked and shell profiles. Current models suggest that the line profile variations in ζ Tau and other Be stars can be explained by global one-armed oscillation models Schaefer et al. (2010).

In Fig.4 Hack had only $150\text{\AA}/\text{mm}$ at 6536\AA despite the low dispersion of the prism spectrograph in the red part of the spectrum,

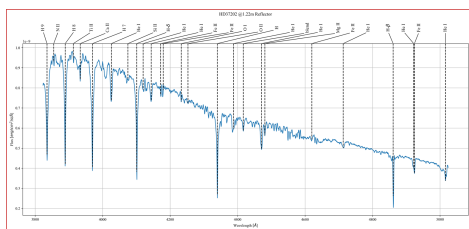


Fig. 7. The spectrum profile of ζ Tau at Galileo telescope (2022) with overimposed the lines identified by Hack in the observations of 1954.

she recognised that the broadened tip of the hydrogen spectrum could be associated with weak absorption. The absorption is evident in the spectrum obtained from the Echelle spectrograph of the 182 cm Copernicus telescope (right). In Fig. 5 Hack shows that for $H\beta$ the emitting wings have a more intense blue component than the red one. In 2022, using the Echelle spectrograph of the 182 cm Copernicus telescope, this feature appears reversed on the star, with the blue wings less intense than the red ones. In Fig. 6 Hack recognises the non-rotational profile characteristic of the stellar shell, and the Echelle spectrogram of the Copernicus telescope confirms these features also in 2022. The spectrum in Fig. 7 shows the ζ Tau spectrum obtained with the 1.20m 'Galileo' telescope with overimposed lines identified by Hack in the observations of 1954. The equipments and measurement techniques used by Margherita Hack were not as precise and straightforward as today's digital ones, which emphasises even more how much work was behind the scientific results she obtained some 70 years ago.

5. Conclusions


In this paper, we reviewed the observations of Margherita Hack carried out in the 1951-54 period, at the Asiago Astrophysical Observatory, and revisited in 2022. We underline the importance of keeping a well-organised plate archive, useful both for historical studies on astronomical targets and for the cultural heritage

of important astronomers, such as Margherita was.

Acknowledgements. A particular acknowledgement to volunteers of alternative civil service of the Museum of Astronomical Instrumentation who worked in the Asiago Astrophysical Observatory on the conservation of the Astronomical Plates Archive.

References

- Burbidge, G. R. & Burbidge, E. M. 1955, *ApJS*, 1, 431
- Casati, B. & Hack, M. 1956, *Mem. Soc. Astron. Italiana*, 27, 307
- Ciroi, S., DiMille, F., Rafanelli, P., Cracco, V., & LaMura, G. 2014, *Contributions of the Astronomical Observatory Skalnate Pleso*, 43, 362
- Hack, M. 1953a, *Osservazioni e memorie dell'Osservatorio astrofisico di Arcetri*, 68, 125
- Hack, M. 1953b, *Mem. Soc. Astron. Italiana*, 24, 89
- Hack, M. 1953c, *Mem. Soc. Astron. Italiana*, 24, 31
- Hack, M. 1953d, *Osservazioni e memorie dell'Osservatorio astrofisico di Arcetri*, 68, 63
- Hack, M. 1954, *Mem. Soc. Astron. Italiana*, 25, 481
- Hack, M. 1955, *Mem. Soc. Astron. Italiana*, 26, 41
- Hack, M. & Aydin, C. 1992, *Ap&SS*, 194, 215
- Hack, M. & Selvelli, P. 1993, in *NASA Special Publication*, Vol. 507, 511–559
- Hack, M., Selvelli, P., Bianchini, A., & Duerbeck, H. W. 1993, in *NASA Special Publication*, Vol. 507, 413–510
- Hack, M. & Stenner, P. 1967, *Mem. Soc. Astron. Italiana*, 38, 623
- Hack, M. & Struve, O. 1969, *Stellar spectroscopy. Vol. 1: Normal stars*
- Hack, M. & Struve, O. 1970, *Stellar spectroscopy. Vol. 2: Peculiar stars*
- Hack, M. & Tamburini, T. 1958, *Mem. Soc. Astron. Italiana*, 29, 165
- Rafanelli, P. & Siviero, A. 2012, *Baltic Astronomy*, 21, 1
- Schaefer, G. H., Gies, D. R., Monnier, J. D., et al. 2010, *AJ*, 140, 1838
- Struve, O. & Swings, P. 1943, *ApJ*, 98, 361
- Tai, W. S. 1939, *MNRAS*, 100, 94
- Viotti, R. & Hack, M. 1993, in *NASA Special Publication*, Vol. 507, 663–724



Lithium abundances in Globular Clusters

P. Bonifacio¹ and B. Rabbitt^{1,2}

¹ Istituto Nazionale di Astrofisica – Osservatorio Astronomico di Trieste, Via Tiepolo 11, I-34131 Trieste, Italy

² Forest University, Department of Astronomy, 25 Long Street, 255255, Somewhere, Elsewhere e-mail: bonifaci@ts.astro.it

Received: Day Month Year; Accepted: Day Month Year

Abstract. Warm metal poor dwarfs display a constant Li abundance, regardless of their effective temperature or metallicity: the so-called “Spite Plateau”. If this constant value represents the primordial Li abundance, that is the lithium synthesized in the Big Bang, the Universal baryonic density may be derived comparing it to nucleosynthesis calculations. In the recent years there has been an active debate on whether these stars have indeed preserved their pristine Li or whether it has been depleted by some stellar phenomenon. Since the Globular Clusters are a homogeneous single-age population they are an ideal testing ground for any theory which predicts Li depletion. As part of the ESO Large Programme (165.L-0263, P.I. R. Gratton) we observed turn-off stars in the Globular Clusters NGC 6397 ([Fe/H] ~ -2.0) and 47 Tuc ([Fe/H] ~ -0.7) at high resolution and relatively high signal to noise ratios, with the UVES spectrograph on the ESO Kueyen-VLT 8.2m telescope. On behalf of the collaboration I report our results on the Li abundances and abundance dispersion, or lack thereof, in these clusters as well as a re-analysis of extant data of the metal-poor Globular Cluster M92.

Key words. Stars: abundances – Stars: atmospheres – Stars: Population II – Galaxy: globular clusters – Galaxy: abundances – Cosmology: observations

1. Introduction

The original paper has been modified in order to be used as demo file and display some of the features of mem.cls.

Standard Big Bang cosmology predicts that protons and neutrons are assembled into nuclei of D, ^4He , ^3He and ^7Li during the first three minutes (Wagoner et al. 1967). The abundances of these nuclei are a function of the baryon to photon ratio, which is simply related to the baryonic density of the Universe Ω_b . The concordance, within errors, of the measured primordial abundances for a unique

value of Ω_b has been considered for the last twenty years one of the observational pillars which support Big Bang cosmology. The opportunity of measuring the primordial Li abundance arises from the observation that the Li abundance in warm halo dwarf stars is constant, regardless of the metallicity and the effective temperature (Spite & Spite 1982), the so-called “Spite plateau”. In order to interpret this constant Li value as the primordial one two conditions must be fulfilled: a) the Li present in the stellar atmosphere must have been preserved throughout the stellar evolution ; b) the Li produced by Galactic sources must be ne-

glegible compared to that produced in the Big bang.

Li is a relatively fragile element and can be destroyed by nuclear reactions at temperatures in excess of 2.5×10^6 K. Li destruction is believed to be responsible for the large scatter in Li abundances observed in solar-metallicity stars and for the low photospheric Li abundance in the Sun itself. The convective structure of a metal-poor G dwarf should be, however, different from that of the Sun, with a considerably thinner and more superficial convective zone, which should allow Li to survive in the star's atmosphere (Cayrel de Strobel et al. 1999). However, models which are more sophisticated than “standard” models and include additional physical ingredients, such as rotational mixing (Pinsonneault et al. 2002), or diffusion (Salaris & Weiss 2001), or diffusion and turbulence (Richard et al. 2002), or a combination of diffusion, rotation and composition gradient (Théado & Vauclair 2001), predict a mild Li depletion. A common feature of such models is the prediction of some star to star variation in Li abundances and, in some cases the existence of a small number, of the order of a few percent, of “outliers”, i.e. stars which are consistently Li depleted. Globular Clusters (GCs) appear as the ideal testing ground for such models, since the observations are not complicated by the scatter in ages and metallicities which characterize samples of field stars.

2. Li observations

2.1. NGC 6397

This is the GC with the brightest TO in the sky and, not surprisingly, was also the first for which Li abundances in TO stars were measured (Molaro & Pasquini 1994; Pasquini & Molaro 1996). The advent of UVES at the VLT allowed the measurement of Li in 12 TO stars with errors in the equivalent widths of the order of 0.2 pm (Thévenin et al. 2001; Bonifacio et al. 2002), i.e. comparable with what available for most field stars. The homogeneous analysis by Bonifacio et al. (2002) of all the high quality UVES data showed that there is no evidence for scatter in the Li abundances

above what expected from the observational errors. The Li abundance in NGC 6397 is $A(\text{Li}) = 2.34 \pm 0.056$ and is very close to what derived from field stars analyzed in a similar fashion, strongly suggesting that this is very close to the primordial Li abundance. A very tight limit on the maximum intrinsic scatter in Li abundances compatible with the data has been placed: 0.035 dex. This is a rather robust constraint which must be fulfilled by any theory which predicts Li depletion. Considering all the data in the literature a total of 15 TO stars have been observed in this cluster and none is Li-depleted. However outliers are expected to be of the order of a few percent, in order to test their existence I used FLAMES at the VLT in May 2003 to obtain medium quality high resolution spectra for over 120 stars in this cluster. The data is currently under analysis, however a quick look at the data has so far not revealed any outlier.

In Fig. 1 I compare this abundance with Big Bang nucleosynthesis (BBN) predictions computed with the Kawano code. Two possible values for η may be identified, however concordance with the fluctuations in the cosmic microwave background measured by WMAP (Spergel et al. 2003) requires that the low η root be rejected. The plot shows that $A(\text{Li}) = 2.34$ is compatible with the WMAP measurement within 3σ . A large uncertainty is still linked to the theoretical BBN prediction, which is largely due to the uncertainty in the cross section for the ${}^4\text{He}({}^3\text{He}, \gamma){}^7\text{Be}$ reaction which is of the order of 18% and by itself results in an uncertainty of about 20% on the predicted Li abundance (Cuoco et al. 2003).

The more recent computations of Cuoco et al. (2003) with their new BBN code arrive at a similar conclusion: the Li abundance in NGC 6397, if taken as primordial, is consistent with BBN at less than 3σ . I thus believe it premature to claim that concordance with WMAP requires a Li depletion in metal-poor dwarfs.

2.2. M 92

For this metal-poor GC ($[\text{Fe}/\text{H}] = -2.52$ King et al. 1998, $[\text{Fe}/\text{H}] = -2.26$ Sneden et al. 1991) a spread in Li abundances of the order of 0.5 dex

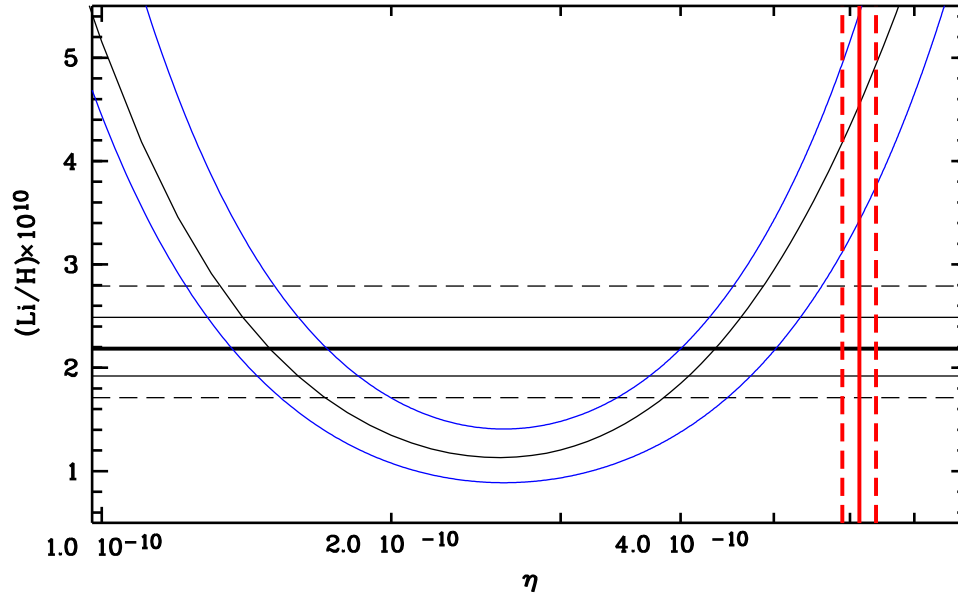


Fig. 1. Comparison of the Li abundance measured in NGC 6397 (thick solid line) with the predictions of BBN nucleosynthesis. The middle curve is a Kawano-code computation performed using a UNIX version of the code (F. Villante private communication), the upper and lower curves correspond to 1σ errors as parametrized by Sarkar (1996). The horizontal thin solid lines correspond to the statistical error of 0.056 dex in the Li abundance, while the dashed horizontal lines correspond to the statistical error added linearly to a systematic error of 0.05 dex, due to the uncertainty on the temperature scale. The vertical solid lines corresponds to $\eta = 6.137 \times 10^{-10}$ as implied by the WMAP measurement of $\Omega_b h^2 = 0.0224$ (Spergel et al. 2003); the vertical dashed lines correspond to the 1σ error of 0.0009 on $\Omega_b h^2$, i.e. 0.246×10^{-10} on η .

Table 1. Abundances for TO stars in M 92

Star #	[Fe/H]	σ	[Mg/Fe]	[Ca/Fe]	[Ti/Fe]	[Cr/Fe]	[Ba/Fe]
18	-2.63	0.22	-0.02	+0.21	+0.28	-0.29	+0.11
21	-2.57	0.27	-0.55	+0.17	+0.44	-0.22	-0.18
34	-2.58	0.24	+0.06	+0.04	+0.40	—	-0.05
46	-2.38	0.22	-0.31	+0.22	+0.17	-0.27	-0.28
60	-2.54	0.30	+0.12	+0.43	+0.44	-0.06	+0.39
350	-2.37	0.30	-0.17	+0.37	+0.34	—	—

was claimed by Boesgaard et al. (1998). A re-analysis of the equivalent widths of Boesgaard et al. (1998) by Bonifacio (2002) with a careful assessment of the errors and the use of Monte Carlo simulations concluded that there is no strong evidence for an intrinsic dispersion of Li abundances in this cluster. However, since the

TO of this cluster is about 2 magnitudes fainter than that of NGC 6397, the quality of the data is considerably lower. Although an intrinsic dispersion as large as 0.5 dex can be safely ruled out, a dispersion of 0.18 dex could exist and be undetected. Clearly higher quality data

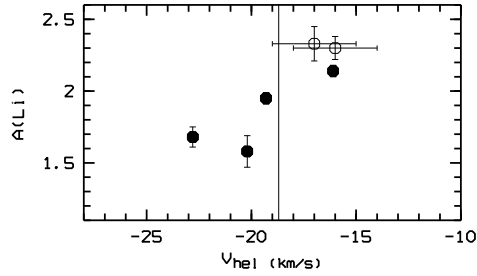


Fig. 2. Li abundances as a function of heliocentric radial velocities in the Globular Cluster 47 Tuc. The four stars observed in the course of ESO LP 165.L-0263, are shown as filled circles, while two stars observed by Pasquini & Molaro (1997) are shown as open symbols. The vertical line denotes the mean heliocentric radial velocity of the cluster.

are needed to resolve the issue. It is interesting to note that by using the equivalent widths of Boesgaard et al. (1998), and the same temperature scale used for NGC 6397, Bonifacio (2002) derived for M 92 $A(\text{Li}) = 2.36 \pm 0.19$ in remarkably good agreement with that found in NGC 6397.

2.3. 47 Tuc

This is among the most metal-rich GCs ($[\text{Fe}/\text{H}] = -0.67$, Carretta et al. in preparation). Pasquini & Molaro (1997) observed for Li three TO stars of this cluster with the 3.5m ESO-NTT, in two the Li doublet was detected, but not in the third one. Although the detected Li was close to the value of the “Spite plateau” of field stars, the lack of detection of Li in the third star suggested that some dispersion in Li abundances is present in this cluster. Another four TO stars have been observed with UVES-VLT in the course of the ESO LP 165.L-0263 led by R. Gratton. Li was detected in all of them. However, the measured $A(\text{Li})$ spans a range of almost 0.6 dex. A proper Monte Carlo analysis of the data is underway. However, the conclusion that there is real dispersion in Li content among TO stars in 47 Tuc seems difficult to escape. In Fig. 2 I show the Li abundances for all the 6 TO stars of 47 Tuc for which Li has been detected versus the radial velocity.

3. Conclusions

The study of Li in GCs has just started and I expect more exciting results in the next few years from multi-fibre facilities such as FLAMES and high efficiency spectrographs such as ESI and X-shooter. With the present data at hand it seems that Li in metal-poor GCs tracks the “Spite plateau” while Li dispersion is present at higher metallicity. This suggests that the mechanism(s) producing such dispersion are not efficient at low metallicities.

Acknowledgements. I am grateful to R. Gratton and to all the researchers of the Large Programme led by him, for the excellent work done and for allowing me to present some results in advance of publication. It is a pleasure to acknowledge the many helpful discussions on the topic of Li abundances with M. Spite, F. Spite, P. Molaro and R. Cayrel.

References

- Boesgaard, A. M., Deliyannis, C. P., Stephens, A., & King, J. R. 1998, *ApJ*, 493, 206
- Bonifacio, P. 2002, *A&A*, 395, 515
- Bonifacio, P., Pasquini, L., Spite, F., et al. 2002, *A&A*, 390, 91
- Cayrel de Strobel, G., Lebreton, Y., Soubiran, C., & Friel, E. D. 1999, *Ap&SS*, 265, 345
- Cuoco, M., Gentile, P., & Noce, C. 2003, *Phys. Rev. Lett.*, 91, 197003
- King, J. R., Stephens, A., Boesgaard, A. M., & Deliyannis, C. 1998, *AJ*, 115, 666
- Molaro, P. & Pasquini, L. 1994, *A&A*, 281, L77
- Pasquini, L. & Molaro, P. 1996, *A&A*, 307, 761
- Pasquini, L. & Molaro, P. 1997, *A&A*, 322, 109
- Pinsonneault, M. H., Steigman, G., Walker, T. P., & Narayanan, V. K. 2002, *ApJ*, 574, 398
- Richard, O., Michaud, G., Richer, J., et al. 2002, *ApJ*, 568, 979
- Salaris, M. & Weiss, A. 2001, *A&A*, 376, 955
- Sarkar, S. 1996, *Reports on Progress in Physics*, 59, 1493
- Snedden, C., Kraft, R. P., Prosser, C. F., & Langer, G. E. 1991, *AJ*, 102, 2001

- Spergel, D. N., Verde, L., Peiris, H. V., et al. 2003, *ApJS*, 148, 175
- Spite, M. & Spite, F. 1982, *Nature*, 297, 483
- Théado, S. & Vauclair, S. 2001, *A&A*, 375, 70
- Thévenin, F., Charbonnel, C., de Freitas Pacheco, J. A., et al. 2001, *A&A*, 373, 905
- Wagoner, R. V., Fowler, W. A., & Hoyle, F. 1967, *ApJ*, 148, 3