

Bound state breaking and the importance of thermal exchange–correlation effects in warm dense hydrogen

Zhandos Moldabekov,^{*,†,‡} Sebastian Schwalbe,^{†,‡} Maximilian P. Böhme,[†] Jan Vorberger,[‡] Xuecheng Shao,[¶] Michele Pavanello,[¶] Frank R. Graziani,^{||} and Tobias Dornheim^{*,†,‡}

[†]*Center for Advanced Systems Understanding (CASUS), D-02826 Görlitz, Germany*

[‡]*Helmholtz-Zentrum Dresden-Rossendorf (HZDR), D-01328 Dresden, Germany*

[¶]*Department of Chemistry, Rutgers University, Newark, NJ 07102, USA*

[§]*Department of Physics, Rutgers University, Newark, NJ 07102, USA*

^{||}*Institute of Theoretical Physics, University of Wrocław, 50-204 Wrocław, Poland*

E-mail: z.moldabekov@hzdr.de; t.dornheim@hzdr.de

Abstract

Hydrogen at extreme temperatures and pressures is of key relevance for cutting-edge technological applications, with inertial confinement fusion research being a prime example. In addition, it is ubiquitous throughout our universe and naturally occurs in a variety of astrophysical objects. In the present work, we present exact *ab initio* path integral Monte Carlo (PIMC) results for the electronic density of warm dense hydrogen along a line of constant degeneracy across a broad range of densities. Using the well-known concept of reduced density gradients, we develop a new framework to identify the breaking of bound states due to pressure ionization in bulk hydrogen. Moreover,

we use our PIMC results as a reference to rigorously assess the accuracy of a variety of exchange–correlation (XC) functionals in density functional theory calculations for different density regions. Here a key finding is the importance of thermal XC effects for the accurate description of density gradients in high-energy density systems. Our exact PIMC test set is freely available online and can be used to guide the development of new methodologies for the simulation of warm dense matter and beyond.

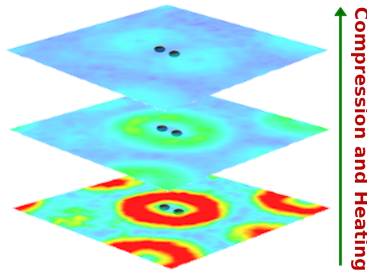


Table of Contents (TOC)/Abstract graphic.

1 Introduction

The properties of hydrogen under extreme temperatures and pressures are of prime relevance for numerous applications in both fundamental and applied sciences. It is ubiquitous throughout our universe and constitutes the predominant material in stars and giant planets.^{1,2} In addition, it is of key importance for technological applications, most notably inertial confinement fusion (ICF).^{3,4} Despite its apparent simplicity, hydrogen offers a plethora of interesting physical effects at high-energy density (HED) conditions, including the infamous insulator-to-metal phase transition at high pressure^{5,6} and a potential roton-type feature in the spectrum of density fluctuations in hydrogen jets.^{7,8}

A particularly important property of HED hydrogen is given by the subsequent breaking of molecular and atomic configurations with increasing densities. This bound state breaking plays an important role in astrophysical models, such as heat transport in Jupiter atmospheres through H_2 dissociation and recombination.^{9,10} Moreover,

the breaking of hydrogen bound states at high pressures has been proposed as a possible mechanism of high-temperature superconductivity.^{11,12} Finally, we mention the importance of pressure ionization for the properties of a deuterium fuel capsule on its compression path in ICF experiments.^{3,13}

As a consequence, the properties of HED hydrogen are routinely probed in experiments at large research facilities such as the National Ignition Facility (NIF),^{14,15} the Omega Laser Facility,¹⁶ and the Linac coherent light source (LCLS).¹⁷ Yet, the extreme conditions make the rigorous diagnostics of such experiments challenging. Therefore, our understanding of the physical and chemical processes at HED parameters heavily relies on simulations. In practice, the combination of a thermal Kohn-Sham density functional theory (KS-DFT)^{18–20} description of the quantum degenerate electrons with a semi-classical molecular dynamics propagation of the heavier ions constitutes the most widely used simulation method to support and explain experimental works in HED science. It is well known that the accuracy of a KS-DFT calculation decisively depends on the utilized exchange–correlation (XC) functional, and the performance of different functionals has been analyzed extensively at ambient conditions.²¹ Further, it is common practice to assess the quality of different XC functionals by benchmarking against test sets based either on experiments or on highly accurate theoretical results.²²

Unfortunately, the situation is substantially more difficult at HED conditions. Firstly, the construction of the first thermal XC functionals^{23–25} that are based on finite-temperature quantum Monte Carlo (QMC) simulations^{25–29} is a relatively recent achievement, and the development of more advanced functionals that occupy higher rungs on Jacob’s ladder of functionals³⁰ remains in its infancy.^{31–33} Moreover, the rigorous benchmarking of existing functionals has been hindered so far by the near complete lack of a reliable test set that would need to be based on exact simulation data for relevant properties of a real HED system.

In this work, we aim to fundamentally change this unsatisfactory situation by introducing a canonical test set for the simulation of warm dense hydrogen based on

exact *ab initio* path integral Monte Carlo (PIMC) calculations.^{34,35} This is particularly motivated by ICF applications,^{36,37} where ignition—a net energy gain with respect to the energy that has been used to compress the fuel capsule—has been demonstrated in a recent milestone experiment.⁴ Here, the hydrogen capsule was shock-compressed and heated keeping electrons partially degenerate with $T \simeq T_F$ ³ (T_F being the usual Fermi temperature³⁸) before the final heating stage to the nuclear fusion regime takes place. At NIF, the compression of the hydrogen capsule drives it from $\rho \simeq 10^{-1}$ g/cc to ignition conditions with $\rho > 10^2$ g/cc. During this process, the mean-inter particle distance decreases from $r_s \approx 4$ to $r_s \ll 1$ (in atomic units).

Using our new *ab initio* PIMC results, we study the breaking of H and H₂ bound states upon increasing the density from $r_s = 4$ to $r_s = 1$ along the electronic Fermi temperature $T = T_F \sim r_s^{-2}$ ($T = 3.13 - 50.1$ eV). This has been achieved by combining information about the electron density with the reduced density gradient (RDG) to unambiguously identify the signature of a hydrogen bound state in bulk hydrogen. Moreover, we provide a generalisation of the RDG that allows us to study the interstitial electronic structure, which is of major interest for the exploration of new materials, e.g, with so-called interstitial quasiatoms.^{39,40}

Finally, we use our PIMC based test set to provide the first rigorous assessment of a variety of widely used XC functionals for KS-DFT calculations of warm dense hydrogen. In particular, we study the ability of functionals on the level of the local density approximation (LDA), generalized gradient approximation (GGA), and meta-GGA to capture the manifestation—and eventual breaking—of electron–proton bound states across a wide range of densities. Overall, we find that the inclusion of thermal XC effects even on the level of the LDA leads to an improved description in all cases, which has important implications for the future development of improved XC functionals for warm-dense matter (WDM) applications. Our test set is freely available online⁴¹ and can be used to unambiguously benchmark both existing and novel tools for WDM theory.

The paper is organized as follows: In Sec. 2.1, we present new PIMC results for

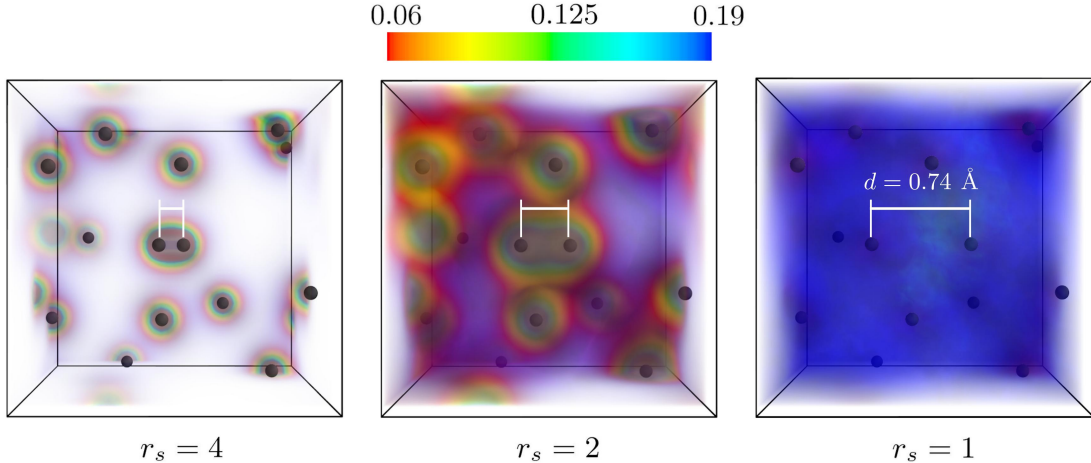


Figure 2: *Ab initio* PIMC results for the electron density in warm dense hydrogen for a snapshot of 14 protons at $r_s = 4$ (left), $r_s = 2$ (center), and $r_s = 1$ (right) for $T = T_F$. In the central region of the simulation cell, two protons are positioned with a distance of $d = 0.74 \text{ \AA}$ to each other (white bars); this molecular configuration is not changed for different r_s . The positions of the surrounding protons are re-scaled while keeping the angular orientation towards to the center fixed. Note that the density is normalised by the mean density n_0 , and we cut out values above $n = 0.2n_0$ for better visibility.

densities and the RDG. In Sec. 2.2, we introduce a generalised RDG for the analysis of the electronic structure in different regions of the system. In Sec. 2.3, we analyse the KS-DFT data computed using different XC functionals by benchmarking against the PIMC results. In Sec. 2.4, we demonstrate the utility of the RDG for the detection of bound state breaking in warm dense hydrogen using KS-DFT molecular dynamics (KS-DFT-MD) simulations. We conclude the paper by emphasising our main findings and providing an outlook over potential applications of our findings.

2 Results

2.1 Bound state breaking in warm dense hydrogen

For isolated molecular dimers, the dissociation process is theoretically studied by performing simulations at different values of the distance between the atoms constituting a molecule ;⁴² see the Supplemental Material⁴³ for additional information. In contrast,

the compression induced breaking of bound states is caused by the increasingly close average distance of the particles in bulk hydrogen. To gain insight on how this effect works for H_2 in the HED regime, we consider a disordered configuration of protons with a single H_2 molecule in the center of the simulation cell. The corresponding PIMC results for the electronic density are shown in Fig. 2, with the left panel corresponding to the lowest considered value of the density, $r_s = 4$. In addition to its relevance for ICF compression experiments, such dilute hydrogen can also be realized experimentally in hydrogen jets.⁸ The comparably strong electron–electron coupling makes it a potentially challenging test bed for different methods, and might give rise to exotic, hitherto unobserved phenomena such as the emergence of a roton-type feature in the dynamic structure factor.⁷ Due to the large interatomic distance, the H_2 molecule can easily be identified with the bare eye from the electron density at $r_s = 4$.

To observe the expected change in the H_2 bond due to compression, we shrink the entire system by re-scaling the position vectors of all atoms relative to the central H_2 molecule. Specifically, a re-scaling of the atomic position vectors by a factor of one half and one quarter leads to the decrease of the mean-inter particle distance to $r_s = 2$ and $r_s = 1$, respectively. Note that the distance between the two reference atoms that make up the H_2 molecule at the center of the simulation cell always remains fixed at $d = 0.74 \text{ \AA}$ (white bars).

The highest considered density with $r_s = 1$ is shown in the right panel of Fig. 2. In this case, d is comparable to the average interatomic distance, and it is clear that the molecular bond has been broken. Indeed, all electron–proton bound states are broken in this regime as a direct consequence of the large Fermi temperature of $T_F \approx 50 \text{ eV}$.⁴⁴

A particularly interesting picture can be seen for $r_s = 2$ (the center panel of Fig. 2), where we clearly observe the localisation of the electrons both around the central H_2 molecule and the surrounding hydrogen atoms and, at the same time, a stronger spreading of the electron density into the inter-atomic space compared to the dilute case of $r_s = 4$. Such a situation is very typical for WDM,²⁰ where one cannot clearly distinguish bound and free electrons.⁴⁵

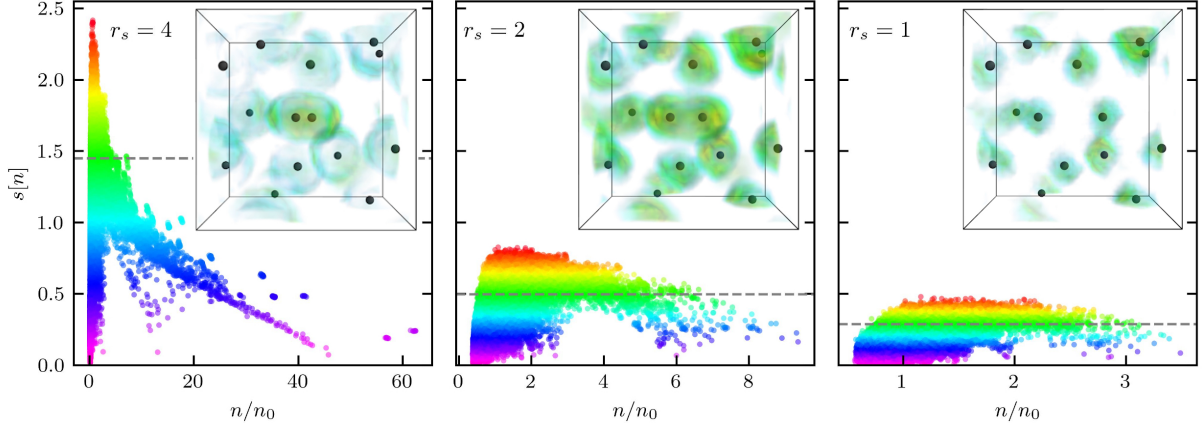


Figure 3: Distribution of the RDG [Eq. (1)] with respect to density for the warm dense hydrogen system shown in Fig. 2. The subplots show the corresponding distribution of the RDG in real space. More specifically, we show the RDG values above the horizontal dashed line in the $s[n]$ plot. This allows us to identify regions where density gradients are particularly important. The colors above the horizontal dashed line serve as the color bar for the distribution of the RDG in real space.

Comparing the electron localisation in H_2 at $r_s = 2$ to that at $r_s = 4$, we observe that the electronic cloud in H_2 is somewhat more extended at the higher density. Evidently, the electronic density by itself does not provide sufficient information about the occurrence of either a molecular bond between two adjacent ions or even the formation of a proper electron–proton bound state in contrast to a screening cloud of a free electron around a nucleus.

To overcome this diagnostic bottleneck, we use the dimensionless reduced density gradient (RDG) measure,⁴⁶

$$s[n] = \frac{|\nabla n(\mathbf{r})|}{2q_F(\mathbf{r})n(\mathbf{r})}, \quad (1)$$

where $n(\mathbf{r})$ is the density, and $q_F(\mathbf{r}) = (3\pi^2 n(\mathbf{r}))^{1/3}$ is the local Fermi wavenumber. The RDG has been shown to be an effective tool to identify bonding at ambient conditions.⁴⁷ Secondly, the RDG has an appealing physical meaning as the local representation of the electronic momentum⁴⁸ within quantum kinetic energy. In particular, $s[n]$ is the ratio of the local electron momentum to twice the local Fermi momentum $2q_F[n]$. This ratio also naturally appears in the density gradient expansion of XC functionals in KS-DFT^{49–51} and of kinetic energy functionals in orbital-free DFT.^{52–55} In fact, $s[n]$

is a key ingredient to the construction of XC functionals beyond the local density approximation. Finally, we note that the reduced density gradient is related to the ionization potential of atoms,⁵⁶ which is an input quantity in multi-scale simulation models of ICF.³⁷

In Fig. 3, we show the RDG $s[n]$ as a function of the electronic density at $r_s = 4$ (left), $r_s = 2$ (center), and $r_s = 1$ (right). In addition, we provide the corresponding distribution of $s[n]$ within the 3D simulation cell in the subplots. Clearly, the dependence of the RDG on the density is non-monotonic. At large density values $n \gg n_0$ (with $n_0 = 3/(4\pi r_s^3)$)—i.e., in close proximity to the protons— $s[n]$ decreases with the increase in the density since the Fermi momentum scales as $q_F[n] \sim n^{1/3}$ while the density gradient amplitude $|\nabla n|$ is limited by Kato’s cusp condition.⁵⁶ In the opposite limit of low densities, the density gradient $|\nabla n|$ also decreases since the Coulomb field is effectively screened in the inter-atomic space. The RDG $s[n]$ attains its largest values at a distance to a proton for which the local electron quantum momentum exceeds the Fermi momentum. To identify this region, we spatially resolve the top 40% values of $s[n]$ in the subplots. Specifically, these values correspond to the data points above the horizontal dashed-line in the respective $s[n]$ plots on the left.

At $r_s = 4$, we observe that a sharp peak in $s[n]$ (with $\max(s[n]) \simeq 2.4$) at small n identifies the electronic shell structure of a bound state both of a hydrogen atom and, in particular, in the H_2 molecule. Indeed, this shell structure is characteristic for an isolated H_2 molecule,⁴³ and we have confirmed this observation by performing KS-DFT simulations with the Fermi-Löwdin orbital self-interaction correction^{57–60} for a single molecule at different nuclei separations; see the Supplemental Material⁴³ for additional information. These calculations further substantiate our identification of the sharp peak in $s[n]$ for low n with a signature of bound states in both H and H_2 .

Upon increasing the density to $r_s = 2$, we observe a significant flattening of the $s[n]$ distribution. Moreover, the maximum of $s[n]$ is reduced by more than a factor of two to $\max(s[n]) \simeq 0.8$, and the sharp signal of bound states disappears entirely. This constitutes a clear observation of the breaking of bound states in warm dense hydrogen,

both for the disordered atoms and the single molecular configuration around the center. Further, it can be seen clearly that the distribution of $s[n]$ in real space does not have a clear shell structure. Finally, we remark that any qualitative difference between H and H₂ disappears at $r_s = 2$, which, too, is a direct consequence of the disappearance of the electronic bound states.

In the right panel of Fig. 3, we show corresponding results for the highest considered density, $r_s = 1$. Here the main trend is given by a further flattening of the distribution of $s[n]$, and a further overall decrease of its magnitude with $\max(s[n]) \simeq 0.4$. Looking at the depiction of $s[n]$ in real space in the subplot, we find an even more clear suppression of any electronic shell structures compared to the previous case of $r_s = 2$. Similar changes in the distribution of $s[n]$ are also observed when we keep the density fixed and increase the temperature (see the Supplemental Material⁴³). This indicates that $s[n]$ can be used to study bound states breaking in other ionization scenarios as well.

We note that the analysis presented in Fig. 3 has been carried out for a set of comparably small synthetic snapshots. A corresponding RDG analysis of real bulk hydrogen based on DFT-MD simulations of $N = 500$ hydrogen atoms is shown in Fig. 7 below and leads to the same trends.

2.2 Generalised dimensionless RDG

The dimensionless RDG $s[n]$ plays an important role in the construction of XC functionals beyond LDA.^{46,50} To quantify the quality of thermal KS-DFT for the description of electronic density gradients, we analyse the deviation in $s[n]$ between KS-DFT and PIMC data. In this context, we note that—as we have seen earlier— $s[n]$ attains a maximum around the outer layer of an atom or molecule, and rapidly decays both in the inter-atomic region and around the protons. Hence, the usual definition of $s[n]$ puts the focus on certain density regions, which potentially limits its utility as a benchmark for the quality of different XC functionals. To avoid this undesirable feature, we introduce a density re-weighting of the form $s[n] (n/n_0)^\alpha$, thereby generalising the dimensionless RDG defined above. For example, by setting $\alpha = 1/3$, we compensate

for the fast decay of $s[n]$ with density at $n/n_0 \gg 1$ due to the $q_F \sim n^{-1/3}$ dependence in Eq. (1). Exploring the behavior of $s[n] (n/n_0)^\alpha$, we find that the variation of α leads to a shift in the maximum of $s[n] (n/n_0)^\alpha$ into the inter-atomic region for $\alpha < 0$ and closer to protons for $\alpha > 0$ compared to the usual case of $\alpha = 0$. In practice, the modified RDG thus allows us to perform a scanning of the quality of density gradients across different regions. For benchmarking purposes, it is convenient to condensate the information about the generalised RDG into a single scalar number by defining the integrated measure

$$S(\alpha) = \frac{1}{N} \int dn s[n] \left(\frac{n}{n_0} \right)^\alpha, \quad (2)$$

with N being the total number of particles in the integration volume. Eq. (2) thus plays a central role for our assessment of a variety of XC functionals in thermal KS-DFT simulations below.

In Fig. 4, we show $s[n] (n/n_0)^\alpha$ for $\alpha = 1/3$ and $\alpha = -1/3$ computed from our exact PIMC results for hydrogen at $r_s = 4$. Comparing these data with the results for $\alpha = 0$ shown in the left subplot of Fig. 3 above, we find that setting α to negative values leads to a shift of the maximum of $s[n] (n/n_0)^\alpha$ to smaller densities, i.e., to the inter-atomic region. Moreover, the distribution $s[n]$ becomes substantially narrower. In contrast, setting $\alpha = 1/3$ shifts the maximum to larger densities, and the RDG distribution is broadened. To get a more intuitive picture of the effects of the density re-weighting, we show the corresponding distribution of the generalised RDG in panels (c) and (d). Indeed, setting $\alpha = -1/3$ reveals a hitherto hidden but remarkably rich structure of density gradients between the protons, whereas $\alpha = 1/3$ puts the focus on the close vicinity of the latter.

In the context of the present work, we use $s[n] (n/n_0)^\alpha$ to test the quality of the KS-DFT results for the density gradients by comparing with the exact PIMC data. Furthermore, our results indicate that $s[n] (n/n_0)^\alpha$ with $\alpha < 0$ is particularly useful for the analysis of the features of the electronic structure in the inter-atomic region.

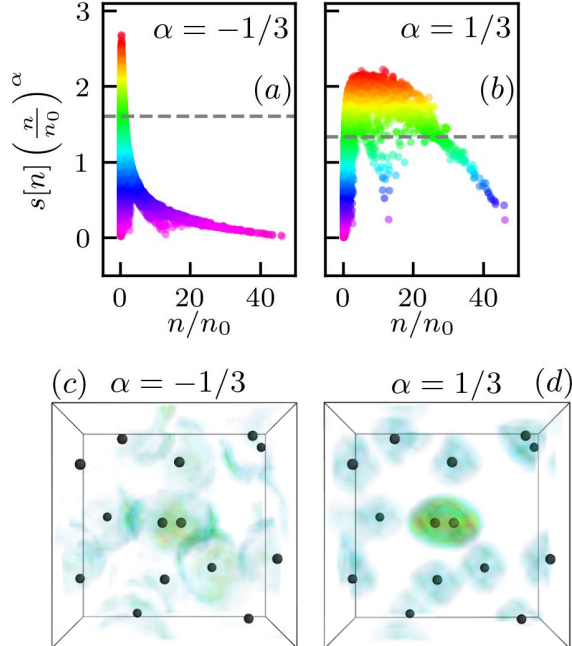


Figure 4: Generalized dimensionless RDG $s[n] (n/n_0)^\alpha$ at $\alpha = -1/3$ and $\alpha = 1/3$ for $r_s = 4$ and $T = T_F$. We show that the variation of α allows emphasizing the rich behaviour of the density gradient at different distances from protons. Panels (a) and (b) show the distribution of $s[n] (n/n_0)^\alpha$ as a function of the density at $\alpha = -1/3$ and $\alpha = 1/3$, respectively. Panels (c) and (d) show corresponding results for $s[n] (n/n_0)^\alpha$ in real space, including data points above the dashed horizontal lines in panels (a) and (b). The colors above the horizontal dashed line in panels (a) and (b) serve as the color bar for the distribution of the RDG in real space in panels (c) and (d).

2.3 Benchmarking XC functionals and the role of thermal effects

The integrated RDG measure $S(\alpha)$, cf. Eq. (2) above, constitutes a convenient scalar quantity to analyse the capability of different XC functionals to capture density gradients, and the rich physics they entail, in real WDM systems. We analysed the quality of eight XC functionals commonly used in material science, including the LDA as it has been parametrized by Perdew and Zunger,⁶¹ the GGA level functionals PBE,⁶² PBEsol⁶³ and the Armiento–Mattsson functional (AM05),⁶⁴ and the meta-GGA approximations TPSS,⁶⁵ revTPSS,⁶⁶ and SCAN.⁶⁷ It is important to note that these functionals have exclusively been constructed for applications at ambient conditions, where the electrons are in their respective ground state. However, using such a functional

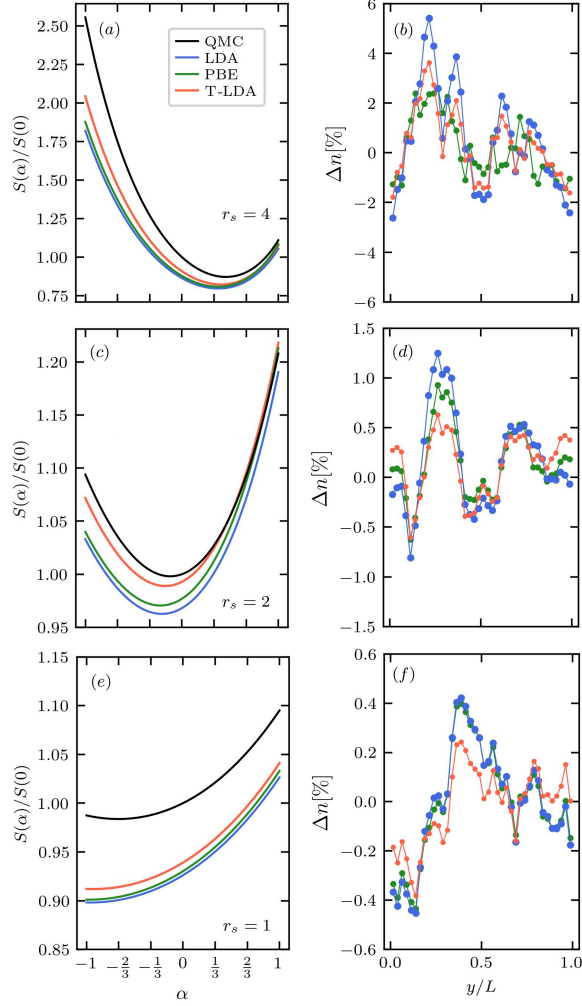


Figure 5: Integrated RDG measure $S(\alpha)$ [Eq. (2)], for (a) $r_s = 4$, (c) $r_s = 2$, and (e) $r_s = 1$. All $S(\alpha)$ curves are normalised to the result of $S(0)$ from PIMC; we find $S(0) \simeq 0.913$ for $r_s = 4$, $S(0) \simeq 0.344$ for $r_s = 2$, and $S(0) \simeq 0.176$ for $r_s = 1$. In addition, we show the deviation of KS-DFT results using ground-state LDA, PBE, and thermal LDA from the exact PIMC reference data for the electronic density projected along the y -axis in panels (b), (d), and (f).

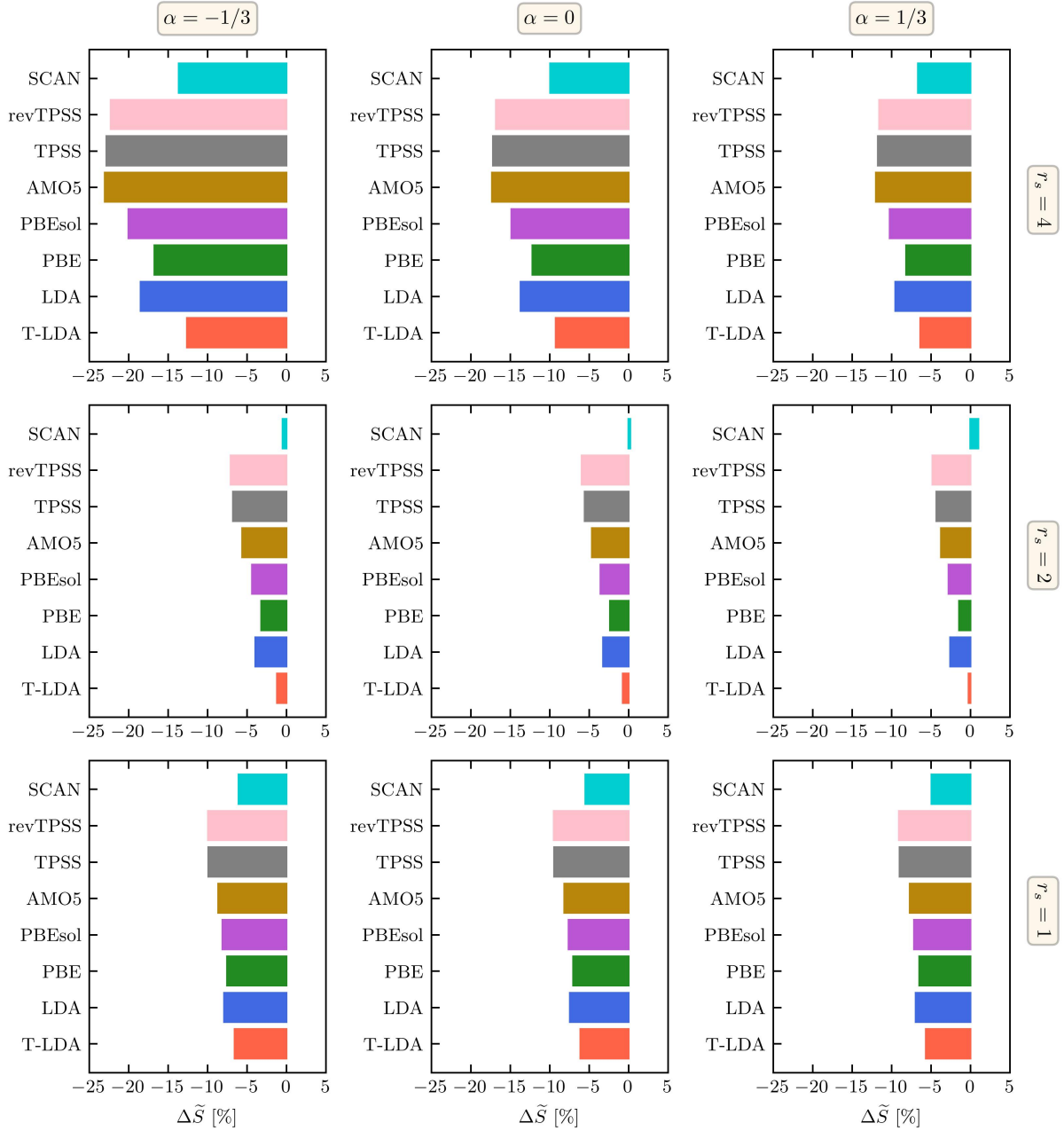


Figure 6: Relative difference in the integrated RDG measure [cf. Eq. (3)] between KS-DFT simulations using different XC functionals and the exact PIMC reference data. The top, center and bottom rows correspond to $r_s = 4$, $r_s = 2$, and $r_s = 1$, and the left, center, and right columns have been obtained for $\alpha = -1/3$, $\alpha = 0$, and $\alpha = 1/3$.

for applications in the WDM regime can potentially lead to substantial inaccuracies, as it has been reported by independent groups.^{31,33,68–70} To rigorously assess the importance of thermal XC effects that are, by definition, not included into the aforementioned ground-state functionals, we also study the finite-temperature LDA (T-LDA) XC functional by Groth *et al.*²⁴ For completeness, we note that more sophisticated thermal XC-functionals on the level of GGA and meta-GGA have been developed very recently.^{32,33,71} Applying such novel functionals to the present canonical test set of warm dense hydrogen constitutes an important project for future work.

In the left column of Fig. 5, we compare our exact PIMC reference results (black) for $S(\alpha)$ to analogous KS-DFT results based on ground-state LDA (blue), PBE (green), and thermal LDA (red); the top, center, and bottom rows correspond to $r_s = 4$, $r_s = 2$, and $r_s = 1$. Note that all curves are normalised to the result for $S(0)$ of PIMC at a given r_s .

Let us postpone the discussion of $S(\alpha)$ for now and proceed to the right column of Fig. 5 that shows the deviation of KS-DFT simulations to the PIMC results in the electron density projected along the y -axis. Evidently, all considered XC functionals exhibit a similar level of accuracy with deviations of a few percent at $r_s = 4$ and less than one percent at $r_s = 1$. On average, thermal LDA performs slightly better than the ground state LDA and PBE for the two highest densities, but similar to PBE at $r_s = 4$. Therefore, we cannot clearly resolve the role of thermal XC effects from this analysis.

In contrast, our results for $S(\alpha)/S(0)$ that are shown in the left column of Fig. 5 reveal a substantial, systematic improvement due to the thermal LDA functional over a wide range of α -values for all considered densities. This clearly demonstrates the role of thermal effects in capturing the correct RDG.

From a physical perspective, the inverted dome shape of $S(\alpha)$ is a specific feature of bulk systems. In the Supplementary Material,⁴³ we show that $S(\alpha)$ decays exponentially for large α in the case of isolated atoms and molecules due to the decay of the electron density at large distances to the nuclei. For the case of warm dense hy-

drogen that we consider in the present work, we observe that the value of $\alpha = \alpha_{\min}$ at which $S(\alpha)$ attains its minimum changes its sign with the breaking of bound states with increasing density. Our PIMC and KS-DFT calculations for $r_s = 1$, $r_s = 1.5$, $r_s = 2$, $r_s = 2.5$, $r_s = 3$, $r_s = 3.5$ and $r_s = 4$ show that α_{\min} changes its sign around $r_s = 2.5$ when $s[n] \lesssim 1$ (see the Supplemental Material⁴³). The possibility that this finding constitutes a universal sign of bound state breaking in monatomic materials is a very interesting route for future studies.

To get a broader and more complete picture of the performance of a variety of XC functionals on various rungs of Jacob’s ladder of functional approximations, we consider the three representative cases of $\alpha = -1/3$, $\alpha = 0$, and $\alpha = 1/3$ in Fig. 6. More specifically, we analyse the difference in $S(\alpha)$ between the exact PIMC benchmark results and the different KS-DFT data sets via

$$\Delta S(\alpha) = \frac{S_{\text{DFT}}(\alpha) - S_{\text{PIMC}}(\alpha)}{S_{\text{PIMC}}(\alpha)} \times 100 \%, \quad (3)$$

which we visualise as a bar plot. This leads us to the following conclusions:

- (i) thermal LDA performs better than ground-state LDA and all other considered GGA level functionals (PBE, PBEsol, AM05);
- (ii) ground state PBE improves the quality of the RDG description compared to ground-state LDA;
- (iii) comparing the results for meta-GGA functionals with each other, we see that SCAN performs significantly better than TPSS and revTPSS;
- (iv) thermal LDA and SCAN provide results for the RDG of a similar quality.

Despite the fact that SCAN is built on top of the ground-state LDA, the observed similarity between the quality in the RDG to that of thermal LDA might be a result of the information about the orbital kinetic energy densities in SCAN that automatically take into account the thermal spreading of the occupation numbers. The latter is due to the exact constraints based design of SCAN⁶⁷ utilising the orbital kinetic energy

densities $\tau = \sum_i^{N_b} (1/2) f_i |\psi_i|^2$, where N_b is the number of bands, f_i is the occupation number of a Kohn-Sham orbital ψ_i at a given temperature. Taking into account the definition of the kinetic energy operator as a double gradient in coordinate space, it is then not surprising that the two considered XC-functionals that include thermal kinetic XC-effects best describe the RDG.

In general, we observe that the quality of the RDG from KS-DFT simulations is worse at $r_s = 4$ compared to $r_s = 2$ and $r_s = 1$. This is expected since the degree of electron localization around the protons is much stronger at low densities. From Fig. 6, we see that the quality of the RDG from thermal KS-DFT with the thermal LDA and ground-state SCAN functionals is extremely good at $r_s = 2$. This is relevant information for WDM research since WDM is often generated using metals⁷² in experiments. Interestingly, the quality of the analysed thermal KS-DFT results for the RDG is somewhat worse at $r_s = 1$ compared to $r_s = 2$ despite the significantly less pronounced electronic structure in this regime. This is a direct and somewhat artificial consequence of the small variations in the amplitude of the RDG. While being a subtle feature that is hard to capture from a theoretical perspective, it is of near negligible importance for any physical properties of the system. This is similar to the role of the local field correction (or, equivalently, the static XC-kernel) at high densities and temperatures,⁷³ which is not accurately captured by common dielectric theories; at the same time, physical observables such as the linear density response function are described with high accuracy even on the mean-field level in this regime.

2.4 Utility of the RDG measure for DFT-MD simulations of bulk hydrogen

To unambiguously demonstrate the general utility of the RDG for the detection of bound state breaking in warm dense hydrogen, we have carried out additional extensive simulations with $N = 500$ hydrogen atoms. The snapshots are generated by performing KS-DFT-MD simulations for $r_s = 1$, $r_s = 2$, and $r_s = 4$ at the electronic Fermi

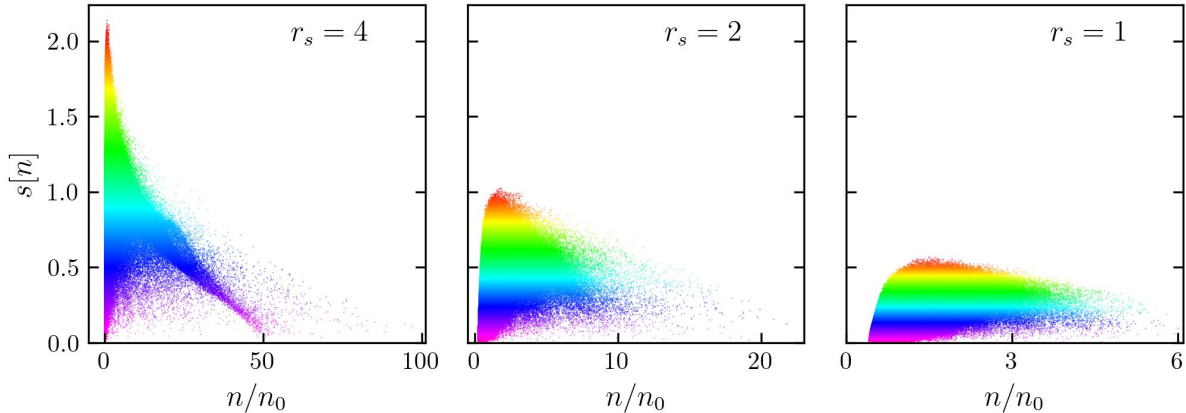


Figure 7: Distribution of the RDG [Eq. (1)] with respect to density for warm dense hydrogen computed using KS-DFT data for 500 atoms using the T-LDA²⁴ XC functional. Snapshots for $r_s = 4$, $r_s = 2$, and $r_s = 1$ were generated by self-consistent KS-DFT-MD simulations at the corresponding densities and temperatures.

temperature, $T = T_F$. In contrast to the previous example, we use snapshots that are self-consistently computed using KS-DFT-MD independently for each set of parameters. The results for the dependence of the RDG on the density are presented in Fig. 7 for $r_s = 4$ (left), $r_s = 2$ (center) and $r_s = 1$ (right). Clearly, we find the same qualitative trends as for the smaller synthetic snapshots analyzed in Fig. 3 above. Specifically, we observe a sharp peak of the RDG at $r_s = 4$ (with the maximum around $\max(s[n]) \simeq 2.25$ and $\alpha_{\min} = 0.0425$), which is a signal of the presence of bound states in the system. When the density parameter is decreased to $r_s = 2$ and $r_s = 1$, the sharply peaked structure disappears as the bound states are being broken. This is accompanied by a significant decrease of the maximum value of the RDG distribution with respect to the density. At $r_s = 2$ we have $s[n] \lesssim 1$ with $\alpha_{\min} = -0.025$ and at $r_s = 1$ we have $s[n] \lesssim 0.5$ with $\alpha_{\min} = -0.45$. The presented results for 500 particles thus further demonstrate the utility of the RDG for the detection of bound state breaking in warm dense hydrogen.

3 Discussion

The formation and, conversely, breaking of bound states in hydrogen and heavier elements has an important role in HED physics; it is directly relevant both for experiments, e.g. in the context of ICF, and for our understanding of astrophysical objects such as Jupiter. Yet, the extreme conditions in HED experiments constitute a significant obstacle for the experimental study of this process. In this regard, *ab initio* simulations are indispensable to understand the physics and chemistry at these conditions. In practice, the most widely used first-principles method for such studies is KS-DFT. Having originally being developed for applications at ambient conditions, the extension of KS-DFT to high temperatures remains significantly less developed compared to the ground-state case. In particular, the accuracy of a KS-DFT simulation decisively depends on the utilized XC functional. Being of an a-priori unknown quality, new XC functionals^{31,74} require the rigorous benchmarking against test sets that are based on either experimental observations or higher level simulation methods. In the present work, we present the first suitable test set for a real warm-dense matter system based on exact PIMC calculations. It is freely available online⁴¹ and can be used to benchmark XC-functionals, thereby potentially resolving the discrepancy between the thermal GGA functionals introduced by two independent groups in Ref.⁷⁴ and Ref.³¹ Moreover, these data will be useful to guide the development of new tools for HED theory.

Among the presented findings, we first highlight the utility of the dimensionless RDG $s[n]$ in identifying the pressure induced ionisation in the medium. Second, the generalized RDG $s[n] (n/n_0)^\alpha$ that has been introduced in this work can be used as a tool for the study of the interstitial electronic structure. Third, our analysis clearly highlights the importance of explicitly thermal contributions to the XC functional for the description of the density gradients. It is most likely a direct consequence of the entropic contribution to the kinetic part of the total XC free energy that is completely missing from ground-state functionals. In this context, we reiterate the relevance of information about the distribution of the RDG for the further development of thermal

XC functionals, for example for ICF applications.

We are convinced that our work opens up a number of new avenues for impactful future research. First and foremost, our findings will inform the development of novel functionals that are specifically designed for applications in the HED regime. In this regard, a particularly promising route is given by a new, fully nonlocal class of thermal XC functionals based on a combination of the adiabatic connection formula with the fluctuation–dissipation theorem.⁷⁵ This line of research may eventually lift thermal KS-DFT calculations onto the same level of accuracy as KS-DFT calculations at ambient conditions, where its success regarding the description of real materials arguably remains unrivaled.

In addition to its demonstrated utility for the assessment of XC functionals for KS-DFT, the presented test set constitutes an unassailable benchmark for any theoretical method that is available in the warm-dense matter regime. This is particularly interesting to understand the accuracy of the fixed-node approximation in PIMC simulations. On the one hand, this restricted PIMC method⁷⁶ allows one to completely circumvent the exponential computational bottleneck due to the fermion sign problem,⁷⁷ which has allowed Militzer *et al.*^{78,79} to present extensive numerical results for a gamut of WDM systems including second-row elements and composite materials.⁸⁰ On the other hand, this paradigm constitutes a de-facto uncontrolled approximation in practice, and rigorous benchmarks have been hitherto limited to the comparably simple uniform electron gas model;^{28,29,81} here systematic errors of the order of $\sim 10\%$ have been reported by Schoof *et al.*²⁹ Our new test set thus presents the first opportunity to assess the accuracy of the fixed-node approximation in PIMC for a real warm-dense matter system.

We mention that the present study of the RDG can be extended beyond hydrogen, which has a particular relevance for HED science. More specifically, the complex interplay of numerous physical effects at these conditions leads to interesting effects such as partial ionization, in particular of heavier elements. Checking the capability of the RDG to capture the nontrivial superposition of different charge states thus constitutes

a natural follow-up project of this work. Indeed, this line of thought might, for example, help to shine light onto the delocalization of atomic orbitals in Be at extreme temperature and density that has very recently been observed by Döppner *et al.*⁸² at the NIF.

Finally, we note that the RDG, generalised RDG, and the integrated measure Eq. (2) can, in principle, be employed to analyse the electronic structure not only in materials at high temperatures, but also at low temperatures.

Appendix

PIMC simulation details

We have carried out *ab initio* PIMC calculations to get exact results for the 3D single-electron density profile using the set-up described in Refs.^{34,35} We use $P = 500$ imaginary-time propagators within the pair approximation,⁸³ and the convergence with P has been carefully checked. Note that we do not impose any nodal restrictions⁷⁶ on the thermal density matrix. Therefore, our calculations are computationally involved (we use $\mathcal{O}(10^5)$ CPUh for a single calculation) due to the fermion sign problem,⁷⁷ but exact within the given Monte Carlo error bars. The PIMC data are freely available online,⁴¹ and can be used for a variety of applications.

Thermal KS-DFT simulation details

The results from thermal KS-DFT simulations were computed using the GPAW^{84,85} electronic structure code. For $r_s = 4$, we used a standard PAW setup provided by GPAW to accelerate the convergence of our results.⁸⁶ For $r_s = 4$, we set the k -points sampling to $10 \times 10 \times 10$, the energy cutoff to 440 eV and the main simulation cell size to $15.54 a_0$ (with a_0 being the first Bohr radius). For $r_s = 2$ and $r_s = 1$, we have performed all-electron calculations with the field of each ion being represented by a bare Coulomb interaction. This is done to avoid potential problems related to the finite effective cutoff

range at small distances in PAW setups. For $r_s = 2$ and $r_s = 1$, we used the energy cutoff 2700 eV and k-points sampling $10 \times 10 \times 10$. We set the number of bands for $N = 14$ particles to be $N_b = 280$ at all considered densities. The main simulation cell size at $r_s = 2$ ($r_s = 1$) is $7.77 a_0$ ($3.885 a_0$). For occupation numbers smearing we have $T = 3.132$ eV at $r_s = 4$, $T = 12.528$ eV at $r_s = 2$, and $T = 50.112$ eV at $r_s = 1$. As a convergence criterion for the self-consistent field cycle we required the change in energy in the last three iterations to be less than 0.5 meV per electron, the change in density to be less than 10^{-4} per electron, and for the eigenstates the integrated value of the square of the residuals of the KS equations to be less than 4×10^{-8} eV² per electron. These simulation parameters have been rigorously tested with respect to convergence of the total energy.

For the RDG calculations of the system with $N = 500$ particles at the Γ point and using T-LDA,²⁴ we set the number of bands to $N_b = 6000$ at $r_s = 1$ ($T = 50.112$ eV) and $r_s = 2$ ($T = 12.528$ eV), and to $N_b = 2700$ at $r_s = 4$ ($T = 3.132$ eV). We performed KS-DFT-MD simulations using the GPU implementation of the Vienna ab initio simulation package (VASP).⁸⁷⁻⁸⁹ To accelerate the equilibration part of the MD simulations, we used the hybrid approach reported in Ref.⁹⁰ Accordingly, the KS-DFT-MD simulations were initialised using ionic coordinates from snapshots generated by performing orbital-free DFT-MD using the DFTpy package.⁹¹ Equilibrated snapshots were obtained from KS-DFT-MD simulations with 480 MD steps at $r_s = 1$, 700 MD steps at $r_s = 2$, and 3200 MD steps at $r_s = 4$ (with each MD time step set to 0.01 fs). The KS-DFT-MD simulations were performed using a Nose-Hoover thermostat with the coupling parameter of the system to the heat bath Q (effective mass) set to $Q = 0.5$.

Data Availability

The data supporting the findings of this study are available on the Rossendorf Data Repository (RODARE).⁴¹

Acknowledgments

We gratefully acknowledge helpful comments by David Blaschke. This work was partially supported by the Center for Advanced Systems Understanding (CASUS) which is financed by Germany's Federal Ministry of Education and Research (BMBF) and by the Saxon state government out of the State budget approved by the Saxon State Parliament. This work has received funding from the European Research Council (ERC) under the European Union's Horizon 2022 research and innovation programme (Grant agreement No. 101076233, "PREXTREME"). The PIMC calculations were carried out at the Norddeutscher Verbund für Hoch- und Höchstleistungsrechnen (HLRN) under grant shp00026 and on a Bull Cluster at the Center for Information Services and High Performance Computing (ZIH) at Technische Universität Dresden. This work was partially performed on the HoreKa supercomputer funded by the Ministry of Science, Research and the Arts Baden-Württemberg and by the Federal Ministry of Education and Research, and at the Norddeutscher Verbund für Hoch- und Höchstleistungsrechnen (HLRN) under grant mvp00024. MP and XS acknowledge the National Science Foundation under Grants No. CHE-2154760, OAC-1931473.

References

- (1) Benuzzi-Mounaix, A.; Mazevet, S.; Ravasio, A.; Vinci, T.; Denoeud, A.; Koenig, M.; Amadou, N.; Brambrink, E.; Festa, F.; Levy, A.; Harmand, M.; Brygoo, S.; Huser, G.; Recoules, V.; Bouchet, J.; Morard, G.; Guyot, F.; de Resseguier, T.; Myanishi, K.; Ozaki, N.; Dorchies, F.; Gaudin, J.; Leguay, P. M.; Peyrusse, O.; Henry, O.; Raffestin, D.; Pape, S. L.; Smith, R.; Musella, R. Progress in warm dense matter study with applications to planetology. Physica Scripta **2014**, T161, 014060.
- (2) Fortov, V. E. Extreme states of matter on Earth and in space. Phys.-Usp **2009**, 52, 615–647.

- (3) Hu, S. X.; Militzer, B.; Goncharov, V. N.; Skupsky, S. First-principles equation-of-state table of deuterium for inertial confinement fusion applications. Physical Review B **2011**, 84, 224109.
- (4) Betti, R. A milestone in fusion research is reached. Nature Reviews Physics **2023**, 5, 6–8.
- (5) Morales, M. A.; Pierleoni, C.; Schwegler, E.; Ceperley, D. M. Evidence for a first-order liquid-liquid transition in high-pressure hydrogen from ab initio simulations. Proceedings of the National Academy of Sciences **2010**, 107, 12799–12803.
- (6) Pierleoni, C.; Morales, M. A.; Rillo, G.; Holzmann, M.; Ceperley, D. M. Liquid–liquid phase transition in hydrogen by coupled electron–ion Monte Carlo simulations. Proceedings of the National Academy of Sciences **2016**, 113, 4953–4957.
- (7) Hamann, P.; Kordts, L.; Filinov, A.; Bonitz, M.; Dornheim, T.; Vorberger, J. Prediction of a roton-type feature in warm dense hydrogen. Phys. Rev. Res. **2023**, 5, 033039.
- (8) Zastra, U.; Sperling, P.; Harmand, M.; Becker, A.; Bornath, T.; Bredow, R.; Dziarzhyski, S.; Fennel, T.; Fletcher, L. B.; Förster, E.; Göde, S.; Gregori, G.; Hilbert, V.; Hochhaus, D.; Holst, B.; Laarmann, T.; Lee, H. J.; Ma, T.; Mithen, J. P.; Mitzner, R.; Murphy, C. D.; Nakatsutsumi, M.; Neumayer, P.; Przystawik, A.; Roling, S.; Schulz, M.; Siemer, B.; Skruszewicz, S.; Tiggesbäumker, J.; Toleikis, S.; Tschentscher, T.; White, T.; Wöstmann, M.; Zacharias, H.; Döppner, T.; Glenzer, S. H.; Redmer, R. Resolving Ultrafast Heating of Dense Cryogenic Hydrogen. Phys. Rev. Lett. **2014**, 112, 105002.
- (9) Bell, T. J.; Cowan, N. B. Increased heat transport in ultra-hot Jupiter atmospheres through H₂ dissociation and recombination. The Astrophysical Journal Letters **2018**, 857, L20.

- (10) Tan, X.; Komacek, T. D. The atmospheric circulation of ultra-hot Jupiters. The Astrophysical Journal **2019**, 886, 26.
- (11) Wang, X.; Bi, T.; Hilleke, K. P.; Lamichhane, A.; Hemley, R. J.; Zurek, E. Dilute carbon in H₃S under pressure. npj Computational Materials **2022**, 8, 87.
- (12) Drozdov, A. P.; Eremets, M. I.; Troyan, I. A.; Ksenofontov, V.; Shylin, S. I. Conventional superconductivity at 203 kelvin at high pressures in the sulfur hydride system. Nature **2015**, 525, 73–76.
- (13) Fernandez-Pañella, A.; Millot, M.; Fratanduono, D. E.; Desjarlais, M. P.; Hamel, S.; Marshall, M. C.; Erskine, D. J.; Sterne, P. A.; Haan, S.; Boehly, T. R.; Collins, G. W.; Eggert, J. H.; Celliers, P. M. Shock Compression of Liquid Deuterium up to 1 TPa. Phys. Rev. Lett. **2019**, 122, 255702.
- (14) Moses, E. I.; Boyd, R. N.; Remington, B. A.; Keane, C. J.; Al-Ayat, R. The National Ignition Facility: Ushering in a new age for high energy density science. Physics of Plasmas **2009**, 16, 041006.
- (15) Döppner, T.; Callahan, D. A.; Hurricane, O. A.; Hinkel, D. E.; Ma, T.; Park, H.-S.; Berzak Hopkins, L. F.; Casey, D. T.; Celliers, P.; Dewald, E. L.; Dittrich, T. R.; Haan, S. W.; Kritcher, A. L.; MacPhee, A.; Le Pape, S.; Pak, A.; Patel, P. K.; Springer, P. T.; Salmonson, J. D.; Tommasini, R.; Benedetti, L. R.; Bond, E.; Bradley, D. K.; Caggiano, J.; Church, J.; Dixit, S.; Edgell, D.; Edwards, M. J.; Fittinghoff, D. N.; Frenje, J.; Gatu Johnson, M.; Grim, G.; Hatarik, R.; Havre, M.; Herrmann, H.; Izumi, N.; Khan, S. F.; Kline, J. L.; Knauer, J.; Kyrala, G. A.; Landen, O. L.; Merrill, F. E.; Moody, J.; Moore, A. S.; Nikroo, A.; Ralph, J. E.; Remington, B. A.; Robey, H. F.; Sayre, D.; Schneider, M.; Streckert, H.; Town, R.; Turnbull, D.; Volegov, P. L.; Wan, A.; Widmann, K.; Wilde, C. H.; Yeaman, C. Demonstration of High Performance in Layered Deuterium-Tritium Capsule Implosions in Uranium Hohlräume at the National Ignition Facility. Phys. Rev. Lett. **2015**, 115, 055001.

- (16) Frenje, J. A.; Li, C. K.; Séguin, F. H.; Hicks, D. G.; Kurebayashi, S.; Petrasso, R. D.; Roberts, S.; Glebov, V. Y.; Meyerhofer, D. D.; Sangster, T. C.; Soures, J. M.; Stoeckl, C.; Chiritescu, C.; Schmid, G. J.; Lerche, R. A. Absolute measurements of neutron yields from DD and DT implosions at the OMEGA laser facility using CR-39 track detectors. Review of Scientific Instruments **2002**, 73, 2597–2605.
- (17) Kraus, D.; Vorberger, J.; Hartley, N. J.; Lütgert, J.; Rödel, M.; Chekrygina, D.; Döppner, T.; van Driel, T.; Falcone, R. W.; Fletcher, L. B.; Frydrych, S.; Galtier, E.; Gericke, D. O.; Glenzer, S. H.; Granados, E.; Inubushi, Y.; Kamimura, N.; Katagiri, K.; MacDonald, M. J.; MacKinnon, A. J.; Matsuoka, T.; Miyanishi, K.; McBride, E. E.; Nam, I.; Neumayer, P.; Ozaki, N.; Pak, A.; Ravasio, A.; Saunders, A. M.; Schuster, A. K.; Stevenson, M. G.; Sueda, K.; Sun, P.; Togashi, T.; Voigt, K.; Yabashi, M.; Yabuuchi, T. Indirect evidence for elemental hydrogen in laser-compressed hydrocarbons. Phys. Rev. Res. **2023**, 5, L022023.
- (18) Mermin, N. D. Thermal properties of the inhomogeneous electron gas. Physical Review **1965**, 137, A1441–A1443.
- (19) Graziani, F., Desjarlais, M. P., Redmer, R., Trickey, S. B., Eds. Frontiers and challenges in warm dense matter; Springer: International Publishing, 2014.
- (20) Dornheim, T.; Moldabekov, Z. A.; Ramakrishna, K.; Talias, P.; Baczewski, A. D.; Kraus, D.; Preston, T. R.; Chapman, D. A.; Böhme, M. P.; Döppner, T.; Graziani, F.; Bonitz, M.; Cangi, A.; Vorberger, J. Electronic density response of warm dense matter. Physics of Plasmas **2023**, 30, 032705.
- (21) Cohen, A. J.; Mori-Sánchez, P.; Yang, W. Insights into Current Limitations of Density Functional Theory. Science **2008**, 321, 792–794.
- (22) Goerigk, L.; Hansen, A.; Bauer, C.; Ehrlich, S.; Najibi, A.; Grimme, S. A look at the density functional theory zoo with the advanced GMTKN55 database for gen-

- eral main group thermochemistry, kinetics and noncovalent interactions. Physical Chemistry Chemical Physics **2017**, 19, 32184–32215.
- (23) Karasiev, V. V.; Sjostrom, T.; Dufty, J.; Trickey, S. B. Accurate Homogeneous Electron Gas Exchange-Correlation Free Energy for Local Spin-Density Calculations. Phys. Rev. Lett. **2014**, 112, 076403.
- (24) Groth, S.; Dornheim, T.; Sjostrom, T.; Malone, F. D.; Foulkes, W. M. C.; Bonitz, M. Ab initio Exchange-Correlation Free Energy of the Uniform Electron Gas at Warm Dense Matter Conditions. Physical Review Letters **2017**, 119, 135001, Publisher: American Physical Society.
- (25) Dornheim, T.; Groth, S.; Bonitz, M. The uniform electron gas at warm dense matter conditions. Physics Reports **2018**, 744, 1 – 86.
- (26) Brown, E. W.; Clark, B. K.; DuBois, J. L.; Ceperley, D. M. Path-integral monte carlo simulation of the warm dense homogeneous electron gas. Physical Review Letters **2013**, 110, 146405, Number of pages: 5 Publisher: American Physical Society.
- (27) Dornheim, T.; Groth, S.; Sjostrom, T.; Malone, F. D.; Foulkes, W. M. C.; Bonitz, M. Ab initio quantum Monte Carlo simulation of the warm dense electron gas in the thermodynamic limit. Physical Review Letters **2016**, 117, 156403.
- (28) Malone, F. D.; Blunt, N. S.; Brown, E. W.; Lee, D. K. K.; Spencer, J. S.; Foulkes, W. M. C.; Shepherd, J. J. Accurate Exchange-Correlation Energies for the Warm Dense Electron Gas. Phys. Rev. Lett. **2016**, 117, 115701.
- (29) Schoof, T.; Groth, S.; Vorberger, J.; Bonitz, M. Ab initio thermodynamic results for the degenerate electron gas at finite temperature. Physical Review Letters **2015**, 115, 130402, Number of pages: 6 Publisher: American Physical Society.
- (30) Perdew, J. P.; Schmidt, K. Jacob’s ladder of density functional approximations for the exchange-correlation energy. AIP Conference Proceedings **2001**, 577, 1–20.

- (31) Karasiev, V. V.; Dufty, J. W.; Trickey, S. B. Nonempirical Semilocal Free-Energy Density Functional for Matter under Extreme Conditions. Phys. Rev. Lett. **2018**, 120, 076401.
- (32) Mihaylov, D. I.; Karasiev, V. V.; Hu, S. X. Thermal hybrid exchange-correlation density functional for improving the description of warm dense matter. Physical Review B **2020**, 101, 245141.
- (33) Karasiev, V. V.; Mihaylov, D. I.; Hu, S. X. Meta-GGA exchange-correlation free energy density functional to increase the accuracy of warm dense matter simulations. Phys. Rev. B **2022**, 105, L081109.
- (34) Böhme, M.; Moldabekov, Z. A.; Vorberger, J.; Dornheim, T. Ab initio path integral Monte Carlo simulations of hydrogen snapshots at warm dense matter conditions. Phys. Rev. E **2023**, 107, 015206.
- (35) Dornheim, T.; Böhme, M.; Moldabekov, Z.; Vorberger, J. Electronic density response of warm dense hydrogen on the nanoscale, Preprint at <https://arxiv.org/abs/2306.05814> (2023). 2023.
- (36) Zylstra, A. B.; Hurricane, O. A.; Callahan, D. A.; Kritcher, A. L.; Ralph, J. E.; Robey, H. F.; Ross, J. S.; Young, C. V.; Baker, K. L.; Casey, D. T.; Döppner, T.; Divol, L.; Hohenberger, M.; Le Pape, S.; Pak, A.; Patel, P. K.; Tomasini, R.; Ali, S. J.; Amendt, P. A.; Atherton, L. J.; Bachmann, B.; Bailey, D.; Benedetti, L. R.; Berzak Hopkins, L.; Betti, R.; Bhandarkar, S. D.; Biener, J.; Bionta, R. M.; Birge, N. W.; Bond, E. J.; Bradley, D. K.; Braun, T.; Briggs, T. M.; Bruhn, M. W.; Celliers, P. M.; Chang, B.; Chapman, T.; Chen, H.; Choate, C.; Christopherson, A. R.; Clark, D. S.; Crippen, J. W.; Dewald, E. L.; Dittrich, T. R.; Edwards, M. J.; Farmer, W. A.; Field, J. E.; Fittinghoff, D.; Frenje, J.; Gaffney, J.; Gatu Johnson, M.; Glenzer, S. H.; Grim, G. P.; Haan, S.; Hahn, K. D.; Hall, G. N.; Hammel, B. A.; Harte, J.; Hartouni, E.; Heebner, J. E.; Hernandez, V. J.; Herrmann, H.; Herrmann, M. C.; Hinkel, D. E.; Ho, D. D.; Holder, J. P.; Hsing, W. W.;

- Huang, H.; Humbird, K. D.; Izumi, N.; Jarrott, L. C.; Jeet, J.; Jones, O.; Kerbel, G. D.; Kerr, S. M.; Khan, S. F.; Kilkenny, J.; Kim, Y.; Geppert Kleinrath, H.; Geppert Kleinrath, V.; Kong, C.; Koning, J. M.; Kroll, J. J.; Kruse, M. K. G.; Kustowski, B.; Landen, O. L.; Langer, S.; Larson, D.; Lemos, N. C.; Lindl, J. D.; Ma, T.; MacDonald, M. J.; MacGowan, B. J.; Mackinnon, A. J.; MacLaren, S. A.; MacPhee, A. G.; Marinak, M. M.; Mariscal, D. A.; Marley, E. V.; Masse, L.; Meaney, K.; Meezan, N. B.; Michel, P. A.; Millot, M.; Milovich, J. L.; Moody, J. D.; Moore, A. S.; Morton, J. W.; Murphy, T.; Newman, K.; Di Nicola, J.-M. G.; Nikroo, A.; Nora, R.; Patel, M. V.; Pelz, L. J.; Peterson, J. L.; Ping, Y.; Pollock, B. B.; Ratledge, M.; Rice, N. G.; Rinderknecht, H.; Rosen, M.; Rubery, M. S.; Salmonson, J. D.; Sater, J.; Schiaffino, S.; Schlossberg, D. J.; Schneider, M. B.; Schroeder, C. R.; Scott, H. A.; Sepke, S. M.; Sequoia, K.; Sherlock, M. W.; Shin, S.; Smalyuk, V. A.; Spears, B. K.; Springer, P. T.; Stadermann, M.; Stoupin, S.; Strozzi, D. J.; Suter, L. J.; Thomas, C. A.; Town, R. P. J.; Tubman, E. R.; Trosseille, C.; Volegov, P. L.; Weber, C. R.; Widmann, K.; Wild, C.; Wilde, C. H.; Van Wonterghem, B. M.; Woods, D. T.; Woodworth, B. N.; Yamaguchi, M.; Yang, S. T.; Zimmerman, G. B. Burning plasma achieved in inertial fusion. Nature **2022**, 601, 542–548.
- (37) Hurricane, O. A.; Patel, P. K.; Betti, R.; Froula, D. H.; Regan, S. P.; Slutz, S. A.; Gomez, M. R.; Sweeney, M. A. Physics principles of inertial confinement fusion and U.S. program overview. Rev. Mod. Phys. **2023**, 95, 025005.
- (38) Ott, T.; Thomsen, H.; Abraham, J. W.; Dornheim, T.; Bonitz, M. Recent progress in the theory and simulation of strongly correlated plasmas: phase transitions, transport, quantum, and magnetic field effects. The European Physical Journal D **2018**, 72, 84.
- (39) Rousseau, B.; Ashcroft, N. W. Interstitial Electronic Localization. Phys. Rev. Lett. **2008**, 101, 046407.

- (40) Miao, M.; Sun, Y.; Zurek, E.; Lin, H. Chemistry under high pressure. Nature Reviews Chemistry **2020**, 4, 508–527.
- (41)
- (42) Shahi, C.; Bhattarai, P.; Wagle, K.; Santra, B.; Schwalbe, S.; Hahn, T.; Kortus, J.; Jackson, K. A.; Peralta, J. E.; Treppe, K.; others Stretched or noded orbital densities and self-interaction correction in density functional theory. The Journal of Chemical Physics **2019**, 150, 174102.
- (43)
- (44) Hu, S. X. Continuum Lowering and Fermi-Surface Rising in Strongly Coupled and Degenerate Plasmas. Phys. Rev. Lett. **2017**, 119, 065001.
- (45) Böhme, M.; Moldabekov, Z. A.; Vorberger, J.; Dornheim, T. Static Electronic Density Response of Warm Dense Hydrogen: Ab Initio Path Integral Monte Carlo Simulations. Phys. Rev. Lett. **2022**, 129, 066402.
- (46) Zupan, A.; Burke, K.; Ernzerhof, M.; Perdew, J. P. Distributions and averages of electron density parameters: Explaining the effects of gradient corrections. The Journal of Chemical Physics **1997**, 106, 10184–10193.
- (47) Johnson, E. R.; Keinan, S.; Mori-Sánchez, P.; Contreras-García, J.; Cohen, A. J.; Yang, W. Revealing noncovalent interactions. Journal of the American Chemical Society **2010**, 132, 6498–6506.
- (48) Bohórquez, H. J.; Boyd, R. J. On the local representation of the electronic momentum operator in atomic systems. The Journal of Chemical Physics **2008**, 129, 024110.
- (49) Perdew, J. P.; Yue, W. Accurate and simple density functional for the electronic exchange energy: Generalized gradient approximation. Phys. Rev. B **1986**, 33, 8800–8802.

- (50) Burke, K.; Perdew, J. P.; Wang, Y. In Electronic Density Functional Theory: Recent Progress and New Directions; Dobson, J. F., Vignale, G., Das, M. P., Eds.; Springer US: Boston, MA, 1998; pp 81–111.
- (51) Constantin, L. A.; Fabiano, E.; Laricchia, S.; Della Sala, F. Semiclassical Neutral Atom as a Reference System in Density Functional Theory. Phys. Rev. Lett. **2011**, 106, 186406.
- (52) Perdew, J. P. Generalized gradient approximation for the fermion kinetic energy as a functional of the density. Physics Letters A **1992**, 165, 79–82.
- (53) Constantin, L. A.; Fabiano, E.; Della Sala, F. Performance of Semilocal Kinetic Energy Functionals for Orbital-Free Density Functional Theory. Journal of Chemical Theory and Computation **2019**, 15, 3044–3055.
- (54) Moldabekov, Z. A.; Bonitz, M.; Ramazanov, T. S. Theoretical foundations of quantum hydrodynamics for plasmas. Physics of Plasmas **2018**, 25, 031903.
- (55) Moldabekov, Z.; Bonitz, M.; Ramazanov, T. Gradient correction and Bohm potential for two- and one-dimensional electron gases at a finite temperature. Contributions to Plasma Physics **2017**, 57, 499–505.
- (56) Nagy, A.; March, N. H. Ratio of density gradient to electron density as a local wavenumber to characterize the ground state of spherical atoms. Molecular Physics **1997**, 90, 271–276.
- (57) Pederson, M. R.; Ruzsinszky, A.; Perdew, J. P. Communication: Self-interaction correction with unitary invariance in density functional theory. J. Chem. Phys. **2014**, 140, 121103.
- (58) Pederson, M. R. Fermi orbital derivatives in self-interaction corrected density functional theory: Applications to closed shell atoms. J. Chem. Phys. **2015**, 142, 064112.

- (59) Pederson, M. R.; Baruah, T. Advances In Atomic, Molecular, and Optical Physics; Elsevier, 2015; pp 153–180.
- (60) Yang, Z.; Pederson, M. R.; Perdew, J. P. Full self-consistency in the Fermi-orbital self-interaction correction. Phys. Rev. A **2017**, 95, 052505.
- (61) Perdew, J. P.; Zunger, A. Self-interaction correction to density-functional approximations for many-electron systems. Physical Review B **1981**, 23, 5048–5079.
- (62) Perdew, J. P.; Burke, K.; Ernzerhof, M. Generalized gradient approximation made simple. Physical Review Letters **1996**, 77, 3865–3868.
- (63) Perdew, J. P.; Ruzsinszky, A.; Csonka, G. I.; Vydrov, O. A.; Scuseria, G. E.; Constantin, L. A.; Zhou, X.; Burke, K. Restoring the density-gradient expansion for exchange in solids and surfaces. Physical Review Letters **2008**, 100, 136406.
- (64) Armiento, R.; Mattsson, A. E. Functional designed to include surface effects in self-consistent density functional theory. Physical Review B **2005**, 72, 085108.
- (65) Tao, J.; Perdew, J. P.; Staroverov, V. N.; Scuseria, G. E. Climbing the Density Functional Ladder: Nonempirical Meta-Generalized Gradient Approximation Designed for Molecules and Solids. Phys. Rev. Lett. **2003**, 91, 146401.
- (66) Perdew, J. P.; Ruzsinszky, A.; Csonka, G. I.; Constantin, L. A.; Sun, J. Workhorse Semilocal Density Functional for Condensed Matter Physics and Quantum Chemistry. Phys. Rev. Lett. **2009**, 103, 026403.
- (67) Sun, J.; Ruzsinszky, A.; Perdew, J. P. Strongly constrained and appropriately normed semilocal density functional. Physical Review Letters **2015**, 115, 036402.
- (68) Ramakrishna, K.; Dornheim, T.; Vorberger, J. Influence of finite temperature exchange-correlation effects in hydrogen. Phys. Rev. B **2020**, 101, 195129.
- (69) Karasiev, V. V.; Calderín, L.; Trickey, S. B. Importance of finite-temperature exchange correlation for warm dense matter calculations. Physical Review E:

Statistical Physics, Plasmas, Fluids, and Related Interdisciplinary Topics **2016**, 93, 063207.

- (70) Sjostrom, T.; Daligault, J. Gradient corrections to the exchange-correlation free energy. Physical Review B **2014**, 90, 155109, Number of pages: 6 Publisher: American Physical Society.
- (71) Karasiev, V. V.; Dufty, J. W.; Trickey, S. B. Nonempirical semilocal free-energy density functional for matter under extreme conditions. Physical Review Letters **2018**, 120, 076401.
- (72) Döppner, T.; Bethkenhagen, M.; Kraus, D.; Neumayer, P.; Chapman, D. A.; Bachmann, B.; Baggott, R. A.; Böhme, M. P.; Divol, L.; Falcone, R. W.; Fletcher, L. B.; Landen, O. L.; MacDonald, M. J.; Saunders, A. M.; Schörner, M.; Sterne, P. A.; Vorberger, J.; Witte, B. B. L.; Yi, A.; Redmer, R.; Glenzer, S. H.; Gericke, D. O. Observing the onset of pressure-driven K-shell delocalization. Nature **2023**, 618, 270–275.
- (73) Dornheim, T.; Moldabekov, Z. A.; Vorberger, J.; Groth, S. Ab initio path integral monte carlo simulation of the uniform electron gas in the high energy density regime. Plasma Physics and Controlled Fusion **2020**, 62, 075003.
- (74) Kozłowski, J.; Perchak, D.; Kieron Burke, <https://arxiv.org/abs/2308.03319>. Generalized Gradient Approximation Made Thermal. arXiv **2023**,
- (75) Pribram-Jones, A.; Grabowski, P. E.; Burke, K. Thermal density functional theory: Time-dependent linear response and approximate functionals from the fluctuation-dissipation theorem. Phys. Rev. Lett **2016**, 116, 233001.
- (76) Ceperley, D. M. Fermion nodes. Journal of Statistical Physics **1991**, 63, 1237–1267.
- (77) Dornheim, T. Fermion sign problem in path integral Monte Carlo simulations: Quantum dots, ultracold atoms, and warm dense matter. Physical Review E:

- Statistical Physics, Plasmas, Fluids, and Related Interdisciplinary Topics **2019**, 100, 023307.
- (78) Driver, K. P.; Militzer, B. All-electron path integral monte carlo simulations of warm dense matter: Application to water and carbon plasmas. Physical Review Letters **2012**, 108, 115502, Number of pages: 4 Publisher: American Physical Society.
- (79) Driver, K. P.; Soubiran, F.; Militzer, B. Path integral Monte Carlo simulations of warm dense aluminum. Physical Review E: Statistical Physics, Plasmas, Fluids, and Related Interdisciplinary Topics **2018**, 97, 063207, Number of pages: 13 Publisher: American Physical Society.
- (80) Militzer, B.; González-Cataldo, F.; Zhang, S.; Driver, K. P.; Soubiran, F. First-principles equation of state database for warm dense matter computation. Physical Review E: Statistical Physics, Plasmas, Fluids, and Related Interdisciplinary Topics **2021**, 103, 013203.
- (81) Dornheim, T.; Böhme, M.; Militzer, B.; Vorberger, J. Ab initio path integral Monte Carlo approach to the momentum distribution of the uniform electron gas at finite temperature without fixed nodes. Physical Review B **2021**, 103, 205142, Number of pages: 17 Publisher: American Physical Society.
- (82) Döppner, T.; Bethkenhagen, M.; Kraus, D.; Neumayer, P.; Chapman, D. A.; Bachmann, B.; Baggott, R. A.; Böhme, M. P.; Divol, L.; Falcone, R. W.; Fletcher, L. B.; Landen, O. L.; MacDonald, M. J.; Saunders, A. M.; Schörner, M.; Sterne, P. A.; Vorberger, J.; Witte, B. B. L.; Yi, A.; Redmer, R.; Glenzer, S. H.; Gericke, D. O. Observing the onset of pressure-driven K-shell delocalization. Nature **2023**,
- (83) Militzer, B. Computation of the high temperature Coulomb density matrix in periodic boundary conditions. Computer Physics Communications **2016**, 204, 88–96.

- (84) Mortensen, J. J.; Hansen, L. B.; Jacobsen, K. W. Real-space grid implementation of the projector augmented wave method. Physical Review B **2005**, 71, 035109.
- (85) Enkovaara, J.; Rostgaard, C.; Mortensen, J. J.; Chen, J.; Dulak, M.; Ferrighi, L.; Gavnholt, J.; Glinsvad, C.; Haikola, V.; Hansen, H. A.; Kristoffersen, H. H.; Kuisma, M.; Larsen, A. H.; Lehtovaara, L.; Ljungberg, M.; Lopez-Acevedo, O.; Moses, P. G.; Ojanen, J.; Olsen, T.; Petzold, V.; Romero, N. A.; Stausholm-Møller, J.; Strange, M.; Tritsarlis, G. A.; Vanin, M.; Walter, M.; Hammer, B.; Häkkinen, H.; Madsen, G. K. H.; Nieminen, R. M.; Nørskov, J. K.; Puska, M.; Rantala, T. T.; Schiøtz, J.; Thygesen, K. S.; Jacobsen, K. W. Electronic structure calculations with GPAW: a real-space implementation of the projector augmented-wave method. Journal of Physics: Condensed Matter **2010**, 22, 253202.
- (86) Lejaeghere, K.; Speybroeck, V. V.; Oost, G. V.; Cottenier, S. Error Estimates for Solid-State Density-Functional Theory Predictions: An Overview by Means of the Ground-State Elemental Crystals. Critical Reviews in Solid State and Materials Sciences **2014**, 39, 1–24.
- (87) Kresse, G.; Furthmüller, J. Efficient iterative schemes for ab initio total-energy calculations using a plane-wave basis set. Phys. Rev. B **1996**, 54, 11169–11186.
- (88) Hacene, M.; Anciaux-Sedrakian, A.; Rozanska, X.; Klahr, D.; Guignon, T.; Fleurat-Lessard, P. Accelerating VASP electronic structure calculations using graphic processing units. Journal of Computational Chemistry **2012**, 33, 2581–2589.
- (89) Hutchinson, M.; Widom, M. VASP on a GPU: Application to exact-exchange calculations of the stability of elemental boron. Computer Physics Communications **2012**, 183, 1422–1426.
- (90) Fiedler, L.; Moldabekov, Z. A.; Shao, X.; Jiang, K.; Dornheim, T.; Pavanello, M.; Cangi, A. Accelerating equilibration in first-principles molecular dynamics with orbital-free density functional theory. Phys. Rev. Research **2022**, 4, 043033.

- (91) Shao, X.; Jiang, K.; Mi, W.; Genova, A.; Pavanello, M. DFTpy: An efficient and object-oriented platform for orbital-free DFT simulations. WIREs Computational Molecular Science **2021**, 11, e1482.