

Observation of the X17 anomaly in the decay of the Giant Dipole Resonance of ^8Be

A.J. Krasznahorkay,* A. Krasznahorkay,† M. Csatlós, L. Csige, J. Timár, M. Begala, A. Krakó, I. Rajta, and I. Vajda
Institute for Nuclear Research (ATOMKI), P.O. Box 51, H-4001 Debrecen, Hungary

N.J. Sas

University of Debrecen, 4010 Debrecen, PO Box 105, Hungary

Angular correlation spectra of e^+e^- pairs produced in the $^7\text{Li}(p,\gamma)^8\text{Be}$ nuclear reaction were studied at a proton beam energy of $E_p = 4.0$ MeV, which corresponds to the excitation energy of the Giant Dipole Resonance (GDR) in ^8Be . The spectra measured show a peak like anomaly at 120° and a broader anomaly also above 140° . Both anomalies could consistently be described by assuming that the same hypothetical X17 particle was created both in the ground-state transition and in the transition going to the broad ($\Gamma=1.5$ MeV), first excited state in ^8Be . The invariant mass of the particle, which was derived to be $m_X c^2 = 16.95 \pm 0.48(\text{stat.})$ MeV, agrees well with our previously published values.

INTRODUCTION

We published very challenging experimental results in 2016 [1] indicating the electron-positron (e^+e^-) decay of a hypothetical new light particle. The e^+e^- angular correlations for the 17.6 MeV and 18.15 MeV transitions in ^8Be were studied and an anomalous angular correlation was observed for the 18.15 MeV transition [1]. This was interpreted as the creation and decay of an intermediate bosonic particle with a mass of $m_X c^2 = 16.70 \pm 0.35(\text{stat.}) \pm 0.5(\text{sys.})$ MeV, which is now called X17.

Our data were first explained with a vector gauge boson, X17 by Feng and co-workers [2–4], which would mediate a fifth fundamental force with some coupling to standard model (SM) particles. The possible relation of the X17 boson to the dark matter problem triggered an enormous interest in the wider physics community [5]. New results will hopefully be published soon on the X17 particle from a few different experiments [6].

We also observed a similar anomaly in ^4He [8]. It could be described by the creation and subsequent decay of a light particle during the proton capture process on ^3H to the ground state of ^4He . The derived mass of the particle ($m_X c^2 = 16.94 \pm 0.12(\text{stat.}) \pm 0.21(\text{syst.})$ MeV) agreed well with that of the proposed X17 particle.

Recently, we have studied the E1 ground state decay of the 17.2 MeV $J^\pi = 1^-$ resonance in ^{12}C [9]. The angular correlation of the e^+e^- pairs produced in the $^{11}\text{B}(p,\gamma)^{12}\text{C}$ reaction were studied at five different proton energies around the resonance. The gross features of the angular correlations can be described well by the Internal Pair Creation (IPC) process following the E1 decay of the 1^- resonance. However, on top of the smooth, monotonic distribution, we observed significant peak-like anomalous excess around $155\text{--}160^\circ$ at four different beam energies. The e^+e^- excess can be well-described by the creation and subsequent decay of the X17 particle. The invariant mass of the particle was derived to be ($m_X c^2 = 17.03 \pm 0.11(\text{stat.}) \pm 0.20(\text{syst.})$ MeV), in good agreement with our previously published values.

However, despite the consistency of our observations, more experimental data are needed to understand the nature of this anomaly. For this reason, many experiments all over the world are in progress to look for such a particle in different channels. Many of these experiments have already put constraints on the coupling of this hypothetical particle to ordinary matter. Others are still in the development phase, but hopefully they will soon contribute to a deeper understanding of this phenomenon as concluded by the community report of the Frascati conference [6].

Very recently, Barducci and Toni published an updated view on the ATOMKI nuclear anomalies [10]. They have critically re-examined the possible theoretical interpretation of the observed anomalies in ^8Be , ^4He and ^{12}C anomalies in terms of a BSM boson X with mass ≈ 17 MeV. Their results identify an *axial vector state* as the most promising candidate to simultaneously explain all three anomalous nuclear decays, while the other spin/parity assignments seems to be disfavored for a combined explanation.

At the same time, the NA62 collaboration was searching for K^+ decays to the $\pi^+e^+e^-e^+e^-$ final state and excluded the QCD axion as a possible explanation of the 17 MeV anomaly [11]. Hostelt and Pospelov reanalysed some old pion decay constraints [12], ruled out the vector-boson explanations and set limits on axial-vector ones.

The aim of this paper is to use a simpler geometry of the spectrometer to avoid non-trivial possible artefacts, which may be connected to the spectrometer itself [13].

With such a new spectrometer, we studied the X17 creation and the e^+e^- pair emission from the decay of the Giant Dipole Resonance (GDR) [14–16] excitations of ^8Be .

EXPERIMENTAL METHODS

The experiments were performed in Debrecen (Hungary) at the 2 MV Tandetron accelerator of ATOMKI,

with a proton beam energy of $E_p = 4.0$ MeV.

Owing to the rather large width of the GDR ($\Gamma = 5.3$ MeV [14]), a 1 mg/cm^2 thick ${}^7\text{Li}_2\text{O}$ target was used in order to maximize the yield of the e^+e^- pairs. The target was evaporated onto a $10 \text{ }\mu\text{m}$ thick Ta foil. The average energy loss of the protons in the target was ≈ 100 keV.

γ radiations were detected by a $3'' \times 3''$ LaBr3 detector monitoring also any potential target losses. The detector was placed at a distance of 25 cm from the target at an angle of 90 degrees to the beam direction.

A typical γ energy spectrum is shown in Fig 1. The figure clearly shows the transitions from the decay of GDR to the ground and first excited states in ${}^8\text{Be}$. The cosmic ray background is also visible on the high energy side of the spectrum, but it is reasonably low.

The intensity ratio of the peaks was found to be: $I(\text{GDR} \rightarrow \text{g.s.})/I(\text{GDR} \rightarrow 2_1^+) = 0.18 \pm 0.02$ at $E_p = 4.0$ MeV bombarding energy.

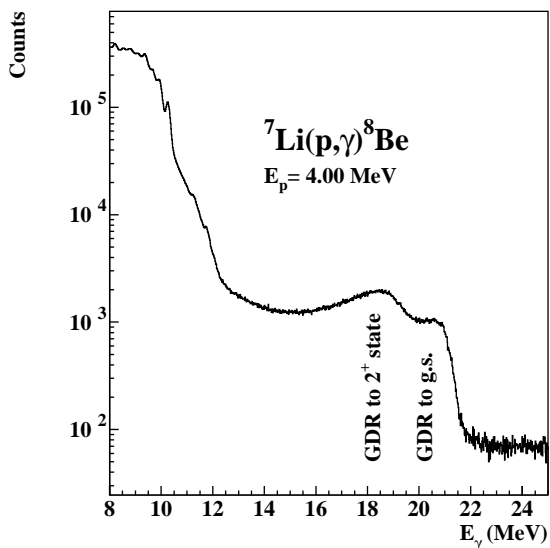


FIG. 1. Typical γ -ray spectrum measured for the ${}^7\text{Li}(p,\gamma){}^8\text{Be}$ nuclear reaction at $E_p = 4.0$ MeV

We used Double-sided Silicon Strip Detectors (DSSD) and plastic scintillators as “particle telescopes” to determine the hit positions and the energy of the electrons and positrons, respectively. In our previous experiments, the spectrometers were built up of five and six particle telescopes, both having different acceptances as a function of the e^+e^- correlation angle. A detailed description of the spectrometers can be found in Ref. [8]. However, in the present experiment, only two telescopes were used, placed at an angle of 110° with respect to each other. The diameter of the carbon fiber tube of the target chamber has been reduced from 70 mm to 48 mm to allow a closer placement of the telescopes to the

target. Thus, we could cover a solid angle around 110° with the two telescopes much larger than with the previous setups. Also, in this setup the efficiency function has only one maximum as a function of the e^+e^- opening angle. This angular dependence can be simulated and calibrated more reliably. Another advantage of this setup is that its sensitivity to the cosmic background is significantly less. Since the vertical angles of telescopes were -35° and -145° , the cosmic rays coming mostly vertically, have a very small chance of firing both telescopes at the same time.

The energy calibration of the telescopes, the energy and position calibrations of the DSSD detectors, the Monte Carlo (MC) simulations as well as the acceptance calibration of the whole e^+e^- coincidence pair spectrometer were explained in Ref. [8]. Good agreement was obtained between the experimental acceptance and the results of the MC simulations, as presented in Fig. 2. Due to the very tight geometry, the DSSD position data and therefore the e^+e^- angular distribution experiences an enhanced dependence on the beam spot size and position. According to previous measurements and MC simulations of the present setup we could take into account this effect properly.

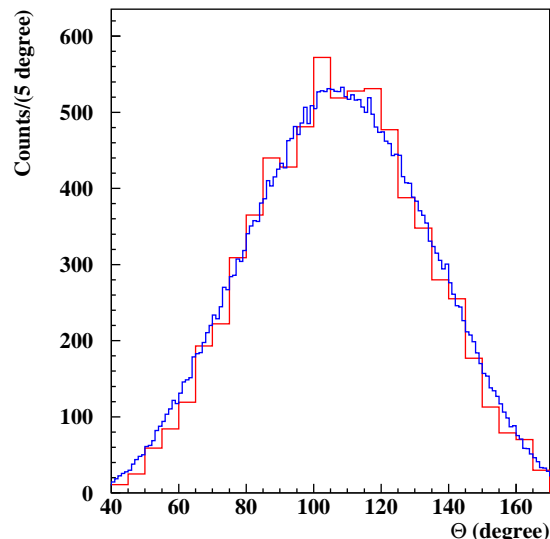


FIG. 2. Experimental acceptance of the spectrometer as a function of correlation angle (θ) for consecutive, uncorrelated e^+e^- pairs (red line histogram) compared with the results of the MC simulations (blue line histogram) as explained in the text.

At the proton energy of $E_p = 4.0$ MeV, the (p,n) reaction channel is open ($E_{thr} = 1.88$ MeV) and generated neutrons and low-energy γ rays with a large cross section. (Other reaction channels are also open, but their cross sections are much smaller and their influence on our experiment is much weaker.) The maximum neu-

tron energy $E_n = 1.6$ MeV, which induces only a 300 keV electron equivalent signal in the plastic scintillator due to the quenching effect. Such a small signal fell well below the CFD thresholds that we used.

The low-energy neutrons did not produce any measurable signal in the DSSD detectors either since the maximum energy that can be transferred in elastic scattering on Si atoms is only ≈ 50 keV, which is below the detection threshold.

A single energy spectrum measured by the scintillators and gated by “multiplicity=2” events in the DSSD detector, which means that both the electron and positron coming from the internal pair creation are detected in the same telescope, is used for energy calibration. Such a calibration spectrum is shown in Fig. 3 for telescope 1.

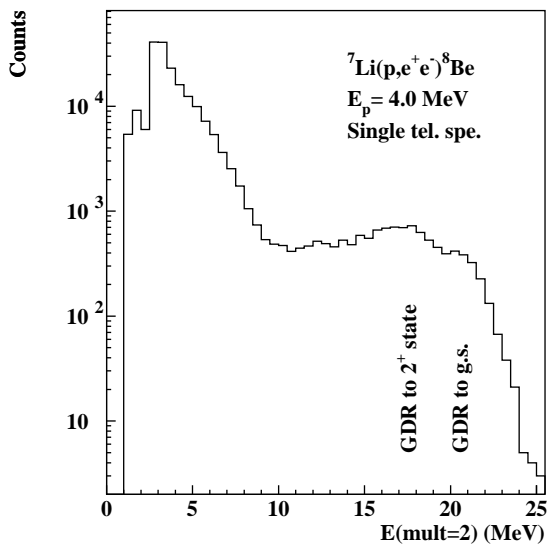


FIG. 3. Total energy spectrum of the e^+e^- pairs from the ${}^7\text{Li}(p,e^+e^-){}^8\text{Be}$ nuclear reaction measured in telescope 1 by requiring multiplicity=2 in their corresponding DSSD detector.

As shown, the energy resolution for the ground-state transition is reasonably good ($\approx 14\%$). The intensity ratio of the GDR to ground state and the GDR to the 2_1^+ state is determined to be: $I(\text{GDR} \rightarrow \text{g.s.})/I(\text{GDR} \rightarrow 2_1^+) = 0.25 \pm 0.03$.

EXPERIMENTAL RESULTS

Unfortunately, the gain of the PMT connected to the second plastic scintillator was less stable than the first one and its energy resolution was somewhat worse. This is represented by the worse resolution of the energy sum spectrum of the two telescopes as shown in Fig. 4.

The angular correlation spectra of the e^+e^- pairs for the different energy sum regions were then obtained for

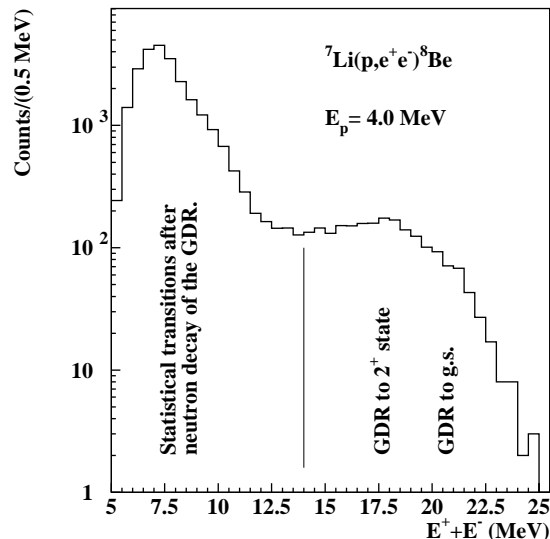


FIG. 4. Total energy spectrum of the e^+e^- pairs from the ${}^7\text{Li}(p,e^+e^-){}^8\text{Be}$ nuclear reaction.

symmetric $-0.5 \leq \epsilon \leq 0.5$ pairs, where the energy asymmetry parameter ϵ is defined as $\epsilon = (E_1 - E_2)/(E_1 + E_2)$, where E_1 and E_2 denote the kinetic energies of the leptons measured in telescope 1 and telescope 2, respectively.

The angular correlation gated by the low energy-sum region (below 14 MeV), as marked in Fig. 4, is shown in Fig. 5. The measured counts were corrected for the acceptance obtained from the raw data collected for the whole experiment in the similar way as described previously [8]. It is a smooth distribution without showing any anomalies. It could be described by assuming E1 + M1 multipolarities for the IPC process and a constant distribution, which may originate from cascade transitions of the statistical γ decay of the GDR appearing in real coincidence. In such a case, the lepton pair may come from different transitions, and thus their angles are uncorrelated. This smooth curve reassured us that we were able to accurately determine the efficiency of the spectrometer.

The angular correlation of the e^+e^- pairs gated by the GDR energy region (above 14 MeV), as marked in Fig. 4, is shown Fig. 6.

The experimental data corrected for the acceptance of the spectrometer is shown as red dots with error bars. The simulated angular correlation for the E1 internal pair creation is indicated as a black curve. Significant deviations were observed. First of all, a peak-like deviation at 120° , but also an even stronger deviation at larger angles.

The measured angular correlation was fitted from 70 degrees to 160 degrees with the sum of simulated E1, M1

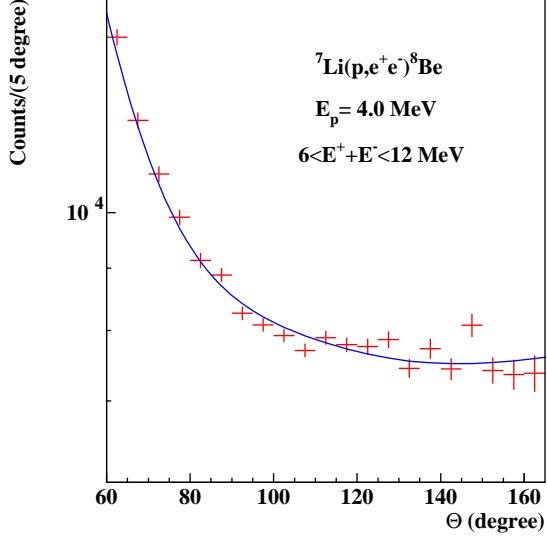


FIG. 5. Experimental angular correlations of the e^+e^- pairs measured in the ${}^7\text{Li}(p,e^+e^-){}^8\text{Be}$ reaction at $E_p=4.0$ MeV for low-energy ($E^++E^- \leq 14$ MeV) transitions.

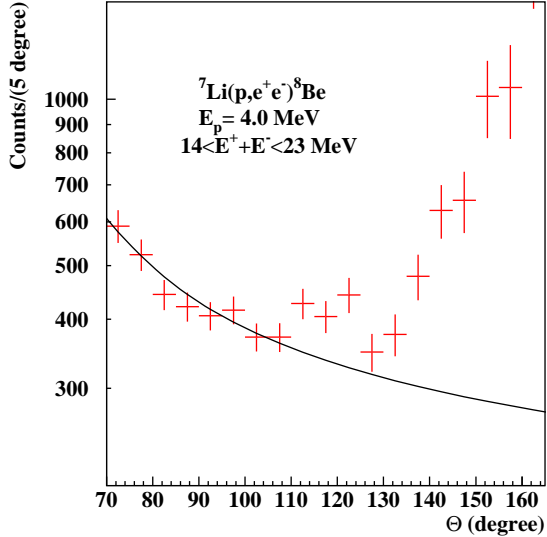


FIG. 6. Experimental angular correlations of the e^+e^- pairs measured in the ${}^7\text{Li}(p,e^+e^-){}^8\text{Be}$ reaction at $E_p=4.0$ MeV at the vicinity of the GDR. See explanation in the text.

and X17 contributions calculated for both the GDR to ground state and for the GDR to 2_1^+ state transitions. The simulations concerning the decay of the X17 boson in the transition to the ground state of ${}^8\text{Be}$ were carried out in the same way as we did before [1, 8, 9] and could describe the anomaly appearing at around 120° .

However, based on Figures 3 and 4 and previous mea-

surements [14], the γ -decay of GDR to the first excited state is much stronger than its decay to the ground state. According to that, we assumed that the X17 particle was created also in the decay of GDR to the ground state and to the first excited state. Based on the energy of that transition (17.5 MeV), we would expect a peak around 150 degrees. However, the first excited state is very broad ($\Gamma=1.5$ MeV), so the shape of the expected anomaly is significantly distorted. The simulations were then performed as a function of the X17 mass from 10 MeV/ c^2 to 18 MeV/ c^2 for both transitions.

To derive the invariant mass of the decaying particle, we carried out a fitting procedure for both the mass value and the amplitude of the observed peaks. The fit was performed with RooFit [17] in a similar way as we described before [8, 9].

The experimental e^+e^- angular correlation was fitted with the following intensity function (INT):

$$\begin{aligned} INT(e^+e^-) = & N_{E1} * PDF(E1) + N_{M1} * PDF(M1) + \\ & N_{Sig} * \alpha_{ground} * PDF(sigground) + \\ & N_{Sig} * (1 - \alpha_{ground}) * PDF(sig2plus), \end{aligned} \quad (1)$$

where where PDF(X) represents the MC-simulated probability density functions. $PDF(E1), PDF(M1)$ were simulated for Internal Pair Creation having electromagnetic transitions with E1 and M1 multipolarity. $PDF(sigground), PDF(sig2plus)$ were simulated for the two-body decay of an X17 particle as a function of its mass created in the GDR to the ground state and GDR to 2_1^+ transitions, respectively. N_{E1}, N_{M1} , and N_{Sig} are the fitted numbers of background and signal events, respectively. α_{ground} is the fraction of X17 decays detected in the GDR to ground state transition, with respect to the total number of detected X17 decays. We assumed the same mass for the X17 particle created in the two transitions. The result of the fit is shown in Fig. 6 together with the experimental data.

As shown in Fig. 7, the simulation can describe the experimental distributions from $\Theta = 70^\circ$ to 160° well. The significance of the fit is larger than 10σ .

The measured invariant mass of the hypothetical X17 particle obtained from the fit is: 16.94 ± 0.47 MeV(stat)/ c^2 and the intensity ratio of the X17 particle was found to be:

$$\frac{B_{X17}(GDR \rightarrow g.s.)}{B_{X17}(GDR \rightarrow 2_1^+)} = \frac{\alpha_{ground}}{1 - \alpha_{ground}} = 0.08 \pm 0.19 \quad (2)$$

Although the error bar is very large, it agrees within 1σ error bar with the intensity ratio of the corresponding γ -rays of $I_\gamma(GDR \rightarrow g.s.)/I_\gamma(GDR \rightarrow 2_1^+) = 0.18 \pm 0.02$ and also with the intensity ratio of e^+e^- -pairs of $I_{e^+e^-}(GDR \rightarrow g.s.)/I_{e^+e^-}(GDR \rightarrow 2_1^+) = 0.25 \pm 0.03$.

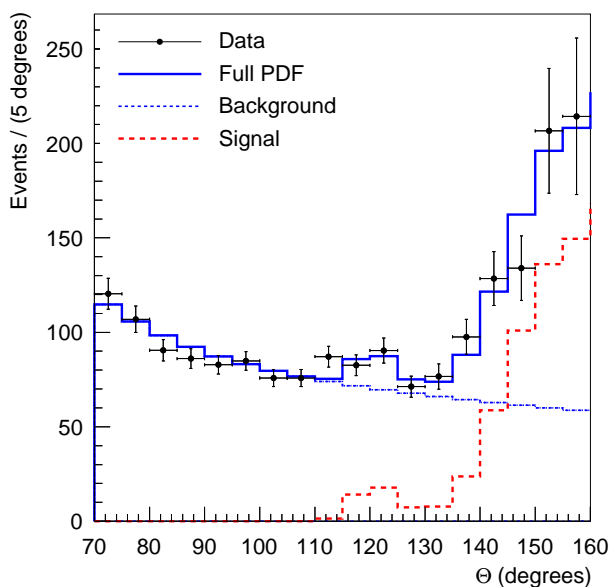


FIG. 7. Experimental angular correlations of the e^+e^- pairs fitted by the contributions from the E1 IPC and from the contributions coming from the e^+e^- decay of the X17 particle.

SUMMARY

We reported on a new direction of X17 research. For the first time, we successfully detect this particle in the decay of the Giant Dipole Resonance (GDR). Since this resonance is a general property of all nuclei, the study of GDR may extend these studies to the entire nuclear chart.

We have studied the GDR ($J^\pi = 1^-$) E1-decay to the ground state ($J^\pi = 0^+$) and to the first excited state ($J^\pi = 2_1^+$) in ^8Be . The energy-sum and the angular correlation of the e^+e^- pairs produced in the $^7\text{Li}(p, e^+e^-)^8\text{Be}$ reaction was measured at a proton energy of $E_p = 4.0$ MeV. The gross features of the angular correlation can be described well by the IPC process following the decay of the GDR. However, on top of the smooth, monotonic distribution of the angular correlation of e^+e^- pairs, we observed significant anomalous excess at about 120° and above 140° .

The e^+e^- excess can be well-described by the creation and subsequent decay of the X17 particle, which we have recently suggested [1, 8, 9]. The invariant mass of the particle was measured to be ($m_{Xc^2} = 16.95 \pm 0.48(\text{stat.})$ MeV), which agrees well with our previous results.

The present observation of the X17 particle in an E1

transition supports its vector/axial-vector character.

ACKNOWLEDGEMENTS

We wish to thank Z. Pintye for the mechanical and J. Molnar for the electronic design of the experiment. This work has been supported by the GINOP-2.3.3-15-2016-00034 and GINOP-2.3.3-15-2016-00005 grants.

* kraszna@atomki.hu

† Currently working at CERN, Geneva, Switzerland

- [1] A.J. Krasznahorkay, M. Csatlós, L. Csige, Z. Gácsi, J. Gulyás, M. Hunyadi, I. Kuti, B. M. Nyakó, L. Stuhl, J. Timár, et al., Phys. Rev. Lett. **116** (2016) 042501.
- [2] J. L. Feng, B. Fornal, I. Galon, S. Gardner, J. Smolinsky, T. M. P. Tait, and P. Tanedo, Phys. Rev. Lett. **117**, 071803 (2016).
- [3] J. L. Feng, B. Fornal, I. Galon, S. Gardner, J. Smolinsky, T. M. P. Tait, and P. Tanedo, Phys. Rev. D **95**, 035017 (2017).
- [4] J. L. Feng, M. P. Tait, C. B. Verhaaren Phys. Rev. D **102**, 036016 (2020).
- [5] <https://inspirehep.net/search?ln=en&p=refersto%3Arecid%3A1358248&jrec=26&sf=earliestdate>
- [6] Alves, D.S.M., Barducci, D., Cavoto, G. Krasznahorkay A.J. et al. Shedding light on X17: community report. Eur. Phys. J. C **83**, 230 (2023).
- [7] J. Gulyás et al., Nucl. Instr. and Meth. in Phys. Res. A **808**, 21 (2016).
- [8] A.J. Krasznahorkay, M. Csatlós, L. Csige, J. Gulyás, A. Krasznahorkay, B. M. Nyakó, I. Rajta, J. Timár, I. Vajda, and N. J. Sas, Phys. Rev. C **104**, 044003 (2021).
- [9] A.J. Krasznahorkay, A. Krasznahorkay, M. Begala, M. Csatlós, L. Csige, J. Gulyás, A. Krakó, J. Timár, I. Rajta, I. Vajda, N.J. Sas, Phys. Rev. C **106**, L061601 (2022).
- [10] Daniele Barducci and Claudio Toni, JHEP02 154 (2023).
- [11] NA62 Collaboration, arXiv:2307.04579 (2023).
- [12] Matheus Hostert, Maxim Pospelov, arXiv:2306.15077 (2023).
- [13] A. Aleksejevs, S. Barkanova, Y.G. Kolomensky, B. Sheff. A standard model explanation for the Atomki anomaly (2021). DOI 10.48550/ARXIV.2102.01127. URL <https://arxiv.org/abs/2102.01127>
- [14] G.A- Fisher, P. Paul, F. Riess and S.S. Hanna, Phys. Rev. C **14**, 28 (1976).
- [15] Kurt A. Snower, Giant resonances in excited nuclei, Ann. Rev. Nucl. Part. Sci. **36**, 545 (1986).
- [16] MN Harakeh, A van der Woude, Giant Resonances: fundamental high-frequency modes of nuclear excitation Clarendon Press, Oxford (2001).
- [17] W. Verkerke and D. P. Kirkby, “The RooFit toolkit for data modeling,” eConf C **0303241** (2003) MOLT007 [physics/0306116].