

The field theory of a superconductor with repulsion

Amir Dalal and Jonathan Ruhman

*Department of Physics, Bar-Ilan University, 52900, Ramat Gan, Israel and
Center for Quantum Entanglement Science and Technology, Bar-Ilan University, 52900, Ramat Gan Israel*

Vladyslav Kozii

Department of Physics, Carnegie Mellon University, Pittsburgh, Pennsylvania 15213, USA

(Dated: August 11, 2023)

A superconductor emerges as a condensate of electron pairs, which bind despite their strong Coulomb repulsion. Eliashberg's theory elucidates the mechanisms enabling them to overcome this repulsion and predicts the transition temperature and pairing correlations. However, a comprehensive understanding of how repulsion impacts the phenomenology of the resulting superconductor remains elusive. We present a formalism that addresses this challenge by applying the Hubbard-Stratonovich transformation to an interaction including instantaneous repulsion and retarded attraction. We first decompose the interaction into frequency scattering channels and then integrate out the fermions. The resulting bosonic action is complex and the saddle point corresponding to Eliashberg's equations generally extends into the complex plane and away from the physical axis. Using this understanding we develop an improved numerical solver that outperforms standard techniques to solve the non-linear equations. We then turn to consider fluctuations around this complex saddle point. The matrix controlling fluctuations about the saddle point is found to be a non-Hermitian symmetric matrix, which generally suffers from *exceptional points* that are tuned by different parameters. These exceptional points may influence the thermodynamics of the superconductor. For example, within the quadratic approximation the upper critical field sharply peaks at a critical value of the repulsion strength related to an exceptional point appearing at T_c . Our work facilitates the mapping between microscopic and phenomenological theories of superconductivity, particularly in the presence of strong repulsion. It has the potential to enhance the accuracy of theoretical predictions for experiments in systems where the pairing mechanism is unknown.

Contents

VII. Acknowledgements

17

References

17

| | |
|---|----|
| I. Introduction | 1 |
| A. Brief review of Eliashberg and Morel-Anderson theory | 3 |
| II. The superconducting action in the presence of a repulsive interaction | 4 |
| A. Frequency and Momentum Eigen-channels of the Pairing Interaction | 4 |
| B. The Hubbard-Stratonovich transformation and the resulting bosonic action | 5 |
| III. The saddle-point solution | 6 |
| A. Equivalence to Eliashberg's equation | 8 |
| B. Numerical saddle-point solution with strong repulsion | 8 |
| IV. Inclusion of the normal-state self-energy corrections | 10 |
| V. Fluctuations around the saddle point and derivation of a GL theory | 12 |
| A. Results for a simplified toy model with two eigenvalues | 13 |
| B. Results for the Morel-Anderson interaction | 15 |
| VI. Conclusions and Discussion | 16 |

| | |
|---|----|
| A. Details of the numerical calculations | 18 |
| 1. Saddle-point solution using the gradient passing method | 19 |
| 2. Solution of Eliashberg's gap equation using the iterative method | 19 |
| 3. The frequency cutoff | 19 |
| B. On the accuracy of gap calculations with a truncated interaction | 19 |
| C. Computation of the fluctuation matrix | 20 |
| 1. Analytic calculation of pairing susceptibility | 20 |
| 2. Toy model | 21 |

I. Introduction

The Bardeen-Cooper-Schrieffer (BCS) theory [1] gives a microscopic picture of how metals become unstable towards a superconducting state. It is based on the assumption that electronic excitations weakly attract each other when their energy is lower than the Debye frequency. This relatively simple assumption then leads to a theory that offers both important conceptual insight and formidable predictive power. The theory of Gor'kov [2]

maps BCS theory to a Ginzburg-Landau (GL) theory, creating a bridge between the microscopic pairing picture and the resulting long-wavelength emergent phenomena, further enhancing the predictive power of BCS theory.

However, BCS theory does not provide a complete picture of the microscopic origin of pairing. In particular, the static interaction between electrons is naively expected to be repulsive, at least within a classical screening theory. This naturally leads to the question regarding the quantum origin of the attraction that is assumed in BCS theory. Morel and Anderson [3] used Eliashberg's theory [4–6] to show that a pairing instability may occur even when the interaction is repulsive. The key ingredient that enables the pairing is retardation of the phonon attraction compared to the instantaneous Coulomb repulsion. Their solution is characterized by frequency dependent pair correlations that change sign between the high and low frequency regimes in a way that exploits the attraction while avoiding the repulsion. This picture is also amenable within the renormalization group technique, where the effectiveness of the instantaneous repulsion is reduced when dressed with virtual excitations to high energy, while the retarded part is unaffected, thus reducing the repulsion in comparison to the attraction [7, 8].

Deriving a GL theory that captures the fluctuations around a solution of the Eliashberg equations with a repulsive interaction is, however, not as straightforward as in the case of BCS theory. Nonetheless, it is an important goal, especially for superconductors where Coulomb repulsion is expected to be strong, such as two-dimensional systems [9–16], low-density systems [17–22] and possibly even in strongly correlated materials where Eliashberg theory shows unexpected success [23, 24].

To better understand the challenge in obtaining the GL theory we may consider a Hubbard-Stratonovich (HS) transformation [25–27] from the microscopic-fermionic theory to the bosonic one. This is done in two steps. First, the interaction is replaced by a Gaussian integral over a bosonic auxiliary field, which is coupled to a fermion bi-linear. Then the fermions are integrated out to obtain the desired bosonic theory.

For a simple contact interaction the coupling between the auxiliary bosonic field and the fermions must be real or imaginary, depending on whether the coupling is attractive or repulsive, respectively. However, a realistic interaction combines instantaneous Coulomb repulsion and retarded phonon attraction¹. Thus, an ambiguity arises when performing the HS transformation.

We show that the ambiguity with the HS transformation is signifying a delicate issue regarding the saddle point of the superconducting action when repulsion is present. Namely, this saddle point may become complex, lying outside the original field-integration path. To

demonstrate this we first breakdown the interaction matrix into its eigenchannels, which can be in frequency, momentum and spin-orbital space. We perform the HS transformation to each eigen channel separately, such that the repulsive ones are coupled to the fermions via an imaginary coupling, while the attractive ones with a purely real coupling. The resulting action is thus a complex functional and as mentioned above, the saddle point generally lies in the complex plane.

The discovery of this saddle point paves the way for two significant advancements. The first is an improvement in the efficiency of the numerical solution of the Eliashberg equations when repulsion is present. Our method converges much faster than the a standard gradient descent method in the limit of weak repulsion. More importantly, it is capable of obtaining the solution in the strong repulsion limit, where the standard iterative method breakdowns altogether. The second advancement is the ability to derive a Ginzburg-Landau theory for the fluctuations about this saddle point in the presence of strong repulsion. Because the saddle point is not necessarily on the physical integration manifold, the expansion about the saddle point is a “steepest descent” approximation of the field integral.

We demonstrate the advantages of our theory on the well known Morel-Anderson model of an instantaneous repulsion and retarded attraction [3, 28, 29]. First, we show how to obtain the solution to the saddle point equations for arbitrary repulsion strength and compare our performance to a standard iterative technique [30]. Our unbiased method outperforms the direct iteration of the Eliashberg equation. We then show how to incorporate the normal-state self-energy corrections [31], which are crucial for an accurate description of the superconducting state.

We then turn to discuss the derivation of a GL theory for the fluctuations about the saddle point solution. Within a quadratic expansion, the fluctuations of different eigenmodes are generally coupled through a non-hermitian symmetric matrix, which may have complex eigenvalues. In particular, the eigenvalues of the matrix generically incur exceptional points. These are the points at which the spectrum of the matrix becomes degenerate and the matrix itself is defective in a sense that it is non-diagonalizable [32, 33]. These points appear and can be tuned by different parameters of the system, such as temperature, undulation wavelength and coupling strength. Interestingly, we find that the temperature of the exceptional point in the lowest eigenvalue branch is always higher than the transition temperature, except for a critical value of the repulsion strength where the two temperatures are equal. At this value of the repulsion strength the fluctuation matrix is defective at T_c . The properties of such an *exceptional superconductor* remain to be uncovered.

We then use the quadratic approximation to compute upper critical field $H_{c2} \propto (1 - T/T_c)/\xi_{GL}^2$ close to T_c . The Ginzburg-Landau coherence length ξ_{GL} is found to be

¹ Or any other boson that mediates an attractive interaction.

strongly diminished near the critical repulsion strength where the exceptional point appears at T_c . Away from the critical repulsion strength ξ_{GL} depends monotonically on repulsion in a way that depends on the details of the interaction and generally deviates from the Gor'kov-BCS result [2], $\xi_{GL}^{BCS} = \sqrt{7\zeta(3)}v_F/4\pi\sqrt{3}T_c$, where v_F is the Fermi velocity.

Our results are expected to be important for any inclusive study of superconductivity from the weak coupling perspective, especially in low-density and two-dimensional systems. Furthermore, our theory may also contribute to the efficiency of numerical solvers of the non-linear Eliashberg equation where strong repulsion is included. Finally, we comment that it may also be relevant to the understanding of the Kohn-Luttinger [34] mechanism of superconductivity, anytime the system lacks rotational symmetries and repulsive and attractive channels mix.

The rest of this paper is organised as follows. First we briefly review some of the properties of Eliashberg theory essential to our paper. In Section II we describe the eigenchannel decomposition of the interaction and perform the Hubbard-Stratonovich transformation. In Section III we numerically obtain the complex saddle point solution of the Hubbard-Stratonovich action, show its equivalence to the solution of the Eliashberg equation, and discuss its dependence on repulsion. In Section IV we show how to include the normal state self-energy corrections and discuss their influence on the saddle-point solution. Finally, in Section V we derive the long-wavelength theory for fluctuations around the saddle point and use it to compute the influence of the repulsion strength on the upper critical field close to T_c .

A. Brief review of Eliashberg and Morel-Anderson theory

Let us quickly review some of the essential properties of Eliashberg theory, before describing how to incorporate it in a field theoretic formalism. We will mainly focus on a simplified model, where the interaction between electrons in the s -wave channel includes an instantaneous Coulomb repulsion and a retarded attraction (see, for example, Ref. [3, 28])

$$\hat{V}_{\omega,\omega'} = \frac{\lambda}{N_F} \left[\mu - \frac{\omega_D^2}{(\omega - \omega')^2 + \omega_D^2} \right], \quad (1)$$

where ω_D is the frequency of an Einstein phonon mode that mediates the attraction, N_F is the fermionic density of states at the Fermi level, and the dimensionless parameters λ and μ quantify the total coupling strength and the relative strength of the repulsion, respectively. The quantity $\lambda\mu = \langle q_{TF}^2/2(q^2 + q_{TF}^2) \rangle_{FS}$ is naively assumed to be the Fermi-surface average over the screened Coulomb interaction [35], where q_{TF} is the Thomas-Fermi screening length. In the case $\mu > 1$ the bare interaction is repulsive at all frequencies. We emphasize that as long as only

classical screening is taken into account we expect μ will always be larger than unity. Moreover, $\mu > 1$ even within the random-phase approximation (RPA) when projecting to the s -wave channel.

For the simplified model (1) Eliashberg's equations become momentum independent

$$\begin{aligned} \Delta(\omega) &= -\frac{\pi T N_F}{2} \sum_{\omega'} \frac{\hat{V}_{\omega,\omega'} \Delta(\omega')}{\sqrt{[\omega' + i\Sigma(\omega')]^2 + |\Delta(\omega')|^2}} \\ \Sigma(\omega) &= \frac{\pi T N_F}{2} \sum_{\omega'} \frac{\hat{V}_{\omega,\omega'} [i\omega' - \Sigma(\omega')]}{\sqrt{[\omega' + i\Sigma(\omega')]^2 + |\Delta(\omega')|^2}}, \end{aligned} \quad (2)$$

where $\omega = 2\pi T(n + 1/2)$ is a fermionic Matsubara frequency, T is the temperature and N_F is the density of states at the Fermi level. $\Sigma(\omega)$ is the normal state self-energy, which is purely imaginary and anti-symmetric $\Sigma(\omega) = -\Sigma(-\omega)$. Although this term is sometimes neglected, it significantly affects the superconducting properties including the transition temperature, especially in the presence of Coulomb repulsion. The self-consistent equation for the pairing field $\Delta(\omega)$, obeying the symmetry $\Delta(\omega) = \Delta(-\omega)$ because we implicitly assumed singlet pairing without any momentum dependence.

In their more general form, Eqs. (2) are the foundation of our most advanced microscopic understanding of superconductivity. They capture spectral properties that go beyond BCS theory [36] and are the workhorse of quantitative calculations for conventional and unconventional superconductors [35, 37]. They are also capable of capturing non-Fermi liquid behavior in strongly correlated systems and its interplay with quantum criticality and superconductivity [24, 38].

One of the most important hallmarks of these equations is that they support a non-trivial solution even when the interaction in Eq. (1) is positive (repulsive) at all frequencies ($\mu > 1$). This solution is characterized by a sign-changing gap function of the form

$$\Delta(\omega) = \begin{cases} \Delta_0, & \omega \ll \omega_D \\ -\Delta_1, & \omega \gg \omega_D, \end{cases} \quad (3)$$

where the ratio Δ_1/Δ_0 is positive. Morel and Anderson [3] approximated the interaction from Eq. (1) using a step function and found that $\Delta_1/\Delta_0 = 1/(\lambda/\mu_* - 1)$ and $T_c \sim \omega_D \exp[-1/(\lambda - \mu_*)]$, where $\mu_* = \mu/(\lambda^{-1} + \mu \ln \epsilon_F/\omega_D)$.

An intuitive understanding of the sign change is obtained by making an analogy between frequency and momentum dependence of the gap. In particular, one may consider interactions with multiple angular-momentum scattering channels, where the strongest interaction is in the repulsive s -wave channel, in addition to some weaker attractive channel with higher angular momentum (which is the case in the Kohn-Luttinger mechanism [34]). Clearly, because the s -wave is nodeless, the higher angular momentum channel must have nodes to establish orthogonality. The role of the node in the

frequency-dependent gap function is similar. We can imagine decomposing the frequency-dependent interaction (1) into scattering channels, where the repulsive part is nodeless and therefore the attractive channel forming the superconducting state must have nodes.

However, obtaining an unbiased (and numerically exact) solution for any value of μ can be challenging. For example, the performance of an iterative method deteriorates with increasing repulsion strength, μ , which eventually breaks down at some critical value of μ .

Moreover, an important question regards the microscopic derivation of a Ginzburg-Landau theory for the fluctuations around this solution. Such a theory is important when the proposed pairing interaction includes strong repulsion [15, 18, 19, 38–42]. For example, the Ginzburg-Landau theory can be qualitatively different when the pairing interaction is long-ranged [43]. Thus, developing a formalism to tackle these problems is important for a wide scope of problems, which go beyond the specific model in Eq. (1).

II. The superconducting action in the presence of a repulsive interaction

In this section, we present the methodology for developing the field theory for a superconducting state stemming from a pairing interaction with repulsion. To this end, we use the well known HS transformation [27]. However, before performing the transformation we need to distinguish between the attractive and repulsive channels. Therefore, we first discuss the decomposition of the interaction in Eq. (1) into scattering channels in frequency and momentum space.

A. Frequency and Momentum Eigen-channels of the Pairing Interaction

To demonstrate the decomposition of the interaction into channels we consider a generic pairing interaction

$$\mathcal{S}_I = \frac{T}{L^3} \sum_{k,p,Q} \Lambda_k^\dagger(Q) \hat{V}_{k,p} \Lambda_p(Q), \quad (4)$$

where k, p are four-vectors, $k = \{\omega, \mathbf{k}\}$, and $\hat{V}_{k,p}$ is a generic interaction which is independent on the center of mass coordinate Q . The Cooper-pair bilinears $\Lambda_k^\dagger(Q)$ and $\Lambda_p(Q)$ are given by

$$\begin{aligned} \Lambda_p(Q) &= \psi_{-p,\downarrow} \psi_{p+Q,\uparrow} \\ \Lambda_k^\dagger(Q) &= \psi_{k+Q,\uparrow}^\dagger \psi_{-k,\downarrow}^\dagger, \end{aligned}$$

Note that here we have explicitly assumed singlet pairing only.

The first step in the HS transformation is to replace the interaction in Eq. (4) with a Gaussian path integral over an auxiliary field, which couples linearly to $\Lambda_p(Q)$. The

Gaussian integral must be convergent and consequently the coupling is either purely real or purely imaginary for an attractive or repulsive interaction, respectively. However, in the general case the interaction can not be defined as purely attractive or purely repulsive. For example, the interaction in Eq. (1) contains both repulsive and attractive components. This raises the question about the correct method to perform such a HS transformation.

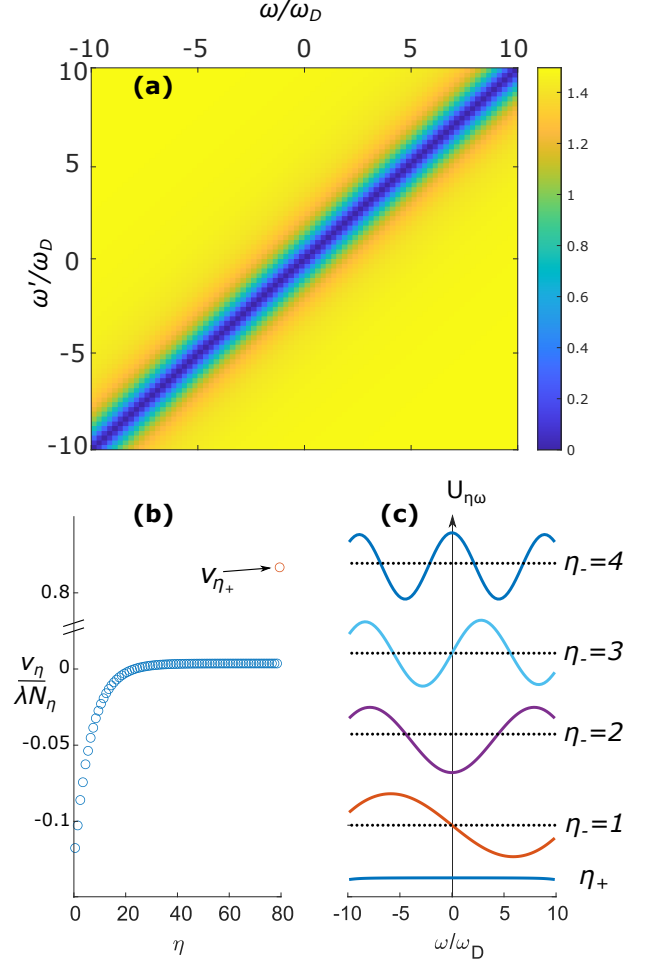


FIG. 1. Eigenvalue decomposition of the Anderson-Morel interaction (Eq. 1). (a). The interaction in $\omega - \omega'$ plane for values of $\mu = 1$ and $\lambda = 1.5$. (b). The different eigenvalues v_η normalized by λ and the number of eigenvalues N_η . Note that all of them are negative (i.e., attractive), except for a single positive one, which corresponds to a repulsive channel v_{η_+} . (c) The eigenvectors $U_{\eta,\omega}$ for the first 4 attractive η_- and the single repulsive η_+ as a function of ω .

To answer this question we decompose the interaction into its eigen channels in k -space

$$\hat{V}_{k,p} = \sum_{\eta} v_{\eta} U_{\eta,k}^* U_{\eta,p}, \quad (5)$$

where η labels different orthogonal channels, v_{η} are the

eigenvalues and $U_{\eta,p}$ are the eigenvectors, such that $\sum_{\eta} U_{\eta,k}^* U_{\eta,p} = \delta_{k,p}$ and $\sum_k U_{\eta,k}^* U_{\eta',k} = \delta_{\eta,\eta'}$. The eigenvectors $U_{\eta,k}$ define the scattering channels for which the interaction is diagonal

$$\varphi_{\eta}(Q) = \sqrt{\frac{T}{L^3}} \sum_k U_{\eta,k} \Lambda_k(Q), \quad (6)$$

The interaction in Eq. (4) then assumes the simple form

$$\mathcal{S}_I = \sum_{Q,\eta} v_{\eta} \varphi_{\eta}^{\dagger}(Q) \varphi_{\eta}(Q). \quad (7)$$

A general interaction will have both positive and negative eigenvalues. In fact, due to Coulomb repulsion this is always the case for electrons. Throughout the paper we will refer to eigenchannels corresponding to positive eigenvalues as “repulsive” and eigenchannels corresponding to negative eigenvalues as “attractive”, as follows

$$\begin{cases} v_{\eta} > 0 & \text{repulsive,} \\ v_{\eta} < 0 & \text{attractive.} \end{cases} \quad (8)$$

Moreover, we will sometimes need to distinguish these two using a \pm subscript notation η_+ and η_- , such that $v_{\eta_-} < 0$ and $v_{\eta_+} > 0$. The interaction can then be divided into “repulsive” and “attractive” parts:

$$\begin{aligned} \mathcal{S}_I &= \mathcal{S}_+ + \mathcal{S}_- \\ &= \sum_{Q,\eta_+} |v_{\eta_+}| \varphi_{\eta_+}^{\dagger}(Q) \varphi_{\eta_+}(Q) - \sum_{Q,\eta_-} |v_{\eta_-}| \varphi_{\eta_-}^{\dagger}(Q) \varphi_{\eta_-}(Q). \end{aligned} \quad (9)$$

With Eq. (9) in hand we are in good position to perform the HS transformation (see Section II B). However, let us first briefly review the properties of the eigensystem for the case of Eq. (1) and then make some more general remarks. In Fig. 1(a) we plot the interaction matrix $\hat{V}_{\omega,\omega'} = \hat{V}(\omega - \omega')$ for $\mu = 1$, $\lambda = 1.5$, $2\pi T = 0.25\omega_D$, and cutoff at $10\omega_D$. In panel (b) we plot the eigenvalues v_{η} vs. η . Note that all eigenvalues are negative (i.e., attractive), except a single one, which is positive (i.e., repulsive), denoted by v_{η_+} . Lastly, in panel (c), we plot five eigenvectors $U_{\eta,\omega}$ with the largest absolute value eigenvalues as a function of Matsubara frequency, ω . Note

that the eigenvectors have well defined parity with respect to $\omega \rightarrow -\omega$. These correspond to odd and even frequency channels. In the case of singlet superconductivity, as considered here, the odd-frequency channels do not contribute and their weight in the gap function must be zero.

Before proceeding to perform the HS transformation we first make a few important remarks. First, we note that the eigenvalue decomposition in Eq. (5) is well known and used in different contexts. For example, in scattering theory a spherically symmetric interaction is decomposed into angular momentum channels, then η would correspond to the angular momentum quantum numbers l, m and the eigenvectors U to the spherical harmonics. When a symmetry is present pairing channels belonging to different irreducible representations (irreps) of the symmetry group will decouple. The saddle point for each irrep can then be solved separately. This is the case in the well known Kohn-Luttinger problem [34], where full rotational symmetry is present and T_c is set by the largest attractive channel, regardless of how strong the repulsive ones are.

However, in many cases repulsive and attractive channels do not belong to different irreps and do not decouple at the saddle point. Such is the case in Eq. (1), where the only existing symmetry is time-reversal symmetry. This symmetry decouples the odd-frequency and even-frequency channels. As we will see, the odd-frequency channels can affect superconductivity in the singlet superconductivity through the normal state self-energy. Another example, where repulsive and attractive channels mix would be the Kohn-Luttinger mechanism in a system where the full rotational symmetry is broken (e.g. due to a lattice).

B. The Hubbard-Stratonovich transformation and the resulting bosonic action

We now turn to perform the HS transformation [27]. As explained, the transformation involves the introduction of a Gaussian integral over an auxiliary field that is linearly coupled to the pairing fields. However, in order for the Gaussian integrals to be convergent the auxiliary fields can not couple in the same way to the attractive and repulsive channels in Eq. (9). Namely, the repulsive/attractive channels must be coupled by purely imaginary/real couplings:

$$\begin{aligned} e^{-\mathcal{S}_-} &= \exp \left[\sum_{Q,\eta_-} |v_{\eta_-}| \varphi_{\eta_-}^{\dagger} \varphi_{\eta_-} \right] = \int \mathcal{D}[f_{\eta_-}^*, f_{\eta_-}] \exp \left[- \sum_{Q,\eta_-} \frac{|f_{\eta_-}|^2}{|v_{\eta_-}|} + \sum_{Q,\eta_-} \left(f_{\eta_-} \varphi_{\eta_-}^{\dagger} + f_{\eta_-}^* \varphi_{\eta_-} \right) \right], \\ e^{-\mathcal{S}_+} &= \exp \left[- \sum_{Q,\eta_+} |v_{\eta_+}| \varphi_{\eta_+}^{\dagger} \varphi_{\eta_+} \right] = \int \mathcal{D}[f_{\eta_+}^*, f_{\eta_+}] \exp \left[- \sum_{Q,\eta_+} \frac{|f_{\eta_+}|^2}{|v_{\eta_+}|} + i \sum_{Q,\eta_+} \left(f_{\eta_+} \varphi_{\eta_+}^{\dagger} + f_{\eta_+}^* \varphi_{\eta_+} \right) \right], \end{aligned} \quad (10)$$

where we introduced the HS auxiliary fields $f_\eta(Q)$ and suppressed index Q for brevity. Using the equations above, the interaction in Eq. (4) becomes

$$\mathcal{S}_I \rightarrow \sum_{Q,\eta} \left[\frac{|f_\eta(Q)|^2}{|v_\eta|} - \zeta_\eta f_\eta(Q) \varphi_\eta^\dagger(Q) - \zeta_\eta f_\eta^*(Q) \varphi_\eta(Q) \right] = \sum_{Q,\eta} \frac{|f_\eta(Q)|^2}{|v_\eta|} - \sum_{k,Q} \left(\Lambda_k^\dagger(Q) \Delta_{1,k}(Q) + \Lambda_k(Q) \Delta_{2,k}^*(Q) \right), \quad (11)$$

where

$$\zeta_\eta = \begin{cases} 1 & v_\eta < 0 \\ i & v_\eta > 0 \end{cases},$$

and

$$\begin{aligned} \Delta_{1,k}(Q) &\equiv \sqrt{\frac{T}{L^3}} \sum_\eta \zeta_\eta U_{\eta,k}^* f_\eta(Q) \\ \Delta_{2,k}^*(Q) &\equiv \sqrt{\frac{T}{L^3}} \sum_\eta \zeta_\eta U_{\eta,k} f_\eta^*(Q). \end{aligned} \quad (12)$$

The last equality on the RHS of Eq. (11) was obtained using the relation (6). It is important to note that in the presence of repulsion the HS fields, $\Delta_{1,k}$ and $\Delta_{2,k}^*$, are not complex conjugates.

Using these notations, the full action assumes the form

$$\mathcal{S}_{HS} = \sum_{Q,\eta} \frac{|f_\eta(Q)|^2}{|v_\eta|} + \sum_{k,Q} \Psi_{k+Q}^\dagger \mathcal{G}_k^{-1}(Q) \Psi_k, \quad (13)$$

where $\Psi_k^\dagger = (\psi_{k\uparrow}^\dagger, \psi_{-k\downarrow})$ is the Nambu spinor, $G_0(k) = (-i\omega + \xi_k)^{-1}$ is the bare Green's function and the Gor'kov Green's function is defined by

$$\mathcal{G}_k^{-1}(Q) = \begin{pmatrix} G_0^{-1}(k) \delta_{Q,0} & -\Delta_{1,k}(Q) \\ -\Delta_{2,k+Q}^*(-Q) & -G_0^{-1}(-k) \delta_{Q,0} \end{pmatrix}. \quad (14)$$

Finally, we perform the last step in the HS transformation, the integration over the fermionic fields. This yields a fully bosonic action

$$\mathcal{S}_{HS} = \sum_{Q,\eta} \frac{|f_\eta(Q)|^2}{|v_\eta|} - \text{tr} \ln \mathcal{G}_k^{-1}(Q). \quad (15)$$

In what follows we will show that when repulsive channels are present, the saddle point of this action lies outside the integration region of the fields (f_η^*, f_η) introduced by Eqs. (10). We also note that because $\Delta_{1,k}$ and $\Delta_{2,k}^*$ are not complex conjugates of one another the Green's function matrix in the $\text{tr} \ln$ is not hermitian.

III. The saddle-point solution

After obtaining the field theory in Eq. (15) we turn to explore the properties of the saddle point. We will

also show that the solution of this saddle point satisfies Eliashberg's pairing equation.

For convenience we transform the fields (f_η^*, f_η) to a real representation

$$\begin{aligned} f_\eta &= f'_\eta + i f''_\eta \\ f_\eta^* &= f'_\eta - i f''_\eta. \end{aligned} \quad (16)$$

We note that the integration contour in Eq. (10) implies that both f'_η and f''_η are real fields covering the whole real space, $\mathbb{R}^{N_\eta} \otimes \mathbb{R}^{N_\eta}$, where N_η is the number of fields.

To obtain the saddle point, we take the derivatives of the action in Eq. (15) with respect to $f'_\eta(0)$, $f''_\eta(0)$ at $Q = 0$, which yields ²

$$\begin{aligned} \frac{2f'_\eta}{|v_\eta|} &= -\sqrt{\frac{T}{L^3}} \text{tr} \left[\mathcal{G}_k(0) \begin{pmatrix} 0 & \zeta_\eta U_{\eta,k}^* \\ \zeta_\eta U_{\eta,k} & 0 \end{pmatrix} \right] \\ \frac{2f''_\eta}{|v_\eta|} &= -\sqrt{\frac{T}{L^3}} \text{tr} \left[\mathcal{G}_k(0) \begin{pmatrix} 0 & i\zeta_\eta U_{\eta,k}^* \\ -i\zeta_\eta U_{\eta,k} & 0 \end{pmatrix} \right] \end{aligned} \quad (17)$$

For concreteness, let us focus on the case of Eq. (1), where the interaction is momentum-independent and the eigenvectors are only functions of frequency. Then we can integrate over momentum and obtain

$$\begin{aligned} \frac{f'_\eta}{\sqrt{L^3 T}} &= \frac{\pi N_F |v_\eta| \zeta_\eta}{2} \sum_\omega \frac{\Delta_{1,\omega} U_{\eta,\omega} + \bar{\Delta}_{2,\omega} U_{\eta,\omega}^*}{\sqrt{\omega^2 + \Delta_{1,\omega} \Delta_{2,\omega}}} \\ \frac{f''_\eta}{\sqrt{L^3 T}} &= -i \frac{\pi N_F |v_\eta| \zeta_\eta}{2} \sum_\omega \frac{\Delta_{1,\omega} U_{\eta,\omega} - \bar{\Delta}_{2,\omega} U_{\eta,\omega}^*}{\sqrt{\omega^2 + \Delta_{1,\omega} \Delta_{2,\omega}}}. \end{aligned} \quad (18)$$

Notice that we have introduced a new field $\bar{\Delta}_2$ instead of Δ_2^* . To understand this we recall that when the interaction has repulsive eigenvalues, Δ_1 is not related to Δ_2^* by complex conjugation. Consequently, the saddle-point solution of Eqs. (18) is only obtained with *complex* f'_η and f''_η . In other words, when repulsion is present, the saddle point is not located on the original field-integration manifold but extended into the complex space $\mathbb{C}^{N_\eta} \otimes \mathbb{C}^{N_\eta}$. Therefore, we can no longer identify the fields in Eq. (16)

² By taking the derivative with respect to the fields at $Q = 0$ we have restricted our search to states that are spatially homogeneous. In the general case, especially when the interaction is momentum-dependent, one must verify that there are no other saddle-point solutions at finite Q , corresponding to Fulde-Ferrell-Larkin-Ovchinnikov or density waves states.

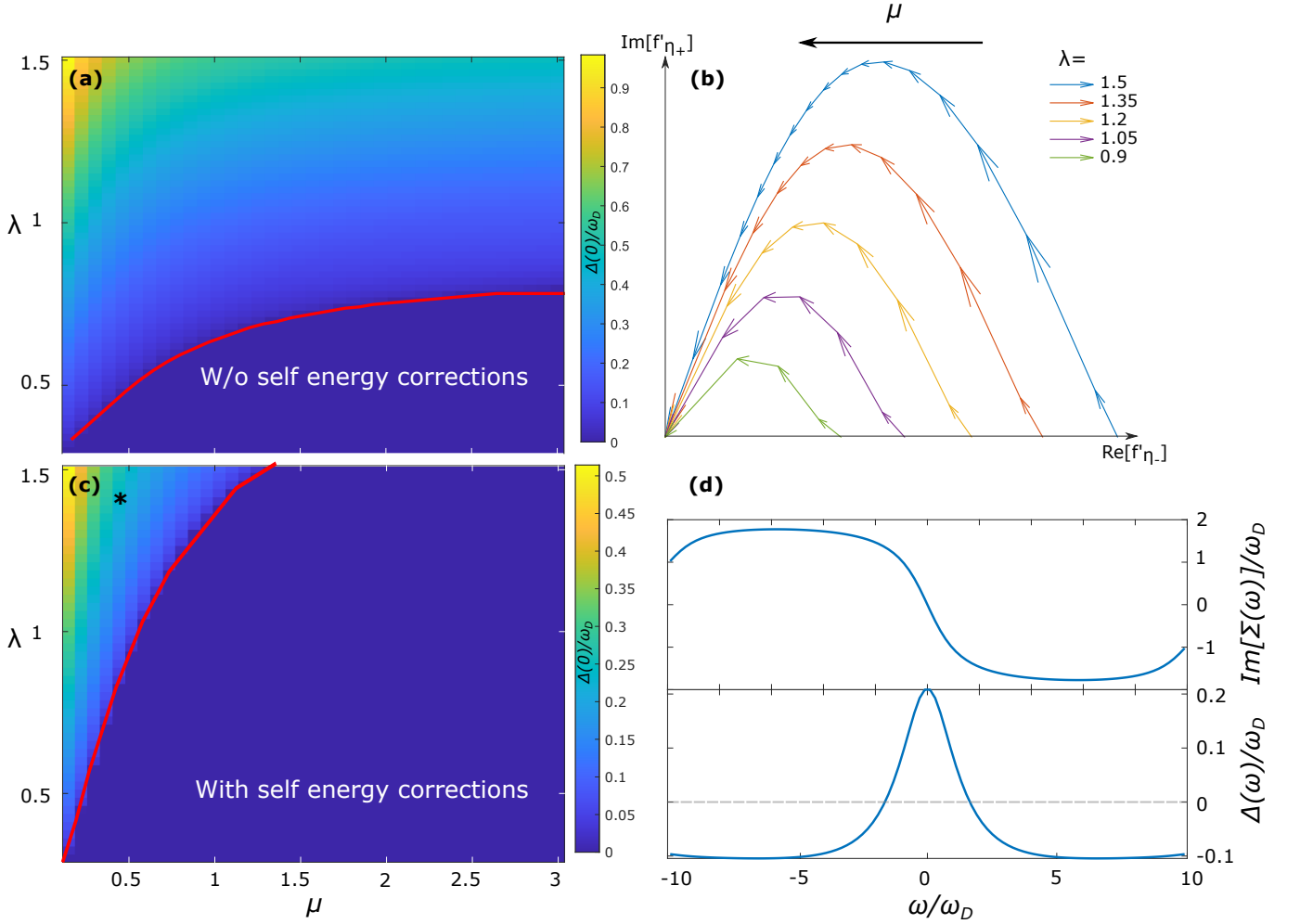


FIG. 2. A saddle-point solution at zero frequency, $\Delta(\omega = 0)$, for different values of μ and λ , obtained by using the *gradient passing* procedure described in Sec. III B. The temperature is $2\pi T = 0.03\omega_D$. (a), (c) The saddle-point solution, $|\Delta(\omega = 0)|$, computed without and with self-energy corrections, respectively. (b) The values of $\text{Im}[f'_{\eta+}]$ as a function of $\text{Re}[f'_{\eta-}]$ at the saddle-point solution for different λ (indicated in the legend) and μ . The arrows indicate the flow direction with increasing μ , starting from zero. (d) The functions $\Sigma(\omega)$ (top panel) and $\Delta(\omega)$ (bottom panel) at the saddle-point solution computed for $\lambda = 1.3$ and $\mu = 0.5$, which is marked by the asterisk in panel (c).

as complex conjugates of one another. To emphasize this we henceforth distinguish between the asterisk notation, $(.)^*$, which denotes complex conjugation, and the “bar” notation $(\bar{\cdot})$, which defines an independent field \bar{f}_η , on par with f_η . In particular, we modify our notation to

$$\begin{aligned} f_\eta^* &\rightarrow \bar{f}_\eta \equiv f'_\eta - if''_\eta \neq f_\eta^*, \\ \Delta_2^* &\rightarrow \bar{\Delta}_2 \equiv \sqrt{\frac{T}{L^3}} \sum_\eta \zeta_\eta U_{\eta,k} \bar{f}_\eta \neq \Delta_2^*, \end{aligned} \quad (19)$$

while f_η and Δ_1 are still defined as they appear in Eq. (16) and Eq. (12), respectively.

In what follows it will be useful to write the self-consistency equations (18) in terms of f_η and \bar{f}_η . To that end, we take the sum and difference of Eqs. (18) with the appropriate coefficients to give the complex representa-

tion

$$\begin{aligned} \frac{f_\eta}{\sqrt{L^3 T}} &= \pi N_F |v_\eta| \zeta_\eta \sum_\omega \frac{\Delta_{1,\omega} U_{\eta,\omega}}{\sqrt{\omega^2 + \Delta_{1,\omega} \Delta_{2,\omega}}}, \\ \frac{\bar{f}_\eta}{\sqrt{L^3 T}} &= \pi N_F |v_\eta| \zeta_\eta \sum_\omega \frac{\bar{\Delta}_{2,\omega} U_{\eta,\omega}^*}{\sqrt{\omega^2 + \Delta_{1,\omega} \Delta_{2,\omega}}}, \end{aligned} \quad (20)$$

where again $\bar{f}_\eta = f'_\eta - if''_\eta$ is now not necessarily the complex conjugate of f_η .

It is important to note that the complex saddle point represented by these equations still captures the low-energy physics of the superconductor despite the fact that it is not in the original integration space. This is justified by deforming the integration path in Eqs. (10) to go through the saddle point given by Eqs. (18) and along the direction of “steepest descent” [44]. In this case the Gaussian fluctuations along the path and near

the saddle point dominate the low-energy physics of the superconductor.

A. Equivalence to Eliashberg's equation

Before demonstrating the usefulness of Eqs. (18) and (20), we first show that they coincide with Eliashberg's pairing equation. We multiply both sides of Eq. (20) by the factor $\zeta_\eta U_{\eta,\omega'}$, sum over all η and use Eq. (19) to obtain

$$\begin{aligned}\Delta_{1,\omega'} &= -\pi T N_F \sum_{\omega} \frac{\hat{V}_{\omega',\omega} \Delta_{1,\omega}}{\sqrt{\omega^2 + \Delta_{1,\omega} \bar{\Delta}_{2,\omega}}}, \\ \bar{\Delta}_{2,\omega'} &= -\pi T N_F \sum_{\omega} \frac{\hat{V}_{\omega',\omega} \bar{\Delta}_{2,\omega}}{\sqrt{\omega^2 + \Delta_{1,\omega} \bar{\Delta}_{2,\omega}}}.\end{aligned}\quad (21)$$

These equations and their solution are identical to Eliashberg's equation, while generalization for the case of momentum-dependent interaction and/or gap functions is obvious. However, as we will see in Section III B, from the numerical perspective there is a significant advantage in solving the equations in the eigenbasis of Eq. (20).

B. Numerical saddle-point solution with strong repulsion

The form of Eliashberg's equations in Eq. (2) [or in Eq. (21)] is convenient for numerical solution by the method of self-consistent iteration or gradient descent. However, when strong repulsion is present, these methods may exhibit numerical instability. For example, the solution tends to oscillate between negative and positive solutions. These instabilities can be somewhat mitigated by updating the gap locally instead of globally or by using a clever initial ansatz. However, to the best of our knowledge, a robust, unbiased and straightforward iteration method that reaches the non-linear solution over the entire parameter regime is lacking. In this section we show that Eqs. (20) can be used to obtain such a stable numerical solution at any μ .

Our method is based on a standard gradient descent. We evolve the fields f_η in small increments along the direction at which the action changes most rapidly in the complex space of fields. However, instead of descending in all directions, which is what an iteration of Eliashberg's equation (2) corresponds to, we descend along the attractive field direction and ascend along the repulsive field direction. The reasoning behind this procedure is the HS transformation performed on the repulsive fields $\varphi_{\eta+}$ in Eq. (10), where we used imaginary couplings. Namely, the susceptibility of the field $\varphi_{\eta+}$ to the auxiliary field $f_{\eta+}$ obtains an extra minus sign compared to the standard case, due to the imaginary coupling. This implies that ascending in the repulsive auxiliary field pushes the action to descend in terms of the original fields φ_η .

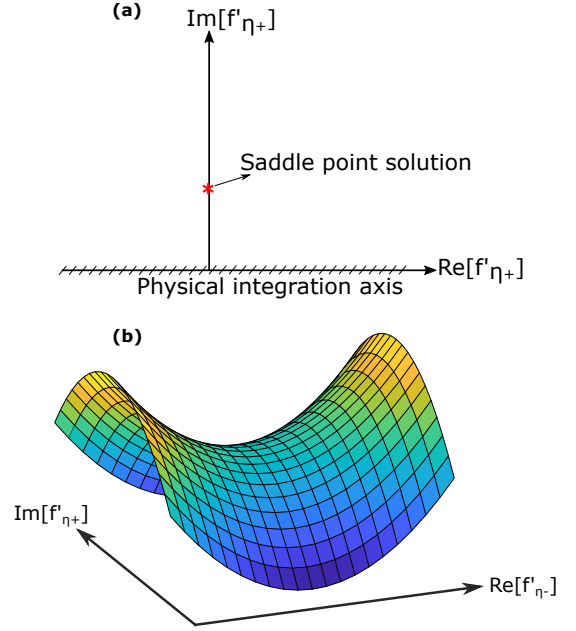


FIG. 3. (a) The schematic location of the saddle-point solution in the complex plane of the field $f'_{\eta+}$, which is associated with the repulsive eigenvalue $v_{\eta+}$. Before extending this field into the complex plane, i.e., on the physical integration axis, it took real values $f'_{\eta+} \in (-\infty, \infty)$, as defined in Eq. (16). At the saddle point, however, $\text{Re}[f'_{\eta+}] = 0$, so $f'_{\eta+}$ is purely imaginary, and $f''_{\eta+} = 0$. (b) A schematic plot of the action near the saddle point. Using gauge invariance we restrict the fields such that $f'_{\eta-}$ is purely real, $f'_{\eta+}$ is purely imaginary, and $f''_{\eta} = 0$. In this case, the action in Eq. (15) becomes real and at the saddle point it is a maximum along the repulsive field directions and a minimum along the attractive ones.

The search algorithm that performs this procedure is formally implemented by updating the fields at each iteration using

$$\begin{aligned}f_{\eta-}^{i+1} &= f_{\eta-}^i - e_{\eta-} |v_{\eta-}| \frac{\partial \mathcal{S}_{HS}}{\partial f_{\eta-}^i}, \\ \bar{f}_{\eta-}^{i+1} &= \bar{f}_{\eta-}^i - e_{\eta-} |v_{\eta-}| \frac{\partial \mathcal{S}_{HS}}{\partial \bar{f}_{\eta-}^i}, \\ f_{\eta+}^{i+1} &= f_{\eta+}^i + e_{\eta+} v_{\eta+} \frac{\partial \mathcal{S}_{HS}}{\partial f_{\eta+}^i}, \\ \bar{f}_{\eta+}^{i+1} &= \bar{f}_{\eta+}^i + e_{\eta+} v_{\eta+} \frac{\partial \mathcal{S}_{HS}}{\partial \bar{f}_{\eta+}^i},\end{aligned}\quad (22)$$

where \mathcal{S}_{HS} is given by Eq. (15), $0 < e_\eta < 1$ controls the step size, and we have multiplied the increment of the field by the eigenvalues v_η to make e_η dimensionless. This scheme updates the fields $f_{\eta+}$ in the direction of the generalized gradient (ascending) and the field $f_{\eta-}$ opposite to the gradient direction (descending). Because the method is not descending in all directions we dub this procedure the “gradient passing” method rather than a gradient descent method, which is applied in standard free-energy type minimizations. Indeed, setting $e_\eta = 1$

and modifying the procedure to minimize along the $f_{\eta+}$ as well as $f_{\eta-}$ results in the standard iteration of Eq. (2).

In the general case the action in Eq. (15) is complex. However, the equivalence to Eliashberg's equations, Eq. (21), implies that the action is real at the saddle-point solution. Without loss of generality we can fix the gauge of the fields such that $f'_{\eta-}$ are purely real, $f'_{\eta+}$ are purely imaginary, and $f''_{\eta} = 0$ [as shown in Fig. 3(a)], which implies that Δ_1 and $\bar{\Delta}_2$ are real and equal to each other. This corresponds to the standard gauge choice which is used in Eliashberg's theory [35]. Within this restricted manifold the action in the vicinity of the saddle-point solution is schematically depicted in Fig. 3(b). However, the update scheme presented in Eq. (22) may explore the entire complex landscape including regimes where the action is complex.

Let us now demonstrate this procedure on the specific study case, Eq. (1). In this case the interaction does not depend on momentum and Eq. (22) yields

$$\begin{aligned} f_{\eta}^{i+1} &= f_{\eta}^i + e_{\eta} v_{\eta} \left[\frac{\bar{f}_{\eta}^i}{|v_{\eta}|} - \zeta_{\eta} \sum_{\omega} \frac{\pi \sqrt{TL^3} N_F U_{\eta,\omega}^* \bar{\Delta}_2^i}{\sqrt{\omega^2 + \Delta_1^i \bar{\Delta}_2^i}} \right], \\ \bar{f}_{\eta}^{i+1} &= \bar{f}_{\eta}^i + e_{\eta} v_{\eta} \left[\frac{f_{\eta}^i}{|v_{\eta}|} - \zeta_{\eta} \sum_{\omega} \frac{\pi \sqrt{TL^3} N_F U_{\eta,\omega} \Delta_1^i}{\sqrt{\omega^2 + \Delta_1^i \bar{\Delta}_2^i}} \right]. \end{aligned} \quad (23)$$

We find that the gradient passing method is stable and converges quickly for all values of the repulsion μ . We demonstrate this in Fig. 4, where we compare the number of iterations needed to obtain a solution to an accuracy of 1% for the two methods, the gradient passing method and a straightforward iteration of Eliashberg's equation, as a function of μ for $\lambda = 1$. We initiate the gradient passing method with all f_{η} equal to one another and taken to be real. We also truncate the number of eigenvalues to $\eta_c = 30$. The temperature is $2\pi T/\omega_D = 0.03$ and we use a sharp ultraviolet cutoff at $\omega_c = 10\omega_D$. The Eliashberg iterative solver was initiated with $\Delta(\omega) = \text{const.}$ See also Appendix A for more details.

Figure 4 shows that when μ becomes greater than a critical value (in this case, $\mu \approx 0.57$) the number of iterations needed to obtain a solution by iteration of the Eliashberg equation diverges, while the performance of the gradient passing method is unaffected by μ . For values of μ greater than this value the solution oscillates between negative and positive values and never converges. Interestingly, this break down is not abrupt. As the critical value is approached, the performance of the iterative technique continuously deteriorates. The degradation in the method's performance is a direct consequence of the fact that iteration of Eliashberg's equation is incriminating the gap in the "wrong" direction of the repulsive eigenvalue. Nonetheless, the saddle point can still be obtained as long as μ is small enough. Thus, the observation that the saddle point is complex and the distinction between repulsive and attractive directions in the

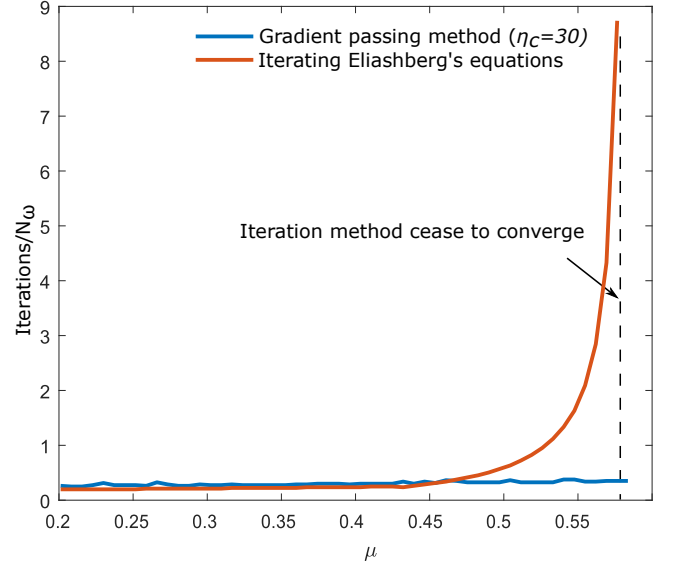


FIG. 4. The number of iterations, normalized by the number of Matsubara frequencies, needed for the Eliashberg solution to converge as a function of repulsion strength. The blue and red curves correspond to different solution methods, eigenvalue decomposition and regular iteration of Eliashberg's equation, respectively. Convergence is defined by the deviation of less than 1% of the last iteration's solution. The dashed line in the figure corresponds to the critical value of μ above which the iteration of Eliashberg's equation ceases to converge to a solution.

minimization process, which is facilitated by the eigenvalue decomposition in Eq. (7), is the main source of the numerical advantage in our method.

Let us now discuss the properties of the saddle point that we obtain using the gradient passing method. In Fig. 2(a) we plot the numerical solution of Eqs. (23), which is expressed as $\Delta_1(\omega)/\omega_D$ using Eq. (12), in the space of λ and μ . Here we use the interaction given by Eq. (1) at temperature $2\pi T = 0.03\omega_D$. As mentioned above, at the saddle-point solution the action is real and thus Δ_1 is the complex conjugate of $\bar{\Delta}_2$. When initiating the search with all f_{η} real and equal we arrive at such a saddle point where Δ_1 and $\bar{\Delta}_2$ are real and equal, and

$$\begin{aligned} \text{Re}[f'_{\eta-}] &\neq 0 \ \& \ \text{Im}[f'_{\eta-}] = 0, \\ \text{Re}[f'_{\eta+}] &= 0 \ \& \ \text{Im}[f'_{\eta+}] \neq 0, \\ f''_{\eta} &= 0. \end{aligned} \quad (24)$$

As mentioned above, this is equivalent to the gauge choice in standard Eliashberg solutions [35]. Additionally, the odd-frequency modes, $U_{\eta,\omega} = -U_{\eta,-\omega}$, do not contribute to this solution, so the gap function is symmetric, $\Delta_i(\omega) = \Delta_i(-\omega)$.

In Fig. 2(b) we plot the non-vanishing parts of the fields f_{η} and \bar{f}_{η} , i.e., $\text{Im}[f'_{\eta+}]$ vs. $\text{Re}[f'_{\eta-}]$, at the saddle point, as μ is increased (arrows), for different λ . This figure visualizes how the location of the saddle point evolves for different μ .

Before concluding this section we comment about the physics. Namely, we notice that the solution we have obtained exhibits an unphysical behavior at large λ . T_c remains finite [i.e., higher than the temperature used to generate Fig. 2 (a)] for arbitrarily large repulsion $\mu \rightarrow \infty$. This behavior was noticed and discussed by the authors of Ref. [29] (see Fig. 5 therein). In Section IV, we will show that this behavior is an artifact resulting from the omission of the normal-state self-energy corrections.

We wrap up this section by reaffirming our principal finding: we have shown that the gradient passing technique offers a straightforward and reliable approach for

solving the non-linear gap equation. This method proves particularly invaluable when dealing with strong repulsive interactions.

IV. Inclusion of the normal-state self-energy corrections

The interaction in Eq. (4) is non-generic because it only contains scattering in the singlet channel. In order to consider a more generic situation let us use a standard density-density interaction, which has the form

$$\mathcal{S}_{\text{int}} = \frac{T}{2L^3} \sum_{\sigma, \sigma'} \sum_{\substack{k_1, k_2, \\ k_3, k_4}} \hat{V} \left(\frac{k_1 + k_4}{2} - \frac{k_2 + k_3}{2} \right) \psi_{k_1, \sigma}^\dagger \psi_{k_2, \sigma} \psi_{k_3, \sigma'}^\dagger \psi_{k_4, \sigma'} \cdot \delta_{k_1 + k_3, k_2 + k_4}, \quad (25)$$

where $\sigma, \sigma' = \uparrow, \downarrow$ denote electron's spin. Clearly, there are contributions to this interaction that do not appear in Eq. (4). These contributions are detrimental to spin-singlet superconductivity and must therefore be taken into account. The authors of Ref. [31] showed that these terms modify the action and its saddle-point equations to include the normal-state self-energy corrections, as in Eq. (2). This is done by performing the HS transformation with the additional decoupling field in the particle-hole channel.

To see how this works, we divide Eq. (25) into two contributions, $\mathcal{S}_{\text{int}} = \mathcal{S}_I + \mathcal{S}'_I$, with $\sigma' = -\sigma$ and $\sigma' = \sigma$, respectively. When time-reversal and inversion symmetries are present the former contribution assumes the form of Eq. (4), while the latter is given by

$$\mathcal{S}'_I = -\frac{T}{2L^3} \sum_{Q, k, p, \sigma} \psi_{k - \frac{Q}{2}, \sigma}^\dagger \psi_{k + \frac{Q}{2}, \sigma} \hat{V}_{k, p} \psi_{p + \frac{Q}{2}, \sigma}^\dagger \psi_{p - \frac{Q}{2}, \sigma}. \quad (26)$$

Note that in each one of these contributions we breakdown the delta-function, implementing momentum conservation in different manners. Namely, in Eq. (4) we use $k_1 + k_3 = k_2 + k_4 = Q$, while in Eq. (26) we use $k_4 - k_1 = k_3 - k_2 = Q$. Also notice the minus sign on the RHS of Eq. (26), which comes from anticommuting the Grassmann fields.

Analogously to Eq. (4), we rewrite interaction (26) in terms of fermionic bilinears in the particle-hole channel, $\Gamma_{k, \sigma}(Q) = \psi_{k + \frac{Q}{2}, \sigma}^\dagger \psi_{k - \frac{Q}{2}, \sigma}$, which gives

$$\mathcal{S}_{\text{int}} = \frac{T}{L^3} \left[\sum_{Q, k, p} \Lambda_k^\dagger(Q) \hat{V}_{k, p} \Lambda_p(Q) - \frac{1}{2} \sum_{\sigma} \sum_{Q, k, p} \Gamma_{k, \sigma}^\dagger(Q) \hat{V}_{k, p} \Gamma_{p, \sigma}(Q) \right]. \quad (27)$$

Then, we use Eq. (5) to transform to the diagonal basis

$$\mathcal{S}_{\text{int}} = \sum_{\eta, Q} v_\eta \left[\varphi_\eta^\dagger(Q) \varphi_\eta(Q) - \frac{1}{2} \sum_{\sigma} \gamma_{\eta, \sigma}^\dagger(Q) \gamma_{\eta, \sigma}(Q) \right], \quad (28)$$

where $\varphi_\eta(Q) = \sqrt{T/L^3} \sum_k \Lambda_k(Q) U_{\eta, k}$ as before and $\gamma_{\eta, \sigma}(Q) = \sqrt{T/L^3} \sum_k \Gamma_{k, \sigma}(Q) U_{\eta, k}$. We also note that when the eigenvectors of the interaction are real, i.e.,

$U_{\eta, k}^* = U_{\eta, k}$, then $\gamma_{\eta, \sigma}^\dagger(Q) = \gamma_{\eta, \sigma}(-Q)$, implying that $\gamma_{\eta, \sigma}$ is real.

Next, we perform the HS transformation. The transformation in the particle-particle channel is described in Section II B, where the fields φ_η are coupled to the complex bosonic auxiliary fields f_η with the coupling ζ_η . Since the bilinears in the particle-hole channel $\gamma_{\eta, \sigma}$ are real, they are coupled to the **real** bosonic field satisfying $g_{\eta, \sigma}^*(Q) = g_{\eta, \sigma}(-Q)$, with the coupling $i\zeta_\eta$. The resulting action is given by

$$\mathcal{S}_{HS} = \mathcal{S}_0 + \sum_{\eta, Q} \left\{ \frac{|f_\eta(Q)|^2}{|v_\eta|} - \zeta_\eta [f_\eta^*(Q) \varphi_\eta(Q) + f_\eta(Q) \varphi_\eta^\dagger(Q)] + \sum_{\sigma} \frac{|g_{\eta, \sigma}(Q)|^2}{2|v_\eta|} + i\zeta_\eta g_{\eta, \sigma}(Q) \gamma_{\eta, \sigma}(Q) \right\}, \quad (29)$$

where S_0 denotes the free-fermionic part. Finally, integrating out the fermions we obtain the bosonic action

$$\mathcal{S}_{HS} = \sum_{\eta, Q} \frac{|f_\eta(Q)|^2}{|v_\eta|} + \frac{|g_{\eta, \uparrow}(Q)|^2 + |g_{\eta, \downarrow}(Q)|^2}{2|v_\eta|} - \text{tr} \ln \mathcal{G}_k^{-1}(Q),$$

where the Green's function in Nambu space is given by

$$\mathcal{G}_k^{-1}(Q) = \begin{pmatrix} G_\uparrow^{-1}(k, Q) & -\Delta_{1,k}(Q) \\ -\bar{\Delta}_{2,k+Q}(-Q) & -G_\downarrow^{-1}(-k - Q, Q) \end{pmatrix}. \quad (30)$$

Here we defined $G_\sigma^{-1}(k, Q) = G_0^{-1}(k) \delta_{Q,0} + \Sigma_{\sigma,k}(Q)$, with

$$\Sigma_{\sigma,k}(Q) = i \sqrt{\frac{T}{L^3}} \sum_{\eta} \zeta_\eta U_{\eta, k + \frac{Q}{2}} g_{\eta, \sigma}(Q). \quad (31)$$

Let us now explore the $Q = 0$ saddle point of the action

with respect to the fields $g_{\eta, \sigma}$, which in this case become purely real due to the identity $g_{\eta, \sigma}(0) = g_{\eta, \sigma}^*(0)$. As an example, taking the derivative with respect to $g_{\eta, \uparrow}$ gives

$$\frac{\partial \mathcal{S}_{HS}}{\partial g_{\eta, \uparrow}} = \frac{g_{\eta, \uparrow}}{|v_\eta|} - \sqrt{\frac{T}{L^3}} \text{tr} \left[\mathcal{G}_k(0) \begin{pmatrix} i \zeta_\eta U_{\eta, k} & 0 \\ 0 & 0 \end{pmatrix} \right] = 0. \quad (32)$$

Therefore, the saddle point equations for $g_{\eta, \sigma}$ are given by

$$\begin{aligned} \frac{\partial \mathcal{S}_{HS}}{\partial g_{\eta, \uparrow}} &= \frac{g_{\eta, \uparrow}}{|v_\eta|} + i \zeta_\eta \sqrt{\frac{T}{L^3}} \sum_k \frac{(-i\omega + \Sigma_k) U_{\eta, k} - (\xi_k + \chi_k) U_{\eta, k}}{(\xi_k + \chi_k)^2 - (-i\omega + \Sigma_k)^2 + \Delta_{1,k} \bar{\Delta}_{2,k}} = 0, \\ \frac{\partial \mathcal{S}_{HS}}{\partial g_{\eta, \downarrow}} &= \frac{g_{\eta, \downarrow}}{|v_\eta|} + i \zeta_\eta \sqrt{\frac{T}{L^3}} \sum_k \frac{(i\omega - \Sigma_k) U_{\eta, -k} - (\xi_k + \chi_k) U_{\eta, -k}}{(\xi_k + \chi_k)^2 - (-i\omega + \Sigma_k)^2 + \Delta_{1,k} \bar{\Delta}_{2,k}} = 0, \end{aligned} \quad (33)$$

where we used the definitions

$$\Sigma_k \equiv \frac{\Sigma_{\uparrow, k}(0) - \Sigma_{\downarrow, -k}(0)}{2} \quad ; \quad \chi_k \equiv \frac{\Sigma_{\uparrow, k}(0) + \Sigma_{\downarrow, -k}(0)}{2}.$$

These notations coincide with the ones commonly used in standard Eliashberg theory [6]. Then, using these equations, we can derive Eliashberg's equations for the normal (diagonal) part of the self-energy, analogously to how it was done in Section III A

$$\begin{aligned} \Sigma_p &= \frac{T}{L^3} \sum_k \frac{V_{p,k}(i\omega - \Sigma_k)}{(\xi_k + \chi_k)^2 - (-i\omega + \Sigma_k)^2 + \Delta_{1,k} \bar{\Delta}_{2,k}}, \\ \chi_p &= \frac{T}{L^3} \sum_k \frac{V_{p,k}(\xi_k + \chi_k)}{(\xi_k + \chi_k)^2 - (-i\omega + \Sigma_k)^2 + \Delta_{1,k} \bar{\Delta}_{2,k}}. \end{aligned} \quad (34)$$

Now let us focus on the specific example of Eq. (1). Following standard approximations used in Eliashberg theory [35], we neglect the dispersion renormalization χ_k , which is typically justified in the limit where the Fermi energy is much larger than the Debye frequency. Moreover, in the case of the momentum-independent interaction as in Eq. (1), Σ_k and $\Delta_{i,k}$ become functions of frequency only, so one can integrate over momentum explicitly to obtain:

$$\begin{aligned} \frac{g_{\eta, \uparrow}}{\sqrt{L^3 T}} &= -i\pi N_F |v_\eta| \zeta_\eta \sum_{\omega} \frac{(-i\omega + \Sigma_\omega) U_{\eta, \omega}}{\sqrt{\Delta_{1,\omega} \Delta_{2,\omega} - (-i\omega + \Sigma_\omega)^2}}, \\ \frac{g_{\eta, \downarrow}}{\sqrt{L^3 T}} &= i\pi N_F |v_\eta| \zeta_\eta \sum_{\omega} \frac{(-i\omega + \Sigma_\omega) U_{\eta, -\omega}}{\sqrt{\Delta_{1,\omega} \Delta_{2,\omega} - (-i\omega + \Sigma_\omega)^2}}. \end{aligned} \quad (35)$$

Time-reversal symmetry, which is assumed to be present in our system, implies further that $g_{\eta, \uparrow} = g_{\eta, \downarrow}$, so only odd-frequency modes, $U_{\eta, \omega} = -U_{\eta, -\omega}$, contribute to $g_{\eta, \sigma}$. It is equivalent to the statement that the normal part of the self-energy is odd under frequency, $\Sigma_\omega = -\Sigma_{-\omega}$.

The derivatives with respect to f_η and \bar{f}_η give the same equations as before, Eqs. (17), with the standard modifications to the Green's function, $i\omega \rightarrow i\omega - \Sigma_k$ and $\xi_k \rightarrow \xi_k + \chi_k$. Once again, under the assumptions made above, we

integrate over momenta and obtain

$$\begin{aligned}\frac{f_\eta}{\sqrt{L^3 T}} &= \pi N_F |v_\eta| \zeta_\eta \sum_\omega \frac{\Delta_{1,\omega} U_{\eta,\omega}}{\sqrt{\Delta_{1,\omega} \bar{\Delta}_{2,\omega} - (-i\omega + \Sigma_\omega)^2}}, \\ \frac{\bar{f}_\eta}{\sqrt{L^3 T}} &= \pi N_F |v_\eta| \zeta_\eta \sum_\omega \frac{\bar{\Delta}_{2,\omega} U_{\eta,\omega}^*}{\sqrt{\Delta_{1,\omega} \bar{\Delta}_{2,\omega} - (-i\omega + \Sigma_\omega)^2}}.\end{aligned}\quad (36)$$

Together these equations define the saddle point of the action including the normal self-energy corrections.

The numerical solution of the saddle-point equations (35) and (36) is obtained using the gradient passing method described in Section III B. The result is presented in Fig. 2(c) and (d). In panel (c) we plot the order parameter $\Delta_1(0)$, defined in Eq. (12), as a function of λ and μ from Eq. (1). Comparing with panel (a), we find that the inclusion of self-energy corrections is crucial, especially in the limit of large λ . In particular, it cures the unphysical behavior in this regime by diminishing T_c to zero at a sufficiently large μ for all λ . In panel (d) we plot the solution for the order parameters $\Sigma(\omega)$ (top panel) and $\Delta_1(\omega)$ (bottom panel) for $\lambda = 1.3$ and $\mu = 0.5$ (marked by the black asterisk in panel (c)).

V. Fluctuations around the saddle point and derivation of a GL theory

We now consider the fluctuations around the saddle point described in the previous sections, following the line of Ref. [31]. To capture their contribution one must parameterize the field's fluctuation to be along the direction of steepest descent in the complex plane [44]. Below T_c the saddle point is generally located somewhere in the complex plane, which requires additional care. However, in this work we will mostly consider the case where T is close to, but higher than T_c . The saddle-point solution is then trivially zero and is located on the real axis. Nonetheless, the direction of steepest descent may still extend into the complex plane.

In the most generic situation, we expand the fields f_η relative to their saddle-point solution given by Eq. (20),³ which we denote henceforth as $f_\eta^{(0)}$:

$$f_\eta(Q) = f_\eta^{(0)} + a_\eta(Q) + ib_\eta(Q). \quad (37)$$

Here a_η and b_η are complex fluctuations of the fields f'_η and f''_η in Eqs. (16) and (19), respectively. The corresponding order parameters in momentum-frequency space, Δ_1 and $\bar{\Delta}_2$, are also written relative to their

saddle-point values

$$\begin{aligned}\Delta_{1,k}(Q) - \Delta_{1,k}^{(0)} &= \delta_{1,k}(Q) \\ &= \sqrt{\frac{T}{L^3}} \sum_\eta \zeta_\eta U_{\eta,k}^* [a_\eta(Q) + ib_\eta(Q)], \\ \bar{\Delta}_{2,k}(Q) - \bar{\Delta}_{2,k}^{(0)} &= \bar{\delta}_{2,k}(Q) \\ &= \sqrt{\frac{T}{L^3}} \sum_\eta \zeta_\eta U_{\eta,k} [a_\eta(Q) - ib_\eta(Q)].\end{aligned}\quad (38)$$

To obtain the GL theory above T_c we set $f_\eta^{(0)} = 0$ in Eq. (37). We then expand the action (15) to quadratic order in fluctuations a_η and b_η , which yields

$$\mathcal{S}_{GL}^{(2)} = \sum_{Q,\eta,\eta'} \boldsymbol{\alpha}_\eta^T(Q) \hat{M}_{\eta,\eta'}(Q) \boldsymbol{\alpha}_{\eta'}(Q), \quad (39)$$

where

$$\hat{M}_{\eta,\eta'}(Q) = \hat{V}_{\eta,\eta'}^{-1} - \hat{S}_{\eta,\eta'}(Q) \quad (40)$$

is the fluctuation matrix and $\boldsymbol{\alpha}_\eta^T(Q) = [a_\eta(Q), b_\eta(Q)]$ is the vector of fluctuation fields. The two matrices composing the fluctuation matrix in Eq. (40) are given by

$$\hat{V}_{\eta,\eta'}^{-1} = |v_\eta|^{-1} \delta_{\eta,\eta'} \begin{pmatrix} 1 & 0 \\ 0 & 1 \end{pmatrix}$$

and

$$\hat{S}_{\eta\eta'}(Q) = B_{\eta,\eta'}(Q) \begin{pmatrix} 1 & -i \\ i & 1 \end{pmatrix}, \quad (41)$$

where

$$B_{\eta,\eta'}(Q) = \zeta_\eta \zeta_{\eta'} \frac{T}{L^3} \sum_k U_{\eta,k}^* G_0(k) G_0(-k - Q) U_{\eta',k},$$

while $G_0(k)$ is defined below Eq. (13). The resulting fluctuation matrix $\hat{M}(Q)$ is a $2N_\eta \times 2N_\eta$ matrix, which becomes non-hermitian in the presence of repulsion, and N_η is the number of eigenchannels in Eq. (7). However, only the symmetric part of this matrix contributes to the action, as can be seen from Eq. (39) (for more details see Appendix C). Thus, we can replace the matrix \hat{M} with

³ We neglect the normal-state self-energy corrections in this section. However, such corrections can most definitely become important. We leave their inclusion to future work.

its symmetric part $\hat{M}_s = (\hat{M} + \hat{M}^T)/2$. Consequently, Eq. (39) assumes the form

$$\mathcal{S}_{GL}^{(2)} = \sum_Q \boldsymbol{\alpha}^T(Q) \hat{M}_s(Q) \boldsymbol{\alpha}(Q). \quad (42)$$

The Autonne-Takagi (AT) factorization [45, 46] ensures that when the fluctuation matrix can be diagonalized, it can be done using a unitary matrix \mathcal{W} , such that the eigenvalues are real non-negative numbers. Namely, because the matrix is symmetric we can diagonalize it using an orthogonal matrix W , $\hat{M}_s = W^T \hat{\varepsilon} W$, where $\hat{\varepsilon} = \text{diag}(\varepsilon_1 e^{i\phi_1}, \varepsilon_2 e^{i\phi_2}, \dots, \varepsilon_{2N_\eta} e^{i\phi_{2N_\eta}})$ is the diagonal eigenvalue matrix and $\mathbf{X} = W\boldsymbol{\alpha}$ is the vector of fluctuation eigenmodes. We can then multiply this vector by a diagonal matrix of phases P that counters the phases of the eigenvalues,

$$\mathbf{X} = P^{-1} \tilde{\mathbf{X}} \rightarrow X_j = e^{-\frac{i}{2}\phi_j} \tilde{X}_j,$$

such that the AT unitary transformation is $\mathcal{W} = PW$ and ε_j are the real non-negative eigenvalues. Generic values of the phases ϕ_j merely define the steepest descent direction for the corresponding fields in the complex plane and should not be associated with mode dissipation.

However, because the matrix \hat{M}_s is non-hermitian, there might be points in the parameter space where it becomes defective in the sense that it cannot be diagonalized. These points are known as *exceptional points* [32, 33]. In what follows we will see that such exceptional points appear in the field theoretic description of superconductivity when repulsion is present. These points can be tuned by different parameters such as temperature or the center of mass momentum Q .

Finally, we note the eigenvalues of the matrix \hat{M}_s are doubly degenerate, which is important to ensure a gauge invariant bosonic theory. Let us denote the two eigenmodes with the smallest pair of degenerate eigenvalues as \tilde{X}_1 and \tilde{X}_2 , and their corresponding eigenvalue as ε_m . This pair will form the real and imaginary parts of the Ginzburg-Landau order parameter. Namely

$$\Psi(Q) = \tilde{X}_1(Q) + i\tilde{X}_2(Q),$$

where $\Psi(Q)$ is proportional to the conventional Ginzburg-Landau field. Neglecting quantum fluctuations, we then perform a spatial gradient expansion and obtain the GL theory

$$\mathcal{S}_{GL}^{(2)} = \int d\mathbf{x} \left[\varepsilon_m(0) |\Psi|^2 + \frac{\varepsilon_m''(0)}{2} |(\nabla - 2ie\mathbf{A})\Psi|^2 + \dots \right]. \quad (43)$$

As mentioned above, the eigenvalues ε_j are positive by construction. The superconducting transition point, which coincides with Eliashberg's theory, is obtained when $\varepsilon_m(0) = 0$. Below this temperature the analysis we have performed here is no longer valid and an expansion around the new saddle point with $f_\eta^{(0)} \neq 0$ is required.

Equation (43) describes the long wavelength properties of the superconductor above T_c , and in particular how they depend on the microscopic parameters of the pairing interaction, Eq. (1). To demonstrate this with the implication to experimental observables, we will focus specifically on the upper critical field H_{c2} (close to T_c)⁴, which is given by [47]

$$H_{c2} = \frac{\Phi_0}{2\pi\xi_{GL}^2} (1 - T/T_c), \quad (44)$$

where $\Phi_0 = h/2e$ is the flux quantum and asymptotic behavior of the ratio

$$\xi_{GL}^2 = \frac{\varepsilon_m''(0)}{2\varepsilon_m(0)} (1 - T/T_c), \quad T \rightarrow T_c$$

is the GL coherence length.

Indeed, within our quadratic approximations, the inclusion of repulsion in the pairing interaction leads to distinctive features in the upper critical field, H_{c2} . In particular, the eigenvalue controlling the superconducting transition, ε_m in Eq. (43), exhibits an exceptional point that is tuned by the repulsion strength and causes H_{c2} to peak at a critical value. In what follows, we will demonstrate this feature on two types of pairing interactions and over a wide parameter range showing that it is a robust feature of pairing interactions with repulsion.

A. Results for a simplified toy model with two eigenvalues

We first demonstrate the H_{c2} calculation from the GL theory given by Eq. (43) on the simple example of a toy model interaction:

$$\hat{V}_{\omega,\omega'} = \frac{\lambda}{N_F} \left[\mu - \frac{1}{1 + (\omega/\omega_D)^2} \frac{1}{1 + (\omega'/\omega_D)^2} \right]. \quad (45)$$

This interaction is designed to be similar to Eq. (1), and has the advantage of having only two non-vanishing eigenvalues v_η , one repulsive and one attractive. However, it is clearly not time-translationally invariant.

The interaction in Eq. (45) does not depend on momentum. Furthermore, we will only be interested in the

⁴ In the standard analysis of the Ginzburg-Landau theory the value of H_{c2} close to T_c is obtained by taking the mass term ($\varepsilon_m(0)$ in our case) to be infinitesimally small and *negative*. The GL equation then become equivalent to that of a quantum harmonic oscillator where $-\varepsilon_m(0)$ plays the role of the positive ground state energy. However, here $\varepsilon_m(0)$ is positive by construction, since the system is above T_c . Thus, to extract H_{c2} we make the assumption that the slope of the approach of the eigenvalue $\varepsilon_m(0) = r(1 - T_c/T)$ is the same on both sides of the transition and therefore the slope above T_c can indicate the asymptotic behavior below T_c . Whether this is true remains to be verified in a future publication where we will derive the GL theory on the superconducting side of the transition.

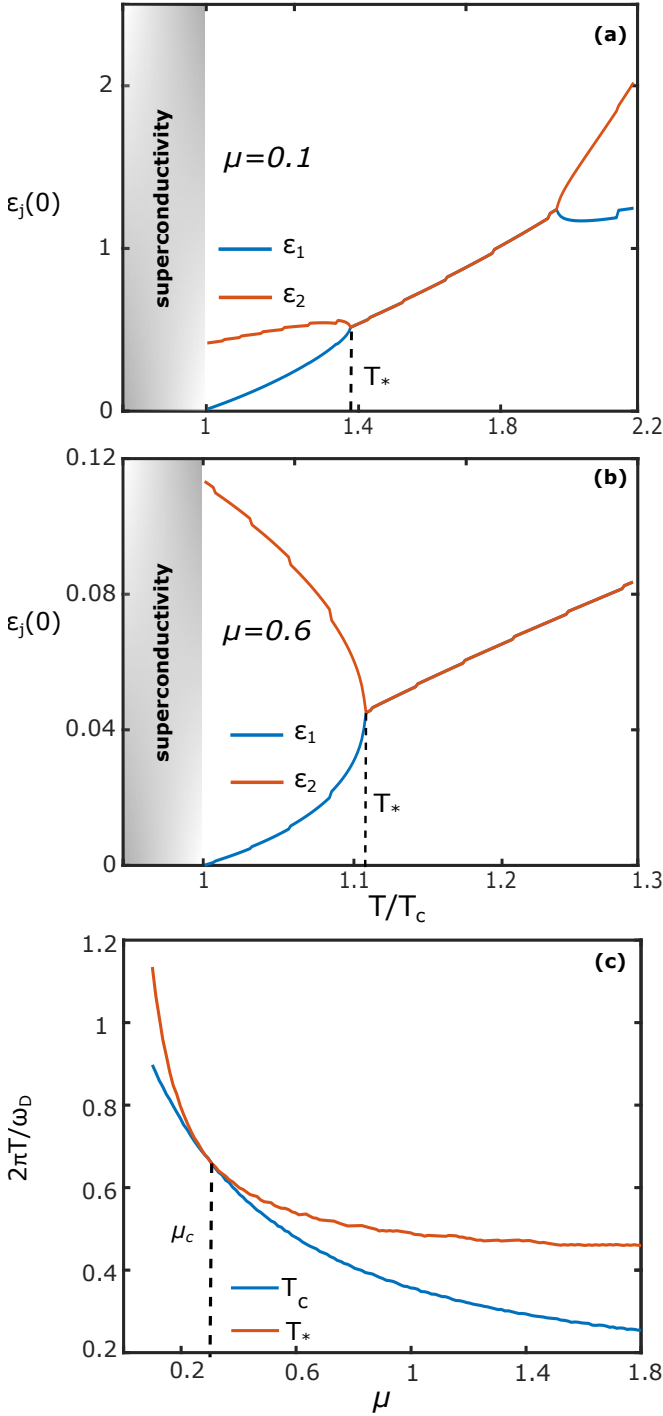


FIG. 5. Ginzburg-Landau theory for the toy model described by Eq. (45) (see also appendix C2). (a), (b) The two eigenvalues at $Q = 0$ as a function of T/T_c for μ below ($\mu = 0.1$) and above ($\mu = 0.6$) the critical value $\mu_c \approx 0.3$, respectively. Both T_c (SC transition temperature) and T_* (exceptional point temperature) are marked on the plots. The “staircase” structure is unphysical and appears due to hard frequency cutoff (see appendix A3). (c) T_c and T_* as a function of μ . Note that μ_c , the value of repulsion where $T_c = T_*$, is marked on the plot. Also note that for numerical convenience we have used a large coupling strength $\lambda = 1.6$ in these plots.

static GL free energy. As a consequence we can compute the fluctuation matrix analytically (see Appendix C1).

In Fig. 5 (a) and (b) we plot the eigenvalues $\varepsilon_j(Q)$ of the fluctuation matrix $\hat{M}_s(Q = 0)$ as a function of temperature for two different values of the repulsion, $\mu = 0.1$ and $\mu = 0.6$, respectively and $\lambda = 1.6$.⁵ The spectrum is at least doubly degenerate due to gauge invariance, so the two smaller eigenvalues are labeled ε_1 and the two larger ones are labeled by ε_2 . The former corresponds to the eigenvalue that vanishes at $T = T_c$, i.e., ε_m in Eq. (43). We also note that there is a temperature T_* , where an exceptional point occurs. This point is manifested by the coalescence of the eigenvalues (also marked by a dashed line).⁶ In Fig. 5 (c) we plot T_c and T_* as a function of the repulsion strength μ . Note that $T_* \geq T_c$ for all μ . Interestingly however, there is a critical value of the repulsion $\mu_c \approx 0.3$ where the two temperatures touch. At this critical value the matrix is defective at T_c .

In Fig. 6 (a) we plot the upper critical field, Eq. (44), normalized by Gor’kov’s expression for a BCS superconductor [2]

$$H_{c2}^{BCS} \approx \frac{24\pi T_c^2 \Phi_0^2}{7\zeta(3)v_F^2} \left(1 - \frac{T}{T_c}\right), \quad T \rightarrow T_c. \quad (46)$$

Note that T_c appearing here is a function of μ , as shown in Fig. 5. (c). As can be seen, H_{c2} is approaching is Gor’kov’s prediction in the limit of small μ .⁷ However, upon increasing μ , H_{c2} shows a non-monotonic behavior, peaking around the critical value μ_c before diminishing significantly compared to the expectation from BCS theory, Eq. (46). The origin of the peak is the rapid variation of the eigenvalues with temperature near the exceptional point. That is, the eigenvalues $\varepsilon(Q)$ depend strongly on temperature close to the transition when T_c and T_* are close. Interestingly, we find that both the mass term $\varepsilon_m(0)$ and the second derivative $\varepsilon_m''(0)$ develop singular behavior near μ_c (i.e., they are not-analytic in the variable $1 - T/T_c$). However, the ratio in Eq. (44) remains linear, leading to a finite ratio of Eq. (44) with Eq. (46) in the limit $T \rightarrow T_c$. The inset of Fig. 6 (a) displays the curvature of H_{c2} as it approaches zero near T_c . Here it should be noted that we simply compute the second derivative of ξ_{GL}^{-2} with respect to temperature. Whether this gives the correct asymptotic series on the ordered side of the transition remains to be checked. We find that

⁵ This relatively large value of the coupling was chosen to minimize cutoff effects. The results presented in this section appear also in the weak coupling limit.

⁶ The jumps in the curve are a numerical artifact stemming from the cutoff ω_c . We have smoothed this effect by taking a large cutoff and by softening the cutoff (see Appendix A3).

⁷ However, we do not expect the result to become exactly identical in the limit $\mu \rightarrow 0$. This is because the result in Eq. (46) is obtained with a contact interaction with just one eigenvector $U_{\eta,k} = \text{const}$ with nonzero eigenvalue, while both models considered in this paper have nontrivial frequency dependence.

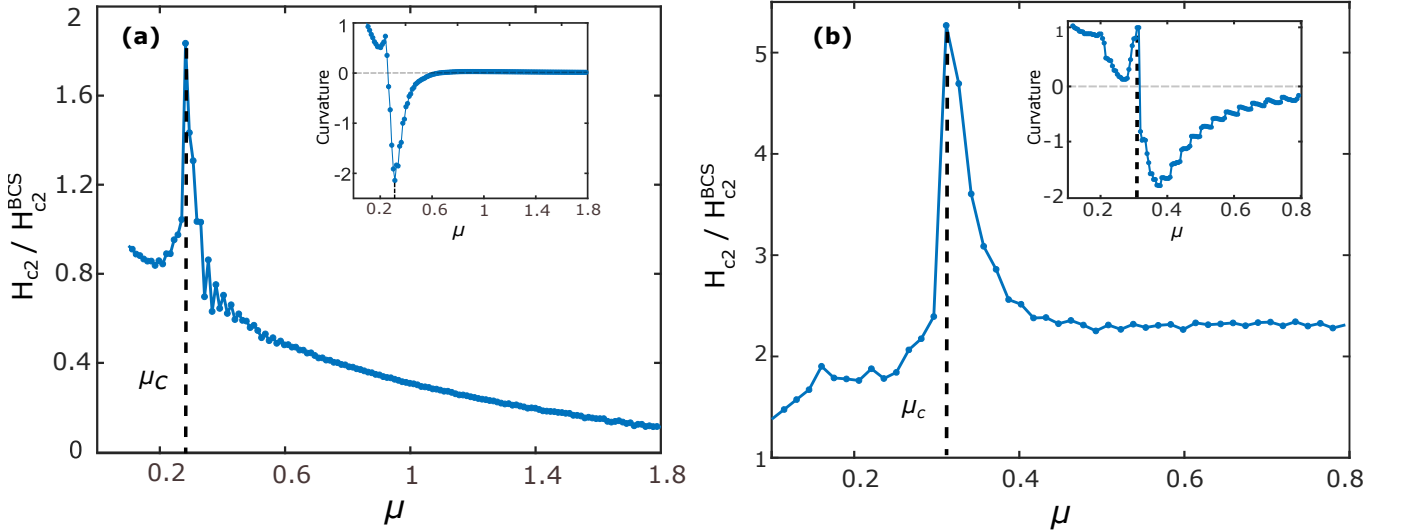


FIG. 6. The ratio between Eq. (44) and Eq. (46) as a function of μ for (a) the toy model, Eq. (45), and (b) Anderson-Morel interaction, Eq. (1). This quantity is essentially ratio between the linear slope of H_{c2} close to T_c relative to the expectation from BCS theory. Note that for each value of μ Eq. (46) is taken at $T_c(\mu)$, which is a monotonically decreasing function of μ . The curvature (i.e., $T_c^2 \frac{d^2 H_{c2}}{d\mu^2} \big|_{T_c}$) is plotted in the inset. The H_{c2} in these plots has been calculated for $\lambda = 1.6$ and $\omega_c = 30\omega_D$. The large value of λ is used to minimize cutoff effects resulting from the discrete Matsubara sum. We have verified that the results do not change qualitatively for smaller coupling. We note that at $\lambda = 1.6$ the gap and T_c depend very weakly on μ when the normal-state self-energy corrections are not taken into account, as shown in Fig. 2. This is the reason why H_{c2} saturates to a finite value at large μ .

μ_c also marks a transition between positive and negative curvature of the asymptotic curve.

Above we predicted that H_{c2} will sharply peak at a critical value of the repulsion (assuming this parameter can be tuned experimentally). However, it should be noted that the approximations used to obtain H_{c2} can breakdown in the vicinity of μ_c due to a number of reasons. The singular temperature dependence of both the homogeneous mass term and the second derivative implies that higher order terms may also become singular (e.g., the quartic term in the fields or higher derivatives in the expansion). These higher order terms need to be carefully compared with the second order terms. Moreover, the two eigenvalues of the fluctuation matrix $\varepsilon_{1,2}$ correspond to two distinct modes in the GL theory. These are degenerate at T_c when $\mu = \mu_c$. Thus a multi-mode GL theory must be employed. However, it should also be noted that at μ_c the fluctuation matrix is defective, raising a question regarding the nature of such modes. We conclude that the inclusion of these effects in our theory may modify the result for the upper critical field compared to the quadratic approximation presented in Fig. 6. For example, they may remove the sharp peak at μ_c . We leave such an extensive investigation to a future publication.

B. Results for the Morel-Anderson interaction

After gaining intuition for the influence of repulsion on the upper critical field H_{c2} using the toy model, Eq. (45), we now go back to the full Morel-Anderson interaction in Eq. (1). In Fig. 6 (b) we plot the ratio between the asymptotic expressions in Eq. (44) and Eq. (46) as a function of μ for $\lambda = 1.6$ and neglecting normal-state self-energy corrections. As for the toy model, the value of H_{c2} converges to Eq. (46) in the limit $\mu \rightarrow 0$. However, we find that the enhancement of H_{c2} near μ_c is much more prominent and occurs at a similar value of the repulsion (but not the same). Moreover, in this model H_{c2} does not decrease in the limit $\mu \rightarrow \infty$, but seems to saturate at a value that is roughly twice the prediction of a BCS theory. The inset shows that the curvature of the asymptotic expression for H_{c2} near T_c also changes sign at $\mu = \mu_c$.

As mentioned, here we have used a large coupling $\lambda = 1.6$ to minimize cutoff effects. In this limit, however, the gap and T_c depend very weakly on μ as long as the normal-state self-energy corrections are not taken into account, as shown in Fig. 2 (a). This is the reason that H_{c2} saturates to a finite value at large μ . To explore a larger range of the coupling λ , in Fig. 7 we plot the ratio H_{c2}/H_{c2}^{BCS} on a color map as a function of both λ and μ . The existence of a critical μ_c seems to be a universal feature for all λ .

Thus, the behavior in the case of Eq. (1) is quantitatively different from what we found for Eq. (45), but

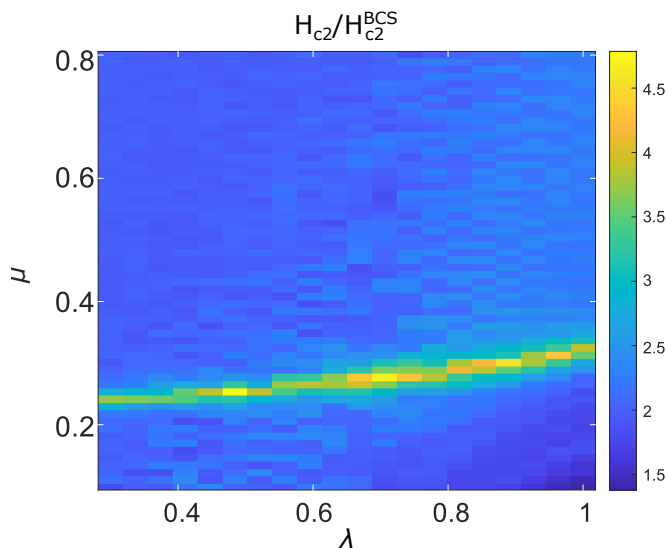


FIG. 7. The ratio between Eq. (44) and Eq. (46) as a function of μ and λ for Anderson-Morel interaction, Eq. (1). The enhancement of H_{c2} near μ_c is robust and remains for a wide range of the value of λ . The “noisy” feature in the heat-map is a numerical artifact and the consequence of the frequency cutoff (as explained in Appendix A 3).

qualitatively similar. Namely, in both cases there exists a critical temperature T_* where the smallest eigenvalue branch incurs an exceptional point. This temperature bounds T_c from above, $T_* \geq T_c$. Moreover, in both models there is a critical value μ_c , where the two temperatures touch but do not cross, leading to a peak in H_{c2} . These results suggest that the existence of a critical repulsion strength μ_c is possibly a universal feature of superconductors with repulsion.

VI. Conclusions and Discussion

We developed a field theoretic description for superconductors which include repulsive interactions using the Hubbard-Stratonovich transformation. We first decomposed the interaction into eigenchannels. Then we performed the Hubbard-Stratonovich transformation such that repulsive channels were coupled via an imaginary coupling and attractive ones via a real coupling. The resulting action was found to have a saddle point that can be shifted outside the original field-integration line into the complex plane. The saddle point was shown to coincide with Eliashberg’s theory and captures the physics of fluctuations around this solution.

An important feature of this saddle point is that it represents a maximum of the repulsive channels, rather than a minimum. Consequently, a straightforward iteration of Eliashberg’s equations, which updates the self-energy functions in a way that minimizes the action in all field directions, is destined to fail in the strongly repulsive limit. However, we have successfully achieved

efficient convergence to the solution by employing the decomposition into eigenchannels. This approach allows us to descend along attractive channels and ascend along repulsive ones, leading to fast convergence to the desired solution. Additionally, we have incorporated the normal-state self-energy corrections, which hold a crucial role in cases of strong repulsion.

After obtaining the saddle-point solution we then proceeded to discuss fluctuations of the order parameter around this solution. We demonstrated how to derive a theory capturing such fluctuations for the temperature range above and close to T_c (the Ginzburg-Landau theory). The matrix controlling the Gaussian fluctuations about the saddle point was found to be a non-Hermitian symmetric matrix and the directions of fluctuations in the complex plane were chosen according to the steepest descent method. We applied this theory to calculate the dependence of the upper critical field close to T_c on the repulsion strength for two types of pairing interactions.

The first type was a toy model interaction that has only two non-zero eigenvalues, one repulsive and one attractive. The second example was the Morel-Anderson interaction given by Eq. (1). In both cases we found that the fluctuation matrix has a temperature T_* , where it has an exceptional point and hence cannot be diagonalized. This temperature is found to be always greater or equal to T_c . Interestingly, in both models there exists a critical value of the repulsion μ_c such that these two temperatures coalesce. The linear slope of H_{c2} as a function of temperature close to T_c was computed in both cases. Within the quadratic approximation, H_{c2} was found to peak at the critical value of repulsion μ_c due to the existence of the exceptional point. However, we have also cautioned that our approximations can breakdown near μ_c due to a number of reasons. Consequently, analysis that goes beyond Gaussian approximation is required to understand if the peak is a real physical effect. Such analysis is beyond the scope of the current paper.

Our results are important for a number of reasons. For example, they may play a role in obtaining a more accurate and efficient numerical solution of Eliashberg’s equations in the presence of strong Coulomb repulsion. Thus, it will be interesting to explore whether it can bring any advantage to ab-initio techniques applied to Eliashberg theory [35, 48, 49].

Regarding the physical implications of our theory, we have made concrete experimental predictions for the dependence of H_{c2} on the repulsion strength. In particular, we predicted that when the Coulomb repulsion strength is tuned, an exceptional point in the fluctuation matrix can be manipulated to cause the slope of H_{c2} near T_c to strongly peak. Such a prediction can be tested in experiments by looking at the thickness dependence of the upper critical field in thin films [50] or by directly controlling the screening of Coulomb repulsion in two-dimensional superconductors using screening gates [51].

Our picture of the eigenvalue decomposition of the interaction can also shed light on other pairing mecha-

nisms involving repulsion, such as the Kohn-Luttinger effect. In particular, when full rotational symmetry is broken, different angular momentum channels in the Kohn-Luttinger problem may mix, thus coupling repulsive and attractive channels. Such symmetry breaking can come from the underlying lattice or from the expansion in momentum when considering collective modes. It is interesting to see how such coupling affects the physics of the Kohn-Luttinger effect.

The eigenchannel decomposition picture also raises questions regarding the instability of a Fermi surfaces at zero temperature. According to the Kohn-Luttinger effect all Fermi surfaces are unstable to superconductivity at a sufficiently low temperature when time-reversal symmetry is present. However, in the case of the Morel-Anderson interaction, Eq. (1), we find that repulsion can prevent an s -wave superconducting instability at zero temperature if the repulsion is strong enough. The reason for the absence of an instability is that the repulsive and attractive (frequency) channels are coupled [as shown by Eq. (20)]. This raises the question whether the Kohn-Luttinger effect can be prevented, even at zero temperature, if all spatial symmetries except for translations are broken such that repulsive and attractive (momentum)

channels are mixed.

Finally, we conclude with a note. In a recent study the authors of Ref. [52] have shown that by extending the path integral of a frustrated spin ladder into a generalized complex plane they can significantly improve the convergence of determinant quantum Monte Carlo (DQMC) simulations with a sign problem. We find an interesting connection between this approach and ours, which may open a path to exact numerical simulation of superconductors with repulsion.

VII. Acknowledgements

We are grateful to Avraham Klein, Rafael Fernandes, Efrat Shimshoni, Udit Khanna, Andrey Chubukov, Amit Keren, Dimitri Pimenov, Herb Fertig, Ganapathy Murthy, and Mason Protter for helpful discussions. We are especially grateful to Matan Ben-Dov for helping with the gradient descent method and to Grigory Tarnopolsky for insightful discussions about the saddle-point solution. J.R. also thanks Amit Keren for his invitation to give a lecture series in the Technion during which some of these ideas came to life. J.R. acknowledges the support of the Israeli Science Foundation under Grant No. 967/19.

-
- [1] J. Bardeen, L. N. Cooper, and J. R. Schrieffer, Microscopic theory of superconductivity, *Phys. Rev.* **106**, 162 (1957).
 - [2] L. P. Gor'kov, Microscopic derivation of the ginzburg-landau equations in the theory of superconductivity, *Sov. Phys. - JETP (Engl. Transl.)*; (United States) **9**:6, (1959).
 - [3] P. Morel and P. W. Anderson, Calculation of the superconducting state parameters with retarded electron-phonon interaction, *Phys. Rev.* **125**, 1263 (1962).
 - [4] G. Eliashberg, Interactions between electrons and lattice vibrations in a superconductor, *Sov. Phys. JETP* **11**, 696 (1960).
 - [5] G. Eliashberg, Temperature green's function for electrons in a superconductor, *Sov. Phys. JETP* **12**, 1000 (1961).
 - [6] F. Marsiglio, Eliashberg theory: A short review, *Annals of Physics* **417**, 168102 (2020), eliashberg theory at 60: Strong-coupling superconductivity and beyond.
 - [7] R. Shankar, Renormalization-group approach to interacting fermions, *Rev. Mod. Phys.* **66**, 129 (1994).
 - [8] R. Shankar, Renormalization group for non-relativistic fermions, *Philosophical Transactions of the Royal Society A: Mathematical, Physical and Engineering Sciences* **369**, 2612 (2011).
 - [9] Y. Cao, V. Fatemi, S. Fang, K. Watanabe, T. Taniguchi, E. Kaxiras, and P. Jarillo-Herrero, Unconventional superconductivity in magic-angle graphene superlattices, *Nature* **556**, 43 (2018).
 - [10] H. Zhou, T. Xie, T. Taniguchi, K. Watanabe, and A. F. Young, Superconductivity in rhombohedral trilayer graphene, *Nature* **598**, 434 (2021).
 - [11] H. Zhou, L. Holleis, Y. Saito, L. Cohen, W. Huynh, C. L. Patterson, F. Yang, T. Taniguchi, K. Watanabe, and A. F. Young, Isospin magnetism and spin-polarized superconductivity in bernal bilayer graphene, *Science* **375**, 774 (2022).
 - [12] Y. Yang, S. Fang, V. Fatemi, J. Ruhman, E. Navarro-Moratalla, K. Watanabe, T. Taniguchi, E. Kaxiras, and P. Jarillo-Herrero, Enhanced superconductivity upon weakening of charge density wave transport in 2h-tas2 in the two-dimensional limit, *Phys. Rev. B* **98**, 035203 (2018).
 - [13] A. Ghazaryan, T. Holder, M. Serbyn, and E. Berg, Unconventional superconductivity in systems with annular fermi surfaces: Application to rhombohedral trilayer graphene, *Phys. Rev. Lett.* **127**, 247001 (2021).
 - [14] Y.-Z. You and A. Vishwanath, Kohn-luttinger superconductivity and intervalley coherence in rhombohedral trilayer graphene, *Physical Review B* **105**, 134524 (2022).
 - [15] S. Tchoumakov, L. J. Godbout, and W. Witczak-Krempa, Superconductivity from coulomb repulsion in three-dimensional quadratic band touching luttinger semimetals, *Phys. Rev. Res.* **2**, 013230 (2020).
 - [16] G. Wagner, Y. H. Kwan, N. Bultinck, S. H. Simon, and S. Parameswaran, Superconductivity from repulsive interactions in bernal-stacked bilayer graphene, *arXiv preprint arXiv:2302.00682* <https://doi.org/10.48550/arXiv.2302.00682> (2023).
 - [17] S. N. Klimin, J. Tempere, J. T. Devreese, and D. van der Marel, Interface superconductivity in $\text{laal}_3 - \text{srtio}_3$ heterostructures, *Phys. Rev. B* **89**, 184514 (2014).
 - [18] J. Ruhman and P. A. Lee, Pairing from dynamically screened coulomb repulsion in bismuth, *Phys. Rev. B* **96**,

- 235107 (2017).
- [19] M. N. Gastiasoro, J. Ruhman, and R. M. Fernandes, Superconductivity in dilute strontium titanate: A review, *Annals of Physics* **417**, 168107 (2020), eliashberg theory at 60: Strong-coupling superconductivity and beyond.
 - [20] N. P. Butch, P. Syers, K. Kirshenbaum, A. P. Hope, and J. Paglione, Superconductivity in the topological semimetal YPtBi , *Phys. Rev. B* **84**, 220504 (2011).
 - [21] K. Behnia, The fragility of distant cooper pairs, *Science* **355**, 26 (2017).
 - [22] O. Prakash, A. Kumar, A. Thamizhavel, and S. Ramakrishnan, Evidence for bulk superconductivity in pure bismuth single crystals at ambient pressure, *Science* **355**, 52 (2017).
 - [23] A. V. Chubukov, A. Abanov, Y. Wang, and Y.-M. Wu, The interplay between superconductivity and non-fermi liquid at a quantum-critical point in a metal, *Annals of Physics* **417**, 168142 (2020), eliashberg theory at 60: Strong-coupling superconductivity and beyond.
 - [24] D. Chowdhury and E. Berg, The unreasonable effectiveness of eliashberg theory for pairing of non-fermi liquids, *Annals of Physics* **417**, 168125 (2020), eliashberg theory at 60: Strong-coupling superconductivity and beyond.
 - [25] R. Stratonovich, On a method of calculating quantum distribution functions, in *Soviet Physics Doklady*, Vol. 2 (1957) p. 416.
 - [26] J. Hubbard, Calculation of partition functions, *Phys. Rev. Lett.* **3**, 77 (1959).
 - [27] A. Altland and B. D. Simons, *Condensed matter field theory* (Cambridge university press, 2010).
 - [28] D. Pimenov and A. V. Chubukov, Quantum phase transition in a clean superconductor with repulsive dynamical interaction, *npj Quantum Materials* **7**, 45 (2022).
 - [29] D. Pimenov and A. V. Chubukov, Twists and turns of superconductivity from a repulsive dynamical interaction, *Annals of Physics* **447**, 169049 (2022).
 - [30] F. Schrodi, A. Aperis, and P. M. Oppeneer, Increased performance of matsubara space calculations: A case study within eliashberg theory, *Phys. Rev. B* **99**, 184508 (2019).
 - [31] M. Protter, R. Boyack, and F. Marsiglio, Functional-integral approach to gaussian fluctuations in eliashberg theory, *Phys. Rev. B* **104**, 014513 (2021).
 - [32] T. Kato and T. Kato, Analytic perturbation theory, Perturbation theory for linear operators, 364 (1966).
 - [33] M.-A. Miri and A. Alù, Exceptional points in optics and photonics, *Science* **363**, eaar7709 (2019).
 - [34] W. Kohn and J. M. Luttinger, New mechanism for superconductivity, *Phys. Rev. Lett.* **15**, 524 (1965).
 - [35] E. R. Margine and F. Giustino, Anisotropic migdal-eliashberg theory using wannier functions, *Phys. Rev. B* **87**, 024505 (2013).
 - [36] J. R. Schrieffer, D. J. Scalapino, and J. W. Wilkins, Effective tunneling density of states in superconductors, *Phys. Rev. Lett.* **10**, 336 (1963).
 - [37] A. Sanna, J. A. Flores-Livas, A. Davydov, G. Profeta, K. Dewhurst, S. Sharma, and E. K. U. Gross, Ab initio eliashberg theory: Making genuine predictions of superconducting features, *Journal of the Physical Society of Japan* **87**, 041012 (2018).
 - [38] A. Abanov, A. V. Chubukov, and J. Schmalian, Quantum-critical theory of the spin-fermion model and its application to cuprates: Normal state analysis, *Advances in Physics* **52**, 119 (2003).
 - [39] J. Ruhman and P. A. Lee, Superconductivity at very low density: The case of strontium titanate, *Phys. Rev. B* **94**, 224515 (2016).
 - [40] V. Kozii, Z. Bi, and J. Ruhman, Superconductivity near a ferroelectric quantum critical point in ultralow-density dirac materials, *Phys. Rev. X* **9**, 031046 (2019).
 - [41] C. Lewandowski, D. Chowdhury, and J. Ruhman, Pairing in magic-angle twisted bilayer graphene: Role of phonon and plasmon umklapp, *Phys. Rev. B* **103**, 235401 (2021).
 - [42] A. Klein, Y.-M. Wu, and A. V. Chubukov, Multiple intertwined pairing states and temperature-sensitive gap anisotropy for superconductivity at a nematic quantum-critical point, *npj Quantum Materials* **4**, 55 (2019).
 - [43] K. Yang and S. L. Sondhi, Low-energy collective modes, ginzburg-landau theory, and pseudogap behavior in superconductors with long-range pairing interactions, *Phys. Rev. B* **62**, 11778 (2000).
 - [44] C. M. Bender, S. Orszag, and S. A. Orszag, *Advanced mathematical methods for scientists and engineers I: Asymptotic methods and perturbation theory*, Vol. 1 (Springer Science & Business Media, 1999).
 - [45] L. Autonne, *Sur les matrices hypohermitiennes et sur les matrices unitaires*, Vol. 38 (A. Rey, 1915).
 - [46] T. Takagi, On an algebraic problem related to an analytic theorem of carathéodory and fejér and on an allied theorem of landau, in *Japanese journal of mathematics: transactions and abstracts*, Vol. 1 (The Mathematical Society of Japan, 1924) pp. 83–93.
 - [47] M. Tinkham, *Introduction to superconductivity* (Courier Corporation, 2004).
 - [48] A. Aperis, P. Maldonado, and P. M. Oppeneer, Ab initio theory of magnetic-field-induced odd-frequency two-band superconductivity in MgB_2 , *Phys. Rev. B* **92**, 054516 (2015).
 - [49] J. Bekaert, S. Vercauteren, A. Aperis, L. Komenková, R. Prozorov, B. Partoens, and M. V. Milošević, Anisotropic type-i superconductivity and anomalous superfluid density in OsB_2 , *Phys. Rev. B* **94**, 144506 (2016).
 - [50] I. Zaytseva, A. Abaloszew, B. C. Camargo, Y. Syryanny, and M. Z. Cieplak, Upper critical field and superconductor-metal transition in ultrathin niobium films, *Scientific Reports* **10**, 19062 (2020).
 - [51] X. Liu, Z. Wang, K. Watanabe, T. Taniguchi, O. Vafek, and J. I. A. Li, Tuning electron correlation in magic-angle twisted bilayer graphene using coulomb screening, *Science* **371**, 1261 (2021).
 - [52] E. Y. Cohen, A. Alexandru, and S. Gazit, Complex path simulations of geometrically frustrated ladders, arXiv preprint arXiv:2302.10935 <https://doi.org/10.48550/arXiv.2302.10935> (2023).
 - [53] J. Barzilai and J. M. Borwein, Two-Point Step Size Gradient Methods, *IMA Journal of Numerical Analysis* **8**, 141 (1988).

A. Details of the numerical calculations

In this section we elaborate on the numerical calculations performed in this manuscript. The parameters used in the numerical calculations are summarized in Table I.

TABLE I. List of parameters used in different calculations

| | Saddle-point solution (GL) | Meaning |
|------------|----------------------------|--------------------------------|
| ω_D | 1(1) | Debye frequency |
| ω_c | $10\omega_D(30\omega_D)$ | Cutoff frequency |
| η_c | 30(30) | Cutoff η |
| e_η | 0.1 | Step size for gradient passing |

1. Saddle-point solution using the gradient passing method

To obtain the saddle point within the “gradient passing” method we employ Eqs. (23), where we ascend the action with respect to $f_{\eta+}$ and descend with respect to $f_{\eta-}$. The solution is obtained by guessing an initial ansatz, and then consequently updating it at each step according to Eqs. (23). We choose a uniform ansatz $f_\eta = \bar{f}_\eta = 0.2\omega_D$. The procedure depends on the step size e_η . The most straightforward method would be to choose a fixed step size, e.g., $e_\eta = 0.1$. However, a more efficient method is to choose the step size dynamically based on the second derivative using the Barzilai-Borwein method [53].

The algorithm’s stopping criterion was defined according to the mean difference between successive steps. Namely, we defined convergence to be the point where the sum

$$\sum_\omega \left| \frac{\Delta^{i+1}(\omega) - \Delta^i(\omega)}{\Delta^i(\omega)} \right| < 0.001, \quad (\text{A1})$$

i.e., dropped below 0.1%.

Additionally, we truncate the number of eigenchannels used in the minimization procedure, $\eta < \eta_c$. As seen in Fig. 1 the weight of the eigenvalues for the interaction in Eq. (1) decays exponentially with η , allowing us to obtain accurate results with only $\eta_c = 30$ channels.

2. Solution of Eliashberg’s gap equation using the iterative method

The most straightforward way to solve the non-linear Eliashberg equation is by the method of iteration [35]. Using Eqs. (21), we can write a self-consistency equation of the form $\Delta(\omega) = F[\Delta(\omega')]$, where F is the non-linear Eliashberg operator. The iteration method is used by employing the relation

$$\Delta^{i+1}(\omega) = F[\Delta^i(\omega)] \quad (\text{A2})$$

iteratively starting from a uniform ansatz $\Delta(\omega) = 0.2\omega_D$. By iterating the equation we typically obtain convergence quickly for small μ , where convergence is determined by Eq. (A1).

3. The frequency cutoff

The Matsubara sums performed in this paper were implemented in one of two manners. The first one is a “hard” high-frequency cutoff, i.e., $N = \lfloor \omega_C/2\pi T - 1/2 \rfloor$. This cutoff introduces a numerical complication that happens as we tune the temperature. Namely, as temperature is such that $\omega_c/2\pi T - 1/2$ is an integer, the number of frequencies in the sum changes abruptly. This is the origin of the “staircase” artifact seen, for example, in Fig. 5 (a) and (b). In order to mitigate this effect in the calculations of Fig. (6) and 7, we used a “soft” cutoff, which smoothly reduces the weight of frequency tail. The weight of each frequency is then determined by

$$n(\omega) = n_{FD}(\omega - \omega_c), \quad (\text{A3})$$

where $n_{FD}(x) = (\exp[x/T_{eff}] + 1)^{-1}$ is the Fermi-Dirac distribution, and T_{eff} is the effective width taken to be $T_{eff} = 10\pi T_c$.

B. On the accuracy of gap calculations with a truncated interaction

The eigenvalue decomposition of the interaction introduces a natural scheme for a controlled approximate method that speeds up numerical calculations. Namely, by truncating the number of eigen channels we keep in the calculation we can control the size of the matrices and the number of fields that need to be determined:

$$\{f_\eta\}_{\eta=1}^{N_\eta} \rightarrow \{f_\eta\}_{\eta=1}^{\eta_c},$$

where N_η denotes the full number of eigenvalues before truncation. In this section we will explore the influence of such a truncation. To this end, we consider the interaction in Eq. (1) in the limit where there is no repulsion ($\mu = 0$):

$$\hat{V}(\omega - \omega') = -\frac{\lambda}{N_F} \frac{\omega_D^2}{(\omega - \omega')^2 + \omega_D^2}. \quad (\text{B1})$$

Because there are no repulsive eigenchannels in the interaction, one may write $\bar{f}_\eta = f_\eta^*$, and it is sufficient to solve the self-consistent equation for just one of the two fields:

$$\frac{f_\eta}{\sqrt{T}} = -\pi v_\eta \sum_\omega \frac{\Delta_\omega U_{\omega,\eta}}{\sqrt{\omega^2 + |\Delta_\omega|^2}}, \quad (\text{B2})$$

where

$$\Delta_\omega \equiv \sqrt{T} \sum_{\eta=1}^{\eta_c} f_\eta U_{\eta,\omega}^*,$$

and we have limited the number of fields to η_c .

The solution at $\omega = 0$ as a function of temperature for different cutoff values η_c with $\lambda = 0.67$ is shown in

Fig. 8 (a). These plots are compared with a straightforward solution of the Eliashberg equation. We find that the solution of Eq. (B2) continuously converges to the Eliashberg solution as η_c is increased.

In Fig. 8 (b) we plot the relative error between these two solutions as a function of η_c . The error decays exponentially and falls below 5% at $\eta_c \approx 20$. We can understand this behavior by noting that the eigenvalues of the interaction v_η decay exponentially at the same typical scale (see for example Fig. 1). Thus, we conclude that when the eigenvalues decay exponentially with η we can use the truncation method to accelerate calculations.

C. Computation of the fluctuation matrix

Here we elaborate on the expansion of the action in Eq. (15) in fluctuations about the saddle point (Sec-

tion V):

$$f_\eta(Q) = f_\eta^{(0)} + a_\eta(Q) + ib_\eta(Q),$$

where a_η and b_η parameterize the fluctuations and, in general, can be complex themselves. In this paper we consider the expansion above T_c , so we set $f_\eta^{(0)} = 0$. The quadratic term of the action (15) gives

$$\frac{\bar{f}_\eta(Q)f_\eta(Q)}{|v_\eta|} = \frac{a_\eta^2(Q) + b_\eta^2(Q)}{|v_\eta|},$$

while the $\text{tr} \ln$ part is expanded as follows

$$\text{tr} \ln \mathcal{G}_k^{-1}(Q) \approx \text{tr} \ln \hat{\mathbf{G}}_k^{-1} - \frac{1}{2} \text{tr} \hat{\mathbf{G}}_k \hat{\Delta}_k(Q) \hat{\mathbf{G}}_{k+Q} \hat{\Delta}_{k+Q}(-Q) = S_0 + G_0(-k-Q)G_0(k)\Delta_{1,k}(Q)\bar{\Delta}_{2,k}(Q), \quad (\text{C1})$$

where we defined

$$\hat{\mathbf{G}}_k = \begin{pmatrix} G_0(k) & 0 \\ 0 & -G_0(-k) \end{pmatrix} \quad (\text{C2})$$

and

$$\hat{\Delta}_k(Q) = \begin{pmatrix} 0 & \Delta_{1,k}(Q) \\ \bar{\Delta}_{2,k+Q}(-Q) & 0 \end{pmatrix}, \quad (\text{C3})$$

such that $\mathcal{G}_k^{-1}(Q) = \hat{\mathbf{G}}_k^{-1}\delta_{Q,0} - \hat{\Delta}_k(Q)$. The relation between $\Delta_{i,k}(Q)$ and fields $a_\eta(Q)$, $b_\eta(Q)$ is given by Eq. (38) with $\Delta_{i,k}^{(0)} = 0$, and summation over frequencies/momenta k and Q in Eq. (C1) is implied. Note that normal-state self-energy corrections discussed in Sec. IV can be straightforwardly incorporated by adding them to the bare Green's functions G_0 .

The resulting action to second order in the fluctuations then assumes the form

$$\mathcal{S}_{GL}^{(2)} = \sum_Q \boldsymbol{\alpha}^T(Q) \hat{M}(Q) \boldsymbol{\alpha}(Q), \quad (\text{C4})$$

where

$$\hat{M}(Q) = \hat{V}^{-1} - \hat{S}(Q) \quad (\text{C5})$$

is the fluctuation matrix and $\boldsymbol{\alpha}^T(Q) = [a_\eta(Q), b_\eta(Q)]$ is a vector with dimension $2N_\eta$, where N_η is the number of eigenchannels in Eq. (9). The matrices

$$[\hat{V}^{-1}]_{\eta,\eta'} = |v_\eta|^{-1} \delta_{\eta,\eta'} \begin{pmatrix} 1 & 0 \\ 0 & 1 \end{pmatrix}$$

and

$$\hat{S}_{\eta\eta'}(Q) = B_{\eta,\eta'}(Q) \begin{pmatrix} 1 & -i \\ i & 1 \end{pmatrix} \quad (\text{C6})$$

are $2N_\eta \times 2N_\eta$ matrices, where

$$B_{\eta,\eta'}(Q) = \zeta_\eta \zeta_{\eta'} \frac{T}{L^3} \sum_k U_{\eta,k}^* G_0(k) G_0(-k-Q) U_{\eta',k}. \quad (\text{C7})$$

Finally, we note that the quadratic form in Eq. (C4) is symmetric, consequently, only the symmetric part of $\hat{M}(Q)$ contributes:

$$\boldsymbol{\alpha}^T(Q) \hat{M}(Q) \boldsymbol{\alpha}(Q) = \boldsymbol{\alpha}^T(Q) \hat{M}_s(Q) \boldsymbol{\alpha}(Q),$$

where (assuming that $U_{\eta,k}^* = U_{\eta,k}$)

$$\begin{aligned} \hat{M}_s(Q) &= \frac{\hat{M}(Q) + \hat{M}^T(Q)}{2} \\ &= \left(\frac{\delta_{\eta,\eta'}}{|v_\eta|} - B_{\eta,\eta'}(Q) \right) \begin{pmatrix} 1 & 0 \\ 0 & 1 \end{pmatrix}. \end{aligned} \quad (\text{C8})$$

1. Analytic calculation of pairing susceptibility

Here we compute the matrix elements $B_{\eta,\eta'}(|\mathbf{Q}|)$ defined in Eq. (C7). We only consider the dependence of the matrix elements on momentum $|\mathbf{Q}|$ because we focus on the time-independent (i.e., zero-frequency) Ginzburg-Landau theory in Eq. (43). In this case the superconducting susceptibility is given by

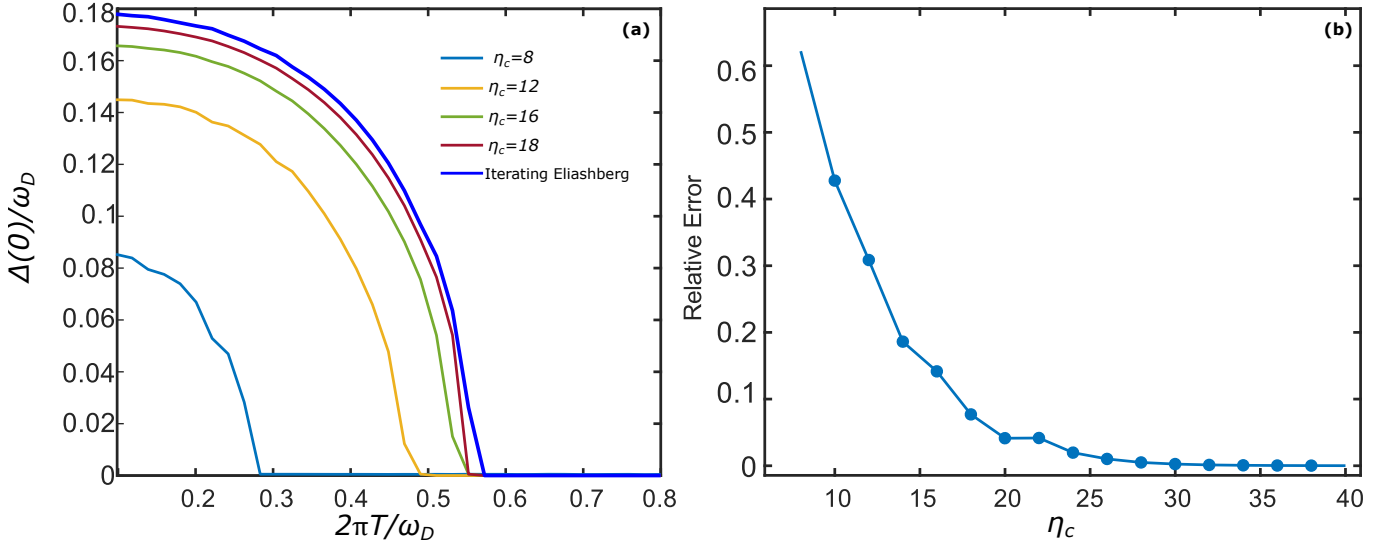


FIG. 8. Eigenfunction method for a purely attractive BCS interaction $V(\omega - \omega') = -V_0\omega_D^2/[(\omega - \omega')^2 + \omega_D^2]$. (a) The saddle-point solution, $\Delta(0)$, as a function of temperature, for different values of the eigenvalues cutoff η_c . Comparison between eigenvalue method and iterating Eliashberg solution. (b) The relative error as a function of η_c .

$$\chi_\omega(|\mathbf{Q}|) = \frac{1}{L^3} \sum_{\mathbf{k}} G_0(k) G_0(-k - \mathbf{Q}) = \int \frac{d^3k}{(2\pi)^3} \frac{1}{-i\omega + \xi_{\mathbf{k}}} \frac{1}{i\omega + \xi_{-\mathbf{k}-\mathbf{Q}}}, \quad (\text{C9})$$

where we used that $Q = \{0, \mathbf{Q}\}$. Assuming that $\xi_{-\mathbf{k}} = \xi_{\mathbf{k}}$ and $|\mathbf{Q}| \ll |\mathbf{k}| \approx k_F$, where k_F is the Fermi momentum, we can expand $\xi_{\mathbf{k}+\mathbf{Q}} \approx \xi_{\mathbf{k}} + v_F|\mathbf{Q}|\cos\theta$, where v_F is the Fermi velocity and θ is the angle between vectors \mathbf{k} and \mathbf{Q} . Then, changing integration variable from \mathbf{k} to $\xi_{\mathbf{k}}$ and θ , we obtain

$$\begin{aligned} \chi_\omega(|\mathbf{Q}|) &\approx \frac{N_F}{2} \int_{-1}^1 dx \int_{-\infty}^{\infty} d\xi \frac{1}{-i\omega + \xi} \cdot \frac{1}{i\omega + \xi + v_F|\mathbf{Q}|x} = \frac{iN_F\pi \text{sign}(\omega)}{v_F|\mathbf{Q}|} \int_{-1}^1 \frac{dx}{x + \frac{2i\omega}{v_F|\mathbf{Q}|}} \\ &= \frac{iN_F\pi \text{sign}(\omega)}{v_F|\mathbf{Q}|} \ln \frac{2i\omega + v_F|\mathbf{Q}|}{2i\omega - v_F|\mathbf{Q}|} = \frac{2\pi N_F}{v_F|\mathbf{Q}|} \arctan\left(\frac{v_F|\mathbf{Q}|}{2|\omega|}\right), \end{aligned} \quad (\text{C10})$$

where N_F is the density of states per spin at the Fermi level, and we introduced a new integration variable $x = \cos\theta$. Since our interaction depends on frequency only and we are interested in the static limit, this expression can further be used in Eq. (C7):

$$B_{\eta,\eta'}(|\mathbf{Q}|) = \zeta_\eta \zeta_{\eta'} T \sum_{\omega} U_{\eta,\omega}^* U_{\eta',\omega} \chi_\omega(|\mathbf{Q}|). \quad (\text{C11})$$

2. Toy model

In the main text we made use of a simplified model with the interaction

$$\hat{V}_{\omega,\omega'} = \frac{\lambda}{N_F} \left[\mu - \frac{1}{1 + (\omega/\omega_D)^2} \frac{1}{1 + (\omega'/\omega_D)^2} \right]. \quad (\text{C12})$$

The advantage of this interaction is that it has only two non-zero eigenvalues, one of which is positive and one is negative. Moreover, the interaction can be diagonalized

analytically for any value of the cutoff. To demonstrate how the decomposition works, we can write the interaction in the following basis

$$\hat{V} = \frac{\lambda}{N_F} (\mu|\mathbb{1}\rangle\langle\mathbb{1}| - |\ell\rangle\langle\ell|), \quad (\text{C13})$$

where $|\mathbb{1}\rangle$ is a vector with all its components equal to 1 and $|\ell\rangle$ is a Lorentzian vector in ω space, i.e., $\langle\omega|\ell\rangle =$

$1/(1 + \omega^2/\omega_D^2)$.⁸ To construct an orthonormal basis we employ the Gram-Schmidt process:

$$\begin{aligned} |\psi_1\rangle &= \frac{1}{\sqrt{N_\omega}} |\mathbb{1}\rangle, \\ |\psi_2\rangle &= \frac{1}{\sqrt{A}} (|\ell\rangle - |\psi_1\rangle \langle \psi_1 | \ell \rangle), \end{aligned} \quad (\text{C14})$$

where $N_\omega = \omega_c/\pi T$ is the number of Matsubara frequencies below the cutoff, and $A = \langle \ell | \ell \rangle - |\langle \ell | \psi_1 \rangle|^2$ is a factor that ensures proper normalization of $|\psi_2\rangle$, $\langle \psi_2 | \psi_2 \rangle = 1$. Additionally, we define the projection

$$\langle \psi_1 | \ell \rangle = \frac{1}{\sqrt{N_\omega}} \sum_{\omega=-\omega_c}^{\omega_c} \frac{1}{1 + (\omega/\omega_D)^2} \equiv \sqrt{N_\ell}. \quad (\text{C15})$$

Diagonalizing the matrix in Eq. (C17) we obtain the eigenvalues

$$v_\pm = \frac{\lambda}{N_F} \left[\frac{N_\omega \mu - N_\ell - A}{2} \pm \sqrt{\frac{(N_\omega \mu - N_\ell + A)^2}{4} + N_\ell A} \right] \quad (\text{C18})$$

and eigenvectors

$$U_+ = \begin{pmatrix} \cos \theta/2 \\ \sin \theta/2 \end{pmatrix}, \quad U_- = \begin{pmatrix} -\sin \theta/2 \\ \cos \theta/2 \end{pmatrix}, \quad (\text{C19})$$

where we define

$$\begin{aligned} \cos \theta &= \frac{N_\omega \mu - N_\ell + A}{\sqrt{(N_\omega \mu - N_\ell + A)^2 + 4N_\ell A}}, \\ \sin \theta &= -\frac{2\sqrt{N_\ell A}}{\sqrt{(N_\omega \mu - N_\ell + A)^2 + 4N_\ell A}}. \end{aligned} \quad (\text{C20})$$

The eigenvectors U_\pm are plotted in Fig. 9.

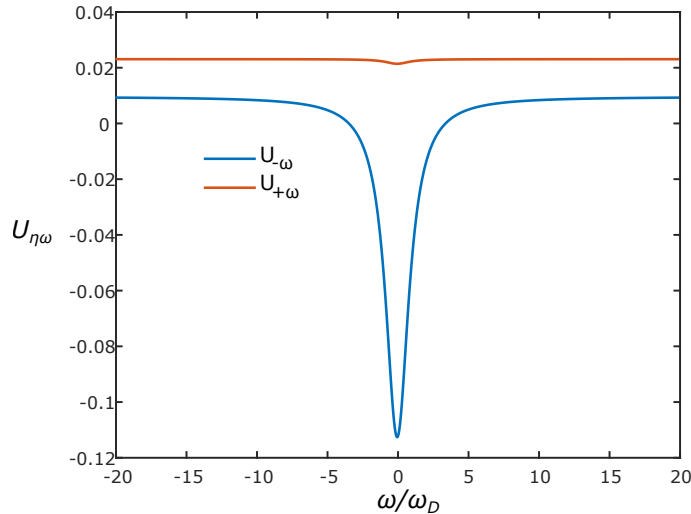


FIG. 9. The toy model interaction's eigenvectors, Eqs. (C19) and (C20), for $\lambda = 1$, $\mu = 1$, and $\omega_c = 30\omega_D$.

⁸ Here $\{|\omega\rangle\}_{\omega=-\omega_c}^{\omega_c}$ denotes an orthonormal set of states which are local in Matsubara space, such that $\langle \omega' | \omega \rangle = \delta_{\omega, \omega'}$.

In the limit $T \ll \omega_D \ll \omega_c$ that we consider in this paper, the sum can be replaced by an integral, and we find

$$\begin{aligned} \langle \psi_1 | \ell \rangle &\approx \frac{1}{2\pi T \sqrt{N_\omega}} \int_{-\infty}^{\infty} \frac{d\omega}{1 + \omega^2/\omega_D^2} = \frac{\omega_D}{2T \sqrt{N_\omega}}, \\ \langle \ell | \ell \rangle &\approx \frac{1}{2\pi T} \int_{-\infty}^{\infty} \frac{d\omega}{(1 + \omega^2/\omega_D^2)^2} = \frac{\omega_D}{4T}, \end{aligned} \quad (\text{C16})$$

such that $A \approx (\omega_D/4T)(1 - 2/\sqrt{N_\omega}) \approx (\omega_D/4T)$.

In the general case, we can write the interaction in the basis of $|\psi_1\rangle$ and $|\psi_2\rangle$:

$$\hat{V} = \frac{\lambda}{N_F} \begin{pmatrix} N_\omega \mu - N_\ell & -\sqrt{AN_\ell} \\ -\sqrt{AN_\ell} & -A \end{pmatrix}. \quad (\text{C17})$$

Now we turn to derive the GL theory for this model (as described in Section V). The symmetrized fluctuation matrix assumes the form

$$\hat{M}_s = \begin{pmatrix} m_- & 0 & im_{\pm} & 0 \\ 0 & m_- & 0 & im_{\pm} \\ im_{\pm} & 0 & m_+ & 0 \\ 0 & im_{\pm} & 0 & m_+ \end{pmatrix}, \quad (\text{C21})$$

where the diagonal terms are

$$m_-(|\mathbf{Q}|) = |v_-|^{-1} - T \sum_{\omega} U_{-,\omega}^* U_{-,\omega} \chi_{\omega}(|\mathbf{Q}|),$$

$$m_+(|\mathbf{Q}|) = |v_+|^{-1} + T \sum_{\omega} U_{+,\omega}^* U_{+,\omega} \chi_{\omega}(|\mathbf{Q}|),$$

and the off-diagonal elements are

$$m_{\pm}(|\mathbf{Q}|) = -T \sum_{\omega} U_{-,\omega}^* U_{+,\omega} \chi_{\omega}(|\mathbf{Q}|).$$

Diagonalizing this matrix analytically results in two distinct doubly degenerate eigenvalues:

$$\varepsilon_{1,2} = \frac{m_- + m_+}{2} \pm \frac{\sqrt{(m_- - m_+)^2 - 4m_{\pm}^2}}{2}. \quad (\text{C22})$$
