

# Labeling without Seeing? Blind Annotation for Privacy-Preserving Entity Resolution

Yixiang Yao  
yixiangy@usc.edu  
University of Southern California  
USA

Weizhao Jin  
weizhaoj@usc.edu  
University of Southern California  
USA

Srivatsan Ravi  
srivatsan@srivatsan.in  
University of Southern California  
USA

## ABSTRACT

The entity resolution problem requires finding pairs across datasets that belong to different owners but refer to the same entity in the real world. To train and evaluate solutions (either rule-based or machine-learning-based) to the entity resolution problem, generating a ground truth dataset with entity pairs or clusters is needed. However, such a data annotation process involves humans as domain oracles to review the plaintext data for all candidate record pairs from different parties, which inevitably infringes the privacy of data owners, especially in privacy-sensitive cases like medical records. To the best of our knowledge, there is no prior work on privacy-preserving ground truth dataset generation, especially in the domain of entity resolution. We propose a novel blind annotation protocol based on homomorphic encryption that allows domain oracles to collaboratively label ground truths without sharing data in plaintext with other parties. In addition, we design a domain-specific easy-to-use language that hides the sophisticated underlying homomorphic encryption layer. Rigorous proof of the privacy guarantee is provided and our empirical experiments via an annotation simulator indicate the feasibility of our privacy-preserving protocol (f-measure on average achieves more than 90% compared with the real ground truths).

## CCS CONCEPTS

• **Information systems** → **Entity resolution; Deduplication; Security and privacy** → **Privacy-preserving protocols.**

## KEYWORDS

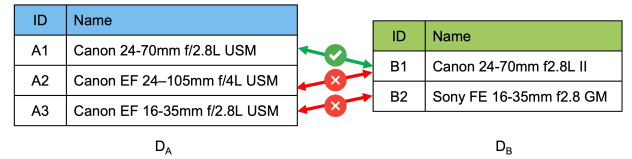
entity resolution, ground truth labeling, privacy-enhancing technology, homomorphic encryption

## 1 INTRODUCTION

*Entity resolution* is the task of linking entity pairs across datasets that refer to the same entity in the real world. It is an essential problem in massive data integration and quality improvement, which has been widely employed in various domains including academia, industries, and government agencies [6, 39]. Traditionally, it requires the participation of multiple owners of the data sources, and it is unavoidable that the data is shared among parties. As the example shows in Figure 1, datasets  $D_A$  and  $D_B$ , which belong to two different parties, consist of the IDs and names of the digital camera lens products but in different representations. Each lens is an entity and the goal is to link the same entities between these two datasets. To achieve that, the data owners of  $D_A$  and  $D_B$  share the data with each other and jointly determine that A1 from  $D_A$  and B1 from  $D_B$  could be a match since they are all “Canon 24-70mm f2.8” camera lenses though A1 explicitly notes the lens is with “USM” motor and

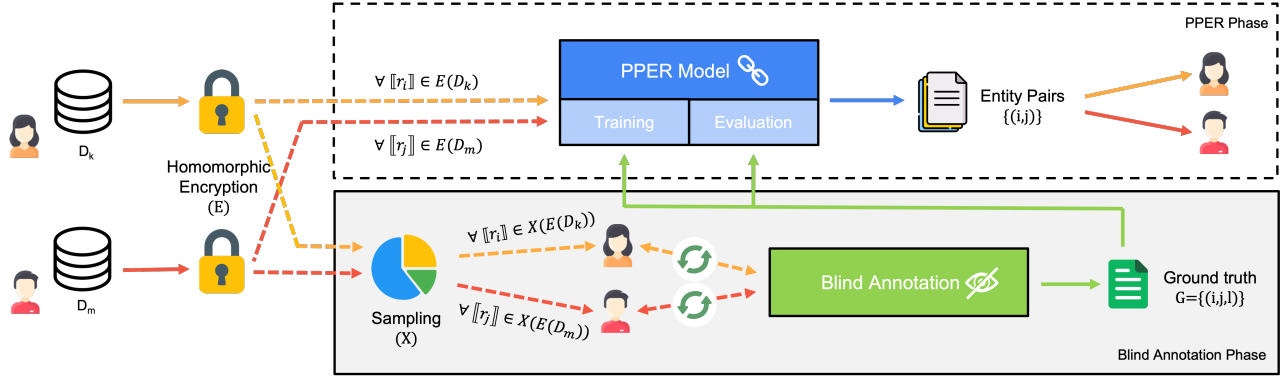
B2 is the “II” generation. On the contrary, A2 and B1 are not a match since they have different focal ranges (“24-105” vs. “24-70”) and aperture sizes (“4” vs. “2.8”), as well as A3 and B2 since they belong to different brands (“Canon” vs. “Sony”).

However, as real-world entity data usually contains sensitive personal information or is related to intellectual property, *privacy-preserving entity resolution* (PPER) [15], as a solution, is to link entities with the protection for data privacy. The linking process does not reveal any unnecessary information and the parties will not learn any entities that are not common among all parties. Back to our example of lens products,  $D_A$ ’s owner only knows A1 has a potential match B1 in  $D_B$  but does not learn anything about B2. Likewise,  $D_B$ ’s owner also learns no other lens products from  $D_A$  except the match with A1.



**Figure 1: Entity resolution example.  $D_A$  and  $D_B$  are two lens product datasets owned by two parties separately.**

In the lifecycle of entity resolution, a ground truth dataset with entity pairs or clusters needs to be prepared to evaluate the quality of linking or train learning-based entity resolution models. Constructing such a ground truth dataset, known as *annotation*, requires the involvement of domain oracles (data owners or trusted delegators). Normally, the first step is to sample some representative entities from all data sources and convert them into pair-wised forms. The oracles then manually determine if such a candidate “pair” is considered to be legitimate in the real world. For example, assume that all records are sampled, oracles could recognize (A1, B1) is a match but (A1, B2) is not. Annotation tools [19, 31] including Amazon Mechanical Turk [5, 22, 26] are for constructing and curating ground truth datasets. However, this is a human-in-the-loop process and the oracles are able to see all the raw data of entities side-by-side as pairs in plain. The raw data can certainly be manipulated accordingly or the annotation process can be semi-auto for the purpose of privacy protection, but the partial content of candidate pairs is still inevitably revealed for oracles at least need to see some of the plaintexts to understand the meaning and then make decisions. It is worth pointing out that even though most of the privacy-aware entity resolution algorithms themselves are considered to be somewhat privacy-preserving, the ground truth labels they used, no matter what strategies are conducted for minimizing



**Figure 2: The conceptual model for privacy-preserving entity resolution (upper white dashed box) and blind annotation (lower grey solid box).** In this paper, we focus on the annotation phase and utilize “blind annotation” to label ground truth for PPER with zero-knowledge shared with other parties. The homomorphically encrypted records from each party are first sampled. Then, the data owners or their delegated oracles annotate sampled records without looking at the other party’s data but interact with the blind annotation protocol. Finally, the ground truth as a set of triplets  $G = \{(i, j, l)\}$  ( $i$  and  $j$  are record ids from two parties and  $l$  is a label indicating if  $r_i$  and  $r_j$  is a match) is formed and can be used for training and evaluation in any PPER task. Note that no record content  $r_i$  or  $r_j$  in plaintext is revealed throughout the annotation process. The solid line denotes the data stream in plaintext and the dashed line denotes the data stream in ciphertext.  $D$  denotes dataset,  $X$  denotes sampling,  $E$  denotes homomorphic encryption, and  $\llbracket r \rrbracket$  denotes record  $r$  in ciphertext.

the size of the required labels, are still annotated in plaintext [25] and can not be identified as *privacy-preserving annotation*.

Making annotation to be privacy-preserving is challenging because the domain oracles need to compare the data across parties side-by-side in some plaintext forms. Previous annotation works or tools focus on aspects like better interaction experience, multi-user collaboration, high throughput, and labeling efficiency, but none of them take privacy protection into consideration with one exception using differential privacy [12]. Contrary to the relatively well-researched privacy-preserving entity resolution solutions for the application phase [17, 18, 34, 35], there still exists a privacy protection void in the data annotation phase. Additionally, though automatic ground truth generation exists in some AI tasks [23, 38], it is limited to certain domains [8, 20] and almost implausible to have such techniques universally generalized for privacy-preserving entity resolution.

Different from the aforementioned approach of using differential privacy to preserve data anonymity which merely hides the individual identifier but not the content, we propose a novel “blind annotation” approach of ground truth labeling, based on homomorphic encryption (HE), for privacy-preserving entity resolution where oracles from each party can only inspect the data of their own but are still able to work collaboratively. The conceptual model is as shown in Figure 2, where data owners “blindly” annotate the ground truth set, which can later be used in the model training and evaluation phases of privacy-preserving entity resolution. No data in the plain view of each party is shared with any other parties so the privacy of the data is guaranteed without loss of data utility.

We summarize our main contributions as follows:

- To the best of our knowledge, this is the first solution to discover the potential of applying homomorphic encryption in privacy-preserving ground truth annotation.

- We propose a novel homomorphic-encryption-based privacy-preserving protocol that allows multiple parties to collaboratively produce entity annotations without sharing their data with any other parties in plaintext. The privacy properties are rigorously proved.
- We implement an annotation simulator and conduct empirical studies on heterogeneous real-world datasets to prove the feasibility of our blind annotation solution.

## 2 PROBLEM DEFINITION

The **privacy-preserving entity resolution (PPER)** problem can be defined as a triple  $T = (D, M, E)$  where  $D = \{D_1 \dots D_n\}$  is a set of  $n$  different datasets consisting of records  $r$ , from  $n$  different data owners  $P = \{P_1 \dots P_n\}$  respectively.  $E$  denotes encoding or encryption algorithm that keeps the  $r$  from each  $D$  in encoded or ciphertext form, that is,  $\llbracket r \rrbracket \in E(D)$ , where  $\llbracket r \rrbracket$  explicitly denotes  $r$  is in ciphertext.  $M$  is the match set containing record pairs between any two datasets amongst the  $n$  parties, so

$$M = \{(\llbracket r_i \rrbracket, \llbracket r_j \rrbracket) \mid r_i = r_j; \llbracket r_i \rrbracket \in E(D_k), \llbracket r_j \rrbracket \in E(D_m)\},$$

where  $r_i = r_j$  indicates that  $r_i$  and  $r_j$  refer to the same entity in the real world.

Finding the complete and precise  $M$  depends on the domain-specific algorithm/model which relies on the high-quality ground truth data for training, fine-tuning or evaluation. The ground truth set  $G$  is a set of triples  $(i, j, l)$  where  $i$  and  $j$  are record ids of a record pair  $r_i$  and  $r_j$ , and  $l$  is a Boolean label which indicates if such record pair is the same entity. The process of constructing  $G$  is called **annotation**. Formally,

$$G = \{(i, j, l) \mid r_i \in X(D_k), r_j \in X(D_m)\},$$

where  $X$  is a sampling algorithm.  $l$  is determined by domain oracles with the content of  $r_i$  and  $r_j$ .

Usually,  $G$  is not constructed individually from each party: because the domain oracles have to see  $r_i$  and  $r_j$  in clear in order to determine whether two records are the same real-world entity based on the features the records have. Therefore, the owners of the records need to share sampled records in the plain with other parties which makes the raw content of  $r_i$  and  $r_j$  revealed.

To prevent the potential privacy leakage during this process, this paper focuses on creating ground truth data with  $\llbracket r_i \rrbracket$  and  $\llbracket r_j \rrbracket$  straight so that no plaintext from any parties reveals to any other parties. We name this process **blind annotation**, that is

$$G = \{(i, j, l) \mid \llbracket r_i \rrbracket \in X(E(D_k)), \llbracket r_j \rrbracket \in X(E(D_m))\}.$$

### 3 PRELIMINARIES

#### 3.1 Related Works

As stated in this privacy-preserving record linkage survey paper [15], almost no open method is available for making ground truth annotation for PPER due to privacy concerns regardless of its a time-consuming and erroneous process.

The only similar scenario we found that explored the attempts for privacy-preserving annotation is about active learning using differential privacy [12]. The general active learning method aims to learn a distribution of the data by selecting less training data that carries the highest information with the active learner. The sampled data from the learner needs to be annotated by domain oracles or crowd workers. The problem is that crowdsourcing the labels is usually from an open call and transmitting non-public data to crowd workers has an inevitable privacy leakage risk, especially for the identities. For the insufficient privacy guarantee of  $k$ -anonymity, the authors adopted a differential privacy algorithm [27], which prevents a user from sustaining additional damage by including their data in a dataset, on binary classification tasks, this method achieves similar accuracy scores as the non-privacy counterpart with a small performance hit but strong privacy guarantee. Though Personal Identifiable Information (PII) is protected from revealing, the content of the sampled data as plain text is still known by the crowd workers for them to understand and annotate. If the content of the non-public data itself requires to be kept private, such a method is not yet qualified.

Another interesting method to prepare data for machine learning tasks is to learn the distribution of the original data and generate synthetic data based on that [10]. Even though this method might work for training statistical models and conducting analytical works, it is not feasible to be applied to entity resolution tasks. Because the representation of the token/word is an important signal to determine the similarities between records, a tiny modification or substitution of the original representation could cause huge judgment deviations for the annotators.

Yu [42] provided a method of not considering ground truth but instead using unsupervised heuristic measures based on a greedy matching approach to evaluate and optimize the hyper-parameters for entity resolution models. This method is based on the assumption that a match of record pairs gets the highest similarity score

among a set of heuristic measures against other candidate pairs. Using heuristics to estimate linkage quality is doable in some certain scenarios, however, evaluating heuristics by heuristics, in general, is somewhat a “the chicken or the egg” problem. Additionally, this method only works in some general cases where the same entity looks similar: in some extreme conditions or some hard record linking problems, the representations of the record are different even when they are referring to the same entity.

In short, labeling ground truth in a privacy-preserving manner is tough and no direct work exists. Our approach achieves the goal without compromising privacy protection by employing homomorphic encryption.

#### 3.2 Homomorphic Encryption

*Homomorphic encryption* allows the computation to be performed over encrypted data while preserving the features of the function and format of the encrypted data [1, 13]. For example, previously, users outsourcing their data to a cloud computing platform would have privacy concerns; with homomorphic encryption, the platform is able to perform necessary computations on the encrypted data directly [30]. In general, an encryption scheme is said to be homomorphic if for some operator  $\odot$  over plaintext ( $\odot_M$ ) and ciphertext ( $\odot_C$ ), the encryption function  $E$  satisfies

$$\forall m_1, m_2 \in \mathcal{M}, E(m_1 \odot_M m_2) \leftarrow E(m_1) \odot_C E(m_2),$$

where  $\mathcal{M}$  denotes the message in plaintext and  $\mathcal{C}$  denotes the message in ciphertext.  $\leftarrow$  declares the computation is direct without any decryption in the middle of the process. Therefore, if we let  $\odot$  to be  $+$ , computing  $m_1 + m_2$  can be done by a computation unit that receives the original message from the data owner in the encrypted form, that is,  $E(m_1)$  and  $E(m_2)$ , and is able to compute the addition of two messages without decrypting the messages from ciphertext back to plaintext. The result in ciphertext sends back to the data owner who has the key to decrypt and see the result.

Homomorphic encryption schemes are normally categorized into three types according to the survey [1]: (1) *Partially Homomorphic Encryption* (PHE) allows only one type of operation with an unlimited number of times (i.e., no bound on the number of usages), e.g., Paillier [33]. (2) *Somewhat Homomorphic Encryption* (SWHE) allows some types of operations a limited number of times, e.g., Boneh-Goh-Nissim (BGN) [2]. (3) *Fully Homomorphic Encryption* (FHE) allows an unlimited number of operations for an unlimited number of times. Since Gentry realized the first FHE scheme [14] based on the lattice, a lot of follow-up FHE schemes have been proposed to address the issue it has and optimized to be practical in real-world applications. Some schemes including Brakerski-Gentry-Vaikuntanathan (BGV) [4], Brakerski-Fan-Vercauteren (BFV) [3, 11] and Cheon-Kim-Kim-Song (CKKS) [21] support arithmetic operations while some others [37] including FHEW [9] is capable for logical operations. Recently, works are extending the pure arithmetic schemes to run logical comparators without losing advantages such as Single Instruction Multiple Data (SIMD) [16].

Figure 3 demonstrates a typical public key homomorphic encryption scheme  $\epsilon$  primarily characterized by four operations. *Key generation* takes in a security parameter  $\lambda$  and outputs public key pair  $(pk, sk)$ . *Encryption* encrypts plaintext message  $m$  with  $pk$  and

**Key Generation:**  $(pk, sk) \leftarrow \text{HE.KeyGen}_\varepsilon(\lambda)$   
**Encryption:**  $c \leftarrow \text{HE.Enc}_\varepsilon(m, pk)$   
**Decryption:**  $m \leftarrow \text{HE.Dec}_\varepsilon(c, sk)$   
**Evaluation:**  $c_f \leftarrow \text{HE.Eval}_\varepsilon(f, (c_1, c_2, \dots, c_k), pk)$   
 $\text{HE.Dec}_\varepsilon(c_f, sk) \rightarrow f(m_1, m_2, \dots, m_k)$

**Figure 3: A typical public-key homomorphic encryption scheme  $\varepsilon$**

returns ciphertext  $c$ . *Decryption*, as an inverse, decrypts ciphertext  $c$  with  $sk$  into plaintext  $m$ . *Evaluation* evaluates  $f$  over a ciphertext tuple  $(c_1, c_2, \dots, c_k)$  with  $pk$  and returns  $c_f$ , which is equivalent to  $f(m_1, m_2, \dots, m_k)$  after decrypting.

Clearly, the party that executes the homomorphic functions does not know anything about the data and the party that provides the encrypted data is unaware of what functions have been executed. This property, which is informally named *blind evaluation*, is the basis of our protocol.

#### 4 BLIND ANNOTATION PROTOCOL

We propose a privacy-preserving annotation protocol that allows the ground truth to be annotated among multiple parties "blindly".

**Intuition:** The intuition behind this is that without putting a candidate record pair side-by-side for domain oracles to determine if they are the same entity or not, the oracles on each side could extract the core features by just looking at the record content in plaintext of their own and summarize these features into a series of Boolean questions. If any record from the other parties satisfies all conditions defined by these questions, this record is highly likely to be a match of the record that the questions are derived from. Suppose the record content is encrypted, and these Boolean functions can be blindly evaluated over the ciphertext of the record. In that case, no plaintext of the record content is revealed to other parties.

**Protocol:** The protocol is elaborated in Figure 4. Succinctly, assume the ground truth construction is between party  $P_A$  and  $P_B$ , and party  $P_C$  is a coordinator for key management and result collection. Party  $P_A$  and  $P_B$  first send their dataset size to  $P_C$ , and  $P_C$  randomly samples the record ids. Moreover,  $P_C$  also prepares the public key pair  $(pk, sk)$  for homomorphic encryption and sends the public key  $pk$  to  $P_A$  and  $P_B$ , and keeps the secret  $sk$  for decryption.

$P_A$  and  $P_B$  then sample records  $r_i$  and  $r_j$  respectively according to the sampled record ids from  $P_C$ , and prepare a set of Boolean logic-style questions  $Q_i$  and  $Q_j$  accordingly to the features of the record content for each record. Each question set  $Q$  is combined into a form that returns one Boolean result with first-order logic and converted to be the function that is homomorphically executable. The record data in clear is homomorphically encrypted with  $pk$  in  $P_A$  and  $P_B$  respectively and the ciphertext  $\llbracket r_i \rrbracket$  and  $\llbracket r_j \rrbracket$  are shared with another party.

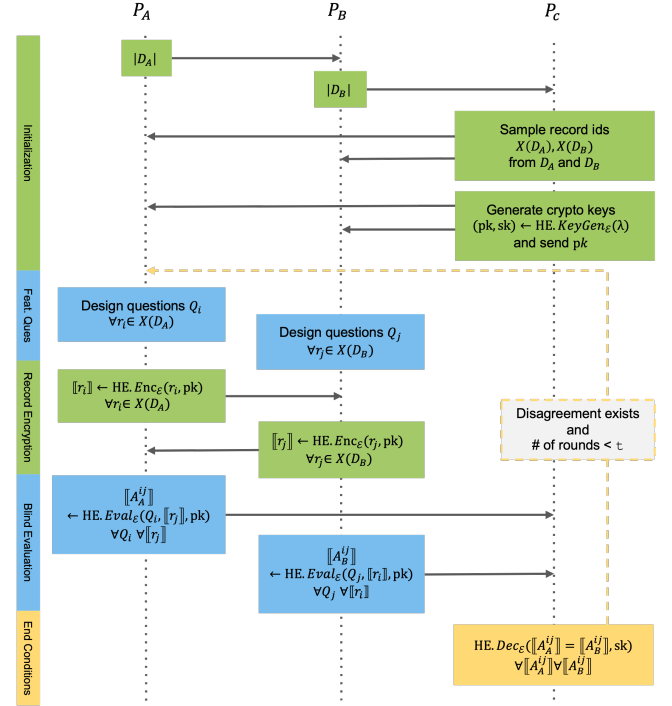
Once  $P_A$  receives a  $\llbracket r_j \rrbracket$ , it evaluates  $Q_i$  over it homomorphically, that is  $\text{HE.Eval}_\varepsilon(Q_i, \llbracket r_j \rrbracket, pk)$ , and gets  $\llbracket A_A^{ij} \rrbracket$ .  $P_B$  does a similar operation and gets  $\llbracket A_B^{ij} \rrbracket$ . Both  $\llbracket A_A^{ij} \rrbracket$  and  $\llbracket A_B^{ij} \rrbracket$  are in ciphertext

and sent to  $P_C$ .  $P_C$  then tests if  $\llbracket A_A^{ij} \rrbracket$  equals  $\llbracket A_B^{ij} \rrbracket$  and decrypts the result with the secret key  $sk$ .

If  $P_A$  and  $P_B$  agree on the result, the result will be stored. Otherwise, this pair will be picked out for the next round. In the next round,  $P_A$  and  $P_B$  require to refine their questions and evaluate with the encrypted record data from another party again. After  $t$  rounds, the pairs with no agreement will be discarded.

**Privacy:** From  $P_A$ 's perspective, throughout the protocol,  $P_A$  has no access to  $P_B$ 's record content  $r_j$  in plaintext but evaluates questions over ciphertext  $\llbracket r_j \rrbracket$ . The question functions  $Q_i$  are evaluated on  $P_A$ 's side so  $P_B$  does not know anything about the features tested in  $Q_i$  by  $P_A$ . The same situation applies to  $P_B$ .  $P_C$ , which has the secret key  $sk$ , decrypts the final results which contain no record content in plaintext from either  $P_A$  or  $P_B$ . None of the parties is able to apply ciphertext collision attack because homomorphic encryption is semantically secure (Section 4.3).

In the following subsections, we walk through the protocol details and dissect each essential component. We also formally prove the security of the protocol in Section 4.6.



**Figure 4: The timing diagram for the blind annotation protocol. The protocol, as well as five main components (initialization, feature questions, record encryption, blind evaluation, and end conditions) are dissected in Section 4.**

##### 4.1 Initialization

Prior to getting involved in the annotation, a few initialization steps should be conducted first. The dataset owners ( $P_A$  and  $P_B$ ) need to first consent on the **annotation criteria** including how similar can two records be identified as the match and what kind

of difference is tolerable. For example, if two products are “Canon 24-70mm f/2.8L USM” and “Canon 24-70mm f2.8L USM II” (A1 and B1 in Figure 1), should these two lenses with different generations be considered the same? The data used as the example in this step can be synthetic or be derived from the record content so it does not leak any information about the original records.

A **data preprocessing** step is necessary for some of the datasets. If the dataset owners believe the format of their data has a noticeable distinction, they could apply a series of data cleaning and standardization operations, for example, removing the dataset-specific characters, lemmatization or stemming for natural language content, on their data individually.

$P_C$  is responsible for **sampling records** from  $P_A$  and  $P_B$ ’s dataset. After the dataset size  $|D_A|$  and  $|D_B|$  are sent to  $P_C$ ,  $P_C$  randomly samples some amount of record from  $D_A$  and  $D_B$  and sends back the selected record ids as a list back to the original data owners respectively.  $P_C$  then **generates the key pairs**  $(pk, sk) \leftarrow \text{HE.KeyGen}_\epsilon(\lambda)$  with selected homomorphic encryption scheme  $\epsilon$  and parameters  $\lambda$ , then distributes the public key  $pk$  to both  $P_A$  and  $P_B$  for encrypting their data and questions. Note that  $P_C$  is the *only* party that can decrypt any ciphertext back to plaintext with access to the secret key  $sk$ .

## 4.2 Feature Questions

Feature questions are designed for testing if essential features of a record are satisfied. This is based on the assumption that if all the core features of two records are the same, then they are highly likely to be the same entity. Specifically, the features of the records could be the sub-strings that are necessary for representing the record. For example, in a lens name “Canon 24-70mm f/2.8L USM II”, one feature can be the focal length “24-70” which can be used to construct a question that tests if “24-70” is in the compared lens. So, using this question to evaluate a “15-85” lens returns false.

Under this assumption, the data owner can design a set of Boolean questions for all the features of a certain record. Utilizing first-order logic chains a set of questions together and the evaluation of a record turns it into a single Boolean value as the final result. For example, assume the question set is  $Q = \{Q_1, Q_2, \dots, Q_n\}$ , and it could be  $Q = Q_1 \vee \neg Q_2 \dots \wedge Q_n$  after conversion with first-order logic. Therefore,  $Q(r) = Q_1(r) \vee \neg Q_2(r) \dots \wedge Q_n(r)$  returns a Boolean value that implies whether the record  $r$  has all the desired features.

In our protocol, the feature question set  $Q$  is as  $f$  in homomorphic encryption that uses to evaluate the encrypted record  $\llbracket r \rrbracket$  with  $\text{HE.Eval}$ , that is,  $\text{HE.Eval}_\epsilon(Q, \llbracket r \rrbracket, pk)$ , or simply  $Q(\llbracket r \rrbracket)$ . Constructing  $Q$  that is homomorphically executable is non-trivial due to the operator limitation and the hardness of the efficient encryption circuit construction (see details in Section 4.2.2).

Hence, on a high level, we design an annotation language for the ease of use in Section 4.2.1 and pre-defined some primitive functions that encapsulate the details of homomorphic circuits for constructing such questions using DSL in Section 4.2.2.

**4.2.1 Domain-specific Language.** The annotation is designed to be written in a domain-specific language (DSL). This language provides general methods for data manipulation and logic computation, which are extensible for defining functions. Here we brief some of the features this language equips: (1) The primitive data types are

string which is wrapped in double quotes and number. (2) Three logic operators are supported. Or operator:  $a \mid b$  returns true if either  $a$  or  $b$  is true. Otherwise, false. And operator:  $a \& b$  returns true if both  $a$  and  $b$  are true. Otherwise, false. Not operator:  $!a$  returns true if  $a$  is false, or returns false if  $a$  is true. (3) Variables can be defined by  $\$v=\{\text{exp}\}$  where  $\$$  is the variable indicator,  $v$  is the variable name and  $\{\text{exp}\}$  is a valid expression. (4) A preset variable  $\$r$  is act as the target record for comparison and should be used in the annotation as the argument of the question  $Q$ . (4) At least one return statement `ret` is required. The argument of the return should be in Boolean. If multiple is provided, the code terminates when the first return statement is found. (5) Round bracket pair  $()$  is for prioritizing the execution of specified expressions. (6) Comment starts with  $\#$ , e.g.,  $\# \text{ this is a comment}$ . (7) Whitespaces and empty lines are ignored.

With this DSL, it is efficient and sufficient to “ask questions”. Take the lens example, the record content from  $P_A$  is “Canon 24-70mm f/2.8L USM II”, the annotation from the oracle could be:

```

1 $r = lower($r)
2 $c1 = is_in("canon", $r) # condition 1
3 $c2 = is_in("24-70", $r)
4   | is_in("2470", $r) # condition 2
5 $c3 = !is_in("24-105", $r) # condition 3
6 ret $c1 & $c2 & $c3

```

where target record  $\$r$  is first being lower-cased, and then requires the brand to be “Canon”, focal range to be “24-70” or simply “2470” as the common abbreviation but can not be “24-105”. Therefore, both “Canon 24-70 f2.8” and “Canon 2470” are considered matches, but “Canon 24-105mm USM” isn’t. Notice not all features but the important ones, that are consensus in the annotation criteria, are tested, e.g., the motor type “USM” or the version “II” are not being used for making the decision.

**4.2.2 Homomorphic Functions.** Writing homomorphic functions from scratch is not as straightforward as writing some normally “obvious” functions because of all the cumbersomeness and restrictions that homomorphic encryption schemes bring: (1) The homomorphic encryption scheme only supports a collection of limited operators. More complicated functions need to be built using these basic building blocks. (2) Simply porting the logic of a normal function to a homomorphic encryption function would suffer from privacy and/or efficiency issues. The function needs to revamp or refactor for it to work properly. (3) To achieve desired privacy protection as defined in Section 4.6, the encryption is end-to-end so no decryption is allowed in the middle of the evaluation, which confines the use of control flow in programming.

To address these challenges and for the ease of writing effective and efficient functions along with the proper privacy protection, we pre-define several functions that are essential components for constructing Boolean questions  $Q$  and can be evaluated homomorphically without exposing the details of the underlying circuits. For the encryption schemes that only support logical operators, the arithmetic operators could be enriched by building upon the lower-level gate circuits, for example, constructing an 8-bit adder with AND/OR/NOT/XOR gates [29]. On the other hand, the arithmetic schemes such as BGV can also be extended to support logical comparisons [16] (e.g., “ $<$ ” and “ $=$ ”) and that also retracts the benefit of efficient SIMD operations [36] naturally come with these schemes.

Nevertheless, we still need to tackle one more issue that these pre-defined functions rely on. As [40] pointed out, the control flow including choice (e.g. if) and loop (e.g. for, while) based flows require conditional expressions, which is in Boolean, for execution. These encrypted Boolean values cannot be used in conditional operations unless they are decrypted. However, the decryption of the sensitive encrypted value causes the exposing of the execution path which is not allowed in our privacy-preserving settings. The solution is to import **ternary operation** that converts to logic operation to be arithmetic operation hence bypassing the decryption of the encrypted Boolean condition. The ternary operator is defined as  $\text{cond} : a \ ? \ b$  where  $\text{cond}$  is the encrypted Boolean condition and  $a$  or  $b$  are encrypted integer values. To return  $a$  when  $\text{cond}$  is true or to return  $b$  when  $\text{cond}$  is false without decrypting  $\text{cond}$ , we exploit oblivious-style ternary operators [7, 32] and implement  $\text{choose}(\llbracket \text{cond} \rrbracket, \llbracket a \rrbracket, \llbracket b \rrbracket)$  with the arithmetic operators as  $\llbracket \text{cond} \rrbracket * (\llbracket a \rrbracket - \llbracket b \rrbracket) + \llbracket b \rrbracket$  where  $\llbracket \text{cond} \rrbracket$ ,  $\llbracket a \rrbracket$  and  $\llbracket b \rrbracket$  are all ciphertexts, and the return of  $\text{choose}$ , which is either  $\llbracket a \rrbracket$  or  $\llbracket b \rrbracket$ , is also a ciphertext.

With the ternary operator, we can define more sophisticated functions. Algorithm 1 lists some commonly-used functions and the implementation details. All these functions are evaluated and returned in ciphertexts.  $\text{lower}(\llbracket s \rrbracket)$  (line 1-6) and  $\text{upper}(\llbracket s \rrbracket)$  (line 7-12) convert the ASCII character to all lower-case or upper-case for standardization. These are not by default applied because, in some circumstances, letter case is an important signal for identifying record similarity. Both methods take in the encrypted string  $s$  and loop the characters in it one by one. For each character, it determines if it falls in a certain range of the ASCII table, and uses that as the condition to choose whether to modify the value or not. If the homomorphic scheme supports SIMD operation, calculating  $\text{cond}$  and  $\text{choose}$  can be run as a batch in one operation so the for-loop is saved. We also provide  $\text{is\_in}(\llbracket a \rrbracket, \llbracket b \rrbracket)$  function (line 13-22) which detects if  $\llbracket a \rrbracket$  is a sub-string of  $\llbracket b \rrbracket$  by scanning the existence of  $\llbracket a \rrbracket$  from  $\llbracket b \rrbracket$ 's left to right. Using this  $O(n^2)$  naive method without the early exit, even if a sub-string match exists, is not ideal but unavoidable because of preventing the disclosure of the execution path for privacy, as stated above.

Note that though we design these methods under the assumption of homomorphic encryption schemes, some of the secure multi-party computation protocols may also be suitable for adopting these methods [28]. In terms of extensibility, as long as a function needed can be encapsulated in a way that is able to compute homomorphically, it is safe to be added to the framework.

### 4.3 Record Encryption

To make the blind evaluation functions work, the records from both data owners require to be encoded with the same data encoding method. For the current case, since we only work on English characters, we simply apply ASCII encoding over the original records. Each character in a record is then represented as an 8-bit integer. All the sampled records  $r \in X(D)$  are encrypted with the public key  $pk$  that  $P_C$  generated in the initialization step.

The output ciphertext  $\llbracket r \rrbracket \leftarrow \text{HE.Enc}_e(r, pk)$  is different even if the content of  $r$  is exactly the same due to the probabilistic encryption property, also known as semantic security, that homomorphic

---

### Algorithm 1: Commonly-used Functions

---

**Input & return:** The input  $\llbracket s \rrbracket, \llbracket a \rrbracket, \llbracket b \rrbracket$  are all homomorphically encrypted. The return of all functions is also in ciphertext.  $\text{len}$  returns the encrypted string length in plaintext.

```

1 Function lower( $\llbracket s \rrbracket$ : string):
2   for  $i \leftarrow 1$  to  $\text{len}(\llbracket s \rrbracket)$  do
3      $\llbracket c \rrbracket \leftarrow \llbracket s[i] \rrbracket$ ;
4      $\llbracket \text{cond} \rrbracket \leftarrow (\llbracket c \rrbracket > 0x40) \wedge (\llbracket c \rrbracket < 0x5b)$ ;
5      $\llbracket s[i] \rrbracket \leftarrow \text{choose}(\llbracket \text{cond} \rrbracket, \llbracket c \rrbracket + 0x20, \llbracket c \rrbracket)$ ;
6   return  $\llbracket s \rrbracket$ ;

7 Function upper( $\llbracket s \rrbracket$ : string):
8   for  $i \leftarrow 1$  to  $\text{len}(\llbracket s \rrbracket)$  do
9      $\llbracket c \rrbracket \leftarrow \llbracket s[i] \rrbracket$ ;
10     $\llbracket \text{cond} \rrbracket \leftarrow (\llbracket c \rrbracket > 0x60) \wedge (\llbracket c \rrbracket < 0x7b)$ ;
11     $\llbracket s[i] \rrbracket \leftarrow \text{choose}(\llbracket \text{cond} \rrbracket, \llbracket c \rrbracket - 0x20, \llbracket c \rrbracket)$ ;
12  return  $\llbracket s \rrbracket$ ;

13 Function is_in( $\llbracket a \rrbracket$ : string,  $\llbracket b \rrbracket$ : string):
14   $l_a \leftarrow \text{len}(\llbracket a \rrbracket)$ ;
15   $l_b \leftarrow \text{len}(\llbracket b \rrbracket)$ ;
16   $\llbracket \text{res} \rrbracket \leftarrow \llbracket \text{True} \rrbracket$ ;
17  for  $j \leftarrow 1$  to  $l_b - l_a + 1$  do
18     $\llbracket r \rrbracket \leftarrow \llbracket \text{True} \rrbracket$ ;
19    for  $i \leftarrow 1$  to  $l_a$  do
20       $\llbracket r \rrbracket \leftarrow \llbracket r \rrbracket \wedge (\llbracket a[i] \rrbracket = \llbracket b[j+i] \rrbracket)$ ;
21     $\llbracket \text{res} \rrbracket \leftarrow \llbracket \text{res} \rrbracket \vee \llbracket r \rrbracket$ ;
22  return  $\llbracket \text{res} \rrbracket$ ;

```

---

encryption carries [41]. For instance, encrypting “Canon 24-70mm”  $n$  times results in  $n$  different ciphertexts. Therefore, no party is even able to test the exact match of the records by comparing the encrypted record ciphertext from other parties.

The encrypted  $\llbracket r \rrbracket \in X(E(D))$  is sent to another data owner for blind evaluation.

### 4.4 Blind Evaluation

From  $P_A$ 's perspective (the perspective for  $P_B$  is interchangeable), once it receives the encrypted  $X(E(D_B))$  from  $P_B$ ,  $\llbracket r_j \rrbracket \in X(E(D_B))$  is fed into each prepared function  $Q_i$  for blind evaluation. Computing  $Q_i$  with  $\llbracket r_j \rrbracket$  is a typical homomorphic evaluation process that  $P_A$  does not know anything about what the content is in  $\llbracket r_j \rrbracket$  but can still evaluate it as the plaintext version  $r_j$  with all the questions defined in  $Q_i$ . Because  $P_A$  does not know which  $\llbracket r_j \rrbracket$  potentially matches its own record  $r_i \in X(D_A)$ , this process needs to test all  $\llbracket r_j \rrbracket$ s against all  $Q_i$ s. Therefore, the total number of such process executes  $|D_A| \times |D_B|$  times for  $|Q_i| = |D_A|$ .

The output  $\llbracket A_A^{ij} \rrbracket \leftarrow \text{HE.Eval}_e(Q_i, \llbracket r_j \rrbracket, pk)$  for each  $\llbracket r_j \rrbracket$  is also in ciphertext and since the secret key  $sk$  is only accessible by  $P_C$ ,  $P_A$  is not possible to get any information from  $X(E(D_B))$ . Note  $\llbracket A_A^{ij} \rrbracket$  associates with the record id pairs  $(i, j)$  so that  $P_C$  is able to identify the provenance of the result.



## 4.5 End Conditions

The encrypted results from  $P_A$  and  $P_B$  are collected and evaluated by  $P_C$ . On  $P_C$ 's side, it aligns  $\llbracket A_A^{ij} \rrbracket$  and  $\llbracket A_B^{ij} \rrbracket$  according to  $i$  and  $j$ , and tests if  $\llbracket A_A^{ij} \rrbracket = \llbracket A_B^{ij} \rrbracket$  meanwhile decrypts the result with secret key  $sk$ .  $P_C$  then has a mapping  $F$  with record id pairs  $(i, j)$  as keys and Boolean values indicating if two parties have made an agreement on the same record pairs as values. Formally,

$$F = \{(i, j) \mapsto \text{HE.Dec}_e(\llbracket A_A^{ij} \rrbracket = \llbracket A_B^{ij} \rrbracket, sk) \mid r_i \in X(D_A), r_j \in X(D_B)\}.$$

For each record pair  $(i, j)$  in  $F$ , if the value is true, the agreement has been established between the two data owners, so no additional process is needed. Otherwise, the record pair needs further investigation, and  $P_C$  extracts all  $i$ s and  $j$ s from disagreed pairs and returns them to the data owner respectively. The data owners have to conduct another round of annotation only for these records. The annotations for the later rounds tend to be not as strict as the former rounds so it increases the possibility of making  $\llbracket A_A^{ij} \rrbracket$  and  $\llbracket A_B^{ij} \rrbracket$  the same. Simultaneously,  $P_C$  maintains another list  $G_h$  that stores the annotation result from one of the parties (assuming  $P_A$  here):

$$G_h = \{(i, j, l) \mid h \in [1, t], l \leftarrow \text{HE.Dec}_e(\llbracket A_A^{ij} \rrbracket, sk)\},$$

where  $l$  is the label,  $h$  is the round number and  $t$  is a parameter denoting the maximum number of rounds that should be decided between the data owners in the initialization step. When  $t$  rounds have finished, the protocol ends: the pairs whose value is true in  $F$  are added to the final ground truth, and others are discarded. Therefore, the ground truth set  $G$  is constructed as

$$G = \{(i, j, k) \mid (i, j, l) \in G_t, F(i, j) = \text{true}\}.$$

Obviously, when all the values in  $F$  are true in the  $h$ -th round, it is by no means to recurse into the  $(h + 1)$ -th round. The protocol meets the early termination condition and exits immediately.

## 4.6 Security Analysis

**4.6.1 Security Definitions.** We model  $\mathcal{A}$  as a probabilistic polynomial-time machine and the parties as interactive Turing machines.

**DEFINITION 1 (ADVERSARY).** *An honest-but-curious adversary  $\mathcal{A}$  is capable of corrupting a subset of parties in the system, both not the server and one of the data owners at the same time. A compromised party will divert to  $\mathcal{A}$  all the received messages and act as  $\mathcal{A}$  requests.*

**Ideal World.** Our ideal-world functionality  $\mathcal{F}$  interacts with annotation parties as follows:

- (1) Each data owner sends  $\mathcal{F}$  its plaintext data  $r \in D$  and plaintext feature questions  $Q$ .  $\mathcal{F}$  processes and checks Boolean result  $w$  as  $Q_i(r_j) = Q_j(r_i), \forall Q \forall r$ .
- (2) If  $w$  is true, then add the records from both sides to the ground truth.
- (3) If  $w$  is false, repeat Step (1) until an agreement is reached or it exceeds a set trial threshold.

**Real World.** In the real world,  $\mathcal{F}$  is replaced and realized by our protocol described in the previous parts of this section.

**DEFINITION 2 (SECURITY).** *A blind annotation protocol is simulation secure if for every adversary  $\mathcal{A}$  in the real world, there exists a security simulator  $\mathcal{S}$  in the ideal world that also corrupts the same set of parties and produces an output identically distributed to  $\mathcal{A}$ 's output in the real world.*

**4.6.2 Security Simulation.** We describe a security simulator  $\mathcal{S}$  that simulates the view of the  $\mathcal{A}$  in the real-world execution of our protocol. Our security definition 2 and  $\mathcal{S}$  ensure both confidentiality and correctness.  $\mathcal{S}$  receives from  $\mathcal{F}$ ,  $\mathcal{F}(C, x)$ , where  $C$  is computing circuits.  $\mathcal{S}$  sends  $\mathcal{F}(C)$  to  $\mathcal{S}$  and obtains fake Homomorphic Encryption circuits  $HE_{fake}$ .  $\mathcal{S}_{HE}$  generates a random string  $o_{fake}$  of the same length as output.  $\mathcal{S}$  sends  $(HE_{fake}, o_{fake})$  to  $\mathcal{A}$ . As HE circuits distribution is independent,  $HE_{fake}$  is computationally indistinguishable from the real HE circuits  $HE$  in the real execution. The random output  $o_{fake}$  in ideal execution is indistinguishable from  $o$  in the real execution. In the ideal world,  $\mathcal{S}$  creates fake circuits  $HE_{fake}$  and does not use  $x$  for computing. Otherwise,  $\mathcal{A}$  could use  $x$  to evaluate the circuit, which would allow  $\mathcal{A}$  to distinguish between real and ideal executions.

## 5 EXPERIMENTS

We rigorously prove the privacy-preserving property of the proposed protocol in Section 4.6. In this section, we conduct experiments to evaluate the feasibility of using blind annotation to annotate datasets.

### 5.1 Simulation, Datasets and Settings

**5.1.1 Software Simulation.** To empirically study the feasibility of our blind annotation protocol in a practical sense, we implement a web-based user-friendly simulator<sup>1</sup>. The DSL syntax is written in Extended Backus-Naur Form (EBNF) and parsed by Lark library<sup>2</sup> with Look-Ahead Left-to-Right (LALR) parser. The syntax definition can easily be extended for new syntax, operators, and functions. The workflow of this annotation simulator simulates the settings in our protocol: each domain oracle annotates the owned dataset individually, and the annotation simulator merges and calculates the results. If the annotations do not satisfy the exit condition, the unqualified records are returned to the corresponding oracles for the next annotation.

**5.1.2 Datasets.** We use the real-world entity resolution benchmark [24] which includes 8 datasets and lies in both e-commerce and bibliographic domains. The task is to find matches from every two datasets that are paired, meanwhile, the ground truth files (4 in total) of the matches are provided. Since we try to mock the process of labeling ground truth, we ought to sample subsets from each dataset: we first randomly sample 50 labeled matches from each provided ground truth, and this gives us at most 50 records from each dataset because one record could link to multiple records. In order to calculate the precision, recall, and f-measure correctly, the dataset has to be self-contained, that is, all the matches of the sampled records should appear in the sampled ground truth. The

<sup>1</sup>Link is removed for anonymity.

<sup>2</sup><https://github.com/lark-parser/lark>

Dataset	Domain	Attributes	#entities (ori)	#matches (ori)	#entities	#matches
Abt-Buy	E-commerce	<u>name</u> , description, manufacturer, price	1081+1092	1097	50+50	50
Amazon-Google	E-commerce	<u>name</u> , description, manufacturer, price	1363+3226	1300	49+50	50
DBLP-Scholar	Bibliographic	<u>title</u> , <u>authors</u> , <u>venue</u> , <u>year</u>	2616+64263	5347	49+50	50
DBLP-ACM	Bibliographic	<u>title</u> , <u>authors</u> , <u>venue</u> , <u>year</u>	2614+2294	2224	50+50	50

**Table 1: Dataset specifications and basic statistics. The underlined attributes are the attributes selected in the experiments.**

specifications and the basic statistics of the dataset are listed in Table 1. For “Abt-Buy” and “Amazon-Google” which are about products from two online retailers, we select “name” to be the only attribute to use since other attributes are mostly missing or very noisy. For “DBLP-Scholar” and “DBLP-ACM”, though attributes are also sparse except for the “title”, we select all of them. The selected number of entities from each dataset is not strictly 50 because of the many-to-many matches issue mentioned above. We do not make any specific data cleaning and normalization except that all the Unicode characters are mapped into the ASCII range.

**5.1.3 Evaluation Metrics.** We use precision, recall and F-measure as the standard evaluation metrics to measure the accuracy of blind annotation against the scores computed from ground truth labels. Moreover, we analyze other observed phenomena including the relationship between the annotations rounds and the number of labeled pairs that come to an agreement, the importance of tokens vs the features that are being extracted.

## 5.2 Feasibility Verification

We try to validate two hypotheses in the following experiments to verify the feasibility of using blind annotation to construct the ground truth dataset for PPER: (1) The feature extraction from only one side of the dataset without inspecting the other side and comparing candidate pair side-by-side is a feasible approach. (2) More annotation rounds are effective for improving the quality of the PPER ground truth labeling.

From Figure 5, we observe the F-measure for Abt-Buy, DBLP-Scholar, and DBLP-ACM are all above 0.9, but Amazon-Google is not as good as others. The Amazon-Google dataset used in our experiment can be considered as hard problems for the record representations are full of abbreviations (e.g., software as sw), missing brands or models for products, and a limited amount of information (very short names). If better data pre-processing, especially normalization, is applied beforehand, a visible performance boost should be achieved. With more rounds of records annotated, precision and f-measure increase sharply for Abt-Buy and Amazon-Google, but not that noticeable for DBLP-Scholar and DBLP-ACM since both of them have already achieved high scores at the initial stage. Interestingly, the recall values for DBLP-Scholar and DBLP-ACM drop slightly with more rounds executed, this is mainly due to the side-effect of the annotation strategy: when annotations from two parties do not come to an agreement, the oracles tend to make the annotations to be more generalized, that is, relaxing on the strictness of the matching criterion for easier capturing similarities, in the next round. Normally, having slack criterion will diminish precision but rise recall for more negatives become positives; however, another variable, the number of agreements between parties,

is also increasing in blind annotation, which leads to the increment of both true positives and false negatives and the recall somewhat drops as the consequence.

We further explore other effects that occur with the iteration of annotation rounds. As is shown in Figure 6, the green line, which indicates the number of agreements, approaches the gray line, which is the total number of candidate pairs, as the annotation round increases. On the other hand, the number of records that requires to annotate, shown as the bars, decreases. Specifically, for Abt-Buy and Amazon-Google, the annotation demands drop to 1/4 and 1/2 of the original amount respectively; for DBLP-Scholar and DBLP-ACM, in the second and the third, this number is even less than 10%, because of the more explicit features the datasets have.

It is worth mentioning that since the experiment is through the simulation, we do not focus on the execution time. The labeling time for each record from the simulation GUI is on average less than 1 min per record. Though homomorphic operations are generally computation-intensive and resource-draining, utilizing it for labeling ground truth datasets, is only a small subset of the entire process and is also not time-sensitive. Specifically, labeling locally and processing encrypted inputs from both sides are not strictly online where real-time responses from parties are expected. Therefore, the HE overheads would not challenge our protocol’s feasibility.

In conclusion, the first hypothesis holds because all evaluation results lie in the acceptable range. With better cleaned and normalized datasets, the performance in terms of precision, recall and f-measure should be promising. The second hypothesis also holds because precision, recall, and f-measure surge at the beginning with the increment of annotation rounds, and tend to be steady after a series of such rounds. The number of disagreements between the parties drops over the rounds before it hits the plateau.

## 5.3 Feature Importance

We are curious about if the important features are more likely to be extracted by the annotators. We tokenize the record based on white space without any additional processing steps. Meanwhile, we count the number of times that function `is_in` is being utilized to extract the corresponding tokens. Note that annotators could modify the tokens accordingly, e.g., “photoshop” to be “ps”, and “international” to be “i18n”, we only use the original token to construct the x-axis, thus none of these non-original tokens are counted if they do not appear in the original token list.

The distribution of tokens and `is_in` usage is summarized in Figure 7. The tokens are present in the long-tail form, whereas the dense invocations of `is_in` function concentrate on its “tail”. This observation shows the common tokens relatively contain less



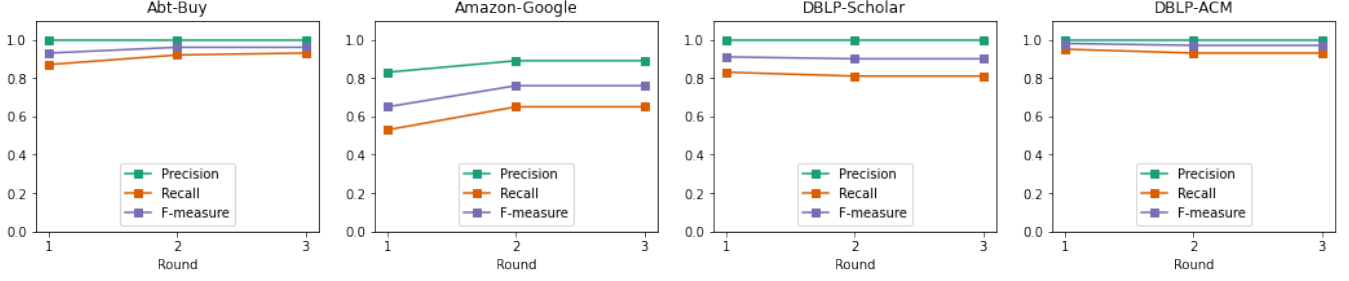


Figure 5: Performance evaluation regarding precision, recall and f-measure.

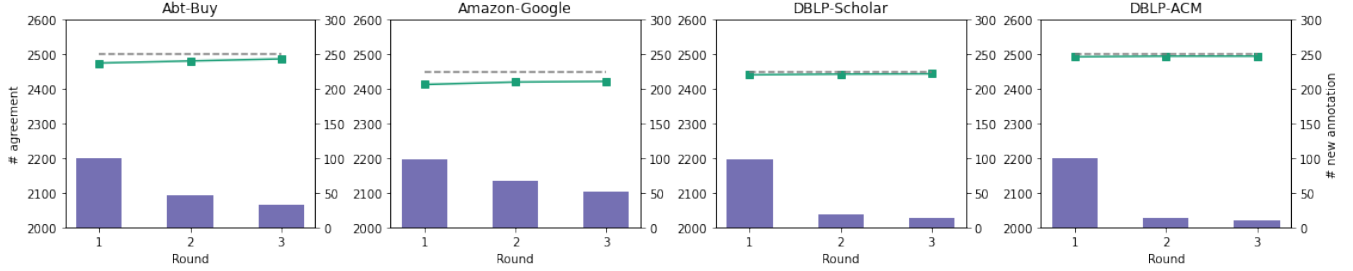


Figure 6: #round to meet agreement. The gray dashed line is the total number of candidate pairs, and the green solid line is the actual number of pairs that meet agreement. These two use the left y-axis as the scale. The purple bars at the bottom are the summation of the number of records to annotate from two parties. It uses the right y-axis as the scale.

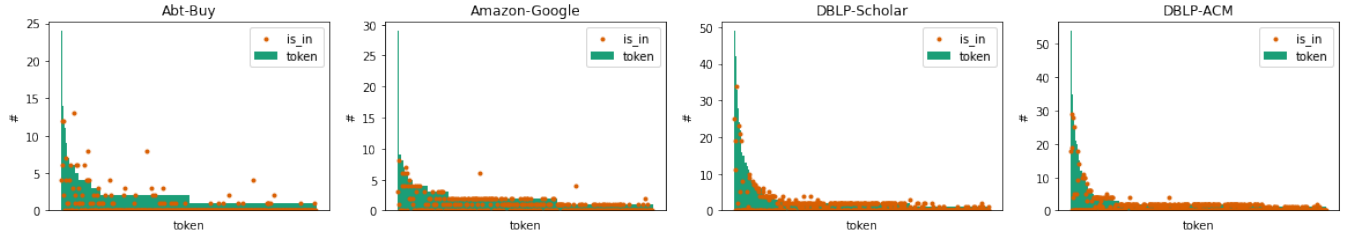


Figure 7: #tokens appears in the dataset and #is\_in uses to extract the corresponding tokens from all annotators. The modified tokens that are not in the original token list are discarded. Additionally, token - is removed from Abt-Buy and Amazon-Google for better visualization.

information than the rare ones so that the feature extraction depends more on the latter. Some common tokens also attract a fair amount of tokens, these are usually the common but special tokens for records, for instance, the brand name of a product. Some `is_in` functions are called a significant amount of times more than the token itself, they derive from the modification of the original token.

## 6 CONCLUSION AND FUTURE WORK

In this work, we propose a blind annotation protocol based on homomorphic encryption for labeling ground truth that are tailored for privacy-preserving entity resolution. Unlike revamping the traditional annotation methods with de-identified records, this protocol explores the possibility of annotating without revealing any record in plaintext to other parties. The domain-specific language lowers

the bar of the implementation in the real world and the simulated experiment results show the rationality of blind annotation.

The simulator starts the conversation on the feasibility of the blind annotation protocol, developing and benchmarking with the real encryption toolchain is the reasonable next step. Because of the extensibility of DSL, more qualified homomorphic evaluation functions could be invented and integrated. Additionally, supporting the multi-attribute dataset is a practical enhancement that increases information utilization and improves linkage accuracy.

## REFERENCES

- [1] Abbas Acar, Hidayet Aksu, A Selcuk Uluagac, and Mauro Conti. 2018. A survey on homomorphic encryption schemes: Theory and implementation. *ACM Computing Surveys (Csur)* 51, 4 (2018), 1–35.
- [2] Dan Boneh, Eu-Jin Goh, and Kobbi Nissim. 2005. Evaluating 2-DNF Formulas on Ciphertexts.. In *TCC*, Vol. 3378. Springer, 325–341.

- [3] Zvika Brakerski. 2012. Fully homomorphic encryption without modulus switching from classical GapSVP. In *Advances in Cryptology—CRYPTO 2012: 32nd Annual Cryptology Conference, Santa Barbara, CA, USA, August 19-23, 2012. Proceedings*. Springer, 868–886.
- [4] Zvika Brakerski, Craig Gentry, and Vinod Vaikuntanathan. 2011. Fully Homomorphic Encryption without Bootstrapping. *Cryptology ePrint Archive*, Report 2011/277. <https://eprint.iacr.org/2011/277>.
- [5] Michael Buhrmester, Tracy Kwang, and Samuel D Gosling. 2016. Amazon’s Mechanical Turk: A new source of inexpensive, yet high-quality data? (2016).
- [6] Peter Christen. 2011. A survey of indexing techniques for scalable record linkage and deduplication. *IEEE transactions on knowledge and data engineering* 24, 9 (2011), 1537–1555.
- [7] Scott D Constable and Steve Chapin. 2018. libOblivious: A c++ library for oblivious data structures and algorithms. (2018).
- [8] Tiziana D’Orazio, Marco Leo, Nicola Mosca, Paolo Spagnolo, and Pier Luigi Mazzeo. 2009. A semi-automatic system for ground truth generation of soccer video sequences. In *2009 Sixth IEEE International Conference on Advanced Video and Signal Based Surveillance*. IEEE, 559–564.
- [9] Léo Ducas and Daniele Micciancio. 2015. FHEW: Bootstrapping Homomorphic Encryption in Less Than a Second. In *Advances in Cryptology – EUROCRYPT 2015*, Elisabeth Oswald and Marc Fischlin (Eds.). Springer Berlin Heidelberg, Berlin, Heidelberg, 617–640.
- [10] Khaled El Emam. 2020. Seven ways to evaluate the utility of synthetic data. *IEEE Security & Privacy* 18, 4 (2020), 56–59.
- [11] Junfeng Fan and Frederik Vercauteren. 2012. Somewhat practical fully homomorphic encryption. *Cryptology ePrint Archive* (2012).
- [12] Oluwaseyi Feyisetan, Thomas Drake, Borja Balle, and Tom Diethe. 2019. Privacy-preserving active Learning on sensitive data for user intent classification. In *PAL 2019*. <https://www.amazon.science/publications/privacy-preserving-active-learning-on-sensitive-data-for-user-intent-classification>
- [13] Caroline Fontaine and Fabien Galand. 2007. A survey of homomorphic encryption for nonspecialists. *EURASIP Journal on Information Security* 2007 (2007), 1–10.
- [14] Craig Gentry. 2009. *A fully homomorphic encryption scheme*. Stanford university.
- [15] Aris Gkoulalas-Divanis, Dinusha Vatsalan, Dimitrios Karapiperis, and Murat Kantarcioglu. 2021. Modern privacy-preserving record linkage techniques: an overview. *IEEE Transactions on Information Forensics and Security* 16 (2021), 4966–4987.
- [16] Ilia Iliashenko and Vincent Zucca. 2021. Faster homomorphic comparison operations for BGV and BFV. *Proceedings on Privacy Enhancing Technologies* 2021, 3 (2021), 246–264.
- [17] Ali Inan, Murat Kantarcioglu, Elisa Bertino, and Monica Scannapieco. 2008. A hybrid approach to private record linkage. In *2008 IEEE 24th International Conference on Data Engineering*. IEEE, 496–505.
- [18] Ali Inan, Murat Kantarcioglu, Gabriel Ghinita, and Elisa Bertino. 2010. Private record matching using differential privacy. In *Proceedings of the 13th International Conference on Extending Database Technology*. 123–134.
- [19] Panagiotis G Ipeirotis. 2010. Demographics of mechanical turk. (2010).
- [20] Baoyu Jing, Pengtao Xie, and Eric Xing. 2017. On the automatic generation of medical imaging reports. *arXiv preprint arXiv:1711.08195* (2017).
- [21] Yongsoo Song, Jung Hee Cheon, Andrey Kim & Miran Kim. 2017. Homomorphic Encryption for Arithmetic of Approximate Numbers. (2017). [https://link.springer.com/chapter/10.1007/978-3-319-70694-8\\_15](https://link.springer.com/chapter/10.1007/978-3-319-70694-8_15)
- [22] Ruogu Kang, Stephanie Brown, Laura Dabbish, and Sara Kiesler. 2014. Privacy attitudes of mechanical turk workers and the us public. In *Symposium on Usable Privacy and Security (SOUPS)*, Vol. 4. 1.
- [23] Isaak Kavasidis, Simone Palazzo, Roberto Di Salvo, Daniela Giordano, and Concetto Spampinato. 2012. A semi-automatic tool for detection and tracking ground truth generation in videos. In *Proceedings of the 1st international workshop on visual interfaces for ground truth collection in computer vision applications*. 1–5.
- [24] Hanna Köpcke, Andreas Thor, and Erhard Rahm. 2010. Evaluation of entity resolution approaches on real-world match problems. *Proceedings of the VLDB Endowment* 3, 1-2 (2010), 484–493.
- [25] Hendra Kurniawan and Masahiro Mambo. 2022. Homomorphic Encryption-Based Federated Privacy Preservation for Deep Active Learning. *Entropy* 24, 11 (2022), 1545.
- [26] Matthew Lease, Jessica Hullman, Jeffrey Bigham, Michael Bernstein, Juho Kim, Walter Lasecki, Saeideh Bakhshi, Tanushree Mitra, and Robert Miller. 2013. Mechanical turk is not anonymous. *Available at SSRN 2228728* (2013).
- [27] Ninghui Li, Wahbeh Qardaji, and Dong Su. 2012. On sampling, anonymization, and differential privacy or, k-anonymization meets differential privacy. In *Proceedings of the 7th ACM Symposium on Information, Computer and Communications Security*. 32–33.
- [28] Yehuda Lindell. 2020. Secure multiparty computation (MPC). *Cryptology ePrint Archive* (2020).
- [29] M Morris Mano. 2017. *Digital logic and computer design*. Pearson Education India.
- [30] Michael Naehrig, Kristin Lauter, and Vinod Vaikuntanathan. 2011. Can homomorphic encryption be practical?. In *Proceedings of the 3rd ACM workshop on Cloud computing security workshop*. 113–124.
- [31] Mariana Neves and Ulf Leser. 2014. A survey on annotation tools for the biomedical literature. *Briefings in bioinformatics* 15, 2 (2014), 327–340.
- [32] Olga Ohrimenko, Felix Schuster, Cédric Fournet, Aastha Mehta, Sebastian Nowozin, Kapil Vaswani, and Manuel Costa. 2016. Oblivious multi-party machine learning on trusted processors. In *25th {USENIX} Security Symposium ({USENIX} Security 16)*. 619–636.
- [33] Pascal Paillier. 1999. Public-key cryptosystems based on composite degree residuosity classes. In *Advances in Cryptology—EUROCRYPT’99: International Conference on the Theory and Application of Cryptographic Techniques Prague, Czech Republic, May 2–6, 1999 Proceedings* 18. Springer, 223–238.
- [34] Monica Scannapieco, Ilya Figotin, Elisa Bertino, and Ahmed K Elmagarmid. 2007. Privacy preserving schema and data matching. In *Proceedings of the 2007 ACM SIGMOD international conference on Management of data*. 653–664.
- [35] Rainer Schnell, Tobias Bachteler, and Jörg Reiher. 2009. Privacy-preserving record linkage using Bloom filters. *BMC medical informatics and decision making* 9, 1 (2009), 1–11.
- [36] Nigel P Smart and Frederik Vercauteren. 2014. Fully homomorphic SIMD operations. *Designs, codes and cryptography* 71 (2014), 57–81.
- [37] Yi-Fan Tseng, Chun-I Fan, Ting-Chuan Kung, Jheng-Jia Huang, and Hsin-Nan Kuo. 2017. Homomorphic encryption supporting logical operations. In *Proceedings of the 2017 International Conference on Telecommunications and Communication Engineering*. 66–69.
- [38] Yalin Wang, Hsin T Phillipst, and Robert Haralick. 2001. Automatic table ground truth generation and a background-analysis-based table structure extraction method. In *Proceedings of Sixth International Conference on Document Analysis and Recognition*. IEEE, 528–532.
- [39] William E Winkler. 2014. Matching and record linkage. *Wiley interdisciplinary reviews: Computational statistics* 6, 5 (2014), 313–325.
- [40] Yixiang Yao, Tanmay Ghai, Srivatsan Ravi, and Pedro Szekely. 2021. Ampere: A universal abstract machine for privacy-preserving entity resolution evaluation. In *Proceedings of the 30th ACM International Conference on Information & Knowledge Management*. 2394–2403.
- [41] Xun Yi, Russell Paulet, Elisa Bertino, Xun Yi, Russell Paulet, and Elisa Bertino. 2014. *Homomorphic encryption*. Springer.
- [42] Joyce Yu, Jakub Nabaglo, Dinusha Vatsalan, Wilko Henecka, and Brian Thorne. 2020. Hyper-parameter optimization for privacy-preserving record linkage. In *ECML PKDD 2020 Workshops: Workshops of the European Conference on Machine Learning and Knowledge Discovery in Databases (ECML PKDD 2020): SoGood 2020, PDFL 2020, MLCS 2020, NFMCP 2020, DINA 2020, EDML 2020, XKDD 2020 and INRA 2020, Ghent, Belgium, September 14–18, 2020, Proceedings*. Springer, 281–296.