

# A quantum double-or-nothing game: The Kelly Criterion for Spins

Bernhard K Meister<sup>1</sup> & Henry C W Price<sup>2</sup>

<sup>1</sup>*FastEagle Holdings, Vienna, Austria*

<sup>2</sup>*Centre for Complexity Science & Physics Department,  
Imperial College London,  
London SW7 2AZ, UK*

\*

(Dated: August 3, 2023)

A sequence of spin-1/2 particles polarised in one of two possible directions is presented to an experimenter, who can wager in a double-or-nothing game on the outcomes of measurements in freely chosen polarisation directions. Wealth is accrued through astute betting. As information is gained from the stream of particles, the measurement directions are progressively adjusted, and the portfolio growth rate is raised. The optimal quantum strategy is determined numerically and shown to differ from the classical strategy, which is associated with the Kelly criterion. The paper contributes to the development of quantum finance, as aspects of portfolio optimisation are extended to the quantum realm.

## I. INTRODUCTION

An early application of information theory to gambling and finance can be found in a 1956 paper by John L. Kelly[1] – an associate of Claude Shannon. Kelly showed how a logarithmic utility maximising investor should allocate capital between bets with known winning probabilities and pay-outs. In the simplest case the investor bets a fraction of wealth on the outcome of a biased coin in the ‘double-or-nothing’ game. An outcome of ‘heads’ doubles the gambler’s stake, while ‘tails’ loses the stake. The optimal fraction – called the ‘Kelly criterion’ – is to bet  $2p - 1$  for a coin that comes out heads with probability  $p$  – assuming  $p \geq 1/2$ . This maximises the logarithmic utility, which is equivalent to maximising the growth rate of the portfolio.

Kelly’s results are an elaboration of earlier work of Daniel Bernoulli and others, who studied the ‘St. Petersburg paradox’. The question was how to evaluate a coin flipping game, where the pay-out depends on how often ‘heads’ occurs in succession[1]. If ‘tails’ first occurs on the  $N$ -th throw, then the pay-out is equal to  $2^N$ . The coin is considered ‘fair’ and the probability for a having a pay-out  $2^N$  is  $2^{-N}$ . The paradox was that whilst the expectation value of the bet is not finite the value gamblers were willing to pay for such a pay-out was finite. One ‘resolution’ of the paradox goes back to Daniel Bernoulli, who in 1738 suggested that large gains should be discounted more than smaller gains or losses, since gains and losses are perceived non-linearly due to risk-aversion. In general, returns should be adjusted for risk. As the saying goes, ‘a bird in the hand is better than two in the bush’. Bernoulli suggested as a value function, which turns gains into utility, the logarithm of the gain. This shifts benefits from absolute to relative gains and makes the result independent of the current wealth of the bettor. His derivation uses the equation  $dy = k \frac{dx}{x}$ , where  $y$  is value or utility,  $x$  the wealth and  $k$  a constant. This leads to  $y = k \log x + c$ . The result is that gambles are worth taking, if the value or utility increases, when participating in the gamble

---

\*Electronic address: bernhard.k.meister@gmail.com, henry.price10@imperial.ac.uk

at the price asked. The utility of the bet following Bernoulli's description is then

$$\sum_{i=1}^{\infty} 2^{-i} \log(2^i) = \log 4$$

assuming  $k = 1$  and  $c = 0$ . Therefore, a bettor following Bernoulli's rationale would be willing to pay up to 4 units to play the game. A person offering the bet would have to account for possible big losses, which are accounted differently from big gains, and would not normally arrive at the same price.

The work of Kelly was championed by Cover, Ziemba and others, and found general application in finance. It overlaps with the popular mean-variance portfolio theory introduced by Harry Markowitz. A review of modern developments of the Kelly criterion can be found in MacLean *et al.* [4], and some applications are in [5–8].

Instead of a series of coin flips we consider a sequence of examined spin-1/2 particles. Again, there is a 'double-or-nothing' game to wager on, but the pay-outs depend on the results of variable measurements. What distinguishes the classical from the quantum case is the added degree of freedom associated with the measurement directions of the quantum particles. Instead of just flipping a coin one can measure the spin particle in an arbitrary direction. The outcome probability is direction dependent.

This paper highlights some novel aspects of quantum game theory, quantum gambling and in extension quantum finance. 'Quantum gambling' is likely to have applications in finance as the quantum scale becomes of practical importance in communication and computation. The importance of hedging against errors that have economic consequences rises. The quantum gambling toy model described in the paper should be of relevance for analysing such situations. The conclusion provides further information.

A summary of the rest of the paper follows. The next section introduces gambling with spin particles, followed by a section on the quantum version of the coin flipping game. The subsequent section give a heuristic description of the optimal strategies. Section five delves into numerical calculations. In a sub-section the special case of prior 1/2 is considered. The penultimate section covers the optimal strategy expressed as 'contours of equivalence', and a conclusion rounds off the paper.

## II. GAMBLING WITH SPIN PARTICLES

This section describes how one can 'quantum gamble' with spin particles. A gambler, or to use the more courteous term: investor[2], is presented with a sequence of quantum spin-1/2 particles. Unbeknown to the investor is the polarisation of the particles, which are either all prepared in state  $\rho$  or state  $\sigma$ . The investor is only informed that the probability for  $\rho$  is  $\xi$  and for  $\sigma$  is  $1 - \xi$ . The investor is further told that a 'double-or-nothing' game is linked to measurements of the particles. The investor can bet any fraction[3] of owned assets on the outcome of the measurement. If the measurement outcome in the direction of choice is spin-up, then the investor's stake is doubled. If, on the other hand, the outcome is spin-down, the stake is forfeited.

If only one bet is considered, then the straightforward aim is to maximize the winning probability, which fixes the measurement direction. If a sequence of bets is to be considered, another factor influences the choices, since judicious measurements are accompanied by a gain of information, and allow progressively a more and more accurate determination of the polarisation direction of the particles. Balancing short-term winning probability with information gain and increased profitability is novel and reflects the quantum nature of the problem. In the next section, some relevant calculations for spin gambling are presented.

### III. THE ‘DOUBLE-OR-NOTHING’ GAME WITH SPIN-1/2 PARTICLES.

This section gives further details of the spin-1/2 gambling game. Notation conducive to the problem at hand is next introduced. The candidate states are  $|\psi\rangle = \sin\gamma|0\rangle + \cos\gamma|1\rangle$  and  $|\phi\rangle = \sin\beta|0\rangle + \cos\beta|1\rangle$ , more conveniently written as  $|\phi\rangle = \cos\delta|\psi\rangle + \sin\delta|\psi_\perp\rangle$  with

$$\cos^2\delta = (\sin\gamma\sin\beta + \cos\gamma\cos\beta)^2 = \cos^2(\gamma - \beta).$$

To simplify, we set  $\gamma := 0$ , and the remaining relevant angle is  $\delta$ . The density matrices are  $\rho = |\phi\rangle\langle\phi|$  and  $\sigma = |\psi\rangle\langle\psi|$  with the respective priors of  $\xi$  and  $1 - \xi$ . The derivation of the optimal informational strategy can be found in Brody *et al.*[3] for the case of two polarisation directions. If one considers additional polarisation directions, the optimal strategy has only been obtained numerically.

The tunable inputs are then reduced to  $\delta$ ,  $\xi$  and the number of available particles  $N$ . The index  $i$  runs from 1 to  $N$ . The initial wealth  $W_1$  is 1 without loss of generality, since the wealth axis[4] can be arbitrarily scaled. The optimal measurement angle to maximise the information gain is

$$\phi = \tan^{-1}\left(\frac{(\xi - 1)\sin(\delta)}{\xi - (1 - \xi)\cos(\delta)}\right),$$

and the optimal portfolio growth angle  $\hat{\phi}$  is  $\phi$  shifted by  $\pi/4$ , i.e.  $\hat{\phi} = \phi + \pi/4$ , if and only if  $\xi = 1/2$ . For each of the  $N$  particles gambled on and analysed a separate  $\alpha_i$  is chosen. The probability of a spin-up outcome for such a measurement in the  $\alpha_i$  direction is

$$p_{i+1}^{up} = \xi_i \cos^2(\alpha_i) + (1 - \xi_i) \cos^2(\delta - \alpha_i).$$

The updating of the prior leads for spin-up outcomes to

$$\xi_{i+1}^{up} = \frac{\xi_i \cos^2(\alpha_i)}{\xi_i \cos^2(\alpha_i) + (1 - \xi_i) \cos^2(\delta - \alpha_i)},$$

and for spin-down outcomes to

$$\xi_{i+1}^{down} = \frac{\xi_i (1 - \cos^2(\alpha_i))}{\xi_i (1 - \cos^2(\alpha_i)) + (1 - \xi_i) (1 - \cos^2(\delta - \alpha_i))}.$$

The optimal investment fraction for a chosen  $\alpha_i$  is  $f_i = 2p_i^{up} - 1$ , if  $p_i^{up} \geq 1/2$  and otherwise  $\alpha_i$  is shifted by  $\pi/2$  replacing  $p_i^{up}$  by  $1 - p_i^{up}$ . The updating of the wealth process leads, in the case of a spin-up outcome, to

$$W_{i+1} = W_i(1 + f_i),$$

and, in the case of a spin-down outcome, to

$$W_{i+1} = W_i(1 - f_i).$$

If one now simulates a chain of measurements in the  $\alpha_i$  directions, then one gets a series of spin-up and spin-down outcomes with probabilities  $p_i^{up}$  and  $1 - p_i^{up}$ . Let's represent a spin-up outcome by  $+$  and a spin-down outcome by  $-$ . The outcome sequence would then look like  $+ - + + + - \dots + - + + + + +$  with progressively more  $+$ 's as one edges the prior away from  $1/2$ . The optimisation algorithm will adjust  $\alpha_i$  to maximise the probability-weighted logarithmic utility of  $W_N$

$$\max_{\text{all possible } \alpha_i \text{ sequences}} \sum_{\text{all the } 2^N \text{ } +/- \text{ sequences}} p(\dots) \log W_N(\dots).$$

The different outcome sequences have probabilities  $p(\dots)$ , i.e. all the way from  $p(+ \dots +)$  to  $p(- \dots -)$ , associated with them. Their probability is a product of  $N$  terms of the form  $p_i^{up}$ 's and  $p_i^{down} := 1 - p_i^{up}$ , i.e.  $i$  running from 1 to  $N$ . Next, a section on the optimal strategy.

#### IV. THE OPTIMAL STRATEGY: A HEURISTIC DESCRIPTION

In this section, a heuristic description of the the optimal strategy is given. It requires the backward solution of an optimization problem, similar to the evaluation of a European option on a binomial tree.

If only one particle remains to be measured, then maximization of the spin-up probability is key, since any ‘information gain’ cannot be exploited in the future. Therefore, one maximises in the last round solely portfolio growth. This determines the angle  $\alpha_N$  and with it the spin-up probability, i.e.

$$\begin{aligned} 0 &= \partial_{\alpha_N} \left( \xi \cos^2(\alpha_N) + (1 - \xi) \cos^2(\alpha_N - \delta) \right) \\ 0 &= \xi \cos(\alpha_N) \sin(\alpha_N) + (1 - \xi) \cos(\alpha_N - \delta) \sin(\alpha_N - \delta) \\ 0 &= \tan^2(\alpha_N) \sin(\delta) \cos(\delta) + \tan(\alpha_N) \left( \frac{\xi}{1 - \xi} + 1 - 2 \sin^2(\delta) \right) - \sin(\delta) \cos(\delta) \\ &\implies \alpha_N = \tan^{-1} \left( -\frac{A}{2} \pm \frac{1}{2} \sqrt{A^2 + 4} \right) \end{aligned}$$

with  $A = \frac{\frac{\xi}{1-\xi} + 1 - 2 \sin^2(\delta)}{\sin(\delta) \cos(\delta)}$ . The ‘Kelly criterion’ allows then determination of the optimal fraction, and the resulting wealth (and  $\xi$ ) can be calculated for both measurement outcomes, and with it the achievable probability-weighted utility.

Next we move one step back. The angle  $\alpha_{N-1}$  at step  $N - 1$  updates in a distinct way for the two possible measurement outcomes both the wealth and the prior. By maximising over the range of allowed measurement angles  $\alpha_{N-1}$  one can determine the maximal achievable utility as the probability-weighted sum of the utility at the final step. This is then the utility associated with that particular point in the two dimensional wealth &  $\xi$  space. A similar mechanism works for earlier steps all the way back to step one.

The optimal strategy is then given by the contour map of equivalent utility lines at each step over the wealth and  $\xi$  space. Figures 1-6 and 9-10 show examples of contour lines for the polarisation angle  $\delta$  of  $7.5^\circ$ ,  $30^\circ$ ,  $60^\circ$  and  $90^\circ$ . Due to limitations of the mesh some boundary effects can be seen in figures 5 & 6. Each angle comes with a pair of plots, i.e. with and without the wealth presented on a logarithmic scale. The points connected by the  $k$ -th contour line yield the same final wealth utility at step  $N$ . Any logarithmic utility maximising bettor should be indifferent between any of the points on these lines. The endpoints of the  $k$ -th contour line correspond to  $\xi = 1$  or  $\xi = 0$  and wealth of  $W_N / (2^{(N-k)})$ , i.e. a doubling of wealth until one reaches  $W_N$ . The other points on the same contour line have higher wealth but a  $\xi$  closer to  $1/2$ , and therefore lower optimal winning probability. Besides the contour graphs the heat maps (see figures 7-8) are also of interest, which show that utility is strongly linked to the remaining number of steps as well as wealth  $W$ , but less to the prior  $\xi$ . Next, a description of the optimal strategy, derived by numerical means.

#### V. NUMERICAL SIMULATION: ALGORITHM AND PSEUDO CODE

The numerical simulation is the topic of this section. The algorithm works backwards, and defines the utility surface at each step as a function dependent on the wealth value  $W$  & prior  $\xi$ . At the final step  $N$ , all points on the straight line contour have a fixed wealth  $W_N$  but arbitrary value for  $\xi$ . This can be represented as a vector  $(W_N, \xi_N, N, \log_2(W_N))$ . The utility surface for the previous step is then defined, and general equations for calculating  $(U_k(W, \xi))$  are taken from

section III. The utility value for each step is calculated through an iterative process. The pseudo-code below outlines the computational method for calculating the utility surface. The result is a multidimensional array of utility values, with non-grid-point utilities evaluated by interpolation.

---

**Algorithm 1** Quantum Kelly Optimization across N steps

---

```

1: Define  $\alpha_{\text{range}}$  from 0 to  $\frac{\pi}{2}$ 
2: Define  $W_{\text{range}}$  with logarithmically spaced values between 0 and 2
3: Define  $\xi_{\text{range}}$  with logarithmically spaced values between 0 and 0.5
4: Define  $\delta$  (adjustable parameter)
5: Initialize utility array  $U$  with zeros
6: Compute  $U[N-1, :, :] = \log_2(W_{\text{range}})$  ▷ Initial value using log2
7: for  $k = N-2$  to 0 do
8:   Create interpolation for current stage based on  $W_{\text{range}}$  and  $\xi_{\text{range}}$ 
9:   for each  $W$  in  $W_{\text{range}}$  do
10:    for each  $\xi$  in  $\xi_{\text{range}}$  do
11:      Compute  $p_+, p_-$  based on  $\xi, \alpha, \delta$ 
12:      Compute  $\xi_+, \xi_-$  based on  $\xi, \alpha, \delta$ 
13:      Compute  $W_+, W_-$  based on  $W, p_+$ 
14:      Interpolate values  $U_+, U_-$  for given  $W_+, \xi_+, W_-, \xi_-$ 
15:      Define utility function using the above values
16:      Optimize  $\alpha$  to find  $\alpha_*$  that maximizes utility
17:      Update  $U[k, i, j]$  with optimized utility value ▷ Iterative update of U using probability
      weighted sum of previous step utilities
18:    end for
19:  end for
20: end for

```

---

Visualization is achieved by extracting contours from the array.

The simulation was written in Python; NumPy was used for numerical operations; SciPy optimized and interpolated the modules; and Matplotlib was employed for visualization.

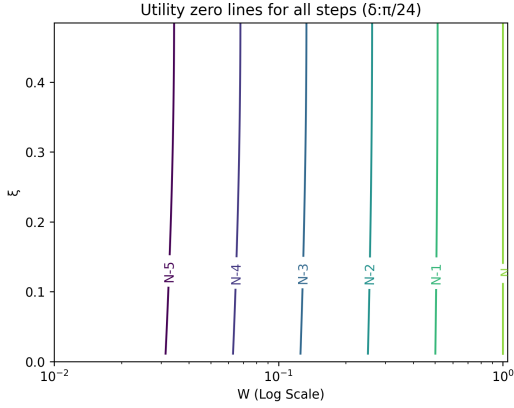
## VI. CONTOURS OF EQUIVALENCE

In this section a technique for visualising the optimal gambling strategy is introduced. It relies on finding points in the two dimensional wealth and prior space that lead to the same final ‘utility’ outcome. These sets of equal ‘utility’ points form contour lines. Each line differs by the number of remaining particles to be measured and, consequently, bets to be made.

These contour lines all have easily calculated levels of wealth at the  $k$ -th step from the end for extreme values of the prior. These anchor points for the prior  $\xi$  at 0 and 1 are associated with a wealth of  $2^{k-N}W_N$ . There is a simple strategy that moves from these points to the final contour. Since the probability of winning is one, the gambler bets everything and doubles the money at every stage. Between these two extremes lies a range of points, which require numerical evaluation.

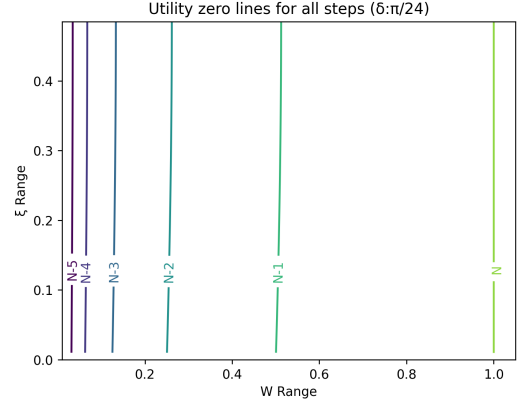
### A. The curious case of prior one half: growth without information gain or information gain without growth

In this subsection, the special case of prior one-half is considered. This choice simplifies formulae. The optimal angle for information gain was given in section III and differs in this special case from the one-round maximal growth angle given in section IV by  $\pi/4$ . The maximal information gain direction entails a betting fraction of zero, whereas the maximal growth measurement direction



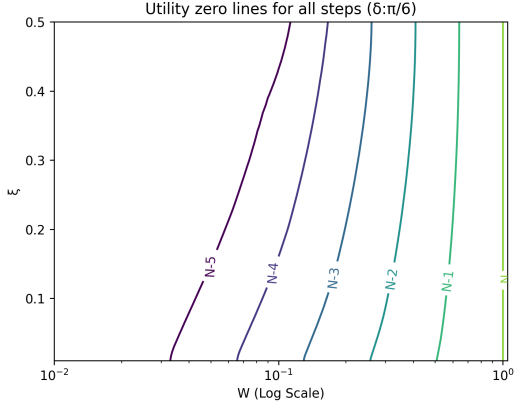
/2/2

FIG. 1: Plot of contour lines for same Utility at different steps for  $\delta = 7.5^\circ$  using a logarithmic scale on the x-axis for  $W$



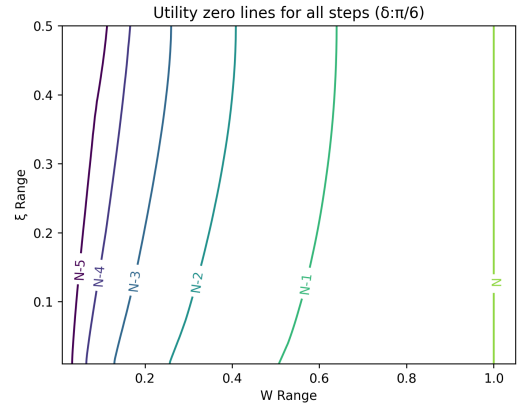
/2/2

FIG. 2: Plot of contour lines for same Utility at different steps for  $\delta = 7.5^\circ$



/2/2

FIG. 3: Plot of contour lines for same Utility at different steps for  $\delta = 30^\circ$  using a logarithmic scale on the x-axis for  $W$



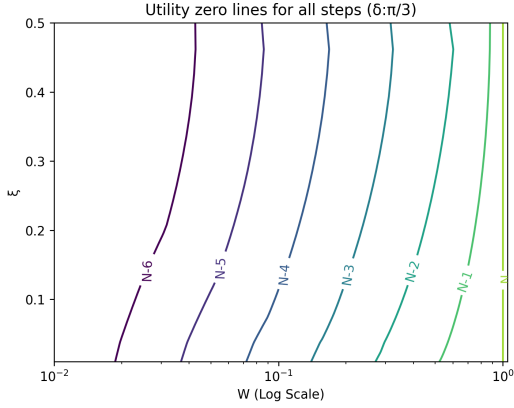
/2/2

FIG. 4: Plot of contour lines for same Utility at different steps for  $\delta = 30^\circ$

leaves  $\xi$  unchanged. The two extremal strategies can be said to be maximally incompatible for  $\xi = 1/2$ .

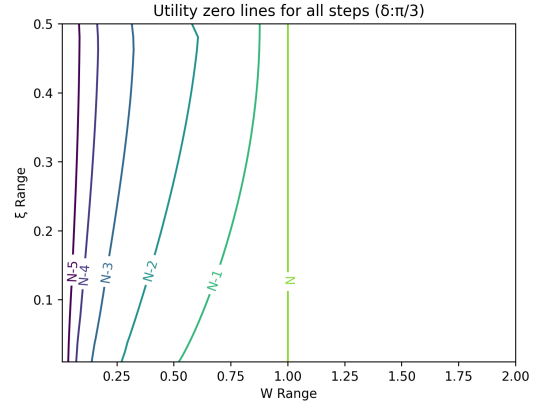
## VII. CONCLUSION

The paper investigated a quantum betting game and showed how an optimal strategy can be established. Some differences between the classical and quantum case were discussed, and some strategies were compared. Simple extremal strategies were most easy to compare. One could for example maximise ‘information gain’ or ‘portfolio growth’. As we have shown, the optimal strategy lies somewhere in between and depends on  $\delta$ ,  $\xi$  and the number of steps  $N$ . If  $\xi$  is either zero or one, then information gain is impossible and maximising short and long-term growth becomes synonymous. A special case is  $\xi$  equals one-half, where an optimal ‘information gain’ measurement entails zero ‘portfolio growth’, and an optimal ‘portfolio growth’ measurement entails zero ‘information gain’.



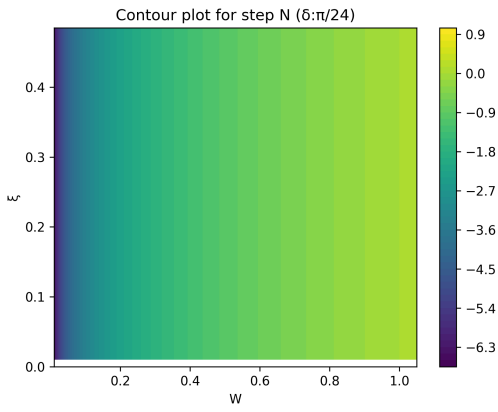
/2/2

FIG. 5: Plot of contour lines for same Utility at different steps for  $\delta = 60^\circ$  using a logarithmic scale on the x-axis for  $W$



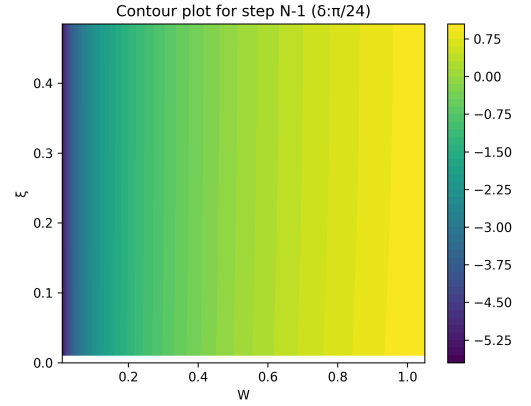
/2/2

FIG. 6: Plot of contour lines for same Utility at different steps for  $\delta = 60^\circ$



/2/2

FIG. 7: Heat map of Utility at the final step



/2/2

FIG. 8: Heat map of Utility at the second to final step

Applications of ‘quantum gambling’ are maybe currently few and far between in finance or the wider world outside laboratories. However, besides the ability to probe and test quantum mechanics, one could envisage scenarios where the outcomes of quantum-scale events play a role in decision-making. In this case, quantum game theory and applications like the quantum gambling problem discussed in the paper are of interest.

One can further find applications in quantum computing and information theory. Imagine a quantum communication channel, where a misinterpretation of the message leads to a financial loss. The evaluation and insurance against such faults can be formulated in certain cases as a quantum gambling problem of the type discussed in the paper.

One of the authors - B.K.M. - thanks D.C. Brody and L.P. Hughston for stimulating discussions.

[1] Kelly J.L., A new Interpretation of the Information rate. Bell System Technical Journal, 35 (1956), 917-926.

[2] Helstrom C.W., Quantum Detection and Estimation Theory. Academic Press, Inc. (1976).

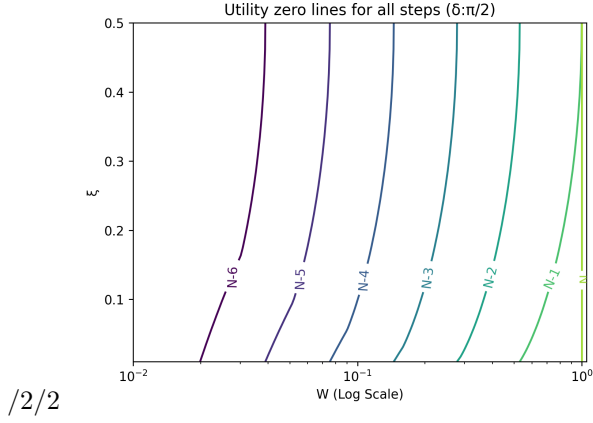


FIG. 9: Plot of contour lines for same Utility at different steps for  $\delta = 90^\circ$  using a logarithmic scale on the x-axis

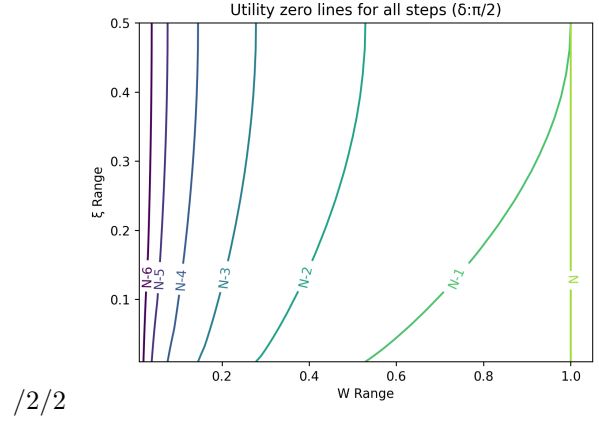


FIG. 10: Plot of contour lines for same Utility at different steps for  $\delta = 90^\circ$  using a standard scale on the x-axis

- [3] Brody D. C. and Meister B. K., Minimum decision cost for quantum ensembles. Physical review letters 76, no. 1 (1996): 1.
- [4] MacLean L. C., Thorp E. O. and Ziemba W. T., eds., The Kelly Criterion: Theory and Practice Singapore: World Scientific Publishing Company. (2011).
- [5] Lv Y. D. and Meister B. K., Applications of the Kelly Criterion to multi-dimensional diffusion processes. International Journal of Theoretical and Applied Finance 13, 93-112. (2010); Reprinted in The Kelly Criterion: Theory and Practice (L. C. MacLean, E. O. Thorp and W. T. Ziemba, eds). Singapore: World Scientific Publishing Company. 285-300. (2011).
- [6] Meister B. K., Meta-CTA Trading Strategies based on the Kelly Criterion, arXiv:1610.10029.
- [7] Meister B. K., Meta-CTA Trading Strategies and Rational Market Failures, arXiv:2209.05360.
- [8] Meister B. K., Gambling the World Away: Myopic Investors, arXiv:2302.13994.

- 
- [1] In the play ‘Rosencrantz and Guildenstern Are Dead’ by Tom Stoppard ‘heads’ occurs over eighty times in succession.
  - [2] W. F. ‘Blackie’ Sherrod: “If you bet on a horse, that’s gambling. If you bet you can make three spades, that’s entertainment. If you bet cotton will go up three points, that’s business. See the difference?”
  - [3] Leverage is not considered.
  - [4] Later in the paper we do not fix the initial but the final wealth. If for a prior  $\xi_0$  one wants a particular initial wealth  $W_0$  one can re-scale the wealth axis and continue to use the already calculated contour lines.