

# Chapter 1

## An Invitation to Number-Conserving Cellular Automata

Markus Redeker

**Abstract** Number-conserving cellular automata are discrete dynamical systems that simulate interacting particles like e. g. grains of sand. In an earlier paper, I had already derived a uniform construction for all transition rules of one-dimensional number-conserving automata. Here I show in greater detail how one can simulate the automata on a computer and how to find interesting rules. I show several rules that I have found this way and also some theorems about the space of number-conserving automata.

### 1.1 Introduction


One can think of cellular automata as systems of particles that may destroy each other, transform each other or create new particles when they collide. A special class of cellular automata are therefore those in which no creation or destruction occurs and the number of particles stays the same. The particles in such an automaton resemble the “particles” of everyday life, like grains of sand or cars in a street.

In [4], I have derived a uniform method to construct all one-dimensional number-conserving cellular automata with only one kind of particles. But I could show only a few of the consequences that this construction has on the theory of one-dimensional cellular automata, and also only few interesting example of number-conserving automata. This is the subject of the present article: It contains examples for number-conserving automata, helpful hints for those that want to explore them on their own on a computer, and finally a few theorems about the space of number-conserving rules.

The aim of this all is to show that number-conserving cellular automata are a research field with many interesting questions and new phenomena.

---

e-mail: markus2.redeker@mail.de



**Fig. 1.1** Snapshots of number-conserving cellular automata.

*About the images and parameters:* Time goes upward. White cells are empty, black cells totally filled with particles, and grey are cells in between.  $C$  is the capacity of the cellular automaton,  $f$  its flow function and  $\delta = (\delta_0, \dots, \delta_C)$  the vector of initial cell densities: Each  $\delta_i$  is the fraction of cells in the initial configuration that are in state  $\pi_i$ .

*Top left:* A rule that develops into several complex textures. *Parameters:*  $C = 3$ ,  $f = m(12, 1; 1) \vee m(22, 1; 3) \vee m(20, 3; -2)$ ,  $\delta = (0.25, 0.25, 0.25, 0.25)$ .

*Top right:* A system of interacting gliders. For this pattern, the initial particle density must be relatively low. *Parameters:*  $C = 2$ ,  $m(101, 0; 2) \vee m(022, 2; 2) \vee m(012, 2; 2) \vee m(211, 1; 2)$ ,  $\delta = (0.66, 0.17, 0.17)$ .

*Bottom left:* A rule where the particles crystallise into regular patterns. *Parameters:*  $C = 2$ ,  $f = m(11, 12; 0) \vee m(02, 20; 0) \vee m(02, 11; 0) \vee m(12, 12; 1) \vee m(10, 20; 1) \vee m(20, 20; 0)$ ,  $\delta = (0.33, 0.33, 0.33)$ .

*Bottom right:* In the centre, there is a block of completely filled cells that absorbs the cells right of it. *Parameters:*  $C = 4$ ,  $f = m(3, 4; 0) \vee m(1, 2; 1) \vee m(2, 4; 0) \vee m(3, 0; 2)$ ,  $\delta = (0.96, 0.1, 0.1, 0.1, 0.1, 0.1)$ .

## 1.2 Summary of the Earlier Results

### 1.2.1 Cells and Cell States

A one-dimensional cellular automaton is a discrete dynamical system in which at each moment in time, the configuration is a doubly infinite sequence of small automata, the *cells*.

In every cellular automaton, each cell has one of a finite number of states and the set of all possible states is the same for all cells. In a number-conserving automaton, the cells are thought as containers for a finite number of indistinguishable particles. The state of a cell is therefore an element of the set

$$\Sigma = \Sigma_C = \{\pi_0, \dots, \pi_C\} \quad (1.1)$$

where  $C$  is the *capacity* of the cells, and a cell is in the state  $\pi_i$  if it contains  $i$  particles.<sup>1</sup>

A configuration is then an element of the set  $\Sigma^{\mathbb{Z}}$ . If  $a$  is a configuration, the state of the cell at position  $i$  is  $a_i$ , so that we can write,

$$a = \dots a_{-3}a_{-2}a_{-1}a_0a_1a_2a_3\dots \quad (1.2)$$

We will also need finite sequences of cell states. They are called *strings* or *neighbourhoods*. The set of all strings is  $\Sigma^* = \bigcup_{k \geq 0} \Sigma^k$ . If  $b \in \Sigma^k$  is a string, it is typically written as

$$b = b_0b_1\dots b_{k-1}. \quad (1.3)$$

The number  $k$  is the *length* of  $b$  and written as  $|b|$ . For the empty string we write  $\epsilon$ .

*Substrings* of a string or a configuration are written in the form

$$a_{j:k} = a_ja_{j+1}\dots a_{j+k-1}. \quad (1.4)$$

Finally, there is the *particle content* of a cell, string, or configuration. For a single cell  $\alpha$ , it is written  $\#\alpha$ , so that we have  $\#\pi_i = i$ . For a string, it is

$$\#a = \sum_i \#a_i. \quad (1.5)$$

The content of a configuration only exists if all except of a finite number of its cells are empty; then it is defined as in (1.5).

For strings and cells we will also use the *complementary content*

$$\#^c a = C|a| - \#a. \quad (1.6)$$

It is the number of particles that the cells in  $a$  can accept particles until all of them are full.

---

<sup>1</sup> The theory of [4] also supports cellular automata in which the cell state contains more information than just the number of particles, but we will not consider them here.

### 1.2.2 Transition Rules

That what turns a cellular automaton into a dynamical system is the existence of a *global transition rule*  $\hat{\varphi}: \Sigma^{\mathbb{Z}} \rightarrow \Sigma$ . The sequence

$$c, \hat{\varphi}(c), \hat{\varphi}^2(c), \dots, \hat{\varphi}^t(c), \dots \quad (1.7)$$

is the *evolution* (or *orbit*) of an initial configuration  $c$ ; the configuration  $\hat{\varphi}^t(c)$  is the state of the cellular automaton at *time step* (or *generation*)  $t$ .

Among the discrete dynamical systems with doubly infinite cell sequences as configurations, cellular automata are distinguished by the existence of two integers  $r_1, r_2 \geq 0$  and a *local transition rule*  $\varphi: \Sigma^{r_1+r_2+1} \rightarrow \Sigma$  so that for all  $i \in \mathbb{Z}$ ,

$$\hat{\varphi}(c)_i = \varphi(c_{i-r_1:r_1+r_2+1}). \quad (1.8)$$

This means that the next state of the cell in position  $i$  only depends on a neighbourhood that reaches  $r_1$  cells to the left of this cell and  $r_2$  cells to the right. The numbers  $r_1$  and  $r_2$  are called the *left* and *right radius* of the transition rule.

Now consider a second cellular automaton  $\hat{\varphi}'$  with the same local transition function  $\varphi$  but left and right radii  $r'_1 = r_1 + k$  and  $r'_2 = r_2 - k$  for some integer  $k$ . The two automata show almost the same behaviour except that under  $\hat{\varphi}'$ , the states of the cells in the next generation are shifted  $k$  cells to the right (for positive  $k$ ) compared to the behaviour under  $\varphi$ . We call two such automata *equivalent*.

Among equivalent cellular automata, those with a one-sided neighbourhood are the easiest to treat theoretically, for example in proofs. We will use here the “left rules”, that are those with  $r_2 = 0$ , whenever we speak about cellular automata in a more abstract context. Concrete automata may however look vastly different even if they are equivalent (see Figure 1.2), and so we need also to consider arbitrary values for  $r_1$  and  $r_2$ .


### 1.2.3 Number Conservation

We now define a global transition rule  $\hat{\varphi}$  as *number-conserving* if

$$\#\hat{\varphi}(c) = \#c \quad (1.9)$$

for all configurations  $c \in \Sigma^{\mathbb{Z}}$  for which  $\#c$  exists. The local transition rule  $\varphi$  that belongs to  $\hat{\varphi}$  is then also number-conserving.

This is not the only definition of number conservation; other, equivalent definitions can be found in [3].



**Fig. 1.2** Equivalent cellular automata and the “stick mantis” rule.

These images show equivalent cellular automata that differ only in their horizontal shift. In an image of a cellular automaton evolution, the structures that do not move especially stand out, so that each of the images highlights different aspects of essentially the same flow rule. But the top right automaton, with its mantis-like structures, is certainly the most natural version.

*Parameters:*  $C = 1$ ,  $\delta = (0.5, 0.5)$ ; top left:  $f = m(1, 100; 0) \vee m(1, 010; 1)$ , top right:  $f = m(11, 00; 1) \vee m(10, 10; 1)$ , bottom left:  $f = m(110, 0; 1) \vee m(101, 0; 2)$ , bottom right:  $f = m(1100, 1) \vee m(1010, 2)$ .

The following theorem – which incorporates several definitions – recapitulates all the facts about number conservation in [4] that will be used in this chapter.

**Theorem 0 (Number conservation and flows).**

1. Let  $\varphi: \Sigma^{r_1+r_2+1} \rightarrow \Sigma$  be the local transition function of a number-conserving cellular automaton and let  $C$  be its capacity. We set  $\ell = r_1 + r_2$  and call it the flow length of  $\varphi$  – it will occur over and over on the following pages. Then there exists a flow function  $f: \Sigma^\ell \rightarrow \mathbb{Z}$  for  $\varphi$  such that for all  $a \in \Sigma^{\ell+1}$ ,

$$\#\varphi(a) = \#a_{r_1} + f(a_{0:\ell}) - f(a_{1:\ell}). \quad (1.10)$$

For our choice of  $\Sigma$ , the function  $f$  therefore determines  $\varphi$  completely. [4, Thm. 3.1]

2. Let  $a \in \Sigma^{r_1}$  and  $b \in \Sigma^{r_2}$ . Then the value of  $f(ab)$  is bounded by the inequalities

$$-\#b \leq f(ab) \leq \#a. \quad (1.11a)$$

For  $r_2 = 0$ , this becomes

$$0 \leq f(a) \leq \#a. \quad (1.11b)$$

3. We will write  $\mathcal{F}$  or  $\mathcal{F}(r_1, r_2, C)$  for the set of all flows with given  $r_1, r_2$  and  $C$ . This set is a distributive lattice [2, Chap. 4] with its operations given by

$$(f \wedge g)(a) = \min\{f(a), g(a)\}, \quad (1.12a)$$

$$(f \vee g)(a) = \max\{f(a), g(a)\} \quad (1.12b)$$

for all  $f, g \in \mathcal{F}$  and  $a \in \Sigma^\ell$ . The order relation on this lattice is therefore

$$f \leq g \quad \text{iff} \quad \forall a \in \Sigma^\ell: f(a) \leq g(a). \quad (1.13)$$

The flow lattices  $\mathcal{F}(r_1, r_2, C)$  with the same value of  $\ell$  are isomorphic, and we can therefore speak of the lattice  $\mathcal{F}(\ell, C)$ . [4, Thm. 6.1]

4. The minimal elements of  $\mathcal{F}$  according to the lattice order (1.13) are the flows  $m(a, b; k)$  with  $a \in \Sigma^{r_1}$ ,  $b \in \Sigma^{r_2}$ ,  $-\#b \leq k \leq \#a$  and

$$m(a, b; k) = \bigwedge \{ f \in \mathcal{F} : f(ab) \geq k \}. \quad (1.14)$$

In case of  $r_2 = 0$ , we write  $m(a, k)$  for  $m(a, \epsilon; k)$ . The set of all these minimal flows is  $\mathcal{F}_{\min}$ .

As it is true for all distributive lattices, all flows can be written as a maximum of a set of minimal flows. [4, Sect. 6.3]

5. For the left neighbourhood, there is an explicit form for  $m(a, k)$ . Namely, if  $a, b \in \Sigma^\ell$ , then the function value  $m(a, k)(b)$  is the smallest number so that

$$m(a, k)(b) \geq 0, \quad (1.15a)$$

$$m(a, k)(b) \geq k - \min\{|u|, |u'|\}C - \#w - \#^c w' \quad (1.15b)$$

for all factorisations  $a = uvw$ ,  $b = u'vw'$ . [4, Thm. 6.2]

For an arbitrary neighbourhood, we have

$$m(a_1, a_2; k)(b) = m(a_1 a_2, k) - \#a_2 \quad (1.16)$$

where  $a_1 \in \Sigma^{r_1}$  and  $a_2 \in \Sigma^{r_2}$ . [4, Sect. 7.2]

Equation (1.16) is also the reason why all flow lattices with the same values for  $\ell$  and  $C$  are isomorphic.

A flow function measures the particle movement across a boundary in a configuration. This means: Declare a boundary between two cells an a

configuration  $c$ , dividing it into a left side  $c_L$  and a right side  $c_R$ . Let the string  $a$  consist of the  $r_1$  cells left of the boundary and the string  $b$  of the  $r_2$  cells right of it. Then  $f(ab)$  is the number of particles that cross the boundary to the right during the transition from  $c$  to  $\hat{\varphi}(c)$ . A negative value means that there is a movement to the left. (Or in a more prosaic way: The particle content of  $c_L$  decreases by  $f(ab)$  while that of  $c_R$  increases by the same amount.)

This also explains the bounds in (1.11a): There is no guarantee that more than  $\#a$  particles are in  $c_L$ , or  $\#b$  particles in  $c_R$ , which puts limits on the number of particles that can cross the boundary.

### 1.2.4 Example: The Shift Rules

The shift rules are certainly the only number-conserving rules that everyone knows. They therefore serve as a good example how the theory of flows works in a concrete case.

A *shift rule* is one of the transition rules  $\hat{\sigma}^k$  for which

$$\hat{\sigma}(c)_i = c_{i-k} \tag{1.17}$$

for all  $c \in \Sigma^{\mathbb{Z}}$  and  $i \in \mathbb{Z}$ . It is the rule that moves all particles  $k$  cells to the right.

This translates easily into a flow function. If  $k \geq 0$ , then the function  $f: \Sigma^k \rightarrow \mathbb{Z}$  with  $f(a) = \#a$  is the flow function that belongs to  $\hat{\sigma}^k$ . It is a “left” flow function, analogous to the left transition rules, with  $r_1 = k$  and  $r_2 = 0$ . One can then check, via (1.10), that the function  $\sigma^k: \Sigma^{k+1} \rightarrow \Sigma$  with  $\sigma^k(a) = a_0$  is the transitions function that belongs to  $f$ . The case for  $k \leq 0$  is symmetric.

Later, in Theorem 3, we will see that the flow function that belongs to  $\hat{\sigma}^k$  is also a minimal flow.

## 1.3 Algorithmic Aspects

### 1.3.1 Computation of the Transition Rule

In order to experiment with number-conserving cellular automata, the definitions of Theorem 0 must be translated into a program. For my own experiments, I have used the following data structures:

- A class `MinFlow` which represents a minimal flow.

An object of this class stores the values  $a \in \Sigma^\ell$  and  $k \in \mathbb{Z}$  and can compute  $m(a, k)(b)$  for all  $b \in \Sigma^\ell$ .

- A class `FlowSum` which stores a non-empty set  $S$  of `MinFlow` objects. It can compute the flow  $F(b) = \bigvee_{f \in S} f(b)$  for all  $b \in \Sigma^\ell$ . For efficiency reasons, the set  $S$  must also be an *antichain* [2, Sect. 1.3], which means that there are no  $f, g \in S$  with  $f < g$ . It is clear that all flows can be realised with an  $S$  that is an antichain.
- A class `Rule` which stores a `FlowSum` object  $F$  and can compute

$$\#\varphi(u) = \#u_\ell + F(u_{0:\ell}) - F(u_{1:\ell}) \quad (1.18)$$

and therefore  $\varphi(u)$  for all  $u \in \Sigma^{\ell+1}$ .

It would look as if these classes could only compute  $\varphi$  for a left-side neighbourhood. But the two-sided flow functions  $m(a, a'; k)$  are constructed in such a way that  $m(a, a'; k)$  has the same local transition rule  $\varphi$  as  $m(aa', k)$ , and this is also true for the maximum of a set of such functions.

Therefore, to find the value of  $\varphi(b)$  for  $F = \bigvee_{i=1}^n m(a_i, a'_i; k)$ , it is enough to compute it from  $\bigvee_{i=1}^n m(a_i a'_i, k)$  with the data structures just shown.

For efficiency, it is better not to compute the values of the flow function and the transition rule each time they are needed. A `MinFlow` object should instead store the map  $b \mapsto m(a, k)(b)$  in memory, and a `SumFlow` object should store  $u \mapsto \varphi(u)$ . If  $\ell$  or  $C$  are large, these maps might become quite big, however. Then a “lazy” approach is useful, where these maps are initially empty and are only populated when a value is computed.

There remains the computation of the values of  $m(a, k)$ . Algorithm 1 shows a possibility. It uses the notation of Section 1.2.1.

### 1.3.2 Exploring the Rule Space

After implementing the transition rule algorithm, the next thing to do is finding interesting rules. This can be done with a variant of the mutation algorithm in Andrew Wuensche’s `ddlab` program [5, Sect. 32.5.4].

Wuensche’s algorithm modifies the local transition rule  $\varphi$  by changing its output for one randomly chosen neighbourhood. One explores the rule space by starting with an arbitrary rule and mutating it repeatedly until a rule with an interesting behaviour appears. In `ddlab`, it is also possible to step back to earlier rules if one is in a boring region of the rule space.

But this algorithm does not preserve number conservation. We need a new one that does this. It is an algorithm with two kinds of mutations and a method to choose one of them at random. The algorithm operates directly on `FlowSum` objects; it modifies the set  $S \subseteq \mathcal{F}_{\min}$  that represents flows of the form  $F = \bigvee_{f \in S} f$ .

We have then the following mutation algorithms:



**Algorithm 1:** Values of  $m(a, k)$ .

---

```

Input:  $a \in \Sigma^\ell$ ,  $k \in \mathbb{Z}$ ,  $b \in \Sigma^\ell$ 
Output:  $m(a, k)(b)$ 

val  $\leftarrow$  0
for u_len  $\in$   $\{0, \dots, \ell\}$  do
  for v_len  $\in$   $\{0, \dots, \ell - u\_len\}$  do
    w_len  $\leftarrow$   $\ell - u\_len - v\_len$ 
    v  $\leftarrow$   $a_{u\_len:v\_len}$ 
    w  $\leftarrow$   $a_{u\_len+v\_len:w\_len}$ 
    for u'_len  $\in$   $\{0, \dots, \ell - v\_len\}$  do
      if  $b_{u'_len:v\_len} = v$  then
        w'_len  $\leftarrow$   $\ell - u'_len - v\_len$ 
        w'  $\leftarrow$   $b_{u'_len+v\_len:w'_len}$ 
        new_val  $\leftarrow$   $k - \min(u\_len, u'_len) \times C - \#w - \#^c w'$ 
        val  $\leftarrow$   $\max(\text{val}, \text{new\_val})$ 
      end
    end
  end
end
return val

```

---

**Upward Mutation:** Choose a random  $a \in \Sigma^\ell$  and set  $k = F(a)+1$ . Replace  $S$  with  $S \cup \{m(a, k)\}$ , then simplify<sup>2</sup>  $S$ .

This is only possible if  $k \leq \#a$ , since otherwise  $m(a, k)$  is not a flow. In this case, the mutation is not successful.

**Downward Mutation:** Choose a random element  $m(a, k) \in S$  and replace  $S$  with  $S \setminus \{m(a, k)\} \cup \{m(a, k-1)\}$ , then simplify  $S$ .

This is only possible if  $k > 0$ , since otherwise  $m(a, k-1)$  is not a flow. In this case, the mutation is not successful.


**Mutation:** Try repeatedly and at random either an upward or a downward mutation until one of them succeeds.

The algorithm terminates because for every set  $S$ , either an upward or a downward mutation is always possible.

This mutation algorithm works well unless the values of  $\ell$  or  $C$  are large. Then the search stays for a long time in boring regions of the rule space where the evolution of the cellular automata looks chaotic with no discernible features.

When searching, it is good to vary the initial particle density from time to time: Number-conserving cellular automata have often strongly differing behaviour at different particle densities (Figure 1.3). One should also switch between equivalent transition rules: Patterns that appear in the evolution of one variant may not be visible with another variant of the same rule.

<sup>2</sup> Simplification will be described below in Section 1.3.3.



**Fig. 1.3** Different densities, with a “crystalline” rule.

One can see this as the transition from a “solid” state to a “gaseous” state, with two images of the “liquid” state in between. Could there be a meaningful thermodynamics for number-conserving cellular automata?

*Parameters:*  $C = 3$ ,  $f = m(01, 0; 1) \vee m(03, 0; 2) \vee m(11, 0; 1) \vee m(13, 0; 2) \vee m(30, 0; 1) \vee m(30, 1; 1) \vee m(31, 0; 1) \vee m(33, 3; 2)$ . Top left:  $\delta = (0.4, 0.32, 0.32, 0.32)$ , top right:  $\delta = (0.25, 0.25, 0.25, 0.25)$ , bottom left:  $\delta = (0.49, 0.17, 0.17, 0.17)$ , bottom right:  $\delta = (0.82, 0.06, 0.06, 0.06)$ .

Finally it is useful if besides the general mutation command, one has explicit commands for upward and downward mutations. They help to move the search out of uninteresting regions.

All number-conserving rules in the illustrations were found with these methods.

### 1.3.3 Simplification and Comparison

What remains to describe is the simplification process. The *simplification* of a set  $S \subseteq \mathcal{F}$  is the smallest set  $S' \subseteq S$  such that  $\bigvee_{f \in S'} f = \bigvee_{f \in S} f$ . It is easy to see that

$$S' = \{ f \in S : \nexists g \in S : f < g \} \quad (1.19)$$

and that  $S'$  therefore is an antichain, as required in the definition of  $\text{FlowSum}$ . The only problem, from an algorithmic viewpoint, is the comparison  $f < g$ .

If we were to compare  $f$  and  $g$  directly according to (1.13), we would have to compare  $f(a)$  and  $g(a)$  for all  $a \in \Sigma^\ell$ , that are  $(C+1)^\ell$  comparisons. But in case of the mutation algorithm, we always compare minimal flows. And then there is a faster method, as the following theorem shows.

**Theorem 1 (Comparison).** *Let  $m(a, j)$  and  $m(b, k)$  be two minimal flows. Then*

$$m(a, j) \leq m(b, k) \quad \text{iff} \quad m(a, j)(a) \leq m(b, k)(a). \quad (1.20)$$

*Proof.* We set  $f_a = m(a, j)$  and  $f_b = m(b, k)$ . Then the theorem states that  $f_a \leq f_b$  if and only if  $f_a(a) \leq f_b(a)$ .

First we assume that  $f_a(a) \leq f_b(a)$ . From (1.14) now follows that

$$\begin{aligned} f_a = m(a, \epsilon; j) &= \bigwedge \{g \in \mathcal{F} : g(a) \geq j\} \\ &= \bigwedge \{g \in \mathcal{F} : f_a(a) \leq g(a)\} \end{aligned} \quad (1.21)$$

and that if  $f_a(a) \leq g(a)$ , then  $f_a \leq g$ . Replacing  $g$  with  $f_b$ , we then can conclude that from  $f_a(a) \leq f_b(a)$  follows  $f_a \leq f_b$ . This proves one direction of the theorem.

For the other direction, we notice that there are three possibilities for the relation between  $f_a$  and  $f_b$ : We might have  $f_a(a) \leq f_b(a)$  and therefore  $f_a \leq f_b$ , or  $f_b(b) \leq f_a(b)$  and therefore  $f_b \leq f_a$ . If none of this is true, we must have  $f_a(a) > f_b(a)$  and  $f_b(b) > f_a(b)$ ; then  $f_a$  and  $f_b$  are incomparable. This shows that  $f_a \leq f_b$  can only happen if  $f_a(a) \leq f_b(a)$ .

Therefore, the simplification algorithm has the form: For all  $m(a, j)$  and  $m(b, k) \in S$  with  $j \leq m(b, k)(a)$ , remove  $m(a, j)$  from  $S$ .

## 1.4 The Lattice of Flow Functions

Due to the complexity of the formula (1.15b) for  $m(a, k)$ , it is not that simple to get information about the lattice  $\mathcal{F}(\ell, C)$ , but some results exist.

**Theorem 2 (Bounds).** *We have*

$$k - \#^c b \leq m(a, k)(b) \leq k \quad (1.22)$$

for all  $m(a, k) \in \mathcal{F}(\ell, C)$  and  $b \in \Sigma^\ell$ .

*Proof.* By (1.15),  $m(a, j)(b)$  is in essence the minimum of terms of the form  $k - \min\{|u|, |u'|\} - \#w - \#^c w'$ , where only non-negative terms are subtracted from  $k$ . This proves the upper bound.

For the lower bound, we set  $u = a$ ,  $v = w = u' = \epsilon$  and  $w' = b$  in (1.15b) and get

$$\begin{aligned} m(a, k)(b) &\geq k - \min\{|u|, |u'|\} - \#w - \#^c w' \\ &= k - 0 - 0 - \#^c b \end{aligned} \tag{1.23}$$

as result.

We could in a similar way, by setting  $u = v = w' = \epsilon$ ,  $w = a$  and  $u' = b$ , derive the inequality  $m(a, k)(b) \geq k - \#a$ , but it is useless: It brings no improvement over the already existing bound  $m(a, k)(b) \geq 0$  because we know from Theorem 0, item 4, that  $k \leq \#a$ .

But at least Theorem 2 allows us to evaluate  $m(a, k)$  completely in a very simple case. The following theorem formalises a statement that already occurred in [4].

**Theorem 3 (Flows of shift rules).** *The function  $m(\pi_C^\ell, \ell C)$  is the flow for the shift rule  $\hat{\sigma}^\ell$ .*

Note that  $\pi_C^\ell$  is the neighbourhood that consists of  $\ell$  completely filled cells and that  $\ell C$  is its particle content.

*Proof.* As we have seen in Section 1.2.4, the flow function for  $\hat{\sigma}^\ell$  maps any  $b \in \Sigma^\ell$  to  $\#b$ .

To prove this, we derive from (1.22) the inequality

$$\ell C - \#^c b \leq m(\pi_C^\ell, \ell C)(b) \leq \#b, \tag{1.24}$$

which is equivalent to  $m(\pi_C^\ell, \ell C)(b) = \#b$ , as required.

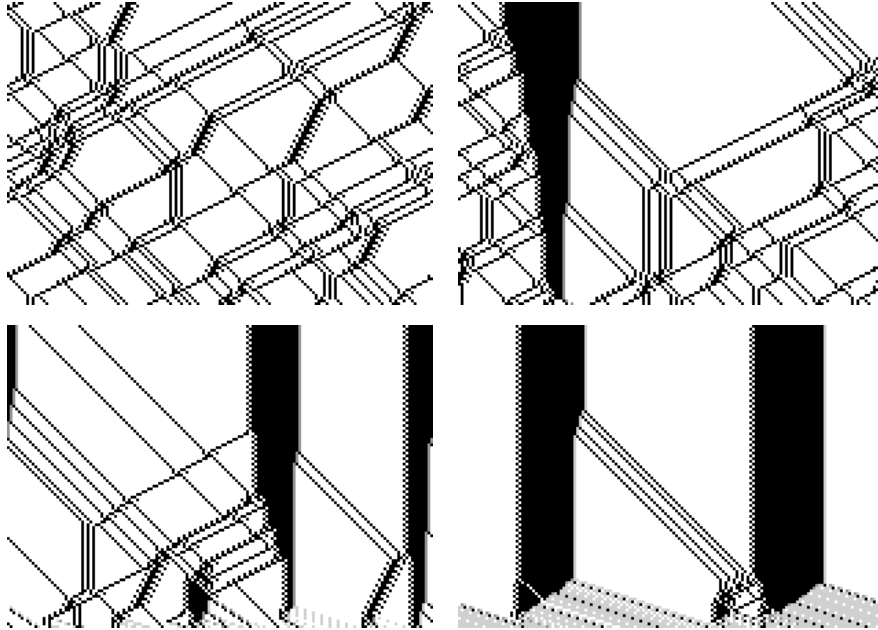
This then means that  $m(\pi_C^\ell, \ell C)$  is the maximal element in  $\mathcal{F}(\ell, C)$ : It is the function that for every argument  $b$  takes the highest possible value,  $\#b$ . The minimal element of  $\mathcal{F}(\ell, C)$  is, trivially, the “non-flow” function  $m(\pi_0^C, 0)$ , which for every argument takes the value 0.

What else can be said about the lattices  $\mathcal{F}(\ell, C)$ ? We have already seen in [4, Sect. 8] that  $\mathcal{F}(\ell, C)$  is not a linear order and contains incomparable elements, at least for large enough  $\ell$ . And there is also an isomorphic embedding from  $\mathcal{F}(\ell, C)$  to every lattice  $\mathcal{F}(\ell, nC)$ . The idea behind it is to replace each particle in the original with  $n$  particle in the transformed automaton and to adapt the transition rules appropriately.

**Theorem 4 (Embedding).** *For every  $n > 0$  exists an injective lattice homomorphism  $e: \mathcal{F}(\ell, C) \rightarrow \mathcal{F}(\ell, nC)$  and a state embedding function  $\eta: \Sigma_C^* \rightarrow \Sigma_{nC}^*$  such that*

$$e(f)(\eta(b)) = nf(b) \tag{1.25}$$

for all  $f \in \mathcal{F}(\ell, C)$  and  $b \in \Sigma_C^*$ .



**Fig. 1.4** Theorem 4 and the “staircase” rule.

*Top left:* A cellular automaton with capacity 1 and an interesting particle structure. *Parameters:*  $C = 1$ ,  $f = m(101, 001; 1) \vee m(010, 110; 1) \vee m(011, 000; 2) \vee m(011, 101; 1) \vee m(110, 011; 1)$ ,  $\delta = (0.8, 0.2)$ .

*Top right:* Simulation of this automaton with capacity 3, very slightly disturbed. The growing black wedges have at the right side a cell with two particles, a defect that does not go away. *Parameters:*  $C = 3$ ,  $f = m(303, 003; 3) \vee m(030, 330; 3) \vee m(033, 000; 6) \vee m(033, 303; 3) \vee m(330, 033; 3)$ ,  $\delta = (0.79, 0, 0.02, 0.19)$ .

*Bottom left:* If ones adds more disturbances, the time to organise the particles into 3-blocks grows.  $\delta = (0.64, 0.2, 0.01, 0.14)$

*Bottom right:* With a greater number of  $\pi_1$  cells, the unorganised phase persists longer. For many random choices of the initial configuration, no interaction occurs.  $\delta = (0.16, 0.8, 0, 0.03)$ .

*Proof.* We set  $\eta(\pi_{i_1} \dots \pi_{i_k}) = \pi_{ni_1} \dots \pi_{ni_k}$  for all finite strings  $\pi_{i_1} \dots \pi_{i_k}$ . The map  $e$  is defined on minimal flows via

$$e(m(a, k)) = m(\eta(a), nk) \quad (1.26)$$

and then extended to arbitrary flows.

To show that this construction is valid, we evaluate conditions (1.15) for  $e(m(a, k))(\eta(b))$  and show that they always request a value that is  $n$  times as much as the value requested by the same conditions for  $m(a, k)(b)$ .

Condition (1.15a) is trivial. From (1.15b), we get

$$\begin{aligned}
e(m(a, k))(\eta(b)) &= m(\eta(a), nk)(\eta(b)) \\
&\geq nk - \min\{|\eta(u)|, |\eta(u')|\}nC - \#\eta(w) - \#^c\eta(w') \\
&= n(k - \min\{|u|, |u'|\} - \#w - \#^c w'), \tag{1.27}
\end{aligned}$$

which together is enough to prove that  $e(m(a, k))(\eta(b)) = nm(a, k)(b)$ .

This means that  $e$  preserves the ordering between the minimal flows and that it indeed can be extended to an injective lattice homomorphism on  $\mathcal{F}(\ell, C)$ .

This homomorphism makes it possible to simulate every number-conserving with capacity  $C$  by one with capacity  $nC$ . In the simulation, every cell in the simulating automaton contains a number of particles that is divisible by  $n$ . But what happens when we start the “simulation” from an initial configuration in which the number of particles per cell is unrestricted?

A similar question arose in [1]. There, the simulating cellular automaton operated on configurations in which each cell of the original automaton was replaced with a block of  $n$  adjacent equal cells. And, for totalistic rules, the cells of an unrestricted initial configuration evolved into blocks of  $n$  cells, with some defects in between.

This lets one expect that in our case, most of the cells will soon contain a multiple of  $n$  particles, again with some defects. Figure 1.4 supports this.

Finally, there is a strange relation – a kind of reciprocity law – that directly follows from the definition of  $m(a, k)$ . To express it, we define the *complement* of a string  $a = \pi_{i_1} \dots \pi_{i_k}$  as  $\bar{a} = \pi_{C-i_1} \dots \pi_{C-i_k}$ . Then we have the following theorem:

**Theorem 5 (Reciprocity).** *Let  $m(a, k) \in \mathcal{F}(\ell, C)$  and  $b \in \Sigma^\ell$ . Then*

$$m(a, k)(b) = m(\bar{b}, k)(\bar{a}). \tag{1.28}$$

*Proof.* When switching to complements in (1.15b), the operators  $\#$  and  $\#^c$  effectively change their roles, and this makes the switch from  $a$  and  $b$  to  $\bar{b}$  and  $\bar{a}$  possible.

The effect of this relation is especially interesting if we apply it to an arbitrary flow  $F = \bigvee_{i=1}^n m(a_i, k)$ , because then we have

$$F(b) = \bigvee_{i=1}^n m(\bar{b}, k)(\bar{a}_i). \tag{1.29}$$

This equation tells us that the evaluation of an arbitrary flow function  $F$  at a neighbourhood  $b$  can also be achieved by evaluation of a single minimal flow,  $m(\bar{b}, k)$ , but at several different neighbourhoods. What follows from this relation is however unclear.

## References

1. N. Boccara and M. Roger. Block transformations of one-dimensional deterministic cellular automaton rules. *Journal of Physics A*, 24(8):1849, 1991.
2. B. A. Davey and H. A. Priestley. *Introduction to Lattices and Order*. Cambridge University Press, Second edition, 2002.
3. Bruno Durand, Enrico Formenti, and Zsuzsanna Róka. Number-conserving cellular automata I: decidability. *Theoretical Computer Science*, 299:523–535, 2003.
4. Markus Redeker. Number conservation via particle flow in one-dimensional cellular automata. *Fundamenta Informaticae*, 187(1):31–59, 2022.
5. Andrew Wuensche. *Exploring Discrete Dynamics*. Luniver Press, Frome, United Kingdom, November 2018 online edition, 2018.