

Size distributions in irreversible particle aggregation

Klavs Hansen^{1,*}

¹*Center for Joint Quantum Studies and Department of Physics, School of Science, Tianjin University,
92 Weijin Road, Tianjin 300072, China*

(Dated: Wednesday 10th January, 2024, 03:23)

The aggregation of particles in the free molecular regime is determined approximately for situations with a high degree of translational energy equilibration. The mean particle sizes develop linearly in time. Scaling relations are used to derive a linear partial differential equation which is solved to show that the size distributions are close to log-normal asymptotically in time.

MOTIVATION

The growth of particles by irreversible molecular accumulation and cluster-cluster aggregation in a closed system in quasi-equilibrium is governed by the aggregation Schmoluchowski equations [1]. The equations have gained renewed interest with the appearance of nanoparticles as technologically interesting species. With their strongly size-dependent properties [2], control and knowledge of size distributions and the factors that determine them therefore become of prime interest. A good understanding of the growth of particles is likewise highly relevant for a quantitative description of the kinetics of atmospheric nucleation, in parallel to thermodynamic quasi-equilibrium descriptions [3–5]. Similarly, it is essential for the technological applications where, for example, time-dependent kernels have been suggested to engineer 3d printing for medicine [6].

The present work aims to provide solutions to the equations under the conditions characterized as the free molecular regime [7]. The general approach here is that of mean field theory where, at a given time, a single concentration for each particle size describes both the state of the system and the growth of the particles. This disregards the fluctuations that must be inherent in the stochastic processes described by the Smoluchowski equations [8, 9]. On general grounds we must expect fluctuations to influence the solutions at most to second order in their relative values, although this is not guaranteed (see ref. [7] and references therein). Including fluctuations will have the strongest consequences for the low-intensity clusters.

As has been discussed extensively by Brilliantov and collaborators [10, 11], ballistic aggregation implies a time development of the rate coefficients (kernels) that enter the equations. The choice made here corresponds to a sufficiently large scattering cross section of the aggregating particles or, equivalently, to a small fraction of merging collisions. Scattering will occur due to the long range inter-particle forces, for simplicity assumed to be elastic, following [10].

The analysis will focus on the bulk part of the size distributions, with no attempt to describe the extremes of the distribution, far beyond the average sizes, i.e. the

concentrations for $N \gg \bar{N}$ or $N \ll \bar{N}$. Although these are of obvious interest for, e.g. size distributions of particles in connection with planetary growth [12, 13], the focus here is on systems of limited volume and particle numbers. For these, descriptions in terms of homogeneous densities are less than rigorous, and they are some of the systems for which the extreme, low abundance parts of the size distributions become most uncertain. Such systems include as prime examples the production of clusters and nanoparticles in sources where aggregation takes place in regions limited in both time and space.

The results from a number of experimental studies of cluster production have shown results similar to those reported here, dating from the early days of cluster science to the present, even if authors do not always interpret the experimental results in terms of the log-normal distribution derived here, or discuss the distributions at all. References [14–20] provide a few examples of apparently log-normal distributions for some different clustering materials.

A few different kernels (the a 's in Eq.(1) below) are known to lend themselves to exact, closed form solutions. Of special interest here is the solution for the size-independent kernel used by Smoluchowski, which yields a single exponential decay. It will also be a potential solution to the equations here, together with the log-normal distribution. Which of the two possibilities will be realized will be determined in a delicate manner by the form of the kernels. It should be mentioned that other theoretical works have found log-normal distributions, see e.g. ref. [21], although the processes described are significantly different from those described in the present work.

FUNDAMENTAL EQUATION AND KERNELS

The time development of an irreversibly aggregating particle distribution is described by the coupled ordinary differential equations

$$\frac{dc_N}{dt} = \sum_{i=1}^{N-1} \frac{a_{i,N-i}}{2} c_i c_{N-i} - \sum_{i=1}^{\infty} a_{i,N} c_N c_i, \quad (1)$$

where c_i denotes the concentrations of particle size i . The first term describes the formation of particle size N by fusion of two particles of sizes $N - i$ and i . Ranging over all values of i requires the factor $1/2$ to compensate for double-counting. The second term describes the losses due to the formation of larger particles from size N . The kernels, $a_{i,j}$, are defined by the physical situation, but we can assume without any further justification that they are symmetric in their indices, $a_{i,j} = a_{j,i}$.

The situation described by the equations is somewhat idealized. It will for example not consider the bottleneck caused by the need for a three-body collision for creating a stable dimer in the absence of internal degrees of freedom that can be excited, i.e., for nucleation of atomic species at ambient conditions. The equations do not include bouncing collisions, fragmentation, or shattering. The collision energies are assumed to be so low that these processes do not happen. Low energy collisions could potentially be non-sticking in the presence of an attachment barrier. This possibility will be disregarded here, as such barriers are rarely seen outside the realm of chemical bond formation. Finally, we note that the requirement of elastic scattering collisions must be relaxed during the initial phases of aggregation, in order to carry away the heat of formation of the particles. At later stages, the surface energies provide the heat of fusion, and this varies as the monomer binding energy with size, with $N^{2/3}$ to be specific. The evaporation rates are essentially determined by the monomer binding energy divided by the energy per degree of freedom and the parallel variations of the heating and stability will therefore not cause an upper limit to the application of the equations here.

The equations obey total particle number conservation. It follows from a rewrite of the first term on the right-hand side of the equation. The summations over i are diagonal in an N, i diagram and the summation over N adds up these to cover the whole plane. The double sum can be resolved into a summation along the N -axis and one along the i -axis, with coefficients N and i :

$$\begin{aligned} & \sum_{N=1}^{\infty} N \sum_{i=1}^{N-1} \frac{a_{i,N-i}}{2} c_i c_{N-i} \\ &= \frac{1}{2} \left(\sum_{N=1}^{\infty} N \sum_{i=1}^{\infty} a_{i,N} c_i c_N + \sum_{i=1}^{\infty} i \sum_{N=1}^{\infty} a_{N,i} c_N c_i \right), \end{aligned} \quad (2)$$

which cancels the last sum in the expression.

The choice of the physical situation gives the following kernels:

$$a_{i,j} = \sigma_{i,j} v_{i,j} = \pi r_1^2 \left(i^{1/3} + j^{1/3} \right)^2 \left(\frac{i+j}{ij} \frac{8T}{\pi m_1} \right)^{1/2}. \quad (3)$$

Boltzmann's constant has been set to unity (if needed, make the change $T \rightarrow k_B T$). The geometric capture cross section assumed is calculated with the sum of the

radii of the two colliding particles. The radii are proportional to the cube root of the particle number, reflecting a constant density for all sizes. This is obviously also a physical assumption, but it agrees with the experience from measurements of cluster ion mobilities. The relative speed in the square root is the average relative thermal speed of the particles in thermal equilibrium at temperature T , calculated as the value for a single particle with the reduced mass [22].

The temperature in the kernels thus refers to the translational effective temperature. Internal temperatures, such as those associated with vibrational motion, do not need to conform to this requirement as long as the aggregation is irreversible. The temperature depends on time, as analyzed in detail in refs. [10, 11] which provide equations for the time development derived from the classical (non-quantal) Boltzmann equation describing the development of energy distributions. Provided the translational temperature is size-independent, which will be assumed here, the time dependence can be incorporated into the kernels. This assumption corresponds to the situations where particle collisions occur with only a small fraction of fusing collisions. In other words, we will assume that the time development can be parametrized by a simple rescaling of the physical time, in addition to the standard scaling of the time used to cast it into a dimensionless form.

The parameter q , defined as

$$q \equiv \pi r_1^2 \left(\frac{8T}{\pi m_1} \right)^{1/2}, \quad (4)$$

has dimension volume per time, and clearly depends only on the aggregating material and the temperature. The latter will be time-dependent, as argued, and the scaled time therefore not simply proportional to time. Together with the total monomer concentration it is used to rewrite the equations in dimensionless form. For this purpose, it is convenient to use the quantity c_0 , which is defined as the reciprocal of the volume that contains a single monomer, bound or not. The scaled time is then defined as

$$\tau \equiv t/qc_0. \quad (5)$$

This all gives the kernels the form

$$a_{i,j} = \left(i^{1/3} + j^{1/3} \right)^2 \left(\frac{i+j}{ij} \right)^{1/2}. \quad (6)$$

The scaling of the concentration means that the total particle number is normalized to unity:

$$\sum_{i=1}^{\infty} N c_N = 1. \quad (7)$$

TIME DEVELOPMENT OF MEAN SIZE

A number of results on both mean sizes and scaling of distributions have been derived previously, see e.g. refs. [23, 24]. The present section serves to establish the numerical values of the coefficient multiplying the dependence of the mean size on the scaled time and to illustrate the quality of the approximations that provide the coefficient by comparison with numerically calculated values.

The average particle size is

$$\bar{N} = \frac{\sum_{N=1}^{\infty} N c_N}{\sum_{N=1}^{\infty} c_N} = \frac{1}{\sum_{N=1}^{\infty} c_N}, \quad (8)$$

with the time derivative

$$\frac{d\bar{N}}{d\tau} = -\frac{1}{(\sum_{N=1}^{\infty} c_N)^2} \sum_{N=1}^{\infty} \frac{dc_N}{d\tau} = -\bar{N}^2 \sum_{N=1}^{\infty} \frac{dc_N}{d\tau}. \quad (9)$$

For the right-hand side derivatives, the Smoluchowski equation is used. Inserting it gives

$$\frac{d\bar{N}}{d\tau} = -\bar{N}^2 \sum_{N=1}^{\infty} \left(\sum_{i=1}^{N-1} \frac{1}{2} a_{i,N-i} c_i c_{N-i} - \sum_{i=1}^{\infty} a_{i,N} c_N c_i \right). \quad (10)$$

To perform the sums, we first note that they are essentially identical. This is seen from

$$\sum_{N=1}^{\infty} \sum_{i=1}^{N-1} a_{i,N-i} c_i c_{N-i} = \sum_{N=1}^{\infty} \sum_{i=1}^{\infty} a_{i,N} c_i c_N. \quad (11)$$

The derivative therefore simplifies to

$$\frac{d\bar{N}}{d\tau} = \bar{N}^2 \sum_{N=1}^{\infty} \sum_{i=1}^{\infty} \frac{1}{2} a_{i,N} c_i c_N. \quad (12)$$

Up to this point the results hold for any set of kernels.

The expression now needs to be approximated. For this purpose, we note that the a 's are slowly varying functions when neither of the two indices is very small. We therefore use the approximation.

$$a_{i,N} \approx a_{\bar{N},\bar{N}} = 4\sqrt{2} \bar{N}^{-1/6}. \quad (13)$$

Hence

$$\frac{d\bar{N}}{d\tau} = \frac{1}{2} 4\sqrt{2} \bar{N}^{-1/6} \bar{N}^2 \sum_{N=1}^{\infty} \sum_{i=1}^{\infty} c_i c_N. \quad (14)$$

The two sums in this expression decouple and are both equal to $1/\bar{N}$ by Eq. (8). This gives

$$\frac{d\bar{N}}{d\tau} = 2\sqrt{2} \bar{N}^{1/6}. \quad (15)$$

It is quite remarkable that this result is obtained without any knowledge about the distribution. Only the relation Eq. (13) is required. Clearly, other kernels with similar properties can be analyzed similarly.

The time development is then simply

$$\bar{N} = \left(\frac{5\sqrt{2}}{3} \tau + \tau_0 \right)^{6/5}. \quad (16)$$

In order to convert this into a dependence on the physical time, the dependence of τ on temperature is used. The result from ref. [10] is, with the notation used here and considering Eq.(8),

$$\frac{T}{T(0)} = \bar{N}^{-1/3}. \quad (17)$$

This gives the linear time dependence

$$\bar{N} = \frac{5\sqrt{2}}{3c_0 r_1^2 \sqrt{\frac{8\pi T(0)}{m_1}}} t + \bar{N}(0). \quad (18)$$

As this is close to the scaled time dependence, that will be used in the following.

It is instructive to compare the calculated value in Eq.(17) with a simple estimate based on mean values. Approximating the derivatives in $dT/d\bar{N}$ with the changes in one collision of two particles of mean sizes \bar{N} , one has

$$\frac{dT}{d\sum_i c_i} \approx \frac{-\frac{1}{4}T}{-\frac{1}{2}\sum_i c_i} = \frac{1}{2} \frac{T}{\sum_i c_i}. \quad (19)$$

This is remarkably close to the result in Eq.(17) with the only difference being the replacement of $1/3$ by $1/2$.

The approximate derivation of the time dependence of the mean size on time suggests that a check with a numerical simulation is appropriate. The numerical integration of the coupled differential equations shown in Fig. 1 started with monomers at $\tau = 0$, which fixes τ_0 to be 1. The expected growth of the mean size with a power slightly above unity is confirmed by the simulations, and the power of $6/5$ on the scaled time is reproduced fairly well. The difference from the predicted value in Eq.(16) is a deviation from the predicted multiplicative factor of 16 %.

Similar relations for the asymptotic forms have been established previously by other means (see e.g. [23]). The agreement of the result here with those and the numerical calculations lends confidence in the applicability of Eq.(13).

SCALING PROPERTIES

The scaling properties of the solutions for different kernels and initial conditions have been discussed extensively in refs. [24, 25]. This section shows that the scaling

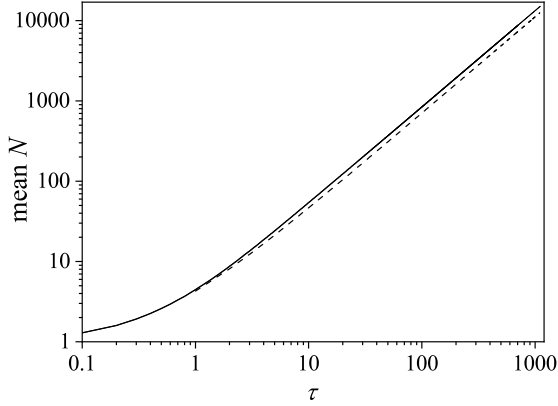


FIG. 1. Numerically simulated (full line) and approximate (dotted line) mean particle sizes for the aggregation-only Smoluchowski equations.

is indeed consistent with the kernels used and that the mean sizes calculated previously are likewise consistent with scaling. It also demonstrates a separation of time and N/\bar{N} variables which suggest that a partial differential equation can be established. This is accomplished in the section that follows.

The kernels used in the equations here accommodate scaled solutions on the form

$$c_N = \frac{1}{\bar{N}^2} \tilde{c} \left(\frac{N}{\bar{N}} \right), \quad (20)$$

where the reciprocal square of the mean size accounts for mass conservation and the scaling size can be taken as the mean size, \bar{N} , without loss of generality.

The scaling does not determine the scaled abundances \tilde{c} *per se* but provides a useful tool for their determination. The rate of change of each concentration is

$$\begin{aligned} \frac{\partial c_N}{\partial \tau} &= -2 \frac{\dot{\bar{N}}}{\bar{N}^3} \tilde{c} \left(\frac{N}{\bar{N}} \right) - \frac{N \dot{\bar{N}}}{\bar{N}^4} \tilde{c}' \left(\frac{N}{\bar{N}} \right) \\ &= \frac{\dot{\bar{N}}}{\bar{N}^3} \left(-2 \tilde{c} \left(\frac{N}{\bar{N}} \right) - \frac{N}{\bar{N}} \tilde{c}' \left(\frac{N}{\bar{N}} \right) \right) \\ &\equiv \frac{\dot{\bar{N}}}{\bar{N}^3} f \left(\frac{N}{\bar{N}} \right), \end{aligned} \quad (21)$$

where \tilde{c}' indicates the derivative with respect to the argument. As indicated, f is a function of N/\bar{N} only, and its prefactor only of time (and the initial conditions).

The time derivative is also equal to

$$\begin{aligned} \frac{\partial c_N}{\partial \tau} &= \sum_{i=1}^{N-1} \frac{1}{2} a_{i,N-i} c_i c_{N-i} - \sum_{i=1}^{\infty} a_{i,N} c_N c_i \quad (22) \\ &\approx \frac{1}{2} \int_0^N a_{i,N-i} c_i c_{N-i} di - c_N \int_0^{\infty} a_{i,N} c_i di \end{aligned} \quad (23)$$

The kernels are homogeneous functions with exponent $1/6$:

$$a_{\alpha i, \alpha j} = \alpha^{1/6} a_{i,j}. \quad (24)$$

Use of this together with the scaling in Eq. (20) for the concentrations allows Eq. (22) to be written, with $y \equiv N/\bar{N}$, as:

$$\begin{aligned} \frac{dc_N}{d\tau} &\approx \bar{N}^{-17/6} \times \quad (25) \\ &\left[\frac{1}{2} \int_0^{N/\bar{N}} a_{x,y-x} \tilde{c}_x \tilde{c}_{y-x} dx - \tilde{c}_y \int_0^{\infty} a_{x,y} \tilde{c}_x dx \right]. \end{aligned}$$

The right-hand side is a product of $\bar{N}^{-17/6}$ and a function of N/\bar{N} . For notational simplicity, it will be denoted by g :

$$\frac{dc_N}{d\tau} \approx \bar{N}^{-17/6} g \left(\frac{N}{\bar{N}} \right). \quad (26)$$

Equating Eqs. (21, 26) gives

$$\frac{\dot{\bar{N}}}{\bar{N}^{17/6}} = \frac{g \left(\frac{N}{\bar{N}} \right)}{f \left(\frac{N}{\bar{N}} \right)}, \quad (27)$$

As the left-hand side of this equation does not depend on N and the right-hand side not on time, a separation of variables has been achieved. The separation constant has already been calculated in Eq. (15) to be $2\sqrt{2}$. Notably, the specific kernel is manifested only in the power $1/6$. Other kernels will give analogous results with different powers, provided that they are 1) slowly varying with size, and 2) homogeneous functions with the power less than unity to avoid gelation [26].

SOLUTION WITH THE SCALED ABUNDANCES

The scaling properties of the solutions will first be used to establish a partial differential equation for \tilde{c} . The partial derivative of the function with respect to time is, with Eq.(20), equal to

$$\frac{\partial c_N}{\partial \tau} = -2 \frac{\dot{\bar{N}}}{\bar{N}^3} \tilde{c} \left(\frac{N}{\bar{N}} \right) - \frac{N \dot{\bar{N}}}{\bar{N}^4} \tilde{c}' \left(\frac{N}{\bar{N}} \right) \quad (28)$$

The derivative with respect to size is

$$\frac{\partial c_N}{\partial N} = \frac{1}{\bar{N}^3} \tilde{c}' \left(\frac{N}{\bar{N}} \right). \quad (29)$$

Substituting this equation into the previous and using

$$\frac{d\bar{N}}{d\tau} = \frac{6}{5} \frac{\bar{N}}{\tau} \quad (30)$$

gives us

$$\begin{aligned} \frac{\partial c_N}{\partial \tau} &= -\frac{6}{5\tau} \left(2c_N + N \frac{\partial c_N}{\partial N} \right) \\ &\Downarrow \\ \frac{\partial \ln(c_N)}{\partial \ln \tau} &= -\frac{6}{5} \left(2 + \frac{\partial \ln(c_N)}{\partial \ln N} \right). \end{aligned} \quad (31)$$

The coefficient $6/5$ arises as $1/(1-p)$, where p is the order of the homogeneous kernels.

Inspection shows that two types of functions solve the equation. One is the pure exponential,

$$c_N = \bar{N}^{-2} e^{-N/\bar{N}}. \quad (32)$$

The other is a (slightly modified) log-normal function:

$$c_N = a \bar{N}^{-2} \exp\left(-\frac{1}{2s^2} (\ln(N) - \ln(N_0))^2\right). \quad (33)$$

We note that Eq. (31) also holds for constant kernels, provided that the factor $6/5$ is replaced by unity, consistent with it being a coefficient derived from the time development.

The analysis so far does not provide the criterion for choosing either of these two forms of solutions. The choice is made by a heuristic consideration of the time development of the monomer concentration. From Eq. (22) we have

$$\frac{dc_1}{d\tau} = -c_1 \sum_{i=1}^{\infty} a_{i,1} c_i. \quad (34)$$

For size-independent kernels the time dependence of the monomer at long times is

$$c_1 \propto \tau^{-2}. \quad (35)$$

A comparison with Eq. (32) identifies the solution for these kernels with the exponential form, consistent with Smoluchowski's solution. Alternatively, application of Eq. (34) with the kernels of Eq. (6) gives

$$\begin{aligned} \frac{dc_1}{d\tau} &= -c_1 \sum_{i=1}^{\infty} (i^{1/3} + 1)^2 \left(\frac{i+1}{i}\right)^{1/2} c_i \\ &\approx -c_1 \sum_{i=1}^{\infty} i^{2/3} c_i \end{aligned} \quad (36)$$

where the approximation refers to long times where $\langle i \rangle \gg 1$. We approximate the sum as

$$\sum_{i=1}^{\infty} i^{-1/3} i c_i \approx \bar{N}^{-1/3} \sum_{i=1}^{\infty} i c_i = \bar{N}^{-1/3}. \quad (37)$$

With the known time dependence of the mean size, the monomer concentration becomes, at long times where we can ignore τ_0 , equal to

$$c_1 \propto \exp\left(-\alpha \tau^{3/5}\right), \quad (38)$$

with

$$\alpha \equiv \left(\frac{5}{3}\right)^{3/5} 2^{-1/5} = 1.18... \quad (39)$$

Clearly, this is not consistent with the exponential solution and we can therefore assign the log-normal distributions to the physical kernels of interest here.

The constants of integration a, s and N_0 in Eq.(33) are related due to mass conservation and the known time dependence of the mean size. Replacing summation with integration, mass conservation yields

$$a = \frac{\bar{N}^2}{N_0^2} \frac{1}{s\sqrt{2\pi}} e^{-2s^2}. \quad (40)$$

The reciprocal of the mean size is calculated similarly. With the value of a known it is calculated to

$$\bar{N}^{-1} = \sum_{N=1}^{\infty} c_N = N_0^{-1} e^{-3s^2/2}. \quad (41)$$

Hence the average size is larger than the peak value of the size distribution by the factor $\exp(3s^2/2)$:

$$\frac{\bar{N}}{N_0} = e^{3s^2/2}. \quad (42)$$

Inserting this into the result for a gives

$$a = \frac{1}{s\sqrt{2\pi}} e^{s^2}. \quad (43)$$

The peak value size, N_0 , varies with time as \bar{N} , i.e. as $\tau^{6/5}$, consistent with the scaling properties of the solution. In particular, we have that

$$\frac{\dot{\bar{N}}}{\bar{N}} = \frac{\dot{N}_0}{N_0}. \quad (44)$$

To find the width of the distribution, represented by s , we calculate the time derivative of the peak size, N_0 , with both the scaled solution containing the unknown s and with the Smoluchowski equation. From the scaled expression in Eq. (33) we have

$$\dot{c}_{N_0} = -2a \frac{\dot{\bar{N}}}{\bar{N}} \bar{N}^{-2} = -4\sqrt{2}a \bar{N}^{-17/6}, \quad (45)$$

where use was made of Eq. (44) and the known time dependence of \bar{N} . The derivative calculated with the Smoluchowski equation is:

$$\dot{c}_{N_0} = \frac{1}{2} \sum_{i=1}^{N_0-1} a_{N_0-i,i} c_{N_0-i} c_i - c_{N_0} \sum_{i=1}^{\infty} a_{N_0,i} c_i. \quad (46)$$

In the second term, we approximate the size dependence of the kernels with the replacement $i \rightarrow \bar{N}$. The remaining sum is then known and given by $1/\bar{N}$, making this

term approximately equal to $-c_{N_0} a_{N_0, \bar{N}} / \bar{N}$. After inserting the expression for c_{N_0} from the scaled solution, Eq. (33), the term becomes:

$$-c_{N_0} \sum_{i=1}^{\infty} a_{N_0, i} c_i \approx -a \bar{N}^{-3} a_{N_0, \bar{N}}. \quad (47)$$

The known relation between mean and peak values allows us to express the loss term as

$$\begin{aligned} & -c_{N_0} \sum_{i=1}^{\infty} a_{N_0, i} c_i \approx \\ & -a \bar{N}^{-17/6} \left(1 + e^{-s^2/2}\right)^2 \left(1 + e^{3s^2/2}\right)^{1/2}. \end{aligned} \quad (48)$$

The gain term in Eq. (46), which is a self-convolution of the abundances, is calculated with a saddle point expansion of the scaled solutions:

$$\begin{aligned} & \frac{1}{2} \sum_{i=1}^{N_0-1} a_{N_0-i, i} c_{N_0-i} c_i \\ & \approx a \bar{N}^{-17/6} 2^{-\frac{1}{6}} e^{-(\ln 2)^2/2s^2 - 3s^2/4}, \end{aligned} \quad (49)$$

where the value of a was also used. Equating the two calculations of the time derivative, Eq. (45) and the sum of Eqs. (48,49), gives two solutions for s . One is $s = 0$, which is physically uninteresting. A numerical solution for the relevant value gives $s = 0.98$.

The number gives the Full-Width-Half-Maximum of the distributions of

$$N_{\frac{1}{2}+} - N_{\frac{1}{2}-} = 4.24 N_0 = 0.34 \bar{N}. \quad (50)$$

The standard deviation of the size distribution is

$$\sigma = 1.5 \bar{N}. \quad (51)$$

The difference between these two values reflects the large difference between mean and peak values:

$$\bar{N} \approx 4.2 N_0. \quad (52)$$

COMPARISON WITH NUMERICAL SOLUTIONS

A test of the scaling of the solutions of the equations can be made by comparing numerically calculated particle size distributions for different times. For spectra sampled at τ_1 and τ_2 we have that

$$c_{N'}(\tau_2) \frac{\bar{N}(\tau_2)^2}{\bar{N}(\tau_1)^2} = c_N(\tau_1), \quad (53)$$

where

$$N' \equiv N \frac{\bar{N}(\tau_2)}{\bar{N}(\tau_1)} \quad (54)$$

The spectra used for the comparison were calculated numerically with a brute force solution of Eq.(1) after discretization of the time. The scaled time steps used were decided in each iteration as 0.0005 divided by the sum over all sizes of the absolute rate of change, divided by the mean particle size. This conservative value eliminated discretization errors. Rounding errors in the double precision numbers were eliminated by normalization to a unit total intensity at every integer value of the time. The upper limit for particle sizes included in the sums on the right-hand side of the equations was set to twice the size where the abundances dipped below 1×10^{-5} times the highest abundance in the spectrum, but changes of all sizes up to $N = 2 \times 10^6$ were updated in each time step. All sizes below the peak value were updated and included into the sums at each time step.

The distributions for three scaled times are shown in Fig.2. The simulations indicate that scaling holds very well. Figure 3 shows the comparison of the numerically

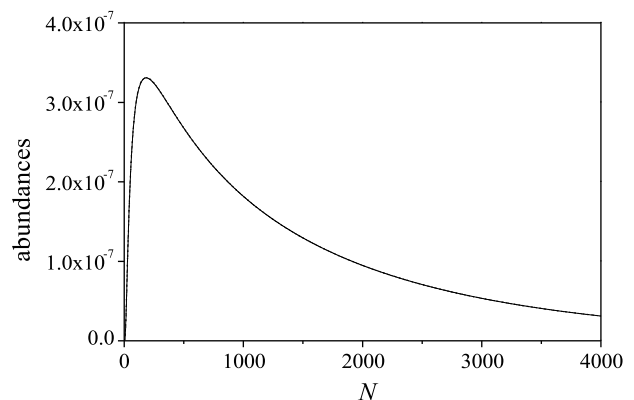


FIG. 2. The particle size distribution at $\tau = 586$ and distributions at times 773 and 944 rescaled with Eqs.(53,54). The three curves overlap perfectly, indicating that the scaled distribution is reached below the lowest time plotted.

determined distributions with a fitted log-normal distribution. The fit yields the values $(s, \ln(N_0)) = (1.27, 5.4)$, which should be compared with the calculated values of $(0.98, 5.9)$. As is clear from the analysis and comparison of the simulated data with those at longer times, the difference between the simulated and calculated values have reached their asymptotic values, and will not increase a longer times.

SUMMARY AND DISCUSSION

The log-normal solutions found for the kernels here agree well with the numerical results. We note that the solutions in terms of log-normal functions vs. simple exponential size dependencies hinge on the form of the

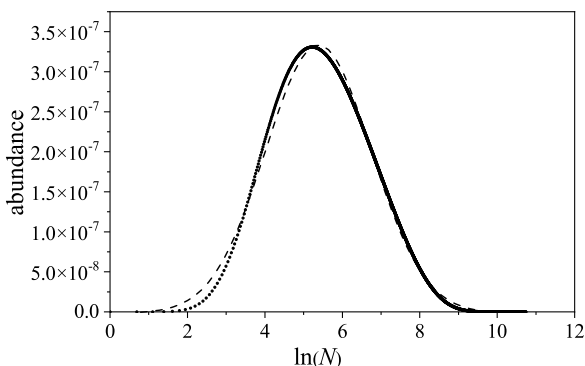


FIG. 3. The simulated particle size distribution at $\tau = 586$ (dots), together with a fit of the (slightly modified) log-normal function (dashed line).

kernels. Furthermore, the parameters in the log-normal solutions depend in a tractable manner on the kernels if they are homogeneous, specifically on the exponent. The approximation of the Smoluchowski equations leading to a partial differential equation that accommodates two fundamentally different solutions is of interest for the solutions of the special kernels found in refs. [27, 28] and for the 'free coagulation' solution in [29]. The solutions given in the literature are, excluding a few of the exactly solved and gelling cases, of the form $N^{-\lambda} \exp(-aN)$ for large N , where a depends on time [23, 30]. In ref. [30] this is calculated by the insertion of an Ansatz into the Smoluchowski equations. But as shown here, the equations in general permit two solutions and the single exponential is not the relevant one, except for the constant kernels case. The solutions found here are approximate but represent fairly accurately the central part of the distributions where the bulk of the material is found.

The log-normal functional form is commonly applied to describe aggregation in cluster and nanoparticle sources. Empirically it seems also to apply to size distributions generated under conditions where re-evaporation is relevant, beyond the condition for irreversible aggregation required for the present derivation. The addition of reversibility requires the introduction of additional parameters and relations in the description. With some simplifying assumptions about these, it should be possible to extend the approximate calculations which showed their usefulness in this work. It remains to be seen how physically realistic these can be made.

* KlavsHansen@tju.edu.cn

- [1] M. Smoluchowski, *Z. Phys. Chem.* **XCII**, 129 (1917).
 [2] H. Haberland, ed., *Clusters of Atoms and Molecules*, Ti-

tle Springer Series in Chemical Physics (Springer Berlin, Heidelberg, 1994), ISBN 978-3-642-84331-0.

- [3] V. Holtén and M. E. H. van Dongen, *J. Chem. Phys.* **130**, 014102 (2009).
 [4] I. J. Ford, *J. Mechanical Engineering Science* **218**, Part C, 883 (2004).
 [5] J. Elm, J. Kubečka, V. Besel, M. J. Jääskeläinen, R. Halonen, T. Kurtén, and H. Vehkamäki, *J. Aerosol Sci.* **149**, 105621 (2020).
 [6] E. Mamontov and K. Hansen, *Applied Mathematical Modelling* **51**, 109 (2017).
 [7] D. J. Aldous, *Bernoulli* **5**, 3 (1999).
 [8] A. Marcus, *Technometrics* **10**, 78 (1968).
 [9] A. Lushnikov, *Izv. Akad. Nauk SSSR Fiz. Atmos. Okeana* **14**, 738 (1978).
 [10] N. V. Brilliantov, A. I. Osinsky, and P. L. Krapivsky, *Phys. Rev. E* **102**, 042909 (2020).
 [11] A. I. Osinski and N. V. Brilliantov, *Phys. Rev. E* **115**, 034119 (2022).
 [12] M. Wilkinson, B. Mehlig, and V. Uski, *The Astrophysical Journal Supplement Series* **176**, 484 (2008), URL WilkinsonAJSS2008.
 [13] N. Brilliantov, P. L. Krapivsky, A. Bodrova, F. Spahn, H. Hayakawa, V. Stadnichuk, and J. Schmidt, *PNAS* **112**, 9536 (2015).
 [14] B. D. Hall, M. Flüeli, R. Monot, and J.-P. Borel, *Z. Phys. D* **12**, 97 (1989).
 [15] K. M. McHugh, H. W. Sarkas, J. G. Eaton, C. R. Westgate, and K. H. Bowen, *Z. Phys. D* **12**, 3 (1989).
 [16] S. Bjørnholm, J. Borggreen, O. Echt, K. Hansen, J. Pedersen, and H. D. Rasmussen, *Phys. Rev. Lett.* **65**, 1627 (1990).
 [17] J. Pedersen, S. Bjørnholm, J. Borggreen, K. Hansen, T. P. Martin, and H. D. Rasmussen, *Nature* **353**, 733 (1991).
 [18] C. Yerezian, K. Hansen, F. Diederich, and R. L. Whetten, *Z. Phys. D* **26**, S300 (1993).
 [19] N. Gimelshein, S. Gimelshein, C. C. Pradzynski, T. Zeuch, and U. Buck, *J. Chem. Phys.* **142**, 244305 (2015).
 [20] P. Fischer and L. Schweikhard, *Phys. Rev. Res.* **4**, 043187 (2022).
 [21] R. B. Bergmann and A. Bill, *Journal of Crystal Growth* **310**, 3135 (2008).
 [22] L. D. Landau and E. M. Lifshitz, *Statistical Physics*, vol.1 (Pergamon Press, 1980).
 [23] P. G. J. van Dongen and M. H. Ernst, *Phys. Rev. Lett.* **54**, 1396 (1985).
 [24] F. Leyvraz, *Phys. Rep.* **383**, 95 (2003).
 [25] N. Fournier and P. Laurençot, *Comm. Math. Phys.* **256**, 589 (2005).
 [26] E. M. Hendriks, M. H. Ernst, and R. M. Ziff, *J. Stat. Phys.* **31** (1983).
 [27] P. G. J. van Dongen and M. H. Ernst, *J. Stat. Phys.* **50**, 295 (1988).
 [28] J. Goodisman and J. Chaiken, *J. Chem. Phys.* **125**, 074304 (2006).
 [29] A. A. Lushnikov and M. Kulmala, *Phys. Rev. E* **65**, 041604 (2002).
 [30] M. Villarica, M. J. Casey, J. Goodisman, and J. Chaiken, *J. Chem. Phys.* **98**, 4610 (1993).