

Communication-Efficient Distribution-Free Inference Over Networks

Mehrdad Pournaderi and Yu Xiang

University of Utah

Department of Electrical and Computer Engineering

50 Central Campus Dr 2110, Salt Lake City, USA

Email: {m.pournaderi, yu.xiang}@utah.edu

Abstract—Consider a star network where each local node possesses a set of distribution-free test statistics that exhibit a symmetric distribution around zero when their corresponding null hypothesis is true. This paper investigates statistical inference problems in networks concerning the aggregation of this general type of statistics and global error rate control under communication constraints in various scenarios. The study proposes communication-efficient algorithms that are built on established non-parametric methods, such as the Wilcoxon and sign tests, as well as modern inference methods such as the Benjamini-Hochberg (BH) and Barber-Candès (BC) procedures, coupled with sampling and quantization operations. The proposed methods are evaluated through extensive simulation studies.

Index Terms—Distributed hypothesis testing, FDR control, distribution-free methods, communication efficiency.

I. INTRODUCTION

Statistical inference methods that do not assume a specific distribution or functional form for the data being analyzed are highly desirable in many practical applications. This has led to the development of non-parametric methods that rely on distribution-free or weakly-parametric assumptions, such as symmetry, independence, or exchangeability, to make inferences about the underlying distribution. Non-parametric methods are particularly useful when the underlying distribution of the data is unknown, difficult to model, or when the sample size is small. The broad applicability of non-parametric methods has made them popular in a variety of fields, including biology, economics, engineering, and social sciences (see [1], [2] and references therein).

In many hypothesis testing scenarios, test statistics exhibit a symmetric distribution around zero under the null hypothesis. When multiple (independent) such test statistics are available, this symmetry property is sufficient for designing powerful non-parametric methods that are robust in nature without requiring extensive assumptions. Examples of such methods include Wilcoxon signed-rank test [3] for testing a single hypothesis and the Barber-Candès (BC) procedure [4] for multiple hypothesis testing. Importantly, these methods do not require the statistics to be independent, but only conditionally symmetric under the null hypothesis, i.e., the statistics (under the null) have a symmetric distribution around zero given all other statistics. For instance, the statistics computed using the recent knockoff filter framework [4] (also see various extensions [5]–[10]) are not necessarily independent, but only

conditionally symmetric (also referred to as the i.i.d. sign property for the null in [4]).

Inspired by various decentralized applications, we formulate the following distributed setting: Each node processes its own set of test statistics, and they wish to make decisions by communicating some information to a fusion center. We make an attempt to provide a comprehensive study by considering three different yet natural settings to cover a fairly general range of scenarios. The *individual decision* setting, where each node wishes to make a decision on each of its own hypotheses (i.e., the multiple testing formulation) while achieving a global FDR control; the *global decision* setting under the global null, for instance, all the nodes want to test for any signal given that they share the single null hypothesis; the *distributed intersection hypothesis* setting that cover the cases where each node observes the test statistics for the same set of variables, and the goal is to collectively select the true variables under the FDR criterion. In the existing literature, perhaps the most related line of research concerns communication-efficient methods in distributed settings (e.g., wireless sensor networks) that assume the *p-values* are available at each node [11]–[18], while we relax this requirement by working directly with distribution-free test statistics.

Our proposed algorithms are built on distribution-free procedures such as the BC procedure [4], as well as the sign tests and the Wilcoxon test to obtain p-values. For the global decision setting, we make use of the Simes’ procedure [19] for the global null, which is closely related to the BH procedure. We show that the communication complexity can be effectively accounted for by either quantization or sampling methods. We also carry out extensive numerical experiments to compare the algorithms with the pooled baselines (where all the test statistics are co-located).

II. PRELIMINARIES

A. One-Sample Sign Test

The one-sample sign test is a non-parametric hypothesis test that is used to test whether the median of a population is equal to a hypothesized value. To test $H_0 : \theta = 0$, one needs to count the number of observations with negative signs. Let X denote this number and n denote the total number of observations. Note that $X \sim \text{Bin}(n, 1/2)$ under H_0 . Hence,

the one-sided p-value to detect $\theta > 0$ can be computed as $P = \mathbb{P}(\text{Bin}(n, 1/2) \leq X)$.

B. One-Sample Wilcoxon Signed-Rank Test [3]

The one-sample Wilcoxon signed-rank test is a non-parametric hypothesis test that is used to test whether the distribution of a population is symmetric around 0. For n observations, let (S_1, \dots, S_n) and (R_1, \dots, R_n) denote the signs and ranks of the absolute value of the observations, respectively. The Wilcoxon statistics is defined as $W = \sum_{i=1}^n R_i \mathbf{1}\{S_i > 0\}$. Under the null hypothesis (i.e., conditionally symmetric distribution for all observations), $\mathbb{E} W = \frac{1}{4}n(n+1)$, $\text{var}(W) = \frac{1}{24}n(n+1)(2n+1)$ and $\frac{W - \mathbb{E} W}{\sqrt{\text{var}(W)}} \xrightarrow{\mathcal{D}} \mathcal{N}(0, 1)$ which allows us to compute asymptotic p-values.

C. Barber-Candès (BC) Procedure [4]

The BC procedure makes a decision for each observation W_i , $i \in [n]$ where $[n] = \{1, \dots, n\}$, testing whether it is generated from a conditionally symmetric distribution. The procedure controls a type-I error rate called false discovery rate (FDR) at a prespecified level α . Let R and V denote the number of rejections and false rejections, respectively. FDR is defined as the expected value of the false discovery proportion (FDP), i.e., $\text{FDR} = \mathbb{E}(\text{FDP})$ with $\text{FDP} = \frac{V}{R \vee 1}$, ($a \vee b := \max\{a, b\}$). The BC procedure is a threshold method rejecting $\{j : W_j \geq T\}$, where

$$T := \min\{t \in \Psi : \widehat{\text{FDP}}(t) \leq \alpha\}$$

with $\Psi := \{|W_i| : i \in [n]\} \setminus \{0\}$, $\widehat{\text{FDP}}(t) := \frac{\widehat{V}(t)}{R(t) \vee 1}$, $\widehat{V}(t) := 1 + \sum_{i=1}^n \mathbf{1}\{W_i \leq -t\}$, and $R(t) := \sum_{i=1}^n \mathbf{1}\{W_i \geq t\}$.

D. Benjamini-Hochberg (BH) Procedure [20]

For n independent p-values, the BH procedure makes a decision for each p-value P_i , $i \in [n]$, testing whether it is generated from a super-uniform distribution, i.e., $\mathbb{P}(P_i \leq t) \leq t$. The procedure rejects $R_{\text{BH}} := \max\{k : P_{(k)} \leq k\alpha/n\}$ smallest p-values (with convention $\max \emptyset = 0$) where $P_{(k)}$ denotes the k -th smallest p-value. It controls the FDR at some prefixed level α .

III. PROBLEM SETTINGS

Let $(H_1^{(i)}, \dots, H_{m(i)}^{(i)})$ denote a tuple of hypotheses and $\mathbf{W}^{(i)} = (W_1^{(i)}, \dots, W_{m(i)}^{(i)})$ a vector of the corresponding statistics at node i , $i \in [N]$, where $[N] = \{1, \dots, N\}$. Let $-j$ denote the set of indices without j , namely, $-j := [N] \setminus \{j\}$. We assume that statistics corresponding to different nodes are independent, i.e., $\mathbf{W}^{(i)} \perp\!\!\!\perp \mathbf{W}^{(j)}$, for all $i \neq j$. At each node i , we assume $\mathbb{P}(W_j^{(i)} \neq 0) > 0$ and the conditional distribution of $W_j^{(i)}$ given $W_{-j}^{(i)}$, i.e., $W_j^{(i)} | W_{-j}^{(i)}$ is symmetric for all $j \in \mathcal{H}_0^{(i)}$, where $\mathcal{H}_0^{(i)} = \{j : H_j^{(i)} \text{ is true}\}$, i.e.,

$$W_j^{(i)} | W_{-j}^{(i)} \stackrel{d}{=} -W_j^{(i)} | W_{-j}^{(i)}, \quad (1)$$

for $j \in \mathcal{H}_0^{(i)}$. Note that this is equivalent to the i.i.d. sign property for the nulls in [4] (also see [7]). In our distributed

settings, we will refer to this property as the *local* conditional symmetry. Let

$$\mathbf{S}^{(i)} = (S_1^{(i)}, \dots, S_{m(i)}^{(i)}) := \text{sgn}(\mathbf{W}^{(i)}) \quad \text{and} \\ \mathbf{M}^{(i)} = (|W_1^{(i)}|, \dots, |W_{m(i)}^{(i)}|)$$

denote the vector of signs and magnitudes of the statistics at node i , respectively. Let R and V denote the number of rejections and false rejections by some procedure, respectively. FDR is defined as the expected value of the false discovery proportion (FDP), i.e., $\text{FDR} = \mathbb{E}(\text{FDP})$ with $\text{FDP} = \frac{V}{R \vee 1}$, ($a \vee b := \max\{a, b\}$). We consider the following settings.

Setting I: individual decision: In this setting, a separate decision is made for each hypothesis $H_j^{(i)}$, $i \in [N]$, $j \in [m(i)]$ in the network under the global FDR control constraint. Two methods are proposed, namely, *pooled q-BC* and *sampled BC* procedures which utilize quantization and sampling operations to attain $\mathcal{O}(m)$ and $\mathcal{O}(\log m)$ bits communication complexity, respectively.

Setting II: global decision: In this setting, the goal is to test the single (global) hypothesis $\bigcap_{i=1}^N \bigcap_{j=1}^{m(i)} H_j^{(i)}$ with a control over the probability of false rejection. We provide two methods for each of the three classes based on the communication complexity: $\mathcal{O}(m)$, $\mathcal{O}(\log m)$, and $\mathcal{O}(1)$.

Setting III: distributed intersection hypothesis: In this setting, we consider $m^{(i)} = m'$ for all $i \in [N]$ and a separate decision is made for each $H_j = \bigcap_{i=1}^N H_j^{(i)}$ under the FDR control constraint. We propose a simple method with $\mathcal{O}(m)$ bits computation complexity which outperforms an existing method [21].

The tests are presented in the one-sided form where they are powerful against large positive alternatives. However, the arguments can be extended to two-sided tests via Bonferroni correction.

IV. INDIVIDUAL DECISION SETTING

In this section, we propose two algorithms for the individual decision setting.

A. Pooled q-BC algorithm:

This algorithm relies on quantizing the normalized magnitudes $\frac{\mathbf{M}^{(i)}}{\|\mathbf{M}^{(i)}\|_\infty}$ of the statistics for communication efficiency and has $\mathcal{O}(m)$ bits communication complexity.

Let $f^{(i)} : \mathbb{R}_{\geq 0}^{m(i)} \rightarrow \mathbb{Q}_{\geq 0}^{m(i)}$ denote the general quantization operator at node i , i.e., $\mathbf{Q}^{(i)} := f^{(i)}(\mathbf{M}^{(i)})$. It should be noted that we make no assumptions on $f^{(i)}(\cdot)$. The operator is arbitrary and can vary throughout the network.

Proposition 1: The pooled q-BC procedure controls the FDR globally.

Proof: According to the proof in [4], it is sufficient to prove the *global* conditional symmetry, i.e.,

$$\mathbb{P}\left(W_{q,j}^{(i)} > 0 \mid |W_{q,j}^{(i)}|, W_{q,-j}^{(i)}, \mathbf{W}_q^{(-i)}\right) =$$

Algorithm 1 Pooled q-BC

Input: statistics vectors $\mathbf{W}^{(1)}, \dots, \mathbf{W}^{(N)}$ and target FDR α

Output: rejected hypotheses at each node

each node i :

- 1: quantize: $\mathbf{Q}^{(i)} \leftarrow \text{quant}^{(i)} \left(\frac{\mathbf{M}^{(i)}}{\|\mathbf{M}^{(i)}\|_\infty} \right)$;
- 2: compute: $\mathbf{W}_q^{(i)} \leftarrow (S_1^{(i)} Q_1^{(i)}, \dots, S_{m^{(i)}}^{(i)} Q_{m^{(i)}}^{(i)})$;
- 3: transmit $\mathbf{W}_q^{(i)}$ to the center node;

center node:

- 1: pool $\mathbf{W}_q^{(i)}$ from all the nodes and apply the BC procedure;
- 2: broadcast the BC threshold T_{qBC} ;

each node i :

- 1: reject $\mathcal{R}^{(i)} = \{j : W_j^{(i)} \geq T_{\text{qBC}}\}$;
-

$$\mathbb{P} \left(W_{q,j}^{(i)} < 0 \mid |W_{q,j}^{(i)}|, W_{q,-j}^{(i)}, \mathbf{W}_q^{(-i)} \right) \text{ a.s., } (2)$$

for all $i \in [N]$, $j \in \mathcal{H}_0^{(i)}$, which reduces to

$$\begin{aligned} \mathbb{P} \left(W_{q,j}^{(i)} > 0 \mid |W_{q,j}^{(i)}|, W_{q,-j}^{(i)} \right) &= \\ \mathbb{P} \left(W_{q,j}^{(i)} < 0 \mid |W_{q,j}^{(i)}|, W_{q,-j}^{(i)} \right) &\text{ a.s.} \end{aligned}$$

since the nodes are assumed to be independent. Let $\mathbf{S}_q^{(i)} = \text{sgn}(\mathbf{W}_q^{(i)})$. According to the definition of $W_{q,j}^{(i)}$, we observe that the two σ -fields $\sigma(|W_{q,j}^{(i)}|, W_{q,-j}^{(i)})$ and $\sigma(\mathbf{Q}^{(i)}, S_{q,-j}^{(i)})$ are equivalent, which implies that

$$\mathbb{P} \left(W_{q,j}^{(i)} > 0 \mid |W_{q,j}^{(i)}|, W_{q,-j}^{(i)} \right) = \mathbb{P} \left(S_{q,j}^{(i)} = 1 \mid \mathbf{Q}^{(i)}, S_{q,-j}^{(i)} \right).$$

Now we have

$$\begin{aligned} &\mathbb{P} \left(S_{q,j}^{(i)} = 1 \mid \mathbf{Q}^{(i)}, S_{q,-j}^{(i)} \right) \\ &= \mathbb{P} \left(S_j^{(i)} = 1, Q_j^{(i)} \neq 0 \mid \mathbf{Q}^{(i)}, S_{q,-j}^{(i)} \right) \\ &= \mathbf{1}\{Q_j^{(i)} \neq 0\} \mathbb{P} \left(S_j^{(i)} = 1 \mid \mathbf{Q}^{(i)}, S_{q,-j}^{(i)} \right) \\ &= \mathbf{1}\{Q_j^{(i)} \neq 0\} \mathbb{E} \left\{ \mathbb{P} \left(S_j^{(i)} = 1 \mid \mathbf{M}^{(i)}, S_{-j}^{(i)} \right) \mid \mathbf{Q}^{(i)}, S_{q,-j}^{(i)} \right\} \\ &\stackrel{(*)}{=} \mathbf{1}\{Q_j^{(i)} \neq 0\} \mathbb{E} \left\{ \mathbb{P} \left(S_j^{(i)} = -1 \mid \mathbf{M}^{(i)}, S_{-j}^{(i)} \right) \mid \mathbf{Q}^{(i)}, S_{q,-j}^{(i)} \right\} \\ &= \mathbf{1}\{Q_j^{(i)} \neq 0\} \mathbb{P} \left(S_j^{(i)} = -1 \mid \mathbf{Q}^{(i)}, S_{q,-j}^{(i)} \right) \\ &= \mathbb{P} \left(W_{q,j}^{(i)} < 0 \mid |W_{q,j}^{(i)}|, W_{q,-j}^{(i)} \right) \text{ a.s.,} \end{aligned}$$

where $(*)$ holds according to the conditional symmetry of the original null statistics, completing the proof. ■

B. Sampled BC algorithm:

This algorithm relies on sampling the $\hat{V}(t)$ and $R(t)$ processes for communication efficiency and has $\mathcal{O}(\log m)$ bits communication complexity.

Algorithm 2 Sampled BC

Input: statistics vectors $\mathbf{W}^{(1)}, \dots, \mathbf{W}^{(N)}$ and target FDR α ,

number of samples at each node: $L \geq 2$,

sampling locations: $t_\ell = \frac{\ell-1}{L-1}$, $\ell \in [L]$.

Output: rejected hypotheses at each node

each node i :

- 1: normalize: $\mathbf{N}^{(i)} \leftarrow \frac{\mathbf{W}^{(i)}}{\|\mathbf{M}^{(i)}\|_\infty}$;
- 2: **for** $\ell \in [L]$ **do**
- 3: sample: $\hat{V}_\ell^{(i)} \leftarrow \hat{V}^{(i)}(t_\ell) = \sum_{j=1}^{m^{(i)}} \mathbf{1}\{N_j^{(i)} \leq -t_\ell\}$;
- 4: $R_\ell^{(i)} \leftarrow R^{(i)}(t_\ell) = \sum_{j=1}^{m^{(i)}} \mathbf{1}\{N_j^{(i)} \geq t_\ell\}$;
- 5: **end for**
- 6: transmit $(\hat{V}_\ell^{(i)}, R_\ell^{(i)})_{\ell \in [L]}$ to the center node;

center node:

- 1: pool: $\widehat{\text{FDP}}_\ell \leftarrow \frac{1 + \sum_{i=1}^N \hat{V}_\ell^{(i)}}{1 \vee \sum_{i=1}^N R_\ell^{(i)}}, \ell \in [L]$;
- 2: compute and broadcast the BC threshold index $K_{\text{sBC}} = \min \left\{ \ell \in [L] : \widehat{\text{FDP}}_\ell \leq \alpha \right\}$, $\min(\emptyset) := L + 1$;

each node i :

- 1: reject $\mathcal{R}^{(i)} = \{j : N_j^{(i)} \geq T_{\text{sBC}} := t_{K_{\text{sBC}}}\}$;
-

Proposition 2: The sampled BC procedure controls the FDR globally.

Proof: According to the proof of Proposition 1, the conditional symmetry of null statistics is preserved after the normalization step. Therefore, according to the proof of the original BC procedure in [4], it is sufficient to prove

$$\mathbb{E} \left(\frac{\sum_{i=1}^N V_{+,K_{\text{sBC}}}^{(i)}}{1 + \sum_{i=1}^N V_{-,K_{\text{sBC}}}^{(i)}} \right) \leq 1,$$

where $V_{+,K_{\text{sBC}}}^{(i)} := \sum_{j \in \mathcal{H}_0^{(i)}} \mathbf{1}\{N_j^{(i)} \geq T_{\text{qBC}}\}$ and $V_{-,K_{\text{sBC}}}^{(i)} := \sum_{j \in \mathcal{H}_0^{(i)}} \mathbf{1}\{N_j^{(i)} \leq -T_{\text{qBC}}\}$. We note,

$$\frac{\sum_{i=1}^N V_{+, \ell}^{(i)}}{1 + \sum_{i=1}^N V_{-, \ell}^{(i)}} = \frac{V_{+, \ell}}{1 + V_{-, \ell}} = \frac{V_+(t_\ell)}{1 + V_-(t_\ell)},$$

where $V_+(t_\ell) = \sum_{i=1}^N \sum_{j \in \mathcal{H}_0^{(i)}} \mathbf{1}\{N_j^{(i)} \geq t_\ell\}$ and $V_-(t_\ell) = \sum_{i=1}^N \sum_{j \in \mathcal{H}_0^{(i)}} \mathbf{1}\{N_j^{(i)} \leq -t_\ell\}$. But, from the proof of the BC procedure, we know that $\mathcal{M}(t) = \frac{V_+(t)}{1 + V_-(t)}$ forms a supermartingale w.r.t. the filtration

$$\mathcal{F}(t) = \sigma(V_+(s), V_-(s), \mathbf{1}\{H_j^{(i)} \text{ true}, |N_j^{(i)}| \leq s\} \text{ for all } i \in [N], j \in [m^{(i)}]; 0 \leq s \leq t)$$

and $\mathbb{E} \left(\frac{V_+(0)}{1 + V_-(0)} \right) \leq 1$. Since $t_\ell \leq 2$ for all $\ell \in [L]$, the optional sampling theorem implies that $(\mathcal{M}(t_\ell), \mathcal{F}(t_\ell))_{\ell \in [L]}$ is also a supermartingale and we get $\mathbb{E} \left(\frac{V_{+,K_{\text{sBC}}}}{1 + V_{-,K_{\text{sBC}}}} \right) \leq 1$, completing the proof. ■

V. GLOBAL DECISION SETTING

In this section, we wish to present algorithms for testing the global hypothesis $\bigcap_{i=1}^N \bigcap_{j=1}^{m^{(i)}} H_j^{(i)}$. We use the following lemma from [20] repeatedly.

Lemma 1 ([20]): Let R and V denote the number of rejections and false rejections by some α -level FDR controlling procedure applied to $H_j^{(i)}$, $i \in [N]$, $j \in [m^{(i)}]$. If $\bigcap_{i=1}^N \bigcap_{j=1}^{m^{(i)}} H_j^{(i)}$ is true, then $\mathbb{P}(R > 0) \leq \alpha$.

Proof: Observe that

$$\text{FDR} = \mathbb{E} \left(\frac{V}{R \vee 1} \mid R > 0 \right) \mathbb{P}(R > 0) = \mathbb{P}(R > 0)$$

since $V = R$ under the global null. Therefore, $\mathbb{P}(R > 0) \leq \alpha$ according to $\text{FDR} \leq \alpha$. ■

This also follows from the well-known fact that FDR is equivalent to FWER (i.e., $P(V > 0)$) under the global null. An immediate implication of this lemma is that given an FDR controlling procedure for $H_j^{(i)}$, $i \in [N]$, $j \in [m^{(i)}]$, one can test the global null hypothesis $H_g = \bigcap_{i=1}^N \bigcap_{j=1}^{m^{(i)}} H_j^{(i)}$ by rejecting H_g if $R > 0$. The Simes p-value [19] is an example of this approach [22].

A. $\mathcal{O}(m)$ methods:

1) *pooled q-BC:* This method is simply applying Algorithm 1 without the last two step. Instead, we reject H_g if any hypothesis is rejected, i.e., $R > 0$ or equivalently if $T_{\text{qBC}} < \infty$. This rejection rule is statistically valid according to Lemma 1.

2) *Wilcoxon signed-rank test:* This method also applies Algorithm 1 except for the last two steps. According to the proof of Proposition 1, pooled statistics satisfy the global conditional symmetry property. Hence the Wilcoxon signed-rank test can be applied to test the global null and it is asymptotically valid.

B. $\mathcal{O}(\log m)$ methods:

1) *Sign test:* In this method each node sends the number of statistics and negative statistics to the center node. The center node computes the total number of statistics and negative statistics and then applies the one-sample sign test to decide about the global hypothesis $\bigcap_{i=1}^N \bigcap_{j=1}^{m^{(i)}} H_j^{(i)}$.

2) *Sampled BC:* This method is simply applying Algorithm 2 without the last two step. Instead, the global null is rejected if $\min_{\ell \in [L]} \text{FDP}_\ell \leq \alpha$. This rejection rule is statistically valid according to Lemma 1.

C. $\mathcal{O}(1)$ methods:

1) *Wilcoxon+Simes:* In this method a local p-value is computed by applying the Wilcoxon test at each node. The p-values then are quantized and transmitted to the center node where they are fused and a final decision is made. Notice that the method is only asymptotically valid since the Wilcoxon p-values are computed according to the asymptotic distribution of the statistic under the global null.

Fact 1: If $P^{(i)}$ is super-uniform, i.e., $\mathbb{P}(P^{(i)} \leq t) \leq t$ then $Q^{(i)} = \frac{1}{k^{(i)}} \lceil k^{(i)} P^{(i)} \rceil$ is superuniform.

This follows since

$$\mathbb{P} \left(\frac{1}{k^{(i)}} \lceil k^{(i)} P^{(i)} \rceil \leq t \right) = \mathbb{P} \left(k^{(i)} P^{(i)} \leq \lceil k^{(i)} t \rceil \right)$$

Algorithm 3 Wilcoxon+Simes

Input: statistics vectors $\mathbf{W}^{(1)}, \dots, \mathbf{W}^{(N)}$, target FDR α , the number of quantization levels for each node $k^{(1)}, \dots, k^{(N)}$

Output: rejected hypotheses at each node

each node i :

- 1: Wilcoxon: compute a local p-value $P^{(i)}$ by applying the Wilcoxon test;
- 2: quantize: $Q^{(i)} \leftarrow \frac{1}{k^{(i)}} \lceil k^{(i)} P^{(i)} \rceil$;
- 3: transmit $Q^{(i)}$ to the center node;

center node:

- 1: compute the Simes p-value $S \leftarrow \min_{i \in [N]} \frac{Q_{(i)} \cdot N}{i}$ where $Q_{(i)}$ is the i -th order statistics for $(Q^{(i)})_{i \in [N]}$;
 - 2: reject the global hypothesis if $S \leq \alpha$;
-

$$\leq \mathbb{P}(P^{(i)} \leq t) \leq t.$$

Remark 1: The communication cost can be further reduced (by a constant factor) by transmitting only $\{Q^{(i)} \leq \alpha\}$ ($\min \emptyset = 1$).

2) *Sign test+Simes:* This method is the same as Algorithm 3, except it uses the one-sample sign test to compute the local p-values instead of Wilcoxon test. This algorithm is statistically valid in finite-sample sense since the p-values computed according to the sign statistics are exact.

VI. DISTRIBUTED INTERSECTION HYPOTHESIS SETTING

In this section we present an algorithm of $\mathcal{O}(m)$ communication complexity for testing $H_g = \bigcap_{i=1}^N H_j^{(i)}$. Let $\overline{\mathbf{W}} = \frac{1}{N} \sum_{i=1}^N \mathbf{W}^{(i)}$.

Algorithm 4 Averaged BC

Input: statistics vectors $\mathbf{W}^{(1)}, \dots, \mathbf{W}^{(N)}$ and target FDR α

Output: rejected hypotheses at each node

each node i :

- 1: quantize: $\mathbf{Q}^{(i)} \leftarrow \text{quant}^{(i)} \left(\frac{\mathbf{M}^{(i)}}{\|\mathbf{M}^{(i)}\|_\infty} \right)$;
- 2: compute: $\mathbf{W}_q^{(i)} \leftarrow (S_1^{(i)} Q_1^{(i)}, \dots, S_{m^{(i)}}^{(i)} Q_{m^{(i)}}^{(i)})$;
- 3: transmit $\mathbf{W}_q^{(i)}$ to the center node;

center node:

- 1: compute $\overline{\mathbf{W}} = \frac{1}{N} \sum_{i=1}^N \mathbf{W}^{(i)}$ and apply the BC procedure;
 - 2: broadcast $\{j : H_j \text{ rejected}\}$;
-

Proposition 3: Applying BC procedure to $(\overline{W}_j)_{j \in [m']}$ controls the FDR.

Proof: We must show that the conditional symmetry condition holds for $\{\overline{W}_j : H_j \text{ true}\}$. Let $\mathcal{H}_0 = \{j : H_j \text{ true}\}$. We note

$$\begin{aligned} \mathbb{P}(\overline{W}_j > t \mid \overline{W}_{-j}) &= \mathbb{E} \left\{ \mathbb{P}(\overline{W}_j > t \mid W_{-j}^{(1)}, \dots, W_{-j}^{(N)}) \mid \overline{W}_{-j} \right\} \\ &= \mathbb{E} \left\{ \mathbb{P}(-\overline{W}_j > t \mid W_{-j}^{(1)}, \dots, W_{-j}^{(N)}) \mid \overline{W}_{-j} \right\} \end{aligned}$$

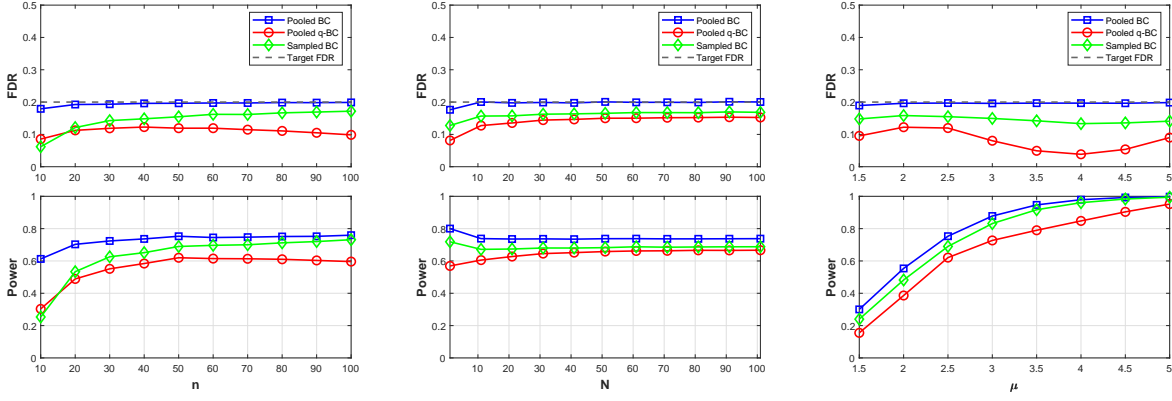


Fig. 1. Experiment 1. From left to right, Simulations I, II, and III.

$$= \mathbb{P}(\overline{W}_j < -t | \overline{W}_j), \quad \forall j \in \mathcal{H}_0 \text{ and } \forall t \in \mathbb{R}.$$

This implies that

$$\mathbb{P}(\overline{W}_j > 0 | \overline{W}_j, \overline{W}_{-j}) = \mathbb{P}(\overline{W}_j > 0 | \overline{W}_j, \overline{W}_{-j}) \text{ a.s.},$$

completing the proof. ■

VII. SIMULATION STUDY

In this section, we evaluate and compare the empirical performance of our algorithms. In all the experiments, we have n statistics at each node and $\alpha = 0.2$. The number of false null hypotheses at node $i \in [N]$ is $\lfloor \pi_1^{(i)} n \rfloor$ where $\pi_1^{(i)} = 0.3 - 0.2(i-1)/N$. At node i the statistics are generated independently according to $\mathcal{N}(\mu, \sigma^2)$ where $\sigma^2 \sim \text{Unif}[\sigma_{\text{base}}^{2(i)} - 0.25, \sigma_{\text{base}}^{2(i)} + 0.25]$, $\mu = 0$ under null hypotheses and $\mu \sim \text{Unif}[\mu_{\text{base}}^{(i)} - 0.5, \mu_{\text{base}}^{(i)} + 0.5]$ for false nulls. In all experiments, we set $\sigma_{\text{base}}^{2(i)} = 1 + i/N$ for node $i \in [N]$. The FDR and power are estimated by averaging over 10000 trials.

Experiment 1 (individual decision). In this experiment we wish to compare the two algorithms we have proposed for the individual decision problem, namely, pooled q-BC and sampled BC. The pooled BC procedure (i.e., the centralized BC procedure without any normalization, quantization or sampling operations) is also presented as a baseline with an unlimited communication budget. We consider three simulation settings, namely, FDR and power vs number of statistics at each node n , number of nodes in the network N , and μ which determines $\mu_{\text{base}}^{(i)}$ via $\mu_{\text{base}}^{(i)} = \mu + i/N$.

Simulation I (vary n) We fix $N = 10$, $\mu_{\text{base}}^{(i)} = 2.5 + i/N$ (i.e., $\mu = 2.5$), and $q = 4$ levels of quantization for magnitudes in q-BC procedure. For the comparison to be fair, the number of samples in sampled BC procedure is computed by

$$L = \left\lfloor \frac{1}{2} \frac{n(\lceil \log_2(q) \rceil + 1)}{\lceil \log_2(n) \rceil} \right\rfloor.$$

In this case, both methods have (almost) the same bits of communication budget. Indeed, this is a little in favor of the pooled q-BC procedure since we take the floor to compute L but it can be observed in Figure 1 the sampled BC procedure outperforms the pooled q-BC procedure when $n \geq 20$.

Simulation II (vary N) In this simulation, we fix $n = 50$, $\mu_{\text{base}}^{(i)} = 2.5 + i/N$, and $q = 4$ levels of quantization for magnitudes in q-BC procedure. The number of samples for sampled BC procedure is determined according to the same formula as Simulation I. This simulation reveals that the difference in power observed in Simulation I vanishes as we increase the number of nodes in the network.

Simulation III (vary μ) In this simulation, we fix $N = 10$, $n = 50$, and $q = 4$ levels of quantization for magnitudes in q-BC procedure. However, we let $\mu_{\text{base}}^{(i)} = \mu + i/N$ and vary μ . The number of samples for sampled BC procedure is determined according to the same formula as Simulation I. This simulation shows that the difference in power observed in Simulation I remains persistent for a large range of μ .

Experiment 2 (global decision) In this experiment we compare the six algorithms we have proposed for the global decision problem. We fix $q = 16$ and $L = 5$, and consider five simulation settings, where FDR and power are plotted w.r.t. the number of statistics at each node n , μ , and three are related to varying the number of nodes N in the network.

Simulation I (vary n) In this simulation, we fix $N = 10$, $\mu_{\text{base}}^{(i)} = 1.5 + i/N$, and vary the number of statistics at each node n . It can be observed that the sign test, even with an arguably low communication cost, outperforms the other methods. Also, the distributed Wilcoxon test (Wilcoxon+Simes) gives a considerably high power considering its extremely low communication cost.

Simulation II (vary μ) In this simulation, we fix $N = 10$, $n = 10$, and vary μ which determines $\mu_{\text{base}}^{(i)}$ via $\mu_{\text{base}}^{(i)} = \mu + i/N$. This simulation reveals that although the BC procedure (and its communication efficient variants) is designed to control FDR (which is a more complex type I error than the probability of false alarm), it still gives higher power than Wilcoxon test (the other $O(m)$ method) which has only asymptotic guarantee for the type I error.

Simulation III (vary N) We consider three cases ($n = 10$, $\mu = 1.5$), ($n = 10$, $\mu = 2.5$), and ($n = 40$, $\mu = 1.5$), and vary the number of nodes N in the network. In the first case, we observe that increasing the number of nodes in the

network results in power reduction for all methods except the sign and Wilcoxon tests. Regarding the second second case, where we allow relatively higher μ , we observe that communication-efficient BC variants are powerful. Finally, in the third case, where we allow a relatively higher number of statistics at each node, all of the methods are powerful.

Experiment 3 (distributed intersection hypothesis) In this experiment we compare the algorithm we have proposed for the distributed intersection hypothesis problem with the method proposed in [21] where intermediate p-values are computed through the communication of signs and the order is determined by quantized magnitudes. The paper only considers applying the Selective SeqStep in the center node. However, their method is compatible with BH procedure (which does not use any information from magnitudes; hence less communication cost) and the SeqStep procedure. We fix $q = 16$, and consider three simulation settings, the same as Experiment 1. The observation is that the averaging method outperforms the other ones in all three simulations.

Simulation I (vary n) We fix $N = 10$, $\mu_{\text{base}}^{(i)} = 1 + i/N$.

Simulation II (vary N) We fix $n = 30$, $\mu_{\text{base}}^{(i)} = 1 + i/N$. The number of samples for sampled BC procedure is determined according to the same formula as in Simulation I.

Simulation III (vary μ) We fix $N = 10$ and $n = 30$.

VIII. CONCLUSION

In many practical hypothesis testing settings, assuming the availability of the p-values might be restrictive in that it requires the knowledge of the distribution of the test statistics under the null. This work concerns distribution-free methods that only require a weak structural assumption (i.e., conditional symmetry) on the test statistics. We design, analyze, and evaluate communication-efficient procedures in three broad scenarios when such test statistics are available across a star network setting, following the appropriate type-I error metrics such as the FDR and global type-I error rate.

REFERENCES

- [1] W. J. Conover, *Practical nonparametric statistics*. John Wiley & sons, 1999, vol. 350.
- [2] M. Hollander, D. A. Wolfe, and E. Chicken, *Nonparametric statistical methods*. John Wiley & Sons, 2013.
- [3] L. J. Bain and M. Engelhardt, *Introduction to probability and mathematical statistics*. Duxbury Press Belmont, CA, 1992, vol. 4.
- [4] R. F. Barber and E. J. Candès, “Controlling the false discovery rate via knockoffs,” *The Annals of Statistics*, vol. 43, no. 5, pp. 2055–2085, 2015.
- [5] E. Candès, Y. Fan, L. Janson, and J. Lv, “Panning for gold: model-X knockoffs for high dimensional controlled variable selection,” *Journal of the Royal Statistical Society: Series B (Statistical Methodology)*, vol. 80, no. 3, pp. 551–577, 2018.
- [6] R. F. Barber and E. J. Candès, “A knockoff filter for high-dimensional selective inference,” *The Annals of Statistics*, vol. 47, no. 5, pp. 2504–2537, 2019.
- [7] R. F. Barber, E. J. Candès, and R. J. Samworth, “Robust inference with knockoffs,” *The Annals of Statistics*, vol. 48, no. 3, pp. 1409–1431, 2020.
- [8] Y. Lu, Y. Fan, J. Lv, and W. S. Noble, “DeepPINK: reproducible feature selection in deep neural networks,” in *Advances in Neural Information Processing Systems*, 2018, pp. 8676–8686.
- [9] M. Pournaderi and Y. Xiang, “Differentially private variable selection via the knockoff filter,” in *2021 IEEE 31st International Workshop on Machine Learning for Signal Processing*. IEEE, 2021, pp. 1–6.
- [10] —, “Variable selection with the knockoffs: Composite null hypotheses,” *arXiv preprint arXiv:2203.02849*, 2022.
- [11] E. B. Ermiş and V. Saligrama, “Adaptive statistical sampling methods for decentralized estimation and detection of localized phenomena,” in *Fourth International Symposium on Information Processing in Sensor Networks*, 2005. IEEE, 2005, pp. 143–150.
- [12] P. Ray, P. K. Varshney, and R. Niu, “A novel framework for the network-wide distributed detection problem,” in *10th International Conference on Information Fusion*. IEEE, 2007, pp. 1–8.
- [13] E. B. Ermiş and V. Saligrama, “Distributed detection in sensor networks with limited range multimodal sensors,” *IEEE Transactions on Signal Processing*, vol. 58, no. 2, pp. 843–858, 2009.
- [14] P. Ray and P. K. Varshney, “False discovery rate based sensor decision rules for the network-wide distributed detection problem,” *IEEE Transactions on Aerospace and Electronic Systems*, vol. 47, no. 3, pp. 1785–1799, 2011.
- [15] M. Pournaderi and Y. Xiang, “Sample-and-forward: Communication-efficient control of the false discovery rate in networks,” *arXiv preprint arXiv:2210.02555*, 2022.
- [16] A. Ramdas, J. Chen, M. Wainwright, and M. Jordan, “QuTE: Decentralized multiple testing on sensor networks with false discovery rate control,” *arXiv preprint arXiv:2210.04334*, 2022.
- [17] Y. Xiang, “Distributed false discovery rate control with quantization,” in *2019 IEEE International Symposium on Information Theory*. IEEE, 2019, pp. 246–249.
- [18] M. Pournaderi and Y. Xiang, “On large-scale multiple testing over networks: An asymptotic approach,” *arXiv preprint arXiv:2211.16059*, 2022.
- [19] R. J. Simes, “An improved bonferroni procedure for multiple tests of significance,” *Biometrika*, vol. 73, no. 3, pp. 751–754, 1986.
- [20] Y. Benjamini and Y. Hochberg, “Controlling the false discovery rate: a practical and powerful approach to multiple testing,” *Journal of the royal statistical society. Series B (Methodological)*, pp. 289–300, 1995.
- [21] W. Su, J. Qian, and L. Liu, “Communication-efficient false discovery rate control via knockoff aggregation,” *arXiv preprint arXiv:1506.05446*, 2015.
- [22] R. F. Barber and A. Ramdas, “The p-filter: multilayer false discovery rate control for grouped hypotheses,” *Journal of the Royal Statistical Society. Series B (Statistical Methodology)*, vol. 79, no. 4, pp. 1247–1268, 2017.

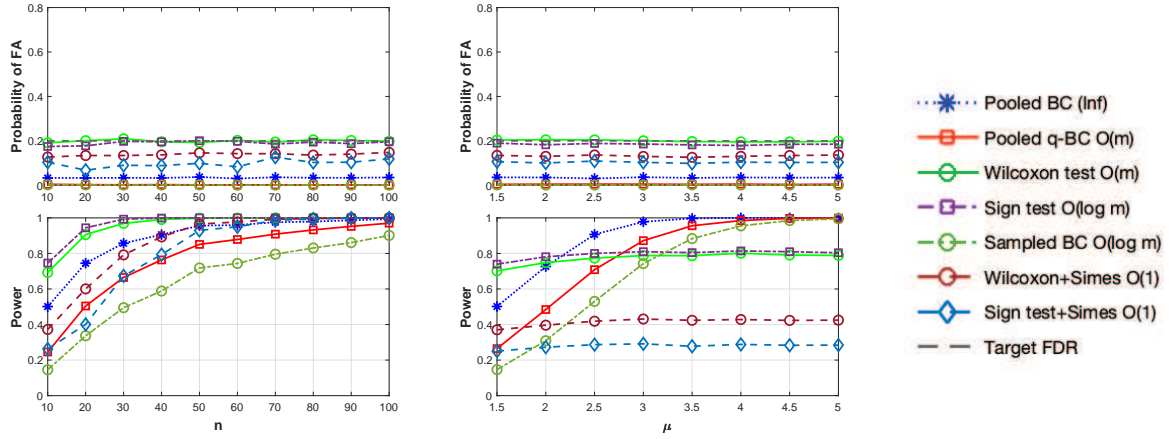


Fig. 2. Experiment 2. From left to right, Simulations I and II.

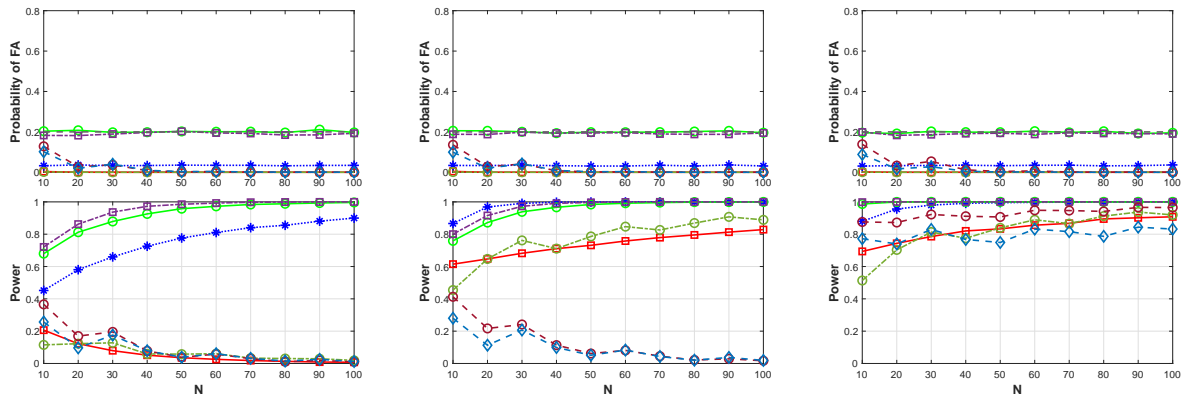


Fig. 3. Experiment 2. Simulation III: From left to right, $(n = 10, \mu = 1.5)$, $(n = 10, \mu = 2.5)$, and $(n = 40, \mu = 1.5)$.

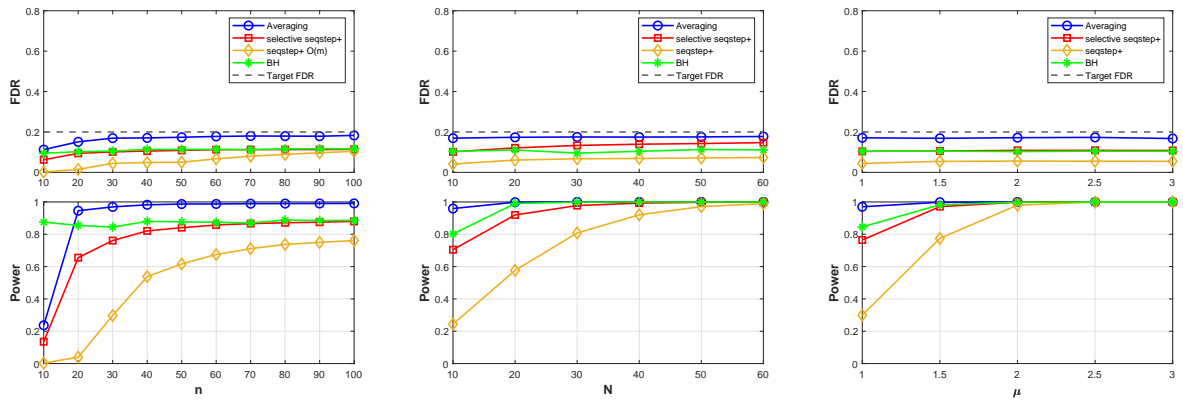


Fig. 4. Experiment 3. From left to right, Simulations I, II, and III.