

# Joint Beamforming and User Association Design for Integrated HAPS-Terrestrial Networks

Afsoon Alidadi Shamsabadi, *Member, IEEE*, Animesh Yadav, *Senior Member, IEEE*,  
Halim Yanikomeroglu, *Fellow, IEEE*

## Abstract

Located in the stratospheric layer of Earth's atmosphere, the high altitude platform station (HAPS) is a promising network infrastructure, which can bring significant advantages to sixth-generation (6G) and beyond wireless communications systems by forming vertical heterogeneous networks (vHetNets). However, if not dealt with properly, integrated networks suffer from several performance challenges compared to standalone networks. In harmonized integrated networks, where different tiers share the same frequency spectrum, interference is an important challenge to be addressed. This work focuses on an integrated HAPS-terrestrial network, serving users in an overlapped urban geographic area, and formulates a fairness optimization problem, aiming to maximize the minimum spectral efficiency (SE) of the network. Due to the highly nonconvex nature of the formulated problem, we develop a rapid converging iterative algorithm that designs the massive multiple-input multiple-output (mMIMO) beamforming weights and the user association scheme such that the propagated inter- and intra-tier interference is managed. Simulation results demonstrate the proposed algorithm's superiority over standalone terrestrial networks and scenario where only the beamforming weights are optimized.

## Index Terms

HAPS, vHetNets, interference, user association, mMIMO beamforming, spectral efficiency

## I. INTRODUCTION

The rapid increase in mobile traffic and the emergence of novel use cases have led to a pressing need for network architectures that can cope with the forthcoming network trend in sixth-generation (6G) and beyond wireless communications systems. In this context, non-terrestrial networks (NTNs) have emerged as a promising architecture for incorporating powerful technologies into communication networks [1]. Particularly, High altitude platform stations (HAPS) are potential network platforms for supporting mobile users and operators in facilitating various use cases such as computing, sensing, positioning, and more. HAPS advantages such as lower latency than satellites, and wider coverage area than terrestrial base stations, makes it a promising complementary platform to existing wireless communications infrastructure [2] [3]. HAPS can play the role of a super macro base station [4], and be integrated with conventional terrestrial base stations to form vertical heterogeneous networks (vHetNets) [5]. Clearly, vHetNets improve the coverage of telecommunications networks due to HAPS and can significantly improve the network capacity, especially in hotspot urban areas where conventional terrestrial networks cannot meet the increasing traffic demand.

Harmonized integrated networks, where different tiers share the same frequency spectrum, are prone to performance degradation due to inter-tier interference propagation [6]. To address this issue while ensuring the quality-of-service (QoS) and the benefits of integrated networks, efficient interference management and coordination techniques must be implemented in such multi-tier networks. Several techniques have been proposed to mitigate the interference challenge [7]–[12]. In [7], the authors proposed a HAPS-based null broadening approach for interference suppression in an integrated network. The authors in [8] maximized the HAPS coverage by decreasing the interference in the coexistence with terrestrial networks through cell optimization. Beamforming was employed in [9] to mitigate interference from HAPS to terrestrial cells. In [10], the authors proposed an interference coordination method for an integrated HAPS-terrestrial network considering the traffic load distribution. In [11], the authors developed a user association scheme for an integrated HAPS-terrestrial network based on the deep Q-learning (DQL) approach considering delayed channel state information (CSI). In [12], we developed an iterative algorithm to design the subcarrier and transmit power allocation to user equipment (UEs) to handle the interference in vHetNets.

Compared with [12], this work differs in four ways. First, we consider HAPS and terrestrial macro base stations (MBSs) are equipped with massive multiple-input multiple-output (mMIMO) antennas, and hence, deploy beamforming scheme to form narrow high-gain beams toward served UEs. Secondly, we assume all the UEs are using the same time-frequency resource. Therefore, combining with mMIMO, a proper design of the beamforming weights helps to generate user-specific beams toward the UEs and controls the allocated power to each UE, which is an important factor in the interference management of vHetNets [12]. Thirdly, we also design a user association scheme as it plays an important role in the interference mitigation of the vHetNets, mainly due to the high transmit power and line-of-sight (LoS) connection between HAPS and UEs. Lastly, we

Afsoon Alidadi Shamsabadi and Halim Yanikomeroglu are with the Non-Terrestrial Networks Lab., Department of Systems and Computer Engineering, Carleton University, Ottawa, ON, K1S 5B6, Canada. (e-mail: {afsoonalidadi@shamsa, halim}@sce.carleton.ca). Animesh Yadav is with the School of Electrical Engineering and Computer Science, Ohio University, Athens, OH, 45701, USA. (e-mail: yadava@ohio.edu).

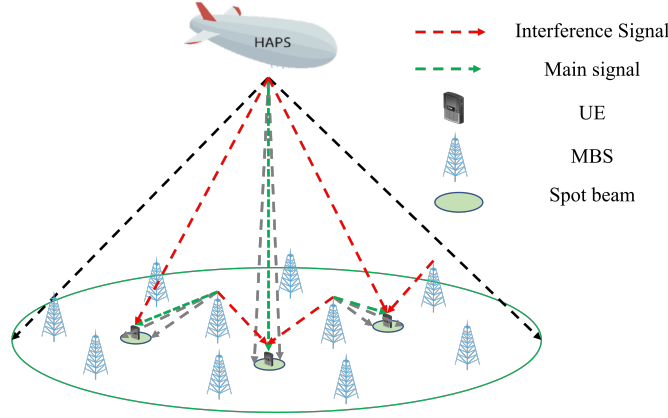


Fig. 1: Network architecture.

employed a realistic channel model. Particularly, between the HAPS and UEs, a three-dimensional (3D) Rician fading channel with a dominant LoS connection and non-LoS (NLoS) parts is employed [13] and shadowing factor is included in the channel between the MBSs and UEs.

The main contributions of this paper can be summarized as follows:

- We formulated a max-min fairness (MMF) problem that maximizes the network's minimum spectral efficiency (SE) and designs the joint user association scheme and beamforming weights.
- Since the formulated problem is a mixed-integer non-linear program (MINLP), we employed reformulation linearization techniques (RLT) to recast the problem to an approximate convex format. Accordingly, we proposed a rapid converging algorithm based on successive convex approximation (SCA) to solve the approximate problem.
- We provided simulation results to compare the performance of the proposed algorithm in vHetNet with baseline schemes and system architectures. The results validated the performance improvement achieved by the proposed algorithm in vHetNet.

The remainder of the paper is organized as follows. Section II presents the system model and formulates the optimization problem, Section III details the problem relaxation and explains the proposed algorithm, Section IV presents and discusses the numerical results obtained, and Finally, Section V concludes the paper.

## II. SYSTEM MODEL AND PROBLEM FORMULATION

This paper considers a vHetNet deployed in an urban area, consisting of one HAPS and  $B$  MBSs, providing service to  $U$  single antenna UEs within a geographically overlapped urban region. The base stations<sup>1</sup> and UEs are indexed by  $b \in \{1, \dots, B+1\}$  and  $u \in \{1, \dots, U\}$ , respectively, with  $b = B+1$  reserved for the HAPS. We assume that the vHetNet operates in the downlink channel and all the UEs share the same time-frequency resource. The considered system operates within the sub-6 GHz band, and each base station  $b$  is equipped with a total number of  $N_b = N_b^V \times N_b^H$ , antenna elements, indexed by  $r \in \{1, \dots, N_b\}$ , where  $N_b^V$  and  $N_b^H$  refer to the number of antenna elements in vertical and horizontal axis, respectively. We refer to each base station's coverage area as a cell.

In this study, as illustrated in Fig. 1, each UE is allocated a dedicated spot beam created by the appropriate beamforming weights at the serving base station. The beamforming matrix at base station  $b$  is represented by  $\mathbf{W}^b = [\mathbf{w}_1^b, \dots, \mathbf{w}_U^b] \in \mathbb{C}^{N_b \times U}$ , where  $\mathbf{w}_u^b = [w_{1,u}^b, \dots, w_{N_b,u}^b]^T \in \mathbb{C}^{N_b}$ , is defined as the beamforming weight vector of UE  $u$  at base station  $b$ . Additionally, we assume that the channel coefficients between each base station  $b$  and  $U$  UEs form a channel matrix  $\mathbf{H}^b = [\mathbf{h}_1^b, \dots, \mathbf{h}_U^b] \in \mathbb{C}^{N_b \times U}$ , where the channel vector between base station  $b$  and UE  $u$  is denoted as  $\mathbf{h}_u^b = [h_{1,u}^b, \dots, h_{N_b,u}^b]^T \in \mathbb{C}^{N_b}$ .

Next, we describe the channel model used to generate the channel coefficients. We consider small-scale fading, free-space path loss (FSPL), and shadowing for the channel between each MBS and UE. In this regard, the channel coefficient between antenna element  $r$  of MBS  $b$  and UE  $u$ , denoted as  $h_{r,u}^b$ , can be formulated as follows:

$$h_{r,u}^b = \frac{\hat{h}_{r,u}^b \xi_u^b}{\sqrt{PL_{b,u}}}, \quad \forall r, \forall u, \forall b \in \{1, \dots, B\}, \quad (1)$$

<sup>1</sup>In this work, the term base station refers to MBSs and HAPS, collectively.

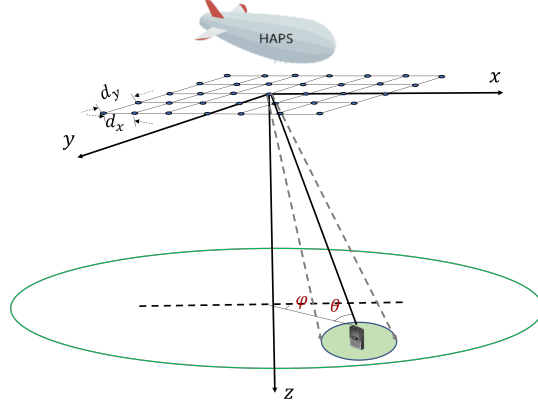


Fig. 2: HAPS antenna configuration.

where  $\hat{h}_{r,u}^b \sim \mathcal{NC}(0, 1)$ , normal random variable with zero mean and unit variance, represents the small-scale Rayleigh fading channel gain, and  $\xi_u^b = 10^{\xi'_u/10}$  denotes the log-normal shadowing gain, where  $\xi'_u$  is the Gaussian random variable with zero mean and standard deviation  $\sigma_\xi$  (in dB).  $PL_{b,u}$  refers to the path loss between base station  $b$  and UE  $u$ , calculated as

$$PL_{b,u} = \left( \frac{4\pi f_c d_{b,u}}{c} \right)^2, \quad \forall u, \quad \forall b, \quad (2)$$

where  $f_c$  is the carrier frequency (in Hz),  $d_{b,u}$  (in m) is the distance between the base station  $b$  and UE  $u$ , and  $c$  represents the speed of light in free space.

Considering the working frequency of the vHetNet,  $\mathbf{h}_u^{B+1}$ , representing the channel vector between HAPS and UE  $u$ , can be modeled as a 3D Rician fading channel with a dominant LoS and NLoS parts as [13]

$$\mathbf{h}_u^{B+1} = \frac{1}{\sqrt{PL_{(B+1),u}}} \left( \sqrt{\frac{1}{1+K_u}} \hat{\mathbf{h}}_u + \sqrt{\frac{K_u}{1+K_u}} \bar{\mathbf{h}}_u \right), \quad \forall u, \quad (3)$$

where  $PL_{(B+1),u}$  represents the FSPL between HAPS and UE  $u$ ,  $K_u$  is the Rician factor for UE  $u$ , and  $\hat{\mathbf{h}}_u \in \mathbb{C}^{N_{B+1}}$  represents the NLoS component of the channel vector with its elements from a normal random distribution with zero mean and unit variance,  $\mathcal{NC}(0, 1)$ . Accordingly,  $\bar{\mathbf{h}}_u$  is the LoS component of the channel vector as

$$\bar{\mathbf{h}}_u = \mathbf{a}(\theta_u, \phi_u) \otimes \mathbf{b}(\theta_u, \phi_u), \quad \forall u, \quad (4)$$

where the symbol  $\otimes$  denotes the Kronecker product of two vectors, and  $\mathbf{a}(\theta_u, \phi_u)$  and  $\mathbf{b}(\theta_u, \phi_u)$  are steering vectors defined as

$$\mathbf{a}(\theta_u, \phi_u) = [1, e^{j2\pi d_h}, \dots, e^{j2\pi(N_{B+1}^H-1)d_h}]^T, \quad \forall u, \quad (5a)$$

$$\mathbf{b}(\theta_u, \phi_u) = [1, e^{j2\pi d_v}, \dots, e^{j2\pi(N_{B+1}^V-1)d_v}]^T, \quad \forall u, \quad (5b)$$

where  $d_h = d_x \cos \theta_u \sin \phi_u / \lambda$  and  $d_v = d_y \cos \theta_u \cos \phi_u / \lambda$ .  $\theta_u \in [0, \pi/2]$  and  $\phi_u \in [-\pi, \pi)$  are the elevation and azimuth angles of UE  $u$ .  $d_x$  and  $d_y$  are the antenna elements spacing in  $x$  and  $y$  directions (as shown in Fig. 2), and  $\lambda = c/f_c$  represents the wavelength.

Now, we formulate the MMF problem. To this end, first, we define the binary user association matrix,  $\mathbf{A} \in \mathbb{B}^{(B+1) \times U}$ , whose elements are defined as

$$a_{b,u} = \begin{cases} 1, & \text{if UE } u \text{ is associated to base station } b, \\ 0, & \text{otherwise.} \end{cases} \quad (6)$$

For the considered system model, the received signal of UE  $u$  can be expressed as

$$y_u = \sum_{b=1}^{B+1} (\mathbf{h}_u^b)^H \mathbf{w}_u^b s_u + \sum_{b=1}^{B+1} \sum_{\substack{k=1 \\ k \neq u}}^U (\mathbf{h}_u^b)^H \mathbf{w}_k^b s_k + n_u, \quad (7)$$

where  $s_u$  refers to the transmitted data signal from of UE  $u$  and  $n_u$  denotes the additive white Gaussian noise (AWGN) at UE  $u$ , with zero mean and variance of  $\sigma_n^2$ .  $(\cdot)^H$  refers to the conjugate transpose operation. Henceforth, the signal-to-interference-plus-noise ratio (SINR) for UE  $u$  can be defined as

$$\gamma_u = \frac{\sum_{b=1}^{B+1} |(\mathbf{h}_u^b)^H \mathbf{w}_u^b|^2}{\sum_{b=1}^{B+1} \sum_{\substack{k=1 \\ k \neq u}}^U |(\mathbf{h}_u^b)^H \mathbf{w}_k^b|^2 + \sigma_n^2}, \quad \forall u, \quad (8)$$

where  $\mathbf{w}_u^b \in \mathbb{C}^{N_b}$  represents the beamforming vector for UE  $u$  at base station  $b$ , whereas  $\mathbf{h}_u^b \in \mathbb{C}^{N_b}$  represents the channel vector between base station  $b$  and UE  $u$ . It is noteworthy that the equations (7) and (8) are applicable under the assumption that the beamforming weights for non-associated UEs are zero at each base station. Now, we formulate the fairness optimization problem for joint user association and beamforming matrix design. The objective is to maximize the minimum SE of the network, that is equivalent to maximizing the minimum SINR of the network. The initial formulation of the optimization problem can be represented mathematically as

$$\underset{\mathbf{A}, \mathbf{W}, \gamma_m}{\text{maximize}} \quad \gamma_m \quad (9a)$$

$$\text{s.t.} \quad \gamma_u \geq \gamma_m, \quad \forall u, \quad (9b)$$

$$(1 - a_{b,u}) \|\mathbf{w}_u^b\|_2 = 0, \quad \forall u, \quad \forall b, \quad (9c)$$

$$\|\mathbf{W}^b\|_F^2 \leq P_b^{\max}, \quad \forall b, \quad (9d)$$

$$\sum_{b=1}^{B+1} a_{b,u} = 1, \quad \forall u, \quad (9e)$$

$$\mathbf{A} \in \mathbb{B}^{(B+1) \times U}, \quad (9f)$$

$$\mathbf{W}^b \in \mathbb{C}^{N_b \times U}, \quad \forall b, \quad (9g)$$

where the objective function,  $\gamma_m$ , represents minimum SINR of network, and  $\mathbf{W}$  denotes the collection of all beamforming matrices  $\mathbf{W}^b \in \mathbb{C}^{N_b \times U}$ ,  $\forall b$ .  $P_b^{\max}$ ,  $\forall b$ , is the maximum total transmit power of base station  $b$ .  $\|\cdot\|_F$  refers to the matrix Frobenius norm operation.

Problem (9) aims to design joint user association and beamforming matrix design, under a set of constraints (9b)-(9g). Constraint (9b) ensures that the MMF is maintained within the network, while constraint (9c) enforces that the beamforming weights for non-associated UEs at each base station are zero. The constraint (9d) limits the total transmit power of each base station to its maximum available transmit power. Finally, constraint (9e) guarantees that each UE is associated with only one base station. However, (9) is an MINLP problem due to non-convex constraints (9b) and (9c), and binary variables in (9f). Furthermore, the presence of binary variable matrix  $\mathbf{A}$  makes it even more challenging to solve for the global solution. In the following section, we propose a rapid converging SCA-based [14] iterative algorithm to obtain the suboptimal solution for problem (9). The approach utilizes RLT to transform MINLP into an equivalent convex problem, which is then solved iteratively until convergence to the suboptimal solution.

### III. PROBLEM RELAXATION AND PROPOSED ALGORITHM

This section presents a methodology to transform problem (9) into a mathematically tractable form by applying various approximations and techniques to deal with the non-convex parts. These techniques are summarized in the following of this section. First, we deal with the non-convex constraint (9b). Due to the fractional formula on the left-hand side, the constraint is non-convex. To tackle this, we define a few set of slack variables  $\beta_u$ ,  $\forall u$ , and  $\alpha_u$ ,  $\forall u$ , and replace the left-hand side by its lower bound approximation  $\alpha_u$ . Two new constraints, as (10), should be defined to ensure that  $\alpha_u$  is the lower bound approximation for  $\gamma_u$ :

$$\alpha_u \beta_u \leq \sum_{b=1}^{B+1} |(\mathbf{h}_u^b)^H \mathbf{w}_u^b|^2, \quad \forall u, \quad (10a)$$

$$\beta_u \geq \sum_{b=1}^{B+1} \sum_{\substack{k=1 \\ k \neq u}}^U |(\mathbf{h}_u^b)^H \mathbf{w}_k^b|^2 + \sigma_n^2, \quad \forall u. \quad (10b)$$

Note that, equation (10b) represents a convex inequality constraint but the equation (10a) is non convex due to the norm at the right hand side. To handle this, we define slack variable matrices  $\mathbf{P} \in \mathbb{R}^{(B+1) \times U}$ , and  $\mathbf{Q} \in \mathbb{R}^{(B+1) \times U}$ , with their elements, respectively, defined as

$$p_{b,u} \leq \Re\left((\mathbf{h}_u^b)^H \mathbf{w}_u^b\right), \quad \forall u, \quad \forall b, \quad (11a)$$

$$q_{b,u} \leq \Im\left((\mathbf{h}_u^b)^H \mathbf{w}_u^b\right), \quad \forall u, \quad \forall b, \quad (11b)$$

where,  $\Re(\cdot)$  and  $\Im(\cdot)$  represent the real and imaginary parts of a complex number, respectively. Consequently, the equation (10a) can be reformulated as

$$\alpha_u \beta_u \leq \sum_{b=1}^{B+1} (p_{b,u})^2 + (q_{b,u})^2, \quad \forall u. \quad (12)$$

In order to be able to convert equation (12) to a convex form, we rewrite the equation as

$$\alpha_u \leq \sum_{b=1}^{B+1} \frac{(p_{b,u})^2 + (q_{b,u})^2}{\beta_u}, \quad \forall u, \quad (13)$$

which can be converted to equivalent convex form by replacing the right hand side with its approximated first-order Taylor series as

$$\alpha_u \leq \sum_{b=1}^{B+1} \frac{2p_{b,u}^{(n)}}{\beta_u^{(n)}} (p_{b,u} - p_{b,u}^{(n)}) + \frac{2q_{b,u}^{(n)}}{\beta_u^{(n)}} (q_{b,u} - q_{b,u}^{(n)}) + \frac{(p_{b,u}^{(n)})^2 + (q_{b,u}^{(n)})^2}{\beta_u^{(n)}} \left( 1 - \frac{\beta_u - \beta_u^{(n)}}{\beta_u^{(n)}} \right), \quad \forall u, \quad (14)$$

where superscript  $(n)$  refers to the value of corresponding variable in the  $n$ th iteration of the SCA process.

Next, we convert constraint (9c) to an equivalent convex form. This constraint is not convex due to the non-affine equality constraint and the non-convex term  $a_{b,u} \|\mathbf{w}_u^b\|_2$ . To tackle this, we define a few slack variables  $\omega_u^b$ ,  $\forall u, \forall b$ , as the upper limit for  $\|\mathbf{w}_u^b\|_2$ , and change the equality constraint to inequality, without loss of generality, due to the positive nature of norm function. In this way, constraint (9c) can be replaced by following two inequalities:

$$\|\mathbf{w}_u^b\|_2 \leq \omega_u^b, \quad \forall u, \forall b, \quad (15a)$$

$$(1 - a_{b,u}) \omega_u^b \leq 0, \quad \forall u, \forall b. \quad (15b)$$

Constraint (15b) is still non-convex due to the product of variables  $a_{b,u}$  and  $\omega_u^b$ . To this end, we define slack variables  $v_u^b = a_{b,u} \omega_u^b$ ,  $\forall u, \forall b$ , and define four new constraints as below to ensure that the actual equality holds:

$$0 \leq v_u^b \leq P_b^{\max} a_{b,u}, \quad \forall u, \forall b, \quad (16a)$$

$$0 \leq \omega_u^b - v_u^b \leq P_b^{\max} (1 - a_{b,u}), \quad \forall u, \forall b. \quad (16b)$$

In this way, constraint (15b) will be transformed as

$$\omega_u^b - v_u^b \leq 0, \quad \forall u, \forall b. \quad (17)$$

After applying the aforementioned relaxations, the SCA optimization problem in  $n$ th iteration will be as

$$\underset{\mathbf{W}, \mathbf{A}, \boldsymbol{\alpha}, \boldsymbol{\beta}, \mathbf{P}, \mathbf{Q}, \gamma_m}{\text{maximize}} \quad \gamma_m \quad (18a)$$

$$\text{s.t.} \quad \alpha_u \geq \gamma_m, \quad \forall u, \quad (18b)$$

$$(9d), (9e), (9f), (9g), (10b), \quad (18c)$$

$$(11), (14), (15a), (16), (17), \quad (18d)$$

where  $\boldsymbol{\alpha} = [\alpha_1, \dots, \alpha_U]^T$ , and  $\boldsymbol{\beta} = [\beta_1, \dots, \beta_U]^T$ . Problem (18) is a second order convex programming (SOCP) [15] type problem which can be solved using solvers such as Mosek [16]. Now we present an algorithm that provides the optimal solution for the approximate problem (18) which is the sub-optimal solution for the original problem (9). The pseudocode of the proposed iterative joint user association and beamforming weights design (JUBD) algorithm is outlined in Algorithm 1. According to the algorithm, (18) is solved iteratively until the convergence of the objective function value or maximum number of SCA iterations,  $N_{\text{iter}}$ , is reached, whichever first. The worst-case computational cost of the algorithm is mainly determined by the branch-and-bound method to solve MIP, and is given as  $\mathcal{O}(2^{U(B+1)})$ .

---

**Algorithm 1** Proposed iterative JUBD algorithm for vHetNets.

---

- 1: **Input:**  $U, B, N_b, \forall b, \mathbf{H}^b, \forall b, P_b^{\max}, \forall b, \sigma_n^2, N_{\text{iter}}$ .
  - 2: **Output:**  $\mathbf{W}^*, \mathbf{A}^*$ .
  - 3: Initialize  $\boldsymbol{\beta}^{(0)}, \mathbf{P}^{(0)}, \mathbf{Q}^{(0)}$ , and set  $n := 0$ .
  - 4: Repeat until convergence or until  $n \leq N_{\text{iter}}$  :
    - solve (18) to find  $\mathbf{A}^{(n)*}, \mathbf{W}^{(n)*}, \boldsymbol{\alpha}^{(n)*}, \boldsymbol{\beta}^{(n)*}, \mathbf{Q}^{(n)*}, \mathbf{P}^{(n)*}, \gamma_m^{(n)*}$ .
    - update  $\boldsymbol{\beta}^{(n+1)} := \boldsymbol{\beta}^{(n)*}, \mathbf{P}^{(n+1)} := \mathbf{P}^{(n)*}, \mathbf{Q}^{(n+1)} := \mathbf{Q}^{(n)*}, n := n + 1$ .
-

TABLE I: Simulation Parameters.

Parameter	Value
Center frequency ( $f_c$ )	2.545 GHz
$\sigma_\xi$	8
$K_u$	10
$N_b, b \in \{1, \dots, B\}$	$4 \times 4$
$N_{B+1}$	$8 \times 8$
$d_x, d_y$	$\lambda/2$
$P_b^{\max}, b \in \{1, \dots, B\}$	43 dBm
$P_{B+1}^{\max}$	52 dBm
$\sigma_n^2$	-100 dBm
HAPS altitude	20 Km
Maximum number of SCA iterations ( $N_{\text{iter}}$ )	10

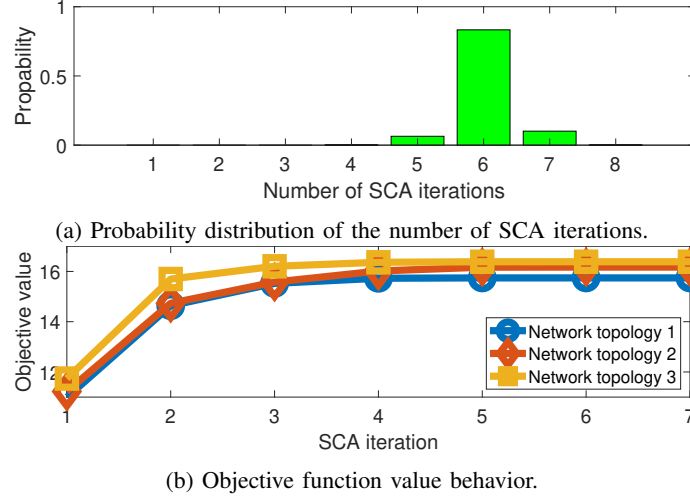


Fig. 3: Convergence behaviour of the proposed Algorithm 1.

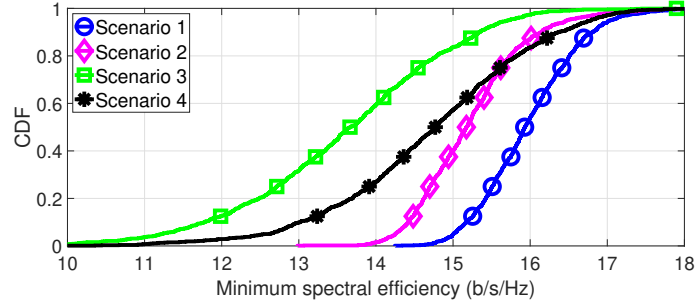
#### IV. NUMERICAL RESULTS

In this section, we evaluate the performance of the proposed JUBD Algorithm 1 through numerical simulations. In simulations, we consider a 4 Km by 4 Km square hotspot urban area with 16 uniformly distributed UEs in it. To facilitate comparisons, we consider four distinct scenarios. Scenario 1 involves a vHetNet comprising four MBSs and one HAPS, and employs JUBD algorithm 1. Scenario 2 also involves a vHetNet comprising four MBSs and one HAPS, but focuses only on optimizing the beamforming weights and employs maximum received SINR-based scheme for user association. Scenarios 3 and 4 consider a standalone terrestrial network comprising four and five MBSs, respectively, and employ JUBD Algorithm 1. For each scenario, the results are obtained based on 1000 independent and identically distributed (i.i.d.) network topologies. All simulations are implemented in MATLAB using CVX with Mosek 9.1.9 as the internal solver [16]. The rest of the simulation parameters are listed in Table I.

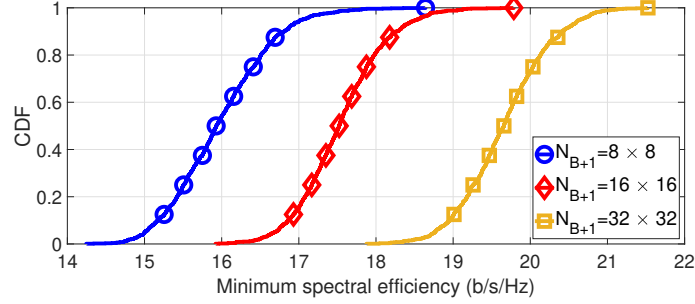
Fig. 3 presents the convergence behavior of the proposed JUBD Algorithm 1. Fig. 3a depicts the convergence pattern of the algorithm, which converges within seven SCA iterations, with the highest probability of convergence occurring at six SCA iterations. Fig. 3b presents the progression of the objective function values over SCA iterations for three different network topologies. It can be observed that the objective function value increases with each SCA iteration and saturates after five iterations.

Fig. 4 illustrates the cumulative distribution function (CDF) of the minimum SE for different scenarios. Particularly, Fig. 4a compares Scenarios 1, 2, 3, and 4, and from it, we can deduce three observations. First, the proposed vHetNet architecture (i.e., Scenarios 1 and 2), provides improved SE performance as compared to those of standalone terrestrial networks (i.e., Scenarios 3 and 4). This improvement is due to the fact that vHetNets allow some UEs to connect to HAPS due to higher order mMIMO antenna, LoS links and better channels, resulting in improved SE performance. Moreover, Fig. 5, which plots the probability distribution of UEs associated with HAPS, corroborates this fact. However, it can be observed from Fig. 5 that, in all network topologies, fewer than 50% UEs are associated with HAPS.

Secondly, the proposed JUBD Algorithm 1 for vHetNet, used in Scenario 1, yields better SE performance compared to the scenario where only the beamforming weights are optimized (i.e., Scenario 2). Lastly, the CDF curve of vHetNet (i.e., Scenarios 1 and 2) exhibited a notably steeper slope when compared to those of standalone terrestrial networks (i.e., Scenarios 3 and 4). Steepness indicates a reduced standard deviation concerning the minimum SE. Accordingly, in vHetNets, UEs experience



(a) CDF of minimum spectral efficiency for 4 Scenarios.



(b) Impact of HAPS antenna configuration in Scenario 1.

Fig. 4: Statistical behavior of minimum spectral efficiency. Scenario 1: vHetNet (4 MBSs + HAPS) using JUBD Algorithm, Scenario 2: vHetNet (4 MBSs + HAPS) beamforming optimization with max-SINR based user association, Scenario 3: Standalone terrestrial network (4 MBSs) using JUBD Algorithm, Scenario 4: Standalone terrestrial network (5 MBSs) using JUBD Algorithm.

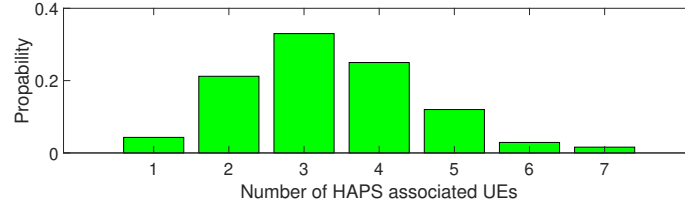


Fig. 5: Probability distribution of UEs associated with HAPS.

almost the same QoS regardless of their positioning within the coverage area. This is because if a UE experiences suboptimal channel conditions within the terrestrial network, it gets associated with HAPS with a better channel quality due to the dominant LoS connection. The third observation reaffirms the provision of fairer QoS to UEs in different network topologies.

Fig. 4b plots the CDF of minimum SE for Scenario 1 with the varying number of antenna elements on HAPS,  $N_{B+1} = \{8 \times 8, 16 \times 16, 32 \times 32\}$ . It can be observed that the SE performance of the network increases with the number of antenna elements on HAPS. This is because a higher order mMIMO antenna easily forms a narrower spot beam resulting in increased gain toward the target UE and decreased interference toward other UEs.

## V. CONCLUSION

In this work, we proposed the design of an optimum beamforming weight and user association scheme for an integrated HAPS-terrestrial network (vHetNet) to mitigate interference. We formulated an MMF optimization problem, which turned out to be a MINLP. In general, MINLP problems are challenging to solve; thus, we reformulated the original problem and developed a low-complexity and fast-converging SCA-based iterative algorithm to solve it. Simulation results showed that vHetNets with optimized beamforming and user association scheme offer higher SE than standalone terrestrial network scenarios. This observation demonstrates the potential of HAPS-enabled vHetNets for the 6G and beyond wireless networks.

## REFERENCES

- [1] Y. Hokazono, H. Kohara, Y. Kishiyama and T. Asai, "Extreme coverage extension in 6G: Cooperative non-terrestrial network architecture integrating terrestrial networks," in *Proc. IEEE Wireless Commun. Netw. Conf. (WCNC)*, Austin, TX, USA, 10–13 Apr. 2022, pp. 138–143.
- [2] G. Karabulut Kurt, M. G. Khoshkholgh, S. Alfattani, A. Ibrahim, T. S. J. Darwish, M. S. Alam, H. Yanikomeroglu, and A. Yongacoglu, "A vision and framework for the high altitude platform station (HAPS) networks of the future," *IEEE Commun. Surveys Tuts.*, vol. 23, no. 2, pp. 729–779, Secondquarter 2021.
- [3] T. Tozer and D. Grace, "High-altitude platforms for wireless communications," *Electron. Commun. Eng. J.*, vol. 13, no. 3, pp. 127–137, Jun. 2001.
- [4] M. S. Alam, G. K. Kurt, H. Yanikomeroglu, P. Zhu, and N. D. Dao, "High altitude platform station based super macro base station constellations," *IEEE Commun. Mag.*, vol. 59, no. 1, pp. 103–109, Jan. 2021.

- [5] M. Alzenad, M. Z. Shakir, H. Yanikomeroglu, and M.-S. Alouini, "FSO-based vertical backhaul/fronthaul framework for 5G+ wireless networks," *IEEE Commun. Mag.*, vol. 56, no. 1, pp. 218–224, Jan. 2018.
- [6] Z. Wei, L. Wang, Z. Gao, H. Wu, N. Zhang, K. Han, Z. Feng, "Spectrum sharing between high altitude platform network and terrestrial network: Modeling and performance analysis," *IEEE Trans. Commun.*, vol. 71, no. 6, pp. 3736–3751, Jun. 2023.
- [7] Y. Kawamoto, A. Matsushita, S. Verma, N. Kato, K. Kaneko, A. Sata, M. Hangai, "HAPS-based interference suppression through null broadening with directivity control in space-air-ground integrated networks," *IEEE Trans. Veh. Technol.*, 2023 (Early Access).
- [8] Y. Shibata, W. Takabatake, K. Hoshino, A. Nagate and T. Ohtsuki, "HAPS cell design method for coexistence on terrestrial mobile networks," in *Proc. IEEE Veh. Technol. Conf.*, Florence, Italy, 20–23 Jun. 2023, pp. 1–6.
- [9] K. Tashiro, K. Hoshino, and A. Nagate, "Nullforming-based precoder for spectrum sharing between HAPS and terrestrial mobile networks," *IEEE Access*, vol. 10, pp. 55675–55693, 2022.
- [10] W. Liu, X. Hou, L. Chen, Y. Hokazono and J. Zhao, "Interference coordination method for integrated HAPS-terrestrial networks," in *Proc. IEEE Veh. Technol. Conf.*, Helsinki, Finland, 19–22 Jun. 2022, pp. 1–6.
- [11] H. Khoshkbari, S. Sharifi and G. Kaddoum, "User association in a VHetNet with delayed CSI: A deep reinforcement learning approach," *IEEE Commun. Lett.*, vol. 27, no. 8, pp. 2257–2261, Aug. 2023.
- [12] A. A. Shamsabadi, A. Yadav, O. Abbasi and H. Yanikomeroglu, "Handling interference in integrated HAPS-terrestrial networks through radio resource management," *IEEE Wireless Commun. Lett.*, vol. 11, no. 12, pp. 2585 - 2589, Dec. 2022.
- [13] Z. Lian, L. Jiang, C. He and D. He, "User grouping and beamforming for HAP massive MIMO systems based on statistical-eigenmode," *IEEE Wireless Commun. Lett.*, vol. 8, no. 3, pp. 961–964, Jun. 2019.
- [14] A. Beck, A. Ben-Tal, and L. Tetrushvili, "A sequential parametric convex approximation method with applications to nonconvex truss topology design problems," *J. Global Optim.*, vol. 47, no. 1, pp. 29–51, May 2010.
- [15] S. Boyd and L. Vandenberghe, *Convex Optimization*. Cambridge, U.K.: Cambridge Univ. Press, 2004.
- [16] Michael Grant and Stephen Boyd. CVX: Matlab software for disciplined convex programming, version 2.0 beta, Sep. 2013. [Online]. Available: <http://cvxr.com/cvx>