

THE CYCLE DOUBLE COVER CONJECTURE FROM THE PERSPECTIVE OF PERCOLATION THEORY ON ITERATED LINE GRAPHS

JENS WALTER FISCHER

ABSTRACT. The cycle double cover conjecture is a long standing problem in graph theory, which links local properties, the valency of a vertex and no bridges, and a global property of the graph, being covered by a particular set of cycles. We tackle this problem via an interpretation motivated by notions from percolation theory.

Our approach consists in a lift of walks and cycles in G to sets of open and closed edges on $\mathcal{L}(\mathcal{L}(G))$, the line graph of the line graph of G . We exploit that triangles are preserved by the line graph operator to obtain a one-to-one mapping from walks in the underlying graph G to walks on $\mathcal{L}(\mathcal{L}(G))$ minus a certain subset of its triangles. The final argument is then inspired by percolation theory, using and flipping $\{0, 1\}$ labels on the resulting object to open or block specific edges in $\mathcal{L}(\mathcal{L}(G))$ to be traversed by a walk. We prove that there is a labeling such that its projection back to G implies a double cycle cover, if G is a simple bridgeless triangle-free cubic graph.

Key words : Cycle Double Cover Conjecture, Line Graph, Combinatorics

MSC 2020 : 05C10, 57M15

1. INTRODUCTION & MAIN STATEMENTS

We consider in what follows finite simple connected graphs $G = (V, E)$, with a particular focus on the edge set E . Line graphs have been around for quite some time, Whitney proved already in 1932 in [Whi32] that (almost) any graph can be reconstructed from its line graph. Additionally, a graph can be identified to be the line graph of some other graph in linear time, see [Rou73] and [Leh74]. The direct extension to iterated line graphs, meaning the line graph of the line graph or the line graph of the line graph of the line graph and so on, has also been focus of research, for example in the context of Hamiltonian line graphs, see [Cha68], or more recent on their spectra in the context of regular graphs, see [Ram+05]. The inverse direction, to conclude from properties of an iterated line graph structural properties of the underlying graph G , seems to be rarer in occurrence. We want to go this path to tackle an open problem, which requires a global view on the adjacency structure of G .

Our problem at hand is the Cycle Double Cover Conjecture, a long standing problem in graph theory dating back to Szekeres in 1973, see [Sze73], and Seymour in 1980, see [Sey80]. It is closely linked to the genus of a graph and can be formulated

for bridgeless cubic graphs, covering the remaining graph classes as well due to edge-contraction arguments, which preserve the Cycle Double Cover. The graph has to be bridgeless, since otherwise the bridge has to be traversed twice by the same cycle. Additionally, we can assume that the underlying graph is triangle free, since expansions of a vertex of valency 3 into a triangle also preserves the Cycle Double Cover. Consequently, we can formulate it as the following theorem.

Theorem 1.1. *Let $G = (V, E)$ be a connected simple bridgeless triangle-free cubic graph. Then, there is a Cycle Double Cover such that no edge is covered twice by the same cycle.*

We need the following central definition for the discussion.

Definition 1.2. *Let $G = (V, E)$ be a connected simple graph. Then, the line graph L of G is the graph defined by $L = (E, \mathcal{E})$ with $\langle e, \bar{e} \rangle \in \mathcal{E}$ if and only if $e = \langle v, w \rangle, \bar{e} = \langle w, u \rangle$ with $v, w, u \in V, v \neq w \neq u$.*

Geometrically, the line graph lifts the neighborhood relationship of the edges in G into a new graph which potentially disentangles edge related properties of the underlying graph G .

Notation 1.3. *For any connected simple undirected graph G with line graph L , we write as the line graph operator $\mathcal{L}(G) := L$.*

Furthermore, we are going to work extensively with deletions of subgraphs which we denote as follows.

Definition 1.4. *For any connected simple undirected graph $G = (V, E)$ and a subgraph $H = (V', E')$ with $V' \subseteq V$ and $E' \subseteq E$, we define the difference of G and H to be the graph $G \setminus H := (V, E \setminus E')$.*

In particular, triangles will play an essential role, due to being fixed subgraph structures under the line graph operator as explained in Lemma 1.5

Lemma 1.5. *Let $\mathcal{T} := \{T_i\}$ the set of all triangles in G . Then, the set $\mathcal{T}_{\mathcal{L}(G)} = \{\mathcal{L}(T_i)\}$ contains exclusively subgraphs of $\mathcal{L}(G)$ which are triangles.*

In short, the operator \mathcal{L} maps triangles to triangles. This is however not a one-to-one correspondence because vertices of valency 3 also introduce a triangle in the line graph. We discuss in Section 2 that removing a specific set of triangles from $\mathcal{L}(\mathcal{L}(G))$ allows to disentangle cycle structures in G . To this end, we fix the following central object of interest.

Definition 1.6. *Define the graph $\mathfrak{L}_2(G)$ associated to G as*

$$\mathfrak{L}_2(G) := \mathcal{L}(\mathcal{L}(G)) \setminus \mathcal{T}_{\mathcal{L}(\mathcal{L}(G))}. \quad (1.1)$$

We call it the reduced order two line graph.

We are now going to establish structural results on $\mathfrak{L}_2(G)$, which we will use extensively in the proof of Theorem 1.1. The proof of Theorem 1.1 follows in Section 4 after the presentation of all results on the necessary construction discussed in Section 2. In what follows, let $G = (V, E)$ be a connected simple undirected bridgeless triangle-free cubic graph. We need the following observation which can be checked directly.

2. STRUCTURE OF REDUCED ORDER TWO LINE GRAPH

Recall that we defined the reduced order two line graph as $\mathfrak{L}_2(G)$ with

$$\mathfrak{L}_2(G) := \mathcal{L}(\mathcal{L}(G)) \setminus \mathcal{T}_{\mathcal{L}(\mathcal{L}(G))}.$$

Our particular interest lies in the remainders of K_4 cliques in $\mathcal{L}(\mathcal{L}(G))$ after deletion of $\mathcal{T}_{\mathcal{L}(\mathcal{L}(G))}$. They will play a central role, allowing together with labels on the remaining edges to obtain a "separation of cycles" in $\mathfrak{L}_2(G)$. It can then be projected to G to obtain a double cycle cover proving Theorem 1.1. We develop the concept in the following subsections.

2.1. Reduced double line graph and reduced cliques. In this subsection, we will analyze the structure of $\mathfrak{L}_2(G)$ and, in particular, the role of K_4 cliques in $\mathcal{L}(\mathcal{L}(G))$ and their induced subgraphs after deletion of $\mathcal{T}_{\mathcal{L}(\mathcal{L}(G))}$.

Proposition 2.1. *The graph $\mathfrak{L}_2(G)$ is 4-regular and connected.*

Proof. Note first, that $\mathcal{L}(\mathcal{L}(G))$ is 6-regular and any vertex in $\mathcal{L}(\mathcal{L}(G))$ belongs to exactly one triangle induced by a triangle in $\mathcal{L}(G)$, i.e., which belongs to $\mathcal{T}_{\mathcal{L}(\mathcal{L}(G))}$. Consequently, by removing $\mathcal{T}_{\mathcal{L}(\mathcal{L}(G))}$, the valency is reduced by 2 for any vertex such that $\mathfrak{L}_2(G)$ is 4-regular.

Furthermore, the graph $\mathcal{L}(\mathcal{L}(G))$ can be seen as a composition of K_4 where each vertex belongs to exactly 2 cliques K_4 and any neighbor of a vertex belongs to one of the associated cliques. Let $T^{(2)}$ a triangle in $\mathcal{T}_{\mathcal{L}(\mathcal{L}(G))}$ and $v \in T^{(2)}$. Denote by $\{v_1^{(a)}, v_2^{(a)}, v_3^{(a)}, v\}$ and $\{v_1^{(b)}, v_2^{(b)}, v_3^{(b)}, v\}$ the vertex sets of the two cliques associated to v . Additionally, remark that since v belongs to $T^{(2)}$ so does one further vertex of each clique. Without loss of generality, we assume that $T^{(2)} = \{v, v_1^{(a)}, v_1^{(b)}\}$. Removing the edges of $T^{(2)}$ from $\mathcal{L}(\mathcal{L}(G))$ removes, consequently, two edges from each clique K_4 such that their reduced form stays connected and so does, finally, their composition. \square

The central part of the further construction are the reduced cliques K_4 in $\mathfrak{L}_2(G)$ which arise from the deletion of the induced triangles.

Notation 2.2. *We denote by $\mathcal{X} := \{\mathbb{X}_i\}_{i=1}^{|E|}$ the reduced cliques K_4 constructed in the proof of Proposition 2.1 and write $(\mathfrak{L}_2(G), \mathcal{X})$ for the full graph-subgraph structure.*

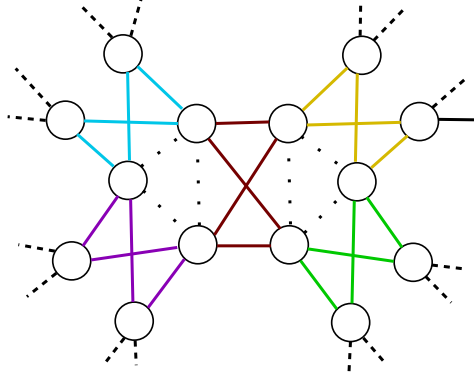


FIGURE 1. Local representation of $\mathfrak{L}_2(G)$ using colors to represent the reduced cliques \mathbb{X} . Dashed lines represent edges leading to the remaining parts of the graph. Dotted lines represent the removed triangles.

The name of the reduced cliques is motivated by their form in a local representation as is illustrated in Figure 1. They form an edge-disjoint cover of $\mathfrak{L}_2(G)$, i.e., $\mathbb{X}, \mathbb{Y} \in \mathcal{X}$ do not share any edges and the union over all \mathbb{X} gives all of $\mathfrak{L}_2(G)$. Moreover, by construction, any two $\mathbb{X}, \mathbb{Y} \in \mathcal{X}$ have at most one vertex in common. In what follows, we assign labels in $\{0, 1\}$ to all edges in $\mathfrak{L}_2(G)$ and by canonical extension to any $\mathbb{X} \in \mathcal{X}$, where 0 means closed and 1 means open, in accordance with classical notations in percolation theory.

Definition 2.3. Consider the graph $(\mathfrak{L}_2(G), \mathcal{X})$ together with a set of labels

$$\Lambda := \left\{ \{0, 1\}^{\{e \in \mathbb{X}\}} \mid \mathbb{X} \in \mathcal{X} \right\}. \quad (2.1)$$

We denote by $\lambda_e \in \{0, 1\}$ the label of the edge $e \in \mathbb{X}$.

We say that Λ is a valid labeling if for all $\mathbb{X} \in \mathcal{X}$ we have for all $v \in \mathbb{X}$ two vertices $w, u \in \mathbb{X} \setminus \{v\}$ with $\langle v, w \rangle, \langle v, u \rangle \in \mathbb{X}$ such that

$$\lambda_{\langle v, w \rangle} = 1 - \lambda_{\langle v, u \rangle}. \quad (2.2)$$

If Λ is a valid labeling, we write $(\mathfrak{L}_2(G), \mathcal{X}, \Lambda)$ for the labeled graph-subgraph structure.

Note that there are effectively two choices of labels for any reduced clique \mathbb{X} to obtain a valid labeling Λ . A vertex $v \in (\mathfrak{L}_2(G), \mathcal{X}, \Lambda)$ is incident to exactly two edges e_1, e_2 with $\lambda_{e_1} = \lambda_{e_2} = 1$ and edges e_3, e_4 with $\lambda_{e_3} = \lambda_{e_4} = 0$ in $(\mathfrak{L}_2(G), \mathcal{X}, \Lambda)$ since it belongs to exactly two reduced cliques.

Lemma 2.4. Given, $(\mathfrak{L}_2(G), \mathcal{X}, \Lambda)$ the edge-induced subgraph of $\mathfrak{L}_2(G)$ on the set of open edges

$$\mathfrak{E}_2^{(open)} := \{e \in \mathfrak{L}_2(G) \mid \lambda_e = 1\} \quad (2.3)$$

is a disjoint union of cycles.

Proof. Any vertex in the edge-induced subgraph has degree 2 independently of the choice of labels as long as Λ is valid. Consequently, any connected component of the

edge-induced subgraph is a simple graph with vertices of valency 2. Therefore, any connected component is a cycle. Disjointness follows as well. \square

The edge-induced subgraph of $\mathfrak{L}_2(G)$ on $\mathfrak{E}_2^{(open)}$ will play a central role. Its constituent cycles will give for a specific valid labeling Λ after projection to G a double cycle cover. In Figure 2 a local representation of the situation is illustrated.

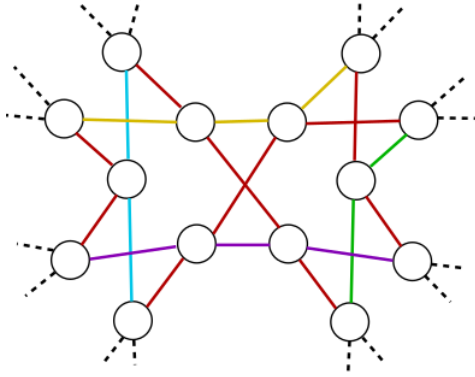


FIGURE 2. Local representation of $(\mathfrak{L}_2(G), \mathcal{X}, \Lambda)$ using colors to represent the closed edges and the open edges inducing cycles. Closed edges are dark red and open edges are the remaining colors. Open edges of identical color belong to the same cycle.

In fact, for an underlying graph $G = (V, E)$, working combinatorically through all valid labels of the reduced cliques is unfeasible since there are $2^{|E|}$ possibilities. It turns out that considering $(\mathfrak{L}_2(G), \mathcal{X}, \Lambda)$ and in particular a valid labeling Λ , it is more insightful to look globally at the cycles induced by $\mathfrak{E}_2^{(open)}$ on $\mathfrak{L}_2(G)$.

Notation 2.5. Given $(\mathfrak{L}_2(G), \mathcal{X}, \Lambda)$, we denote by Γ_Λ the set of disjoint cycles resulting from Lemma 2.4. A cycle will be denoted by $\gamma \in \Gamma_\Lambda$.

Given $(\mathfrak{L}_2(G), \mathcal{X}, \Lambda)$ we can make a link to the line graph $\mathcal{L}(G)$ as follows. First, embed canonically Γ_Λ into $\mathcal{L}(\mathcal{L}(G))$, then assign via projection to any edge in $\mathcal{L}(G)$ a color and two edges in $\mathcal{L}(G)$ have the same color if and only if the corresponding vertices in $\mathfrak{L}_2(G)$ belong to the same $\gamma \in \Gamma_\Lambda$. To make the map well-defined, we have to restrict the colorings of trails in $\mathcal{L}(G)$ since not all give a valid labeling of $\mathfrak{L}_2(G)$. We take into consideration certain colorings of trails in $\mathcal{L}(G)$, which induce valid Cycle Double Covers of G

Definition 2.6. Let \mathcal{T} be a set of closed trails in $\mathcal{L}(G)$ such that all vertices of $\mathcal{L}(G)$ are contained in some trail τ in \mathcal{T} . Denote by $\Delta = \{\Delta_1, \Delta_2, \Delta_3\}$ a triangle in $\mathcal{L}(G)$, which is induced by a single vertex in G (see [Har72]). Denote the remaining two neighbors of Δ_1 by v_1 and v_2 . We say τ induced a valid edge-labeling if for all trails $\phi \in \mathcal{T}$ and $\Delta_1 \in \phi$ as well as $\langle \Delta_1, \Delta_2 \rangle, \langle \Delta_1, \Delta_3 \rangle$ implies $\langle \Delta_1, v_1 \rangle, \langle \Delta_1, v_2 \rangle \in \phi$.

We will from now on only consider valid colorings in the sense of Definition 2.6.

Notation 2.7. We denote by $\chi_{\mathcal{E}}$ the projection from $\Gamma_{\Lambda} \subset \mathcal{L}(\mathcal{L}(G))$ to an edge coloring of $\mathcal{L}(G)$ and the lift from a valid edge-coloring of $\mathcal{L}(G)$ to some $\Gamma_{\Lambda'}$ by $\chi_{\mathcal{E}}^{-1}$.

Indeed, the projection $\chi_{\mathcal{E}}$ has an important structural property.

Lemma 2.8. Given $(\mathfrak{L}_2(G), \mathcal{X}, \Lambda)$, the projection $\chi_{\mathcal{E}}(\Gamma_{\Lambda})$ induces a valid edge-labeling on $\mathcal{L}(G)$ and can, in particular, be represented as a union of close trails covering $\mathcal{L}(G)$.

Proof. Since Γ_{Λ} consists of a disjoint union of cycles, covering all vertices of $\mathcal{L}(\mathcal{L}(G))$ and each vertex in $\mathcal{L}(\mathcal{L}(G))$ has a one-to-one correspondence to an edge in $\mathcal{L}(G)$, all that remains to be shown is that the projection gives indeed closed trails and they avoid covering all sides of a triangle in $\mathcal{L}(G)$. But the projected cycles cannot cover all sides of a triangle in $\mathcal{L}(G)$ because then a $\gamma \in \Gamma_{\Lambda}$ would already contain a triangle in $(\mathfrak{L}_2(G), \mathcal{X}, \Lambda)$, the latter being triangle free. The trails are closed since they arise from projected cycles in Γ_{Λ} . \square

Each valid labeling can now projected to G as shown in Figure 3, where π assigns to any edge in G one or two colors, corresponding to the colors of the edges incident to the corresponding vertex in $\mathcal{L}(G)$.

$$\begin{array}{ccccc}
 G & \xrightarrow{\mathcal{L}} & \mathcal{L}(G) & \xrightarrow{\mathcal{L}} & \mathcal{L}(\mathcal{L}(G)) \\
 \uparrow \text{cover} & & \uparrow \text{cover} & & \downarrow \\
 \omega_G & \xleftarrow{\pi} & \mathcal{T}_{\mathcal{L}(G)} & \xleftarrow{\chi_{\mathcal{E}}} & (\mathfrak{L}_2(G), \mathcal{X}, \Lambda)
 \end{array}$$

FIGURE 3. The diagram illustrates first the construction of $(\mathfrak{L}_2(G), \mathcal{X}, \Lambda)$. Then, subsequently, it shows the projection via $\chi_{\mathcal{E}}$ to a spanning set of closed trails $\mathcal{T}_{\mathcal{L}(G)}$ in $\mathcal{L}(G)$ and, then, via π to a set of closed walks ω_G in G such that the union over all walks traverses every edge exactly twice.

We fix one important property in the following observation, which follows directly from the construction as mentioned in Figure 3.

Lemma 2.9. Given $(\mathfrak{L}_2(G), \mathcal{X}, \Lambda)$ and the set $\omega_G := \chi_{\mathcal{E}}(\Gamma_{\Lambda})$, being a valid edge-coloring of $\mathcal{L}(G)$, its projection $\pi(\omega_G)$ to G is a set of closed walks such that the union over all walks traverses every edge exactly twice.

Proof. We use a proof by drawing to show that every edge is traversed twice. See Figure 4 which depicts the colored line graph locally around some vertex v in $\mathcal{L}(G)$. The coloring of the edges incident to v give canonically two, not necessarily unique, colors of the corresponding edge in G . Each color gives rise to a walk in G and, hence, the resulting family of walks traverses each edge exactly twice.

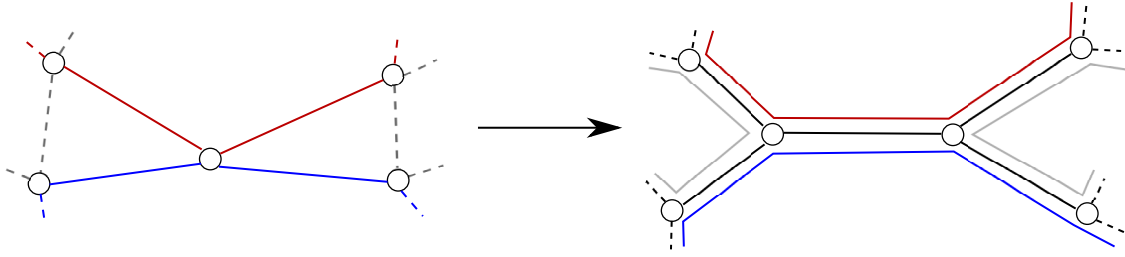


FIGURE 4. Projection from valid edge-coloring of $\mathcal{L}(G)$ on the left to double coloring of edge of G . The arrow indicates the mapping through π .

□

From the proof of Lemma 2.9 and, in particular, Figure 4 it is clear, that we need necessarily two unique colors in the neighborhood of each vertex in $\mathcal{L}(G)$, to obtain a cycle double cover of G . The corresponding labeling Λ is exactly given by the labels which are projected under $\pi \circ \chi_{\mathcal{E}}$ to a set of cycles in G . They have a specific structure which we define in the next Subsection 2.2 and show also their existence in the case of bridgeless cubic graphs.

2.2. Type A and Type B self-intersections. In this subsection, we develop on the structure of the cycles in Γ_{Λ} , given $(\mathfrak{L}_2(G), \mathcal{X}, \Lambda)$. For this, we need a few notations and definitions. They should render the construction more accessible since they lift everything to the space of induced cycles and we can drop the explicit reference to $\mathfrak{L}_2(G)$ and $(\mathfrak{L}_2(G), \mathcal{X}, \Lambda)$. We are going to establish a structural understanding by defining adjacent cycles in $(\mathfrak{L}_2(G), \mathcal{X}, \Lambda)$ before coming back to the projection between $\mathcal{L}(G)$ and $(\mathfrak{L}_2(G), \mathcal{X}, \Lambda)$.

Definition 2.10. Consider $(\mathfrak{L}_2(G), \mathcal{X}, \Lambda)$ and let $\gamma_1, \gamma_2 \in \Gamma_{\Lambda}$ cycles. If there is a reduced clique $\mathbb{X} \in \mathcal{X}$ and edges $e_1 \in \gamma_1, e_2 \in \gamma_2$ such that $e_1, e_2 \in \mathbb{X}$, then we call γ_1, γ_2 adjacent. Additionally, we say that \mathbb{X} joins γ_1 and γ_2 .

Note that two cycles can be joined by multiple $\mathbb{X} \in \mathcal{X}$. This has the following consequence.

Lemma 2.11. Given $(\mathfrak{L}_2(G), \mathcal{X}, \Lambda)$, the graph $\mathfrak{G}_{\Lambda} := (\Gamma_{\Lambda}, \mathfrak{E}_{\Lambda})$ where $\langle \gamma, \phi \rangle \in \mathfrak{E}_{\Lambda}$ if and only if $\gamma, \phi \in \Gamma_{\Lambda}$ and γ and ϕ are adjacent $(\mathfrak{L}_2(G), \mathcal{X}, \Lambda)$, is a simple connected graph with loops.

Proof. To start, the graph \mathfrak{G}_{Λ} is simple with potential loops, since adjacency may occur between $\gamma \in \Gamma_{\Lambda}$ and itself, implying loops, but is due to structure a binary property, implying that \mathfrak{G}_{Λ} is simple. On the other hand, to show that \mathfrak{G}_{Λ} is connected, we consider the projection $\chi_{\mathcal{E}}$ from $(\mathfrak{L}_2(G), \mathcal{X}, \Lambda)$ to $\mathcal{L}(G)$. Assume that \mathfrak{G}_{Λ} has at least two connected components. Since the projection $\chi_{\mathcal{E}}(\Gamma_{\Lambda})$ gives a valid edge-coloring of \mathcal{G} , this implies that $\mathcal{L}(G)$ can be separated in two subsets of edges with disjoint colorings \mathcal{C}_1 and \mathcal{C}_2 , with no two edges $e_1 \in \mathcal{C}_1$ and $e_2 \in \mathcal{C}_2$ being incident to the same vertex. Consequently, $\mathcal{L}(G)$ has at least two connected components, which is a contradiction to G being connected. □

We come back to the properties of \mathfrak{G}_Λ in Subsection 3.4 where it serves to control the structural evolution of Γ_Λ under transformation of the labels. Adjacency can locally be understood as illustrated in Figure 5. If two cycles are adjacent, the layout in Figure 5 can naturally be transformed to the diagonals being open.

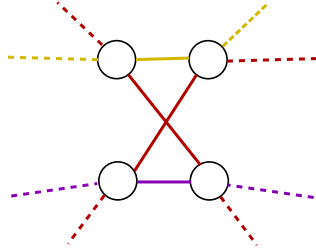


FIGURE 5. Two adjacent cycles and a joining reduced clique. Red edges are again closed and cycles are yellow and purple.

Nonetheless, for illustration purposes, we will use the layout presented in Figure 5 as an idea for adjacent cycles while the diagonals will be employed for self-intersections as defined in Definition 2.12.

Definition 2.12. *Let $\gamma \in \Gamma_\Lambda$. If there is a reduced clique \mathbb{X} such that both open edges in \mathbb{X} belong to γ , then we say that γ has a self-intersection and \mathbb{X} is a self-intersection of γ .*

Again, self-intersections are not necessarily unique. A possible illustration shown in Figure 6 serves, again, as an idea or intuition. In particular, self-intersections will play a crucial role in the proof in Section 4. They may arise from families of walks in G , such that any edge in G is traversed twice by walks in said family.

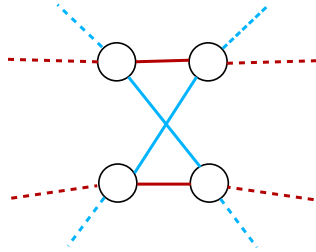


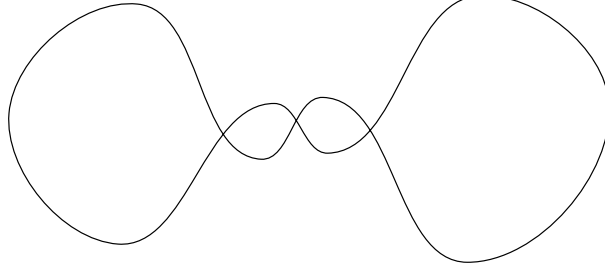
FIGURE 6. A self-intersection \mathbb{X} of some cycle γ . The cycle γ is colored in light blue.

The distinction between adjacency and self-intersections is a binary property of reduced cliques. Moreover, self-intersections of any cycle γ can, again, be differentiated into two topologically different types. For this, we need the following cycle notation, which is inspired by knot theory.

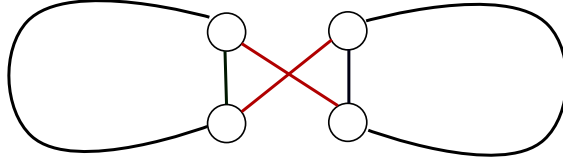
Definition 2.13. *Let $(\mathcal{L}_2(G), \mathcal{X}, \Lambda)$ a reduced order two line graph with reduced cliques \mathcal{X} and valid labeling Λ . Then we distinguish four types of cycles in Γ_Λ using*

the following set of diagrams.¹ Black lines in a reduced clique $\mathbb{X} \in \mathcal{X}$ are open edges, red ones closed.

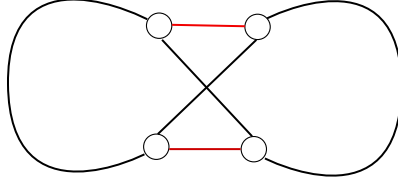
a) A simple cycle without any local structure exposed:



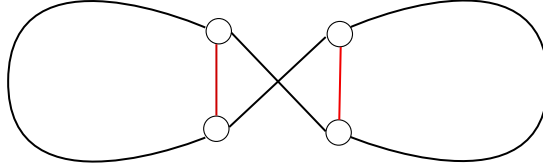
b) Two adjacent cycles joined by some reduced clique:



c) A self-intersecting cycle with focus on a self-intersection \mathbb{X} , called **Type A**:



d) A self-intersecting cycle with focus on a self-intersection \mathbb{X} , called **Type B**:



We want to emphasize that "intersections" in the sense of Definition 2.12 and as presented in Definition 2.13 c) and d) are not actual intersections which traverse a vertex or an edge twice. It is solely a view on the structure of the reduced cliques $\mathbb{X} \in \mathcal{X}$.

Definition 2.14. Consider $(\mathcal{L}_2(G), \mathcal{X})$ and

$$\mathfrak{V} := \{\Lambda \text{ valid labling of } (\mathcal{L}_2(G), \mathcal{X})\}. \quad (2.4)$$

For $\mathbb{X} \in \mathcal{X}$, we define the map $\mathcal{F}_{\mathbb{X}} : \mathfrak{V} \rightarrow \mathfrak{V}$ for $\Lambda = \{\{\lambda_e\}_{e \in \mathbb{Y}} \mid \mathbb{Y} \in \mathcal{X}\}$ as

$$\mathcal{F}_{\mathbb{X}}(\Lambda) := \{\{\lambda_e\}_{e \in \mathbb{Y}} \mid \mathbb{Y} \neq \mathbb{X}\} \cup \{\{1 - \lambda_e\}_{e \in \mathbb{X}}\}. \quad (2.5)$$

We call $\mathcal{F}_{\mathbb{X}}$ a label inversion of the reduced clique $\mathbb{X} \in \mathcal{X}$ over $(\mathcal{L}_2(G), \mathcal{X})$.

¹Those are similar to knot diagrams, being not unique for a given cycle, with an additional local-global component in cases b)-d).

Label inversions can be seen in many different ways, from generators of spin dynamics in statistical mechanics to open-closed path flippings in electrical networks and combined with their underlying reduced cycle \mathbb{X} they even can be interpreted as inversions in logic gates with two inputs and two outputs. Label inversions have the following important properties.

Lemma 2.15. *Consider $(\mathfrak{L}_2(G), \mathcal{X}, \Lambda)$ and let $\mathbb{X} \in \mathcal{X}$. Then, we have the following properties.*

- a) *If \mathbb{X} joins two adjacent cycles in $(\mathfrak{L}_2(G), \mathcal{X}, \Lambda)$, then \mathbb{X} is a Type B intersection in $(\mathfrak{L}_2(G), \mathcal{X}, \mathcal{F}_{\mathbb{X}}(\Lambda))$.*
- b) *If \mathbb{X} is a Type B intersection in $(\mathfrak{L}_2(G), \mathcal{X}, \Lambda)$, then \mathbb{X} joins two adjacent cycles in $(\mathfrak{L}_2(G), \mathcal{X}, \mathcal{F}_{\mathbb{X}}(\Lambda))$.*
- c) *If \mathbb{X} is a Type A intersection in $(\mathfrak{L}_2(G), \mathcal{X}, \Lambda)$, then \mathbb{X} is a Type A intersection $(\mathfrak{L}_2(G), \mathcal{X}, \mathcal{F}_{\mathbb{X}}(\Lambda))$.*

These cases can be checked directly from Definition 2.13 and the associated diagrams, and form the basis for our further arguments on joining and separating cycles. The goal of the whole setup is demonstrated in the following Lemma.

Lemma 2.16. *Let Λ a set of labels such that there are no self-intersections in $(\mathfrak{L}_2(G), \mathcal{X}, \Lambda)$. Then, the projection of Λ to G under $\pi \circ \chi_{\mathcal{E}}$ is a set of cycles.*

Proof. Assume that $(\pi \circ \chi_{\mathcal{E}})(\Lambda)$ implies a closed walk on G , which is not a cycle and which, therefore, traverses an edge twice. The inverse operation would imply that there is a vertex in $\mathcal{L}(G)$ such that all incident edges have the same color. This is impossible by assumption on Λ since the lift of this vertex would give a self-intersection in $(\mathfrak{L}_2(G), \mathcal{X}, \Lambda)$. \square

Our goal is, therefore, to find a set of labels Λ , which has no self-intersections. To avoid lengthy wordings in what follows, we use the following definition.

Definition 2.17. *Given $(\mathfrak{L}_2(G), \mathcal{X}, \Lambda)$, let $\mathbb{X} \in \mathcal{X}$ be an intersection of Type A or B in $(\mathfrak{L}_2(G), \mathcal{X}, \Lambda)$. We call \mathbb{X} reducible, if there is a finite number of label inversions $\mathcal{F}_{\mathbb{X}_1}, \dots, \mathcal{F}_{\mathbb{X}_n}$ such that \mathbb{X} joins two cycles in $(\mathfrak{L}_2(G), \mathcal{X}, \Lambda')$ where $\Lambda' := (\mathcal{F}_{\mathbb{X}_1} \circ \dots \circ \mathcal{F}_{\mathbb{X}_n})(\Lambda)$. In any other case, we call \mathbb{X} irreducible.*

Indeed, by Lemma 2.15 all intersections of Type B are reducible, using simply their assigned label transformation $\mathcal{F}_{\mathbb{X}}$. This is not always the case for Type A intersections. The first case, for which reducibility fails, will be discussed next.

Lemma 2.18. *Let G be a simple connected cubic graph. If G has a bridge, then for all valid labelings Λ there is a self-intersection \mathbb{X} of Type A in $(\mathfrak{L}_2(G), \mathcal{X}, \Lambda)$.*

Proof. A bridge in G is a cut-vertex in $\mathcal{L}(G)$ and vice-versa. Call this vertex in $\mathcal{L}(G)$ simply q . Then, the vertex q implies by construction a reduced clique in $(\mathfrak{L}_2(G), \mathcal{X}, \Lambda)$, which we call \mathbb{X}_q . Since any closed trail in $\mathcal{L}(G)$ containing q has to go through q twice, the lift to \mathbb{X}_q implies a Type A self-intersection which cannot be resolved since it separates the cycle into two independent parts which cannot be joined otherwise. \square

The obvious consequence is that said Type A intersection is irreducible and it is, therefore, impossible to obtain labelings without self-intersections if the underlying graph G has a bridge. The statement in Lemma 2.18 is, indeed, an equivalence but the second part, stated in Proposition 2.19, needs further work which we need to do first.

Proposition 2.19. *Let G be a simple connected cubic graph. If for all valid labelings Λ there is a self-intersection \mathbb{X} of Type A in $(\mathfrak{L}_2(G), \mathcal{X}, \Lambda)$, then G has a bridge.*

We have to postpone the proof, which will be done constructively, based on the following results. For parts of it we need to take a more global perspective on the cycles than what we have done so far. In particular, we develop the adjacency relationship of cycles, which could be further developed as the graph of cycles as a function of the labels.

Definition 2.20. *Let $\gamma_1, \gamma_2 \in \Gamma_\Lambda$ be non-adjacent cycles. We say that a cycle γ_3 joins γ_1 and γ_2 , if γ_3 is adjacent to both γ_1 and γ_2 .*

It turns out, that two fixed cycles can always be joined as explain in the following Proposition 2.21.

Proposition 2.21. *Consider $(\mathfrak{L}_2(G), \mathcal{X}, \Lambda)$ and $\gamma_1, \gamma_2 \in \Gamma_\Lambda$ be non-adjacent cycles. Then, there is a finite number of label inversions $\mathcal{F}_{\mathbb{X}_1}, \dots, \mathcal{F}_{\mathbb{X}_n}$ and $\Lambda' = (\mathcal{F}_{\mathbb{X}_1} \circ \dots \circ \mathcal{F}_{\mathbb{X}_n})(\Lambda)$ such that $\gamma_1, \gamma_2 \in \Gamma_{\Lambda'}$ and γ_1, γ_2 are joined in $(\mathfrak{L}_2(G), \mathcal{X}, \Lambda')$ by some cycle $\gamma_3 \in \Gamma_{\Lambda'}$.*

Proof. Let $\gamma_1, \gamma_2 \in \Gamma_\Lambda$ be non-adjacent cycles. From Proposition 2.1, we know that $(\mathfrak{L}_2(G), \mathcal{X})$ is connected and γ_1, γ_2 can be embedded in $(\mathfrak{L}_2(G), \mathcal{X})$. Additionally, consider the vertex induced subgraph \mathcal{H} of $\mathfrak{L}_2(G)$ defined by the vertex set

$$\Omega_{\gamma_1, \gamma_2} = \{v \in \mathfrak{L}_2(G) \mid v \notin \gamma_1 \cup \gamma_2\}. \quad (2.6)$$

Again, by Proposition 2.1, \mathcal{H} is connected. For $\mathbb{X} \in \mathcal{X}$ with $\mathbb{X} \cap \gamma_1 \neq \emptyset$ or $\mathbb{X} \cap \gamma_2 \neq \emptyset$ exactly two vertices $v, w \in \mathbb{X}$ are still present in \mathcal{H} and exactly one edge connecting v, w , since $\gamma_1, \gamma_2 \in \Gamma_\Lambda$ are non-adjacent cycles. Note that all such edges $\langle v, w \rangle$ are open in $(\mathfrak{L}_2(G), \mathcal{X}, \Lambda)$. All other $\mathbb{Y} \in \mathcal{X}$ are subgraphs of \mathcal{H} . Consequently, we can choose a valid labeling Λ' such that $\gamma_1, \gamma_2 \in \Gamma_{\Lambda'}$, all $\langle v, w \rangle$ from before are open and all open edges over \mathcal{H} belong to the same cycle $\gamma_3 \in \Gamma_{\Lambda'}$. Then, the new cycle $\gamma_3 \in \Gamma_{\Lambda'}$ joins $\gamma_1, \gamma_2 \in \Gamma_{\Lambda'}$ in $(\mathfrak{L}_2(G), \mathcal{X}, \Lambda')$. \square

Proposition 2.21 can be interpreted on a higher level as the connectedness of the graph defined over the set of vertices Γ_Λ for some valid labeling Λ , where two cycles $\gamma_1, \gamma_2 \in \Gamma_\Lambda$ form an edge with adjacency given by Definition 2.10. It turns out that the all or nothing construction for γ_3 from the proof of Proposition 2.21 is not the most appropriate for the proof at hand. We discuss a finer approach in Subsection 3.4.

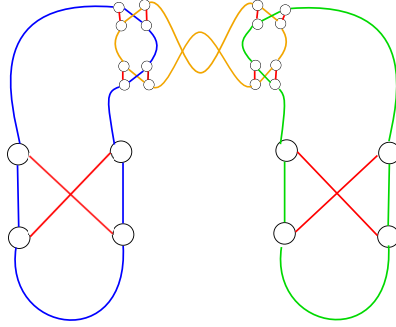


FIGURE 7. Cycles $\mathbb{X}_1, \mathbb{X}_2$ containing Type A self-intersections with joining cycle potentially obtained by some label inversions \mathbb{F} .

The final preparation step consists in capturing the possible positions of Type A self-intersection. To this end, we employ vertex-cuts in $\mathcal{L}(G)$ which we lift to $(\mathfrak{L}_2(G), \mathcal{X})$ by exploiting the structure of the line graph of a cubic bridgeless graph.

Definition 2.22. *Let $v \in \mathcal{L}(G)$. Then, we define a minimal vertex-cut \mathbb{V}_v centered at v as a vertex-cut in $\mathcal{L}(G)$ with $v \in \mathbb{V}_v$, for all $v' \in \mathbb{V}_v$ the set $\mathbb{V}_v \setminus \{v'\}$ is not a vertex-cut and $|\mathbb{V}_v|$ is minimal over all such sets.*

We discuss the implications and results of Definition 2.22 in Appendix A. Evidently, this concept can be lifted to $(\mathfrak{L}_2(G), \mathcal{X})$ by first identifying the edge e in G with a vertex v_e in $\mathcal{L}(G)$ and then associating a reduced clique $\mathbb{X}_v \in \mathcal{X}$ to v_e . To this end, we employ the perspective of the line-graph operator discussed in [Har72] based on replacement of each vertex with a complete graph of size 4 and edge contraction of the old edges.

3. PROOF OF PROPOSITION 2.19

We recommend that the reader first goes through Appendix A to familiarize themselves with the concepts around lifted minimal centered vertex-cuts and minimal centered vertex-cuts in the line graph. We use them extensively in the proof. We employ centered vertex-cuts in $\mathcal{L}(G)$ as the central tool and assume that G is bridge-free. The goal is to show that under these conditions any Type A self-intersection can be reduced by label transformations which do not create new Type A self-intersections. This gives a strongly monotonous sequence of the number of Type A self-intersections which by construction converges to 0.

3.1. Reducibility of Type A self-intersections. To illustrate, we consider first the case of $(\mathfrak{L}_2(G), \mathcal{X}, \Lambda)$ such that there is a valid labeling with all open edges being traversed by the same cycle. Pick any two self-intersection $\mathbb{X}, \mathbb{Y} \in \mathcal{X}$ as depicted in Figure 8a. Then the cycle can be laid out using \mathbb{X} and \mathbb{Y} into an "upper" part and a "lower" part. Inverting the labels of one of self-intersections separates this cycle into two cycles and \mathbb{X} as well as \mathbb{Y} join the two.

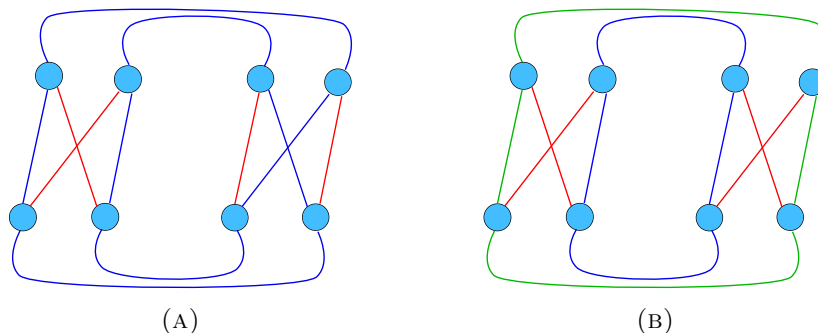


FIGURE 8. A cycle containing two self-intersections can always be resolved into two cycles. On the left the labels of \mathbb{X} and \mathbb{Y} imply one cycle with self-intersections, which can be split into two joined cycles by label inversion of \mathbb{X} or \mathbb{Y} .

Heuristically, to prove Proposition 2.19 we look for a way to join the "upper" and "lower" part of the cycle containing some Type A self-intersection \mathbb{X} and invert the necessary labels. Finally, we have to show that this does not create Type A self-intersections, which leads to a strictly monotonous process converging to 0. This last part will be done in Subsection 3.4.

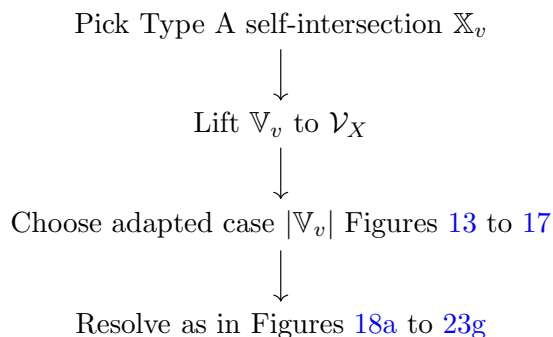


FIGURE 9. Proof sketch of Proposition 2.19 based on reduction of type A self-intersection

From this point on we can, due to the previous discussion around Figure 8, assume that there are at least two cycles induced by the open edges in $(\mathfrak{L}_2(G), \mathcal{X}, \Lambda)$. Pick any Type A self-intersection \mathbb{X} in $(\mathfrak{L}_2(G), \mathcal{X}, \Lambda)$ and associate it to a vertex in $v \in \mathcal{L}(G)$ as discussed in [Har72]. We put the emphasis on this link by changing the name of \mathbb{X} to \mathbb{X}_v .

Denote by \mathbb{V}_v a minimal vertex cut in $\mathcal{L}(G)$ centered at v and by $\mathcal{V} \subset \mathcal{X}$ the associated reduced cliques in $(\mathfrak{L}_2(G), \mathcal{X}, \Lambda)$. Note that necessarily by construction $\mathbb{X}_v \in \mathcal{V}$. From Appendix A and Proposition 2.21 we can conclude that in any of the two connected components C_1, C_2 , which the cycles are going through, the lifted

vertex cut are either adjacent or are joined by a cycle. Based on the following catalog of lifted vertex cut structures we go through all possible cases. They are ordered by the size of the vertex cut \mathbb{V}_v . We start with the case $|\mathbb{V}_v| = 2$.

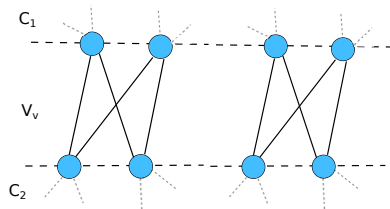


FIGURE 10. All possible situations for vertex cuts \mathbb{V}_v with $|\mathbb{V}_v| = 2$. See Appendix A for the case of both cut vertices being neighbors in $\mathcal{L}(G)$.

We continue with the case $|\mathbb{V}_v| = 3$.

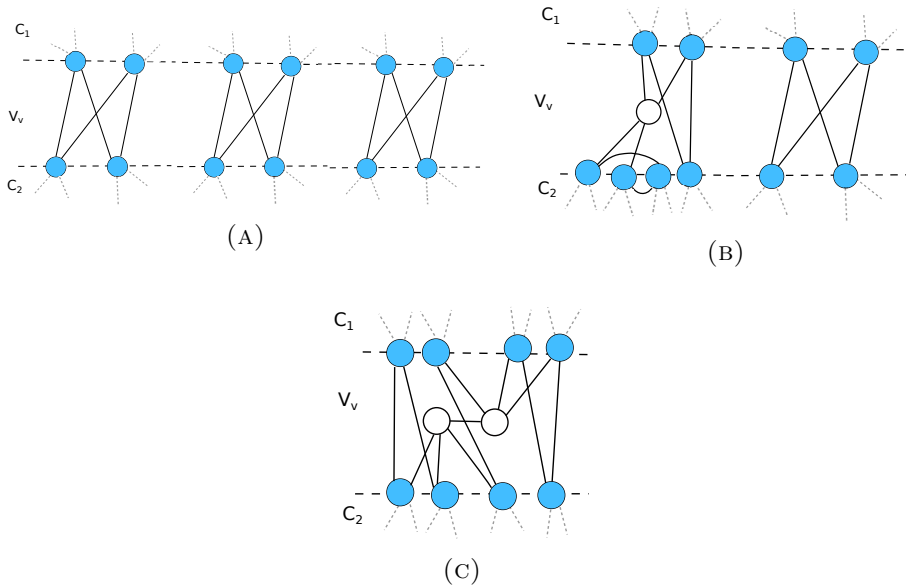


FIGURE 11. All possible situations for vertex cuts \mathbb{V}_v with $|\mathbb{V}_v| = 3$.

Finally, the case $|\mathbb{V}_v| = 4$.

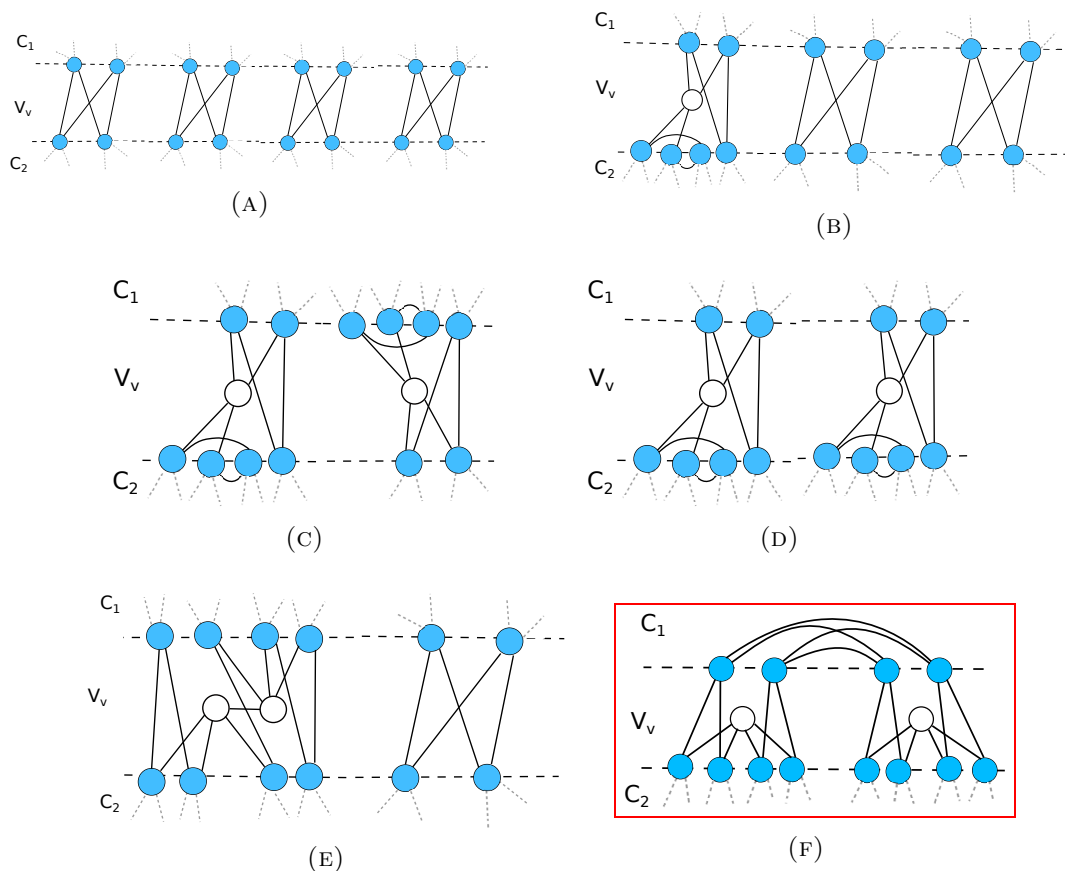


FIGURE 12. All possible situations for vertex cuts \mathbb{V}_v with $|\mathbb{V}_v| = 4$.

In the case $|\mathbb{V}_v| = 4$, we may always choose the case represented in Figure 12f, as a lift of a minimal vertex cut, to reduce type A self-intersections. This is due to the fact, that G is assumed to be 3 regular and, hence, its line graph is 4 regular. Any neighborhood of any vertex v in $\mathcal{L}(G)$ induces, hence, a minimal vertex cut containing v . This reduces in what follows the number of cases tremendously, see Figure 17, which only needs to focus on cycles induced by Figure 12f and not on all possible cases represented in Figure 12.

3.2. Generic view of cycles associated to lifted vertex cuts. In this subsection, we focus on the set of cycles Γ_Λ in $(\mathcal{L}_2(G), \mathcal{X}, \Lambda)$, all types given Definition 2.13, and as proven in Lemma 2.4. We can without knowledge of the local structure of the cycles, based on the lifted centered vertex cut \mathcal{V} , consider all cases of possible global cycle behavior. We call this the "generic" view of the cycles, which focuses only on some local structures within a lifted vertex cut. The following generic cycles can be associated to the corresponding vertex cuts. This is a combinatorial exercise where symmetric situations with respect to the structure of the cycles are identified.

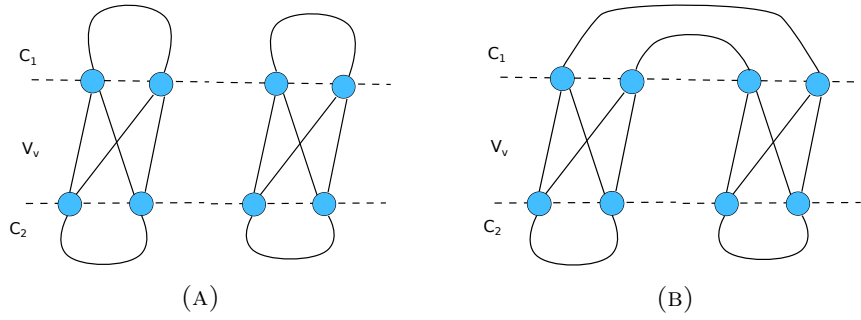


FIGURE 13. All possible generic cycles for vertex cuts \mathbb{V}_v with $|\mathbb{V}_v| = 2$ based on Figure 10.

The following sub-cases arise under generic cycle representations. We go from Figure 10 to Figure 12f through all relevant cases and their implied generic cycles.

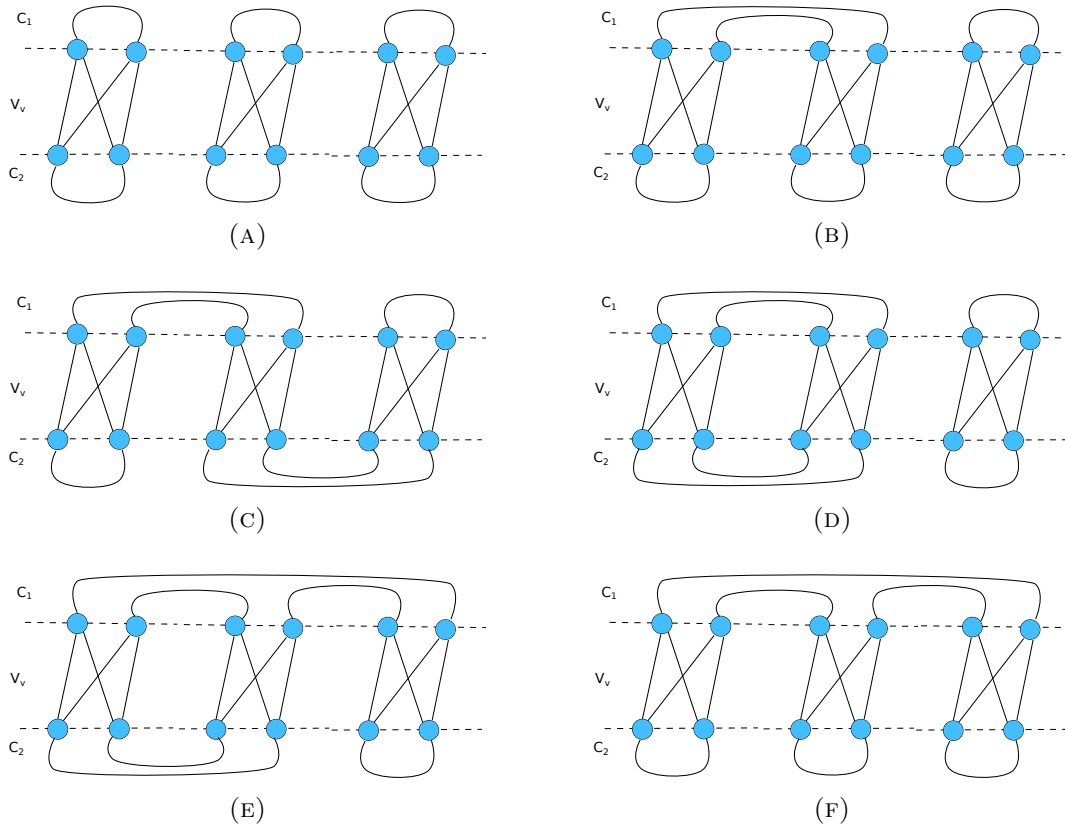


FIGURE 14. All possible generic cycles for vertex cuts \mathbb{V}_v with $|\mathbb{V}_v| = 3$ based on Figure 11a.

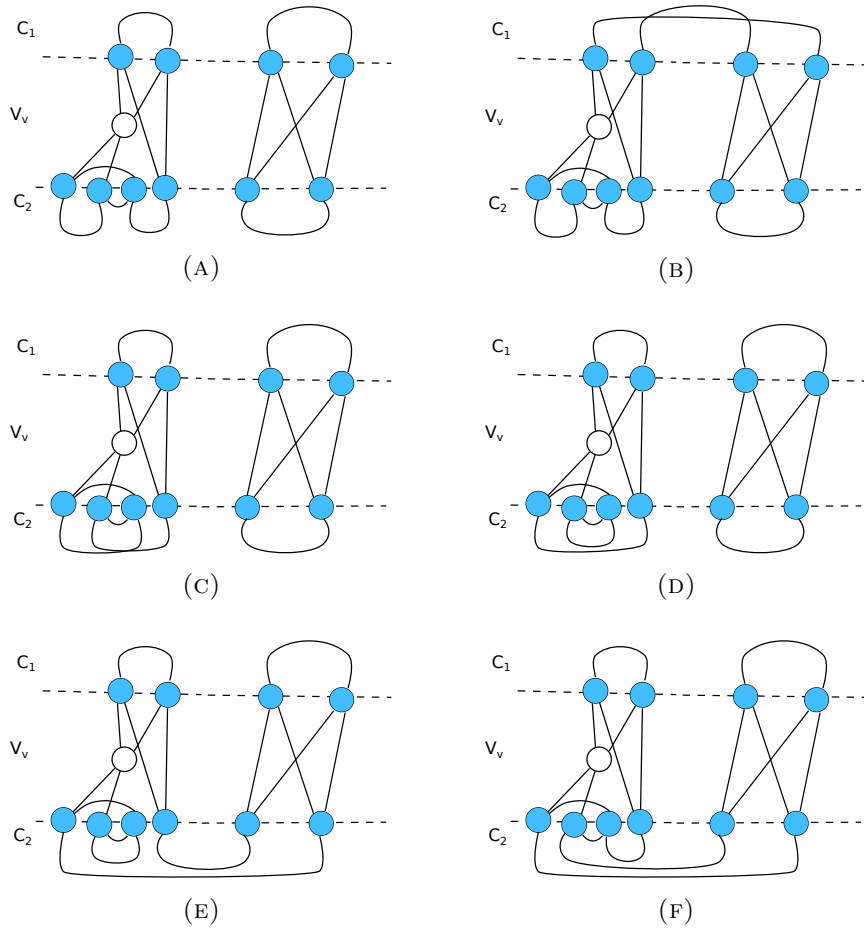


FIGURE 15. All possible generic cycles for vertex cuts \mathbb{V}_v with $|\mathbb{V}_v| = 3$ based on Figure 11b.

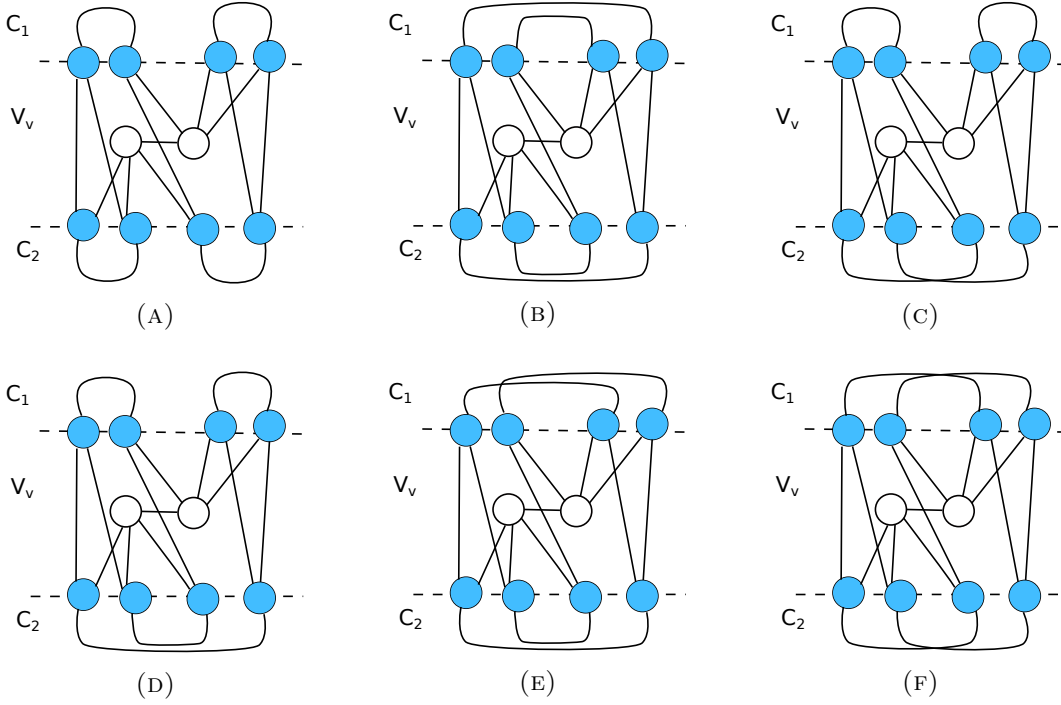


FIGURE 16. All possible generic cycles for vertex cuts \mathbb{V}_v with $|\mathbb{V}_v| = 3$ based on Figure 33b.

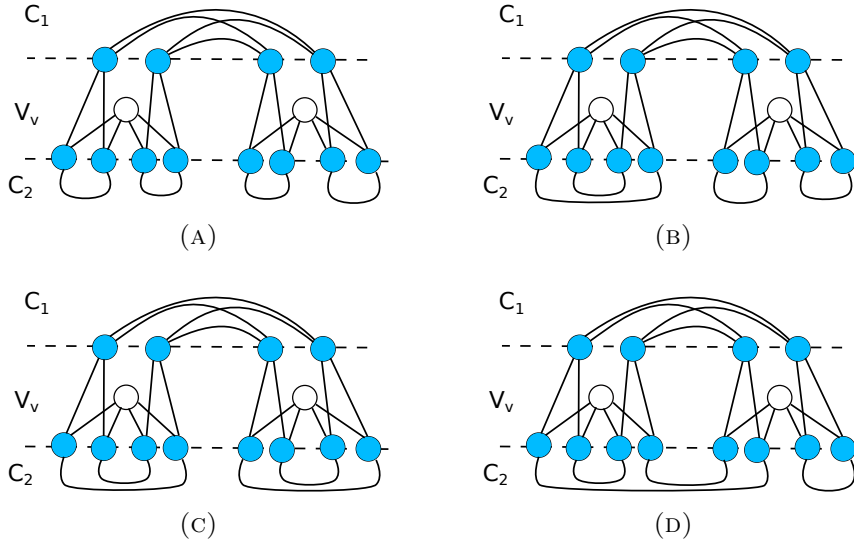


FIGURE 17. All possible generic cycles for vertex cuts \mathbb{V}_v with $|\mathbb{V}_v| = 4$ based on Figure 12f.

3.3. Type A resolution through \mathfrak{G}_Λ . We approach now the reduction of the Type A self-intersections. We employ the intuition developed at the beginning of the proof

to connect the "upper" part and "lower" part of the cycle containing the Type A self-intersection which we want to reduce. This connection is always possible due to the properties of \mathfrak{G}_Λ discussed in Lemma 2.11. We go through all cases presented in Figures 13 to 17. In the left column we present the case containing Type A self-intersections and in the right column the resolved variant, using a connecting cycle, which we obtain from Lemma 2.11. In the cases presented in Figures 21c, 22c and 22d, where all self-intersections in the lifted centered vertex cut are Type B, we show only a resolved version.

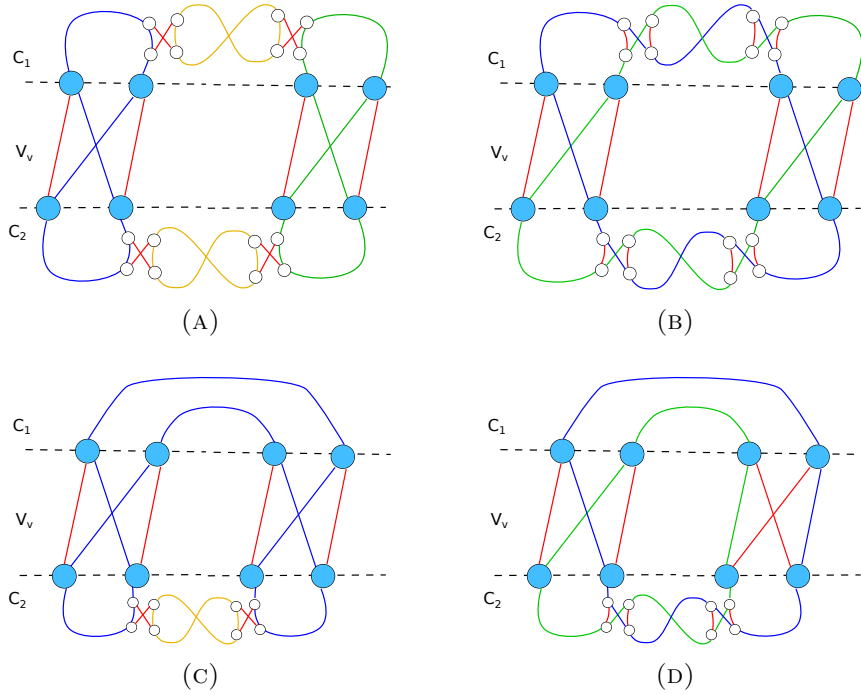


FIGURE 18. Resolutions of Figure 13.

Note that the all cases in Figure 14 can be resolved as is done in Figure 18 no matter which reduced clique in the lift of \mathbb{V}_v is considered to be the lift of v . Moreover, in all cases the existence of the necessary cycles in the lifts of C_1 and C_2 , is assured by Proposition 2.21 and the fact that traversals between the lifts of C_1 and C_2 are only possible through the lift of \mathbb{V}_v . But the traversals are fixed in each figure, which implies the existence of the necessary structures in C_1 and C_2 , respectively.

We continue with the discussion of the cases shown in Figure 15. We want to emphasize, that the goal is to reduce Type A self-intersections within the lift vertex cut \mathbb{V}_v . If there are still present in the designs, they can be reduced by another iteration of the constructions within the respective case of $|\mathbb{V}_v|$. For example, the resolution of Figure 17b is a combination of Figures 23a and 23e. We only need to make sure, subsequently, that no new Type A self-intersection are created. This constitutes the last part of the proof in Subsection 3.4.

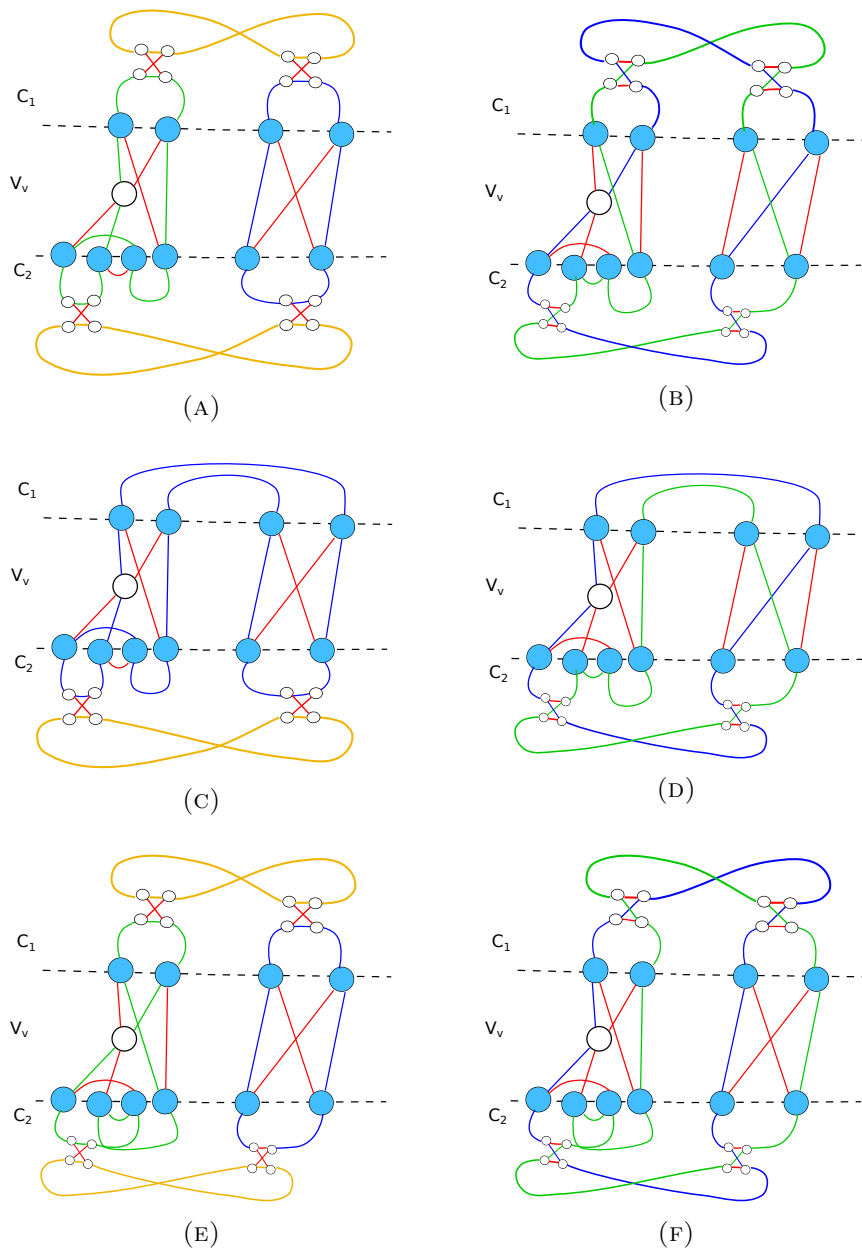


FIGURE 19. Resolutions of Figures 15a to 15c.

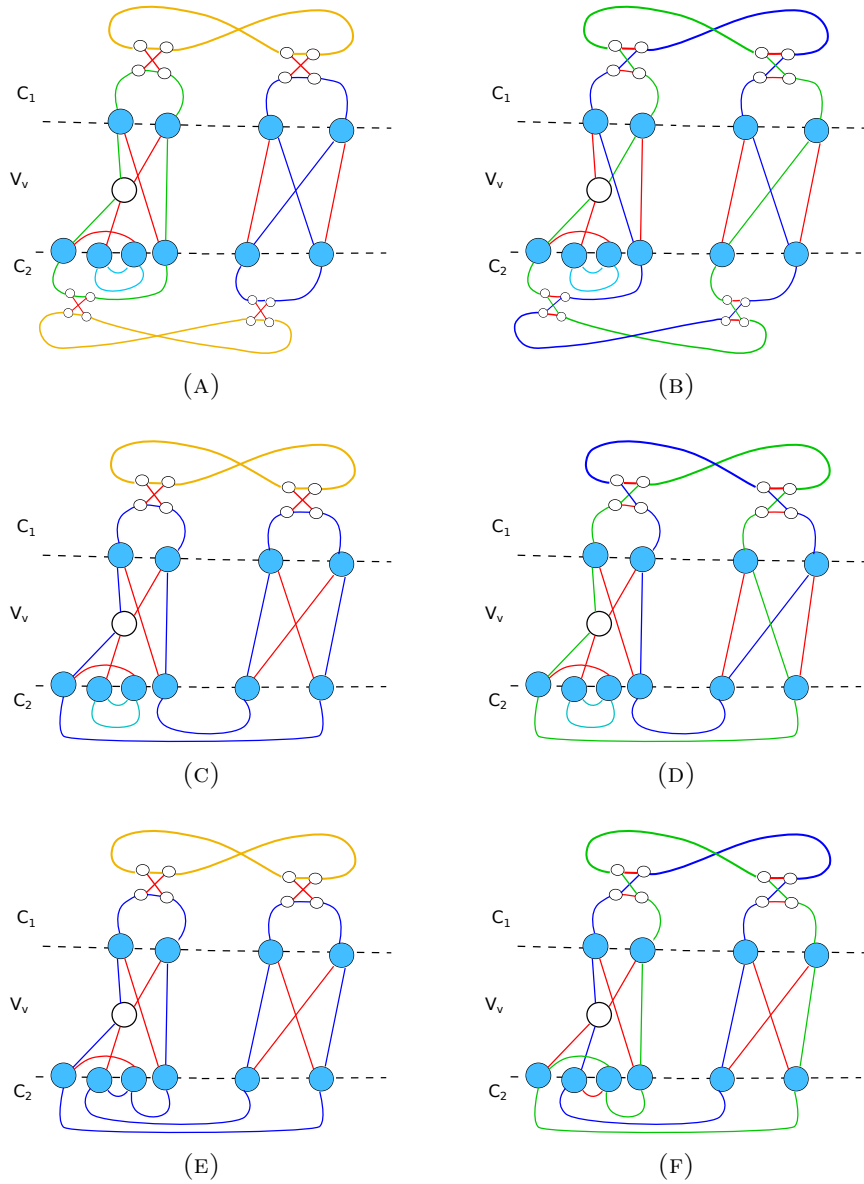


FIGURE 20. Resolutions of Figures 15d to 15f.

The next step will focus on the cases shown in Figure 16.

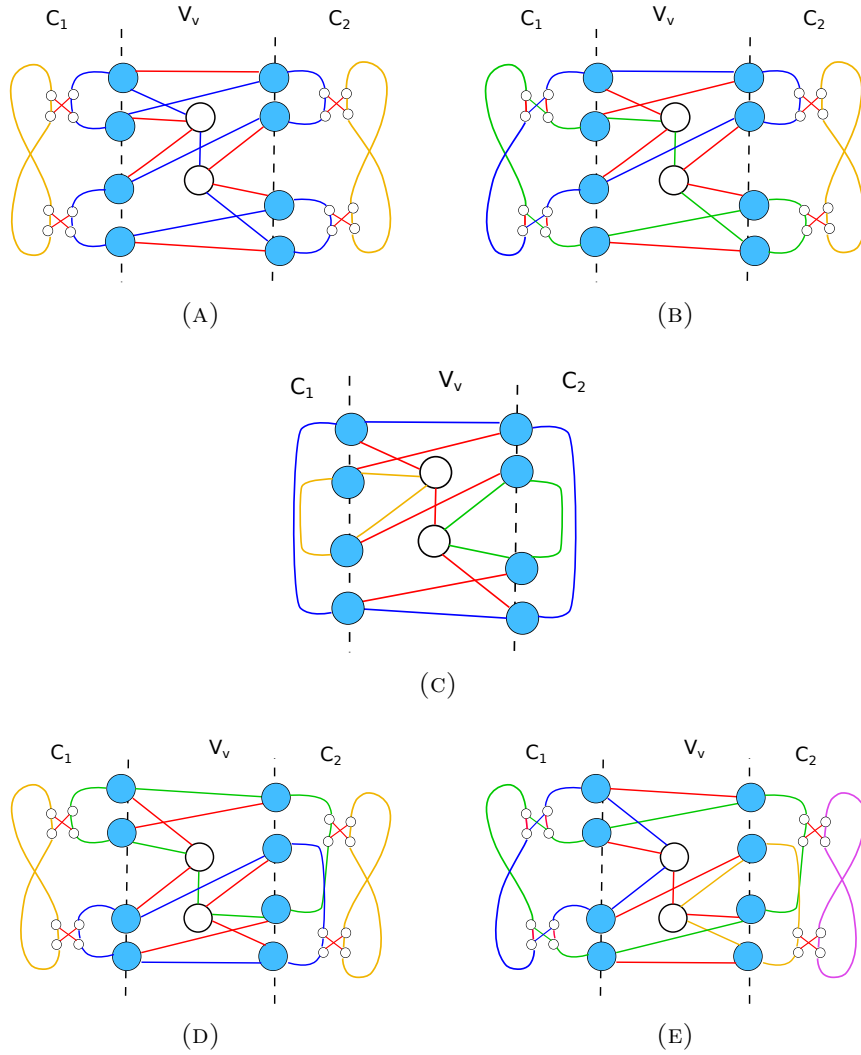


FIGURE 21. Resolutions of Figures 16a to 16c. Some are turned by 90° for aesthetic reasons. Note that in Figure 21c there is a labeling within the lifted vertex cut such that any self-intersection separate into independent cycles.

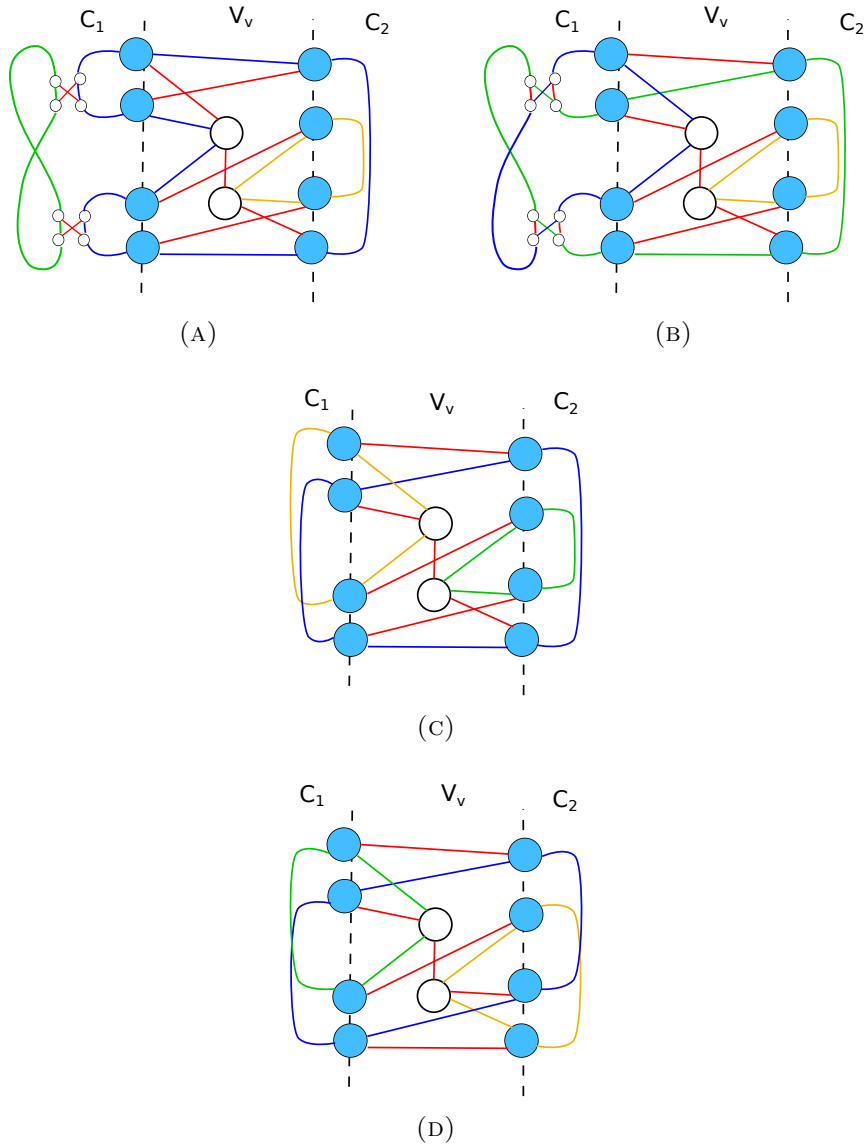


FIGURE 22. Resolutions of Figures 16d to 16f. Also in Figures 22c and 22d there is a labeling within the lifted vertex cut such that any self-intersection separate into independent cycles.

We conclude the entire discussion with considerations in Figure 17.

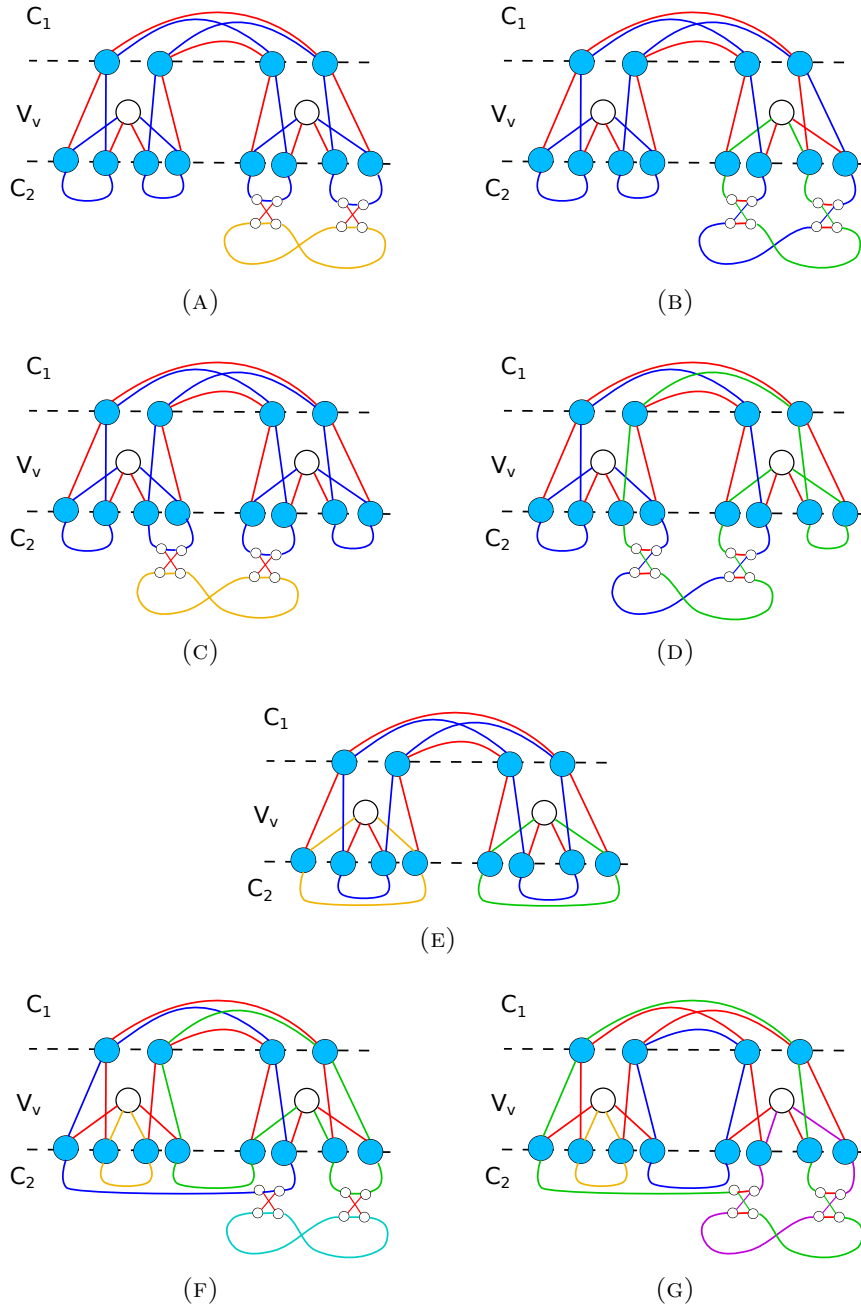


FIGURE 23. Resolutions of Figure 17. Note that in Figure 23e any self-intersection within the lifted vertex cut is of Type B independently of the label structure in the lifted vertex cut. Figures 23b and 23d can be completely reduced, i.e., no more Type A self-intersections, by applying the same construction again.

This concludes the list of cases which may arise for Type A self-intersections under the conditions of Proposition 2.19 and the assumption that a bridge exists. In all cases, we can reduce the present Type A self-intersections. Next we show that no are created in the process.

3.4. Monotonicity of number of Type A self-intersections. So far, we have been occupied with the question of removing Type A intersections. Naturally, we also need to know if and how they might be created, pushing us away from the desired state where no Type A intersections are present. In particular, reducibility of one reduced clique is not sufficient to ensure that no Type A intersections are created by the associated vector of label inversions. We are in particular interested in the cases from Proposition 2.21 and the resolution of Type A self-intersections as discussed in Subsection 3.1. We switch our focus from the lifted vertex cuts to the connecting cycles in Γ_Λ , which only appeared in generic form.

3.4.1. *Choice of connecting cycles through \mathfrak{G}_Λ .* Given $(\mathcal{L}_2(G), \mathcal{X}, \Lambda)$ and two lifted vertex cuts $\mathbb{X}_v, \mathbb{X}_w \in \mathcal{X}$ resulting in Type A self-intersections, we connected the cycles γ_1, γ_2 containing $\mathbb{X}_v, \mathbb{X}_w$, respectively using Lemma 2.11 and Proposition 2.21. We can indeed, say more about the possible choices of generic cycles by Lemma 2.11. Consider $\gamma_1, \gamma_2 \in \Gamma_\Lambda$ as vertices in \mathfrak{G}_Λ . Since is simple and connected, there is a shortest path $(\gamma_1, \phi_1, \dots, \phi_k, \gamma_2)$ in \mathfrak{G}_Λ such that the vertex induced subgraph of \mathfrak{G}_Λ is path. For $k = 3$ one can visualize the situation in C_1 as represented in Figure 24. This can be canonically extended to any k . The generic view in Figure 24 is justified due to a planar layout and the fact that the internal structure of the connecting cycles, i.e., Type A self-intersections, are not relevant at this point. They cannot impact the monotonicity because they are already in the "bad" state.

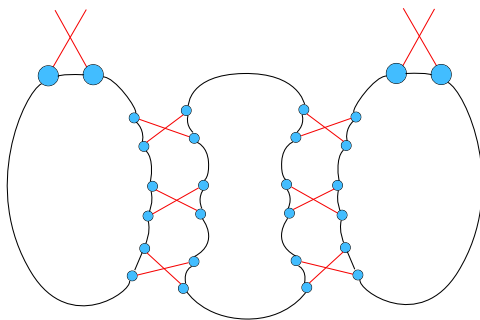


FIGURE 24. Generic view of a connecting family of cycles consisting of 3 adjacent cycles. The lifted vertex cuts $\mathbb{X}_v, \mathbb{X}_w$, playing the roles of Type A self-intersections, are represented in half to the upper-left and upper-right of the picture, to put the focus on the connecting family of cycles. Here it is assumed that exactly 3 joining reduced cliques exist between each pair ϕ_i, ϕ_{i+1} but the number can be arbitrary.

A connecting cycle can then be found by inverting the labels of exactly one joining reduced clique between any two cycles. Note that we can assume that only joining reduced cliques exist between ϕ_i, ϕ_{i+1} due to the shortest path argument in

\mathfrak{G}_Λ . The resulting situation is depicted in Figure 25 for $k = 3$, assuming two resolved Type A self-intersections. Remark that any other joining reduced clique, which was not subject to a label inversion, stays a joining reduced clique, but now between two different cycles. No Type A self-intersection is created by inverting the labels of exactly one joining reduced clique between any ϕ_i, ϕ_{i+1} .

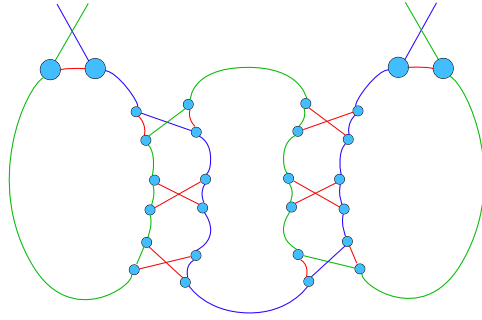


FIGURE 25. Cycle configuration after resolution of $\mathbb{X}_v, \mathbb{X}_w$ in line with Figures 18-23 and label inversion of exactly one joining reduced clique between ϕ_i, ϕ_{i+1} . Leads to situation presented for the resolved cases in Figures 18-23 without increasing number of Type A self-intersections.

Inductively in k , based on the case $k = 3$ from Figure 25, adding additional ϕ to the path $(\gamma_1, \phi_1, \dots, \phi_k, \gamma_2)$ does not present any problems if one proceeds to invert the labels of exactly one joining reduced clique between any pair ϕ_i, ϕ_{i+1} . This concludes the correct choice of label inversions from Proposition 2.21 to avoid creation of new Type A self-intersections between the connecting cycles. It remains now to show that also between γ_1 or γ_2 and the connecting cycle, new Type A self-intersections can always be avoided.

3.4.2. *Interaction of Type B intersections with generic connecting cycles.* The second case, which we have to take into account, is the creation of Type A self-intersections due to Type B self-intersections between the connecting cycles and the cycles containing the lifted vertex cuts. We illustrate the situation based on Figure 26.

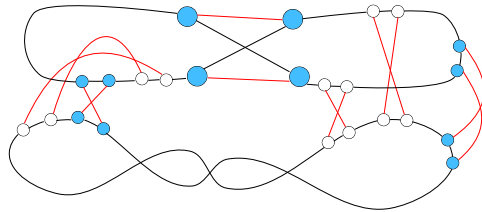


FIGURE 26. Generic view of a Type A self-intersection where a cycle connects the "upper" and "lower" part of the cycle relative to the Type A self-intersection. Blue node reduced cliques represent the joining reduced cliques used in Figures 18-23.

In Figure 27 one can see that a connecting cycle and the cycle containing the Type A self-intersection which we want to reduce but which is not transformed via a label inversion \mathcal{F}_x . In fact, the potential creation of Type A self-intersection depends fully on the position of the Type B intersections within the final merged cycle. There are three possibilities up to symmetry around the lifted vertex cut, independent of the number of Type B self-intersections joining the cycle γ and connecting cycle γ' . They are shown in Figure 27 and the corresponding resolution without the creation of additional Type A self-intersections in Figure 28.

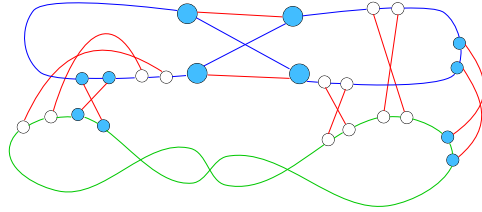


FIGURE 27. Type A self-intersection with label inversion and cycle merge giving rise to new Type A self-intersections.

We want to put the emphasis on the light blue cycle in Figure 28, which increases the overall number of cycles and is necessary for the reduction of all self-intersections present in the diagram. Indeed, adding additional joining reduced cliques between γ and γ' boils down to the same case as presented in Figure 27, because all relative pairwise positions of reduced cliques are covered by Figure 27.

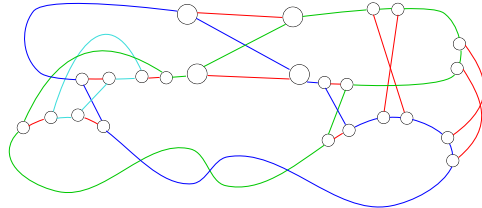


FIGURE 28. Type A self-intersection with label inversion and cycle merge giving rise to new Type A self-intersections.

Therefore, based on the arguments in Subsections 3.4 and 3.4.2, we can always avoid creating Type A self-intersections from Type B self-intersections in any case discussed in Subsection 3.1. Consequently, putting together Subsections 3.1 to 3.4, we can conclude under the assumptions of Proposition 2.19, that there is a finite sequence $\mathbb{F} = (\mathbb{F}_l)$ of vectors of label inversions

$$\mathbb{F}_l = \mathcal{F}_{X_{i_n}} \circ \dots \circ \mathcal{F}_{X_{i_1}}$$

such that the number of Type A self-intersections in $\mathbb{F}_l(\mathcal{L}_2)$ is strictly monotonously decreasing in l , integer-valued and non-negative. This implies, that we find on any bridgeless graph a set of labels such that there are no Type A self-intersections in \mathcal{L}_2 .

This concludes the proof of Proposition 2.19 allowing us to tackle proof of the Cycle Double Cover conjecture.

4. PROOF OF THEOREM 1.1

The proof of Theorem 1.1 is fully based on the results concerning the reduced order two line graph $\mathfrak{L}_2(G)$ with an appropriate binary open-close labeling of the edges. The proof then works as presented in Figure 29.

$$\begin{array}{ccccccc}
 G & \xrightarrow{\mathcal{L}} & \mathcal{L}(G) & \xrightarrow{\mathcal{L}} & \mathcal{L}(\mathcal{L}(G)) & \longrightarrow & (\mathfrak{L}_2(G), \mathcal{X}, \Lambda) \\
 & & \downarrow & & & & \downarrow \mathbb{T}_\Lambda \\
 & \nearrow \pi & \mathcal{L}(G) & \xleftarrow{\chi_\varepsilon} & \Gamma_{\Lambda, \text{decomp}} & &
 \end{array}$$

FIGURE 29. The proof setup with objects and construction of $(\mathfrak{L}_2(G), \mathcal{X}, \Lambda)$ (Definition 2.3), \mathbb{T}_Λ set of label inversions (Definition 2.14) encapsulating the construction from Section 2.

Proof of Theorem 1.1. Under the assumption that G is bridgeless, we obtain from Proposition 2.19 that there is a set of labelings Λ^* of $\mathfrak{L}_2(G)$ such that the resulting cycles Γ_{Λ^*} do not contain any Type A intersections. Consequently, all intersections are of Type B and therefore reducible. By Lemma 2.15 reducing the Type B intersections gives a monotone process until no more intersections are present and we call the resulting set of intersection-free cycles $\Gamma_{\Lambda, \text{decomp}}$ and the orientation simply Λ . Applying χ_ε to $\Gamma_{\Lambda, \text{decomp}}$, we obtain a coloring of $\mathcal{L}(G)$ such that exactly two edges incident to a vertex $q \in \mathcal{L}(G)$ have the same color and both do not belong to the same triangle induced by a vertex in G . As depicted in Figure 30 we obtain a Cycle Double Cover of G by projection of Λ via a map π which assigns any edge in G the two colors of the edges which are incident to the correspond vertex in $\mathcal{L}(G)$ and call it \mathcal{C} .

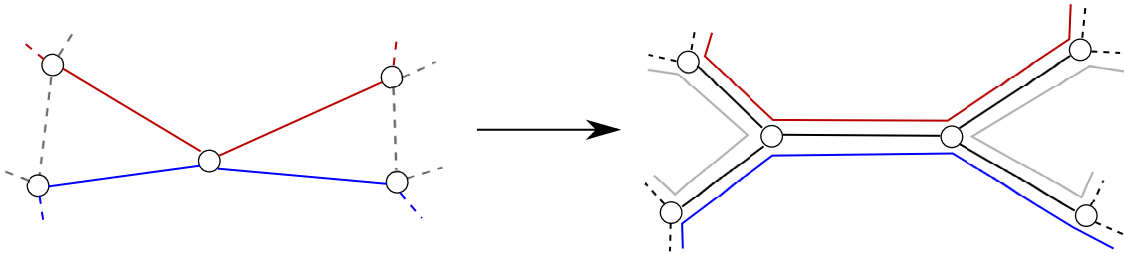


FIGURE 30. Projection from line graph coloring to cycle cover of G satisfying the conditions of Theorem 1.1. The arrow indicates the mapping through π .

As in the proof of Lemma 2.16 if the set of colored edges \mathcal{C} defined a closed walk, the inverse operation would imply that there is a vertex in $\mathcal{L}(G)$ such that all incident edges have the same color. This is impossible by construction of Λ^* such that all edges in G are traversed by exactly two cycles from $\pi(\Lambda)$. \square

5. OUTLOOK

The motivation for the whole construction used in the proof of Proposition 2.19 comes from a connection between the notion of left hand paths and vertex orientations as discussed in [BM04] combined with a understanding of cubic graph with assigned vertex orientations as a spin system, since vertex orientations on cubic graphs are binary in their nature. One could, therefore, ask the question, whether a Cycle Double Cover of G can be seen as the equilibrium of some spin system relative to some Hamiltonian and the whole process of removing Type A self-intersections could be understood as an equivalent to Glauber dynamics. As we have seen in Subsections 3.1 and 3.4, the necessary vectors of label inversions to reduce a Type A self-intersection are highly non-local in the sense that they not only impact some reduced clique and its neighbors but might be influencing reduced cliques very "far away" from the Type A self-intersection, which we want to reduce. The correct view is on the level of cycles in $\mathcal{L}_2(G)$ and a configuration Γ_Λ would be the set of cycles induced by valid labels Λ . This allows us to formulate the Hamiltonian as

$$\mathcal{H}(\Gamma_\Lambda) = \sum_{\gamma_i, \gamma_j \in \Gamma_\Lambda} \Phi(\gamma_i, \gamma_j)$$

where Φ is some symmetric interaction. This interaction Φ should be constructed from the cases discussed in Subsection 3.1. This results in a possibility of sampling Cycle Double Covers, which are computationally still not approachable since the construction from Subsection 3.1 is not algorithmically feasible in the sense, that it needs non-polynomial effort in the size of the graph.

APPENDIX A. CENTERED VERTEX-CUTS IN $\mathcal{L}(G)$ AND THEIR LIFTS

The central technique for the proof of Proposition 2.19 were centered vertex cuts, build around all possible Type A self-intersections. Now we need to discuss and prove the topological result, which underlined the proof. A v centered vertex cut \mathbb{V}_v of $\mathcal{L}(G)$ with a bridge-free underlying cubic-graph G satisfies necessarily $|\mathbb{V}_v| \in \{2, 3, 4\}$, since $\mathcal{L}(G)$ is 4 regular and $|\mathbb{V}_v| = 1$ would imply a bridge.

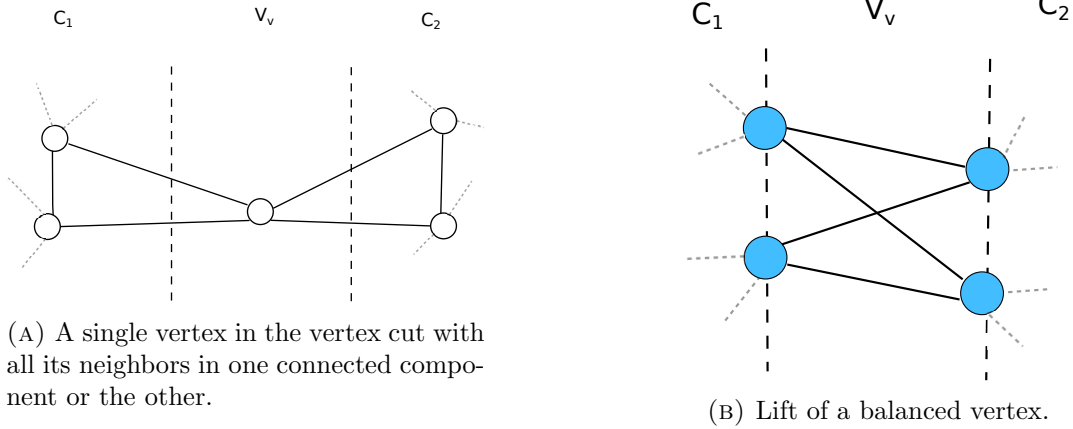


FIGURE 31. Cut vertex in \mathbb{V}_v belonging to two triangles each in one connected component and its lift.

We will consider in what follows all three cases. In each case there is one local structure which is added and the remaining cases are combinatorial combinations of previous cases. We call these combinatorial combinations the direct sum of any number of lower order cases.

Case 1 with $|\mathbb{V}_v| = 2$:

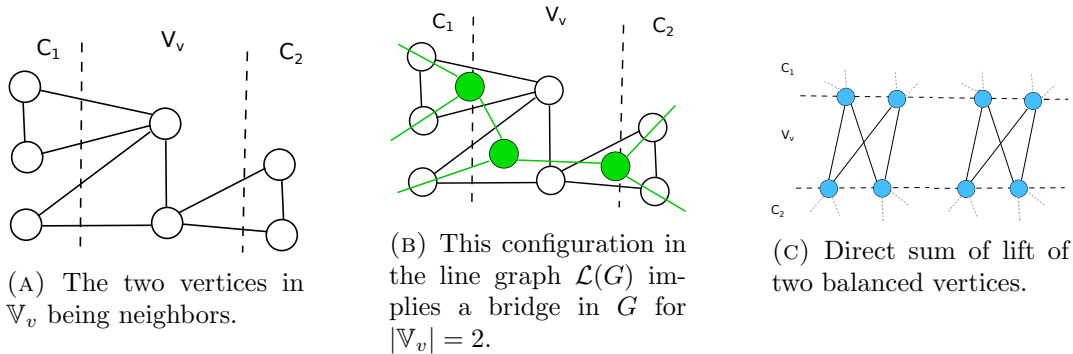


FIGURE 32. All possible situations for a cut vertex in \mathbb{V}_v in $\mathcal{L}(G)$. A full triangle cannot lie within \mathbb{V}_v .

From Figure 32 we can see, that certain configurations for the centered vertex cut \mathbb{V}_v are outside of conditions of the theorem, which we try to prove. In particular,

whenever only the neighbors of one single vertex in \mathbb{V}_v lie in C_1 or C_2 , this vertex becomes a cut-vertex for $\mathcal{L}(G)$, as can be seen in Figure 32b. Since G is assumed to be bridgeless, this cannot happen. But, nonetheless, the configuration may occur as a building block for higher order cases of $|\mathbb{V}_v| = 3$. They can then be resolved as the direct sum of two balanced vertices as shown in Figure 32c.

Case 2 with $|\mathbb{V}_v| = 3$:

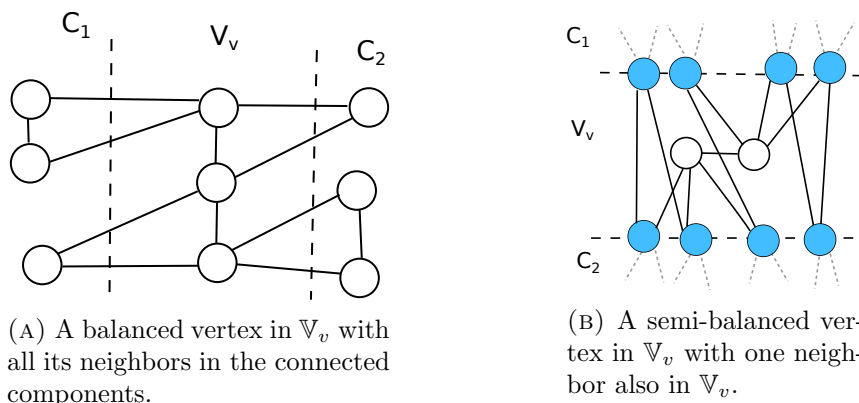


FIGURE 33. All possible situations for a cut vertex in \mathbb{V}_v in $\mathcal{L}(G)$. A full triangle cannot lie within \mathbb{V}_v .

From Figure 33 we obtain further building blocks for the proof of Proposition 2.19.

Case 3 with $|\mathbb{V}_v| = 4$: In the case that all three preceding cases do not apply to the v centered vertex cut \mathbb{V}_v , we simply chose a neighbor w_v of v and $\mathbb{V}_v = \mathcal{N}_{w_v}$. This leads to an "empty" lift of the connected components $\{w_v\}$. Nonetheless, this suffices to make the conclusions about resolutions of Type A self-intersections.

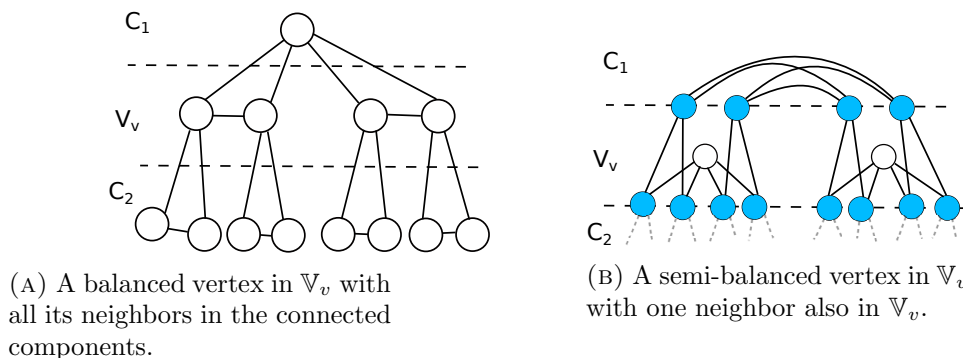


FIGURE 34. All possible situations for a cut vertex in \mathbb{V}_v in $\mathcal{L}(G)$. A full triangle cannot lie within \mathbb{V}_v .

Note that at most two neighbors of each $v' \in \mathbb{V}_v$ can belong to any connected component and the remaining ones have to be part of the vertex cut \mathbb{V}_v . Otherwise,

due to the triangular structure of $\mathcal{L}(G)$, an edge would connect some C_i and C_j , which is a contradiction to \mathbb{V}_v being a vertex cut. Furthermore, no triangle in $\mathcal{L}(G)$ belongs completely to \mathbb{V}_v due to the minimality condition. If we considered a vertex cut, which contains a triangle, then we can move one of the corners of the triangle to one of its adjacent connected components, i.e., in which it has a neighbor. Remember that this corner cannot have neighbors in two different connected components. This reduces the size of the vertex cut by 1 while still being a vertex cut. This is a contradiction to minimality.

Finally, since G is bridgeless, between any two C_i, C_j with $i \neq j$ there are at least two vertices $v', w' \in \mathbb{V}_v$ adjacent to vertices in C_i and C_j . We only consider the connected components adjacent to v of which there are exactly two and they are uniquely defined by our choice of v . We may, hence, assume without loss of generality, that there are exactly two connected components after deletion of any v -centered vertex cut \mathbb{V}_v . All types of cut vertices can be lifted to $(\mathfrak{L}_2(G), \mathcal{X})$ and take then the form of reduced cliques.

STATEMENTS AND DECLARATIONS

This work was done independently after having finished my PhD in June 2022. The author has no relevant financial or non-financial interests to disclose. The article was exclusively written by the mentioned author.

REFERENCES

- [Whi32] Hassler Whitney. “Congruent Graphs and the Connectivity of Graphs”. In: *American Journal of Mathematics* 54.1 (1932), pp. 150–168.
- [Cha68] Gary Chartrand. “On Hamiltonian Line-Graphs”. In: *Transactions of the American Mathematical Society* 134.3 (1968), pp. 559–566.
- [Har72] Robert Harary. *Graph Theory*. Addison Wesley, Massachusetts, 1972.
- [Rou73] Nicholas D. Roussopoulos. “A max m,n algorithm for determining the graph H from its line graph G”. In: *Information Processing Letters* 2.4 (1973), pp. 108–112.
- [Sze73] George Szekeres. “Polyhedral decompositions of cubic graphs”. In: *Bulletin of the Australian Mathematical Society* 8.3 (1973), pp. 367–387.
- [Leh74] Philippe G. H. Lehot. “An Optimal Algorithm to Detect a Line Graph and Output Its Root Graph”. In: *J. ACM* 21.4 (Oct. 1974), 569–575.
- [Sey80] Paul D Seymour. “Disjoint paths in graphs”. In: *Discrete mathematics* 29.3 (1980), pp. 293–309.
- [BM04] Robert Brooks and Eran Makover. “Random construction of Riemann surfaces”. In: *Journal of Differential Geometry* 68.1 (2004), pp. 121–157.
- [Ram+05] H.S. Ramane et al. “Spectra and energies of iterated line graphs of regular graphs”. In: *Applied Mathematics Letters* 18.6 (2005). Special issue on the occasion of MEGA 2003, pp. 679–682.

Jens Walter FISCHER, SWITZERLAND.

Email address: jefischer@posteo.de