

arXiv:2307.05319v1 [hep-ex] 11 Jul 2023

July 12, 2023

Jet substructure measurements in CMS

CHRISTOPHE ROYON

Department of Physics and Astronomy, The University of Kansas, Lawrence, USA

Various recent measurements from the CMS collaboration related to the study of hadronic jets substructure in proton collisions at 13 TeV with the CMS experiment are presented, namely the generalized angular studies in dijet and Z +jet events and the measurement of the primary Lund jet plane density.

PRESENTED AT

DIS2023: XXX International Workshop on Deep-Inelastic
Scattering and Related Subjects,
Michigan State University, USA, 27-31 March 2023



Measuring jet substructures is fundamental to compare them with QCD predictions. The idea is to map the jet constituents onto physically meaningful observables. We can distinguish between fragmentation functions (the leading hadrons are identified), the classic jet shapes (such as the thrust), and groomed variables (where we want to remove the effects of soft gluon emissions for instance during hadronization). In this short report, we will mention two different measurements from the CMS collaboration, namely the generalized angular studies in dijet and Z +jet events and the measurement of the primary Lund jet plane density.

1 Generalized angular properties in Z +jet and dijet events

In order to study jet substructures in Z +jet and dijet events, we define new observables [1] $\lambda_\beta^\kappa = \sum_i z_i^\kappa \left(\frac{\Delta R_i}{R}\right)^\beta$ and $z_i = \frac{p_{T_i}}{\sum_j p_{T_j}}$ where the sum stands over all jet constituents, z_i is the jet fractional transverse momentum carried by the jet component i , $\Delta R_i = \sqrt{(\Delta y_i)^2 + (\Delta \phi_i)^2}$ between the jet axis and the jet constituent. β and κ are some parameters controlling the momentum and angular distributions. High β values enhance angular effects whereas high κ values momentum effects. The CMS collaboration studied Les Houches Angularity ($\lambda_{0.5}^1$), the width (λ_1^1), the thrust (λ_2^1), the multiplicity (λ_0^0) and $(p_T^D)^2$ (λ_0^2) [2]. Two different samples are used to distinguish between quark and gluon induced jets. Z +jet is a quark enhanced sample while dijets are gluon enhanced, especially for central dijets.

As an example, the Les Houches angularity observable ($\kappa = 1$, $\lambda = 0.5$) is shown in Fig. 1. Data are unfolded to particle level. MG5+PYTHIA [3] and HERWIG++ [4] describe quark-enriched data well, and envelop the gluon-enriched data. For Z +jet events, the resummation at NLL matched to fixed-order NLO matrix elements, with non-perturbative corrections from SHERPA [5] is not in perfect agreement with data.

The groomed and ungroomed generalized angularities in dijet and Z +jet events were also measured by the CMS Collaboration [2]. The idea is to increase the β value for fixed κ to increase the weight of angular effects. The more weight is given to angular scales, the better agreement of theory with data is found for ungroomed measurements [2]. The groomed measurements are shown in Fig. 2. Soft-drop grooming is used to remove soft, wide angle radiation. Some tension between the measurements and theory is found at small $\beta = 0.5$, which might be related to hard collinear splittings description.

The CMS Collaboration also measured the dijet over Z +jet ratio for the different angular observables benefitting from the fact that many experimental uncertainties partially cancel in the ratio. Leading order predictions and parton showers overestimate the gluon to quark-enriched ratio. This ratio is better modelled with the “old”

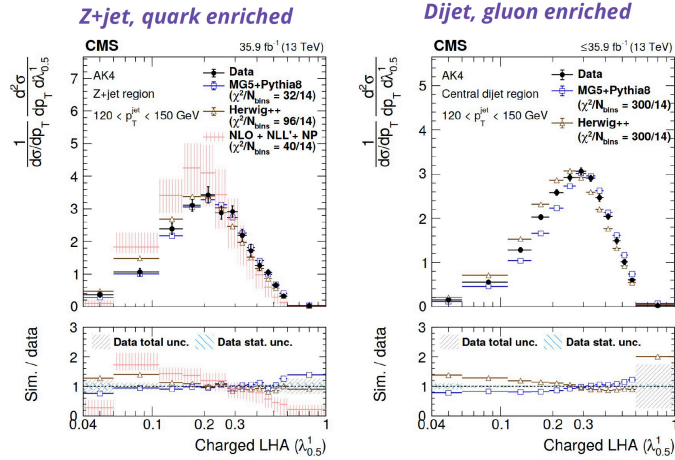


Figure 1: Les Houches angularity observable $\kappa = 1$, $\lambda = 0.5$ for Z +jet (left) and dijet events (right).

PYTHIA8 and HERWIG7 CMS tunes [2]. Angular measurements are fundamental to tune further MC and to understand better gluon radiation from QCD.

2 Measuring the Lund jet plane using CMS data

The idea of measuring the Lund jet plane in CMS is to visualize the phase-space of $1 \rightarrow 2$ QCD splittings. We define the relative transverse momentum of the emission k_T and the splitting angle $\Delta R = \sqrt{(y_{soft} - y_{hard})^2 + (\phi_{soft} - \phi_{hard})^2}$. Theoretically, Lund jet planes are used for parton shower calculations and jet substructure techniques developments and experimentally, it is possible to construct a proxy for Lund diagrams using the iterative jet declustering procedure [6]. In CMS, the constituents of the anti- k_T jets are reclustered using the Cambridge/ Aachen (CA) algorithm [7]. The CA algorithm sequentially combines the pairs of protojets with strict angular ordering, and the CA jet is then declustered iteratively (from large to small angle emissions). The transverse momentum k_T and splitting angle ΔR of soft subjet emission relative to the hard subjet (core) are measured at each step $k_T = p_T \Delta R$ where p_T is the subjet transverse momentum. The procedure is iterated until the core is a single particle.

The measurements of the primary Lund jet plane were performed for jet radius $R = 0.4$ and for the first time for $R = 0.8$ and corrected to particle level [8]. The primary Lund jet plane density projected onto the $\log k_T$ axis is shown in Fig. 3 for 0.4 jets (the results for 0.8 jets can be found in Ref. [8]). The results for large (respectively small) splitting angles are shown on the left (respectively right) plot.

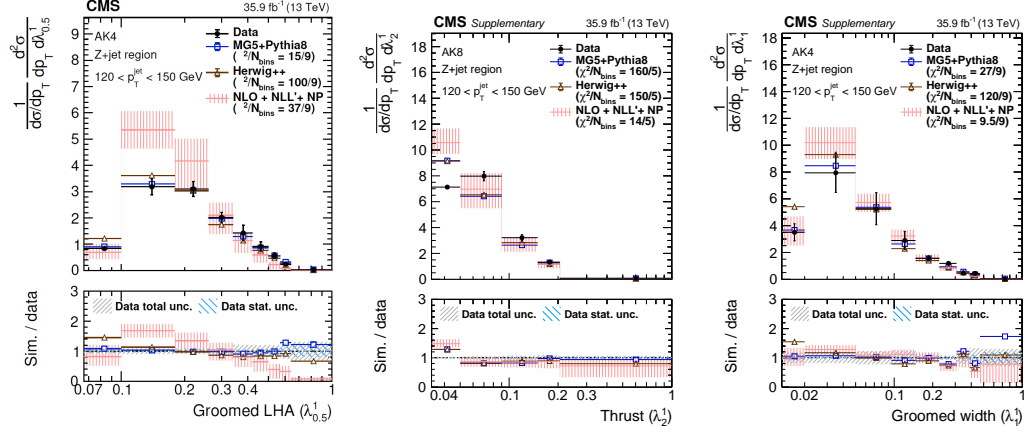


Figure 2: Groomed generalized angularities in $Z + jet$ events. From left to right: Les Houches angularity ($\lambda_{0.5}^1$), thrust (λ_2^1) and groomed width (λ_1^1).

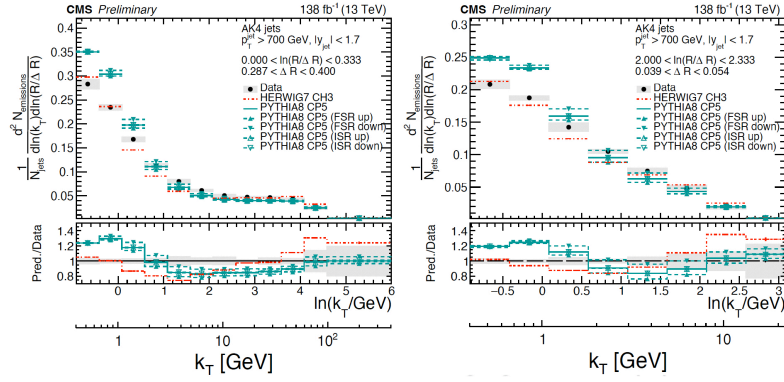


Figure 3: Lund jet plane density: $\log k_T$ dependence for two regions in ΔR and $\ln(R/\Delta R)$.

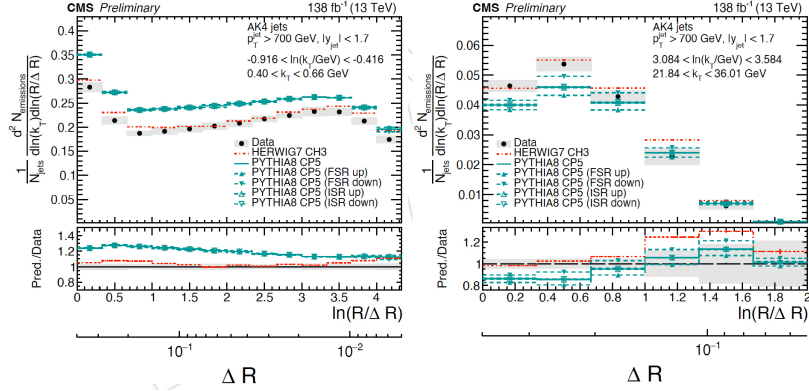


Figure 4: Lund jet plane density: $\log R/\Delta R$ dependence for two regions in ΔR and $\ln(R/\Delta R)$.

PYTHIA8 CP5 [3] overestimates the number of emissions by 15-20%, Data favor lower final state radiation in the parton shower region. HERWIG 7 CH3 [4] leads to a better agreement with data.

The primary Lund jet plane projected onto the $\log R/\Delta R$ axis is shown in Fig. 4 for $R = 0.4$. The region corresponding to soft (respectively hard) splittings is shown on the left (respectively right) plot. Low k_T splitting populates the whole angle radiation region while the large k_T only the wide one. PYTHIA8 CP5 overshoots data by 25-35% at low k_T and leads to a better description for hard emissions.

The comparison between the Lund jet plane measurement and model expectations is shown in Fig. 5 for different region in $\ln(R/\Delta R)$ and ΔR . PYTHIA8 with VINCIA [10] or DIRE [11] models are in agreement with data within a few % except at high k_T . SHERPA [5] and HERWIG7 [4] with dipole showers describe the data within 5-10% including at high k_T . The comparison between data and HERWIG7 allows to choose the best recoil scheme in angular ordered parton showers in a region where quark and gluon fragmentations play an important role. The ultimate goal will be to achieve NLL accuracy in the next generation of parton showers.

The measurement of the jet-averaged density of emissions also scales with α_S in the soft and collinear limit of perturbative QCD, which shows that the measurement of jet substructure and of the Lund jet plane is directly sensitive to the value of α_S [8]. The density of emissions has a simple dependence at leading $\log 2/\pi C \alpha_S(k_T)$, where C is the color factor. One can use the Lund plane density to calibrate α_S from the parton shower (as a MC tuning parameter) since this is what drives part of the differences between the MC generators.

To conclude, we described two measurements of jet substructure that are sensitive to basic building blocks of QCD. The measurement of the angular distributions in Z+jet and dijet events are a valuable input for a better understanding of quark-jet and

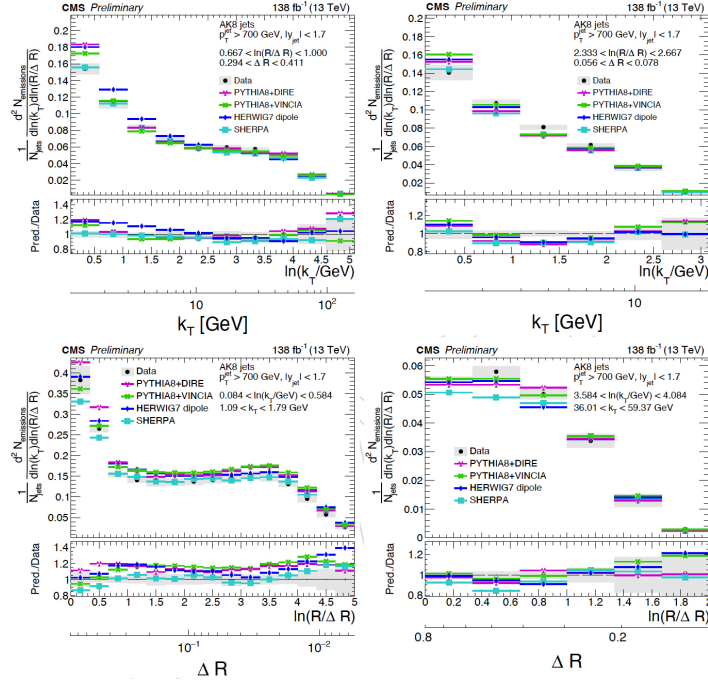


Figure 5: Lund jet plane density: comparison with the expectations from PYTHIA, HERWIG and SHERPA as a function of jet k_T and ΔR for different regions in ΔR and $\ln(R/\Delta R)$.

gluon-jet substructure. In addition, the measurement of the Lund jet plane is crucial to visualize the phase space of QCD splittings and it will improve our understanding of QCD and the description of data by MC, with the goal of achieving NLL accuracy in the next generation of parton showers.

References

- [1] A.J. Larkoski, J. Thaler and W.J. Waalewijn, *JHEP* **11** (2014) 129.
- [2] CMS Collaboration, *JHEP* **01** (2022) 188.
- [3] T. Sjöstrand *et al.*, *Comput. Phys. Commun.* **191** (2015) 159; CMS Collaboration, *Eur. Phys. J. C* **80** (2020) 4.
- [4] S. Catani and M. H. Seymour, *Nucl. Phys. B* **485** (1997) 291; CMS Collaboration, *Eur. Phys. J. C* **81** (2021) 312.
- [5] Sherpa Collaboration, *SciPost Phys.* **7** (2019) 034.

- [6] A. Dreyer, G. Salam, G. Soyez, JHEP **12** (2018) 064.
- [7] Y. L. Dokshitzer, G. D. Leder, S. Moretti, B. R. Webber, JHEP **08** (1997) 001.
- [8] CMS Collaboration, CMS-PAS-SMP-22-007.
- [9] M. Cacciari, G. P. Salam, and G. Soyez, JHEP **04** (2008) 063,
- [10] W. T. Giele, D. A. Kosower, and P. Z. Skands, Phys. Rev. D **78** (2008) 014026,
- [11] S. Höche and S. Prestel, Eur. Phys. J. C **75** (2015) 461.