

# On a formula for all sets of constant width in 3d

Bernd Kawohl\*, Guido Sweers\*

July 10, 2023

## Abstract

In the recent paper “On a formula for sets of constant width in 2D”, *Comm. Pure Appl. Anal.* 18 (2019), 2117–2131, we gave a constructive formula for all 2d sets of constant width. Based on this result we derive here a formula for the parametrization of the boundary of bodies of constant width in 3 dimensions, depending on one function defined on  $\mathbb{S}^2$  and a large enough constant. Moreover, we show that all bodies of constant width in 3d have such a parametrization. The last result needs a tool that we describe as ‘shadow domain’ and that is explained in an appendix. Our formula is more explicit than the result by T. Bayen, T. Lachand-Robert and É. Oudet, “Analytic parametrization of three-dimensional bodies of constant width” in *Arch. Ration. Mech. Anal.*, 186 (2007), 225–249.

**AMS Mathematics Subject Classification:** 52A15

**Keywords:** Constant width, convex geometry, 3-dimensional

## 1 Introduction

For a compact set  $G \subset \mathbb{R}^n$  one defines its directional width in direction  $\omega \in \mathbb{S}^{n-1} := \{x \in \mathbb{R}^n; |x| = 1\}$  by

$$d_G(\omega) = \max \{ \langle \omega, x \rangle; x \in G \} - \min \{ \langle \omega, x \rangle; x \in G \},$$

with  $\langle \cdot, \cdot \rangle$  denoting the standard inner product. If  $G$  is convex and  $d_G(\omega) = d_G$  is constant, then  $G$  is called a set of constant width. In 3 dimensions a set of constant width is also called a body of constant width.

The interest in the subject started with Leonhard Euler, who around 1774 considered 2d curves of constant width, which he called ‘curva orbiformis’. He not only studied such sets for 2 dimensions but also gave a formula describing such curves. See §10 of [5]. In 3 dimensions a ball is obviously the classical example of a body of constant width but the famous Meissner bodies also have this property. See [16, 17] or [13]. Quite simple examples can also be constructed by taking a reflection symmetric 2d set of constant width and rotating it around its line of symmetry.

Famous mathematicians such as Minkowski [19] and Hilbert [10] were intrigued by the subject. The first interest of most scholars focused on deriving properties of such domains. A wonderful survey on sets of constant width (up to 1983) was provided by Chakerian and Groemer in [3], and a more recent updated and thorough treatment can be found in the book by Martini, Montejano and Oliveros [15]. Let us recall that the 3d question, motivated by Blaschke’s 2d result [2], as to which body of constant fixed width has the smallest volume or, equivalently, the smallest surface area, is still open. We will not solve that problem, but will give an alternative formula for constructing bodies of constant width that might help.

---

\*Dept. Mathematik & Informatik, Universität zu Köln, Albertus-Magnus-Platz, 50923 Köln, Germany  
Email: kawohl@math.uni-koeln.de gsweers@math.uni-koeln.de  
Orcid-Id: Kawohl 0000-0003-2918-7318; Sweers 0000-0003-0180-5890

**Acknowledgement:** The authors thank Prof. Hansjörg Geiges for pointing out reference [18] and Ameziane Oumohand M.Sc. for [11]. Thanks also go to a referee, since the final version benefitted from the careful and detailed report.

It should be mentioned that a first version of the manuscript was essentially completed while the first author participated in the program “Geometric Aspects of Nonlinear Partial Differential Equations”, which was supported by the Swedish Research Council, at Institut Mittag-Leffler in Djursholm, Sweden during October 2022.

Let us recall some known facts about sets of constant width. Sets of constant width  $G$  in  $\mathbb{R}^n$  are strictly convex and hence any tangential plane touches  $G$  in at most one point. Although the Gauss-map  $\partial\Omega \rightarrow \mathbb{S}^{n-1}$  (the outside normal on smooth parts of  $\partial G$ ) will not be uniquely defined on edges or corners, the ‘inverse’  $\gamma_G : \mathbb{S}^{n-1} \rightarrow \partial G$  is well-defined for strictly convex  $G$  and parametrizes  $\partial G$ . See [14]. In [15, Theorem 11.1.1] one finds, when  $G$  is a set of constant width and  $\gamma_G \in C^1(\mathbb{S}^{n-1})$ , that

$$\gamma_G(\omega) = P_G(\omega)\omega + \nabla_{P_G}(\omega), \quad (1)$$

where  $P_G(\omega) := \max\{\langle \omega, x \rangle; x \in G\}$  is the support function and  $\nabla_{P_G}$  its gradient along  $\mathbb{S}^{n-1}$ , i.e.  $\langle \nabla_{P_G}(\omega), v \rangle = (dP_G(\omega))(v)$  for all  $\omega \in \mathbb{S}^{n-1}$  and  $v \in T_\omega\mathbb{S}^{n-1}$ . Necessary for a set of constant width  $d_G$  is that

$$\gamma_G(\omega) - \gamma_G(-\omega) = d_G \omega, \quad (2)$$

from which it follows that  $P_G(\omega) + P_G(-\omega) = d_G$  and  $\nabla_{P_G}(\omega) = \nabla_{P_G}(-\omega)$  for all  $\omega \in \mathbb{S}^{n-1}$ .

In [1] a parametrization of sets of constant width is given by using the so-called median surface, which is parametrised by

$$M_G(\omega) := \gamma_G(\omega) - \frac{1}{2}d_G \omega \text{ for } \omega \in \mathbb{S}^{n-1}. \quad (3)$$

Writing  $x \cdot Y := \sum_i x_i Y_i$ , which may coincide with but will not be restricted just to the inner product  $\langle \cdot, \cdot \rangle$ , the convexity of  $G$  leads to

$$(M_G(\hat{\omega}) - M_G(\omega)) \cdot \omega \leq \frac{1}{4}d_G^2 |\hat{\omega} - \omega|^2 \text{ for all } \omega, \hat{\omega} \in \mathbb{S}^{n-1}, \quad (4)$$

while (2) implies

$$M_G(\omega) = M_G(-\omega) \text{ for all } \omega \in \mathbb{S}^{n-1}. \quad (5)$$

The reverse question would be: can one give criteria on a continuous function  $\gamma : \mathbb{S}^{n-1} \rightarrow \mathbb{R}^n$  such that  $\gamma(\mathbb{S}^{n-1})$  parametrizes the boundary of a set of constant width? An answer is given by Theorem 2 of [1], where it is stated that for any continuous map  $M : \mathbb{S}^{n-1} \rightarrow \mathbb{R}^n$  and  $\alpha > 0$ , which satisfy

$$\begin{aligned} M(\omega) &= M(-\omega) && \text{for all } \omega \in \mathbb{S}^{n-1}, \\ (M(\hat{\omega}) - M(\omega)) \cdot \omega &\leq \frac{1}{4}\alpha^2 |\hat{\omega} - \omega|^2 && \text{for all } \omega, \hat{\omega} \in \mathbb{S}^{n-1}, \end{aligned} \quad (6)$$

the set

$$G := \{M(\omega) + t\omega; \omega \in \mathbb{S}^{n-1}, 0 \leq t \leq \frac{1}{2}\alpha\} \quad (7)$$

is of constant width  $d_G := \alpha$  and  $M_G(\omega) := M(\omega)$ . The  $\gamma_G$  and  $M_G$  are as in (3).

One finds by continuity of  $M$  that

$$\partial G \subset \{M(\omega) + \frac{1}{2}\alpha \omega; \omega \in \mathbb{S}^{n-1}\} \quad (8)$$

and even that the identity holds in (8).

Although (6) are hence necessary and sufficient conditions, there is not yet an obvious class of functions leading to bodies of constant width. Continuity or even differentiability by itself is not enough for an  $\alpha$  to exist for which (6) holds. The second condition in (6) implies the convexity of  $G$  from (7) and as such it gives a monotonicity for directional derivatives, hence a necessary one-sided estimate for second derivatives of  $M$ , whenever these exist. In two dimensions, see [12], a few simple conditions on a function in  $L^\infty(0, \pi)$  are necessary and sufficient in order to have a curve of constant width. The construction in 2 dimensions is also helpful in 3 dimensions. It will allow us to give a more explicit formula for all bodies of constant width, which is what we want to show here.

## 2 Two dimensions

In the last century Hammer and Sobczyk described a construction for 2 dimensions in [7, 8, 9], based on a characterization of what they called ‘outwardly simple line families’. More recently a direct concise formula was given in [12] to describe all those sets in two dimensions starting from any  $L^\infty(0, \pi)$ -function satisfying 2 equations, namely the ones in (11). Let us recall the 2d formula from [12]:

**Theorem 1 ([12, Theorem 3.2])** Let  $\mathbf{x}_0 \in \mathbb{R}^2$ ,  $r \in \mathbb{R}$  and  $a \in L^\infty(\mathbb{R})$  satisfy

$$r \geq \|a\|_\infty, \quad (9)$$

$$a(\varphi + \pi) = -a(\varphi) \text{ for all } \varphi, \quad (10)$$

$$\int_0^\pi a(s) \begin{pmatrix} -\sin s \\ \cos s \end{pmatrix} ds = \begin{pmatrix} 0 \\ 0 \end{pmatrix}. \quad (11)$$

Define the closed curve  $\mathbf{x} : [0, 2\pi] \rightarrow \mathbb{R}^2$  by

$$\mathbf{x}(\varphi) = \mathbf{x}_0 + \int_0^\varphi (r - a(s)) \begin{pmatrix} -\sin s \\ \cos s \end{pmatrix} ds. \quad (12)$$

Then  $\mathbf{x}$  describes the boundary of a set of constant width  $2r$ .

For a simple statement in Theorem 1 the function  $a \in L^\infty(0, \pi)$  is extended to  $\mathbb{R}$  and such that (9) and (10) are satisfied. The formula in (12) shows that  $\mathbf{x} \in C^{0,1}(\mathbb{R})$ , which is optimal for  $r = \|a\|_\infty$ . For  $r > \|a\|_\infty$  when considering the set  $\mathbf{x}[0, 2\pi]$  as a curve one finds that  $\mathbf{x}[0, 2\pi] \in C^{1,1}$ . The formula in (12) describes the boundary of all 2d domains of constant width:

**Theorem 2 ([12, Theorem 4.1])** If  $G \subset \mathbb{R}^2$  is a closed convex set of constant width  $2r$ , then there exists  $\mathbf{x}_0$  and  $a$  as in Theorem 1, such that  $\partial G = \mathbf{x}([0, 2\pi])$  with  $\mathbf{x}$  as in (12).

The geometric interpretation of the formula in (12) is that  $\mathbf{x}(\varphi)$  and  $\mathbf{x}(\varphi + \pi)$  describe the ends of a rotating stick of length  $2r$  with the varying point of rotation lying on the stick by (9) and determined by  $a(\varphi)$ . For these ends to coincide for  $\varphi \in [0, \pi]$  with those for  $\varphi \in [\pi, 2\pi]$  one needs condition (10). The two equalities in condition (11) make it a closed curve.

### 3 A formula in three dimensions

There have been previous attempts to provide an explicit construction of all 3d bodies of constant width. In [14] Lachand-Robert and Oudet present a geometric construction that generates 3d bodies of constant width from 2d sets of constant width. This construction, however, does not capture all 3d bodies of constant width because a counterexample is provided in the paper [4] by Danzer. In [20] Montejano and Roldan-Pensado generalize the construction of Meissner bodies to generate so-called Meissner polyhedra. This construction does not generate all 3d bodies either, because the rotated Reuleaux triangle is a counterexample. As already mentioned Bayen, Lachand-Robert and Oudet give a description of (all)  $n$ -d sets of constant width in [1, Theorem 2] but the function  $M$  has to satisfy a condition at each point of  $\mathbb{S}^{n-1}$ . We provide an alternative construction, based on the method from [12] which gives a simpler condition although still at each point of  $\mathbb{S}^2$ . A simple condition as in 2d does not seem possible, but our conditions will be close to the optimal one. We use the 2d-approach to get a curve of constant width  $2r$  for each  $\theta$  based on the function  $a$  from Theorem 1, which may now depend also on  $\theta$ :

$$\varphi \mapsto a(\varphi, \theta) \text{ for each } \theta, \quad (13)$$

Whenever  $\|\partial_\theta^2 a\|_\infty$  is bounded and when  $r$  is large enough, there exists a unique perturbation in the  $\theta$ -direction for the collection of rotating 2d-curves, hence perpendicular to such an initial curve, such that the combined result will yield a 3d-body of constant width. Moreover, each body of constant width can be written this way.

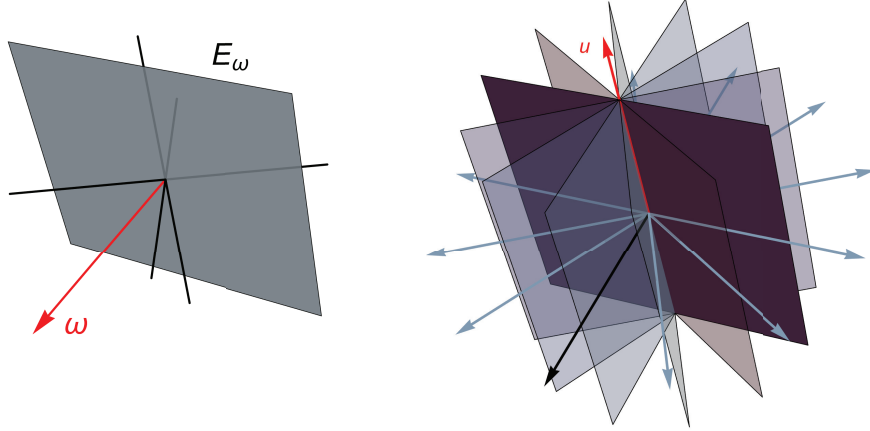
Aside from our results from [12] for two dimensions we will use a result by Hadwiger in [6], which can be roughly described as follows: convex bodies in  $\mathbb{R}^n$  are uniquely determined by the projections in  $\mathbb{R}^{n-1}$  perpendicular to one fixed direction. The result holds for  $n \geq 4$  and, whenever the one fixed direction is regular, also for  $n = 3$ . This last addendum is due to [11]. Regular means here, that the planes perpendicular to that fixed direction which touch the convex domain, do that in precisely one point. Since sets of constant width are necessarily strictly convex, this is obviously the case for those sets and any choice of the fixed direction.

Let us define for  $\omega \in \mathbb{S}^2$  the orthogonal projection  $P_\omega$  on the plane  $E_\omega := \{x \in \mathbb{R}^3; \langle x, \omega \rangle = 0\}$ . To exploit the result of Hadwiger we will use for a fixed  $u \in \mathbb{S}^2$  all projections in the directions  $\omega \in \mathbb{S}^2$  with  $\langle \omega, u \rangle = 0$ . See Figure 1. For those  $\omega$  we have

$$P_\omega x = \langle u, x \rangle u + \langle u \times \omega, x \rangle (u \times \omega). \quad (14)$$

For later use we need to identify the projections on  $E_\omega$  with coordinates in  $\mathbb{R}^2$  through

$$\widehat{P}_\omega x = \begin{pmatrix} \langle u, x \rangle \\ \langle u \times \omega, x \rangle \end{pmatrix}. \quad (15)$$



**Figure 1:** The plane  $E_\omega$  for one  $\omega$  and ‘all’ planes  $E_\omega$  with  $\omega$  such that  $\langle \omega, u \rangle = 0$ . Those  $E_\omega$  contain  $u$  as a common direction.

We may now explain the result by Hadwiger in [6] in more detail. He proved that for two convex bodies  $G_1$  and  $G_2$  in  $\mathbb{R}^3$  the following holds.

- If  $P_u G_1 \simeq P_u G_2$  and  $P_\omega G_1 \simeq P_\omega G_2$  for all  $\omega \in \mathbb{S}^2$  with  $\langle \omega, u \rangle = 0$ , then  $G_1 \simeq G_2$ .

Here  $A \simeq B$  means that  $A$  equals  $B$  after a translation. In other words, there is a fixed  $v \in \mathbb{R}^3$  such that  $A = v + B$ . Groemer showed in [11] that one could drop the condition  $P_u G_1 \simeq P_u G_2$ , whenever  $u$  is a regular direction for  $G_1$ . Here regular means that  $\max \{\langle u, x \rangle; x \in G_1\}$  is attained for a unique  $x \in G_1$ . Since domains  $G$  of constant width are precisely those domains for which

$$G^* := \frac{1}{2}G + \frac{1}{2}(-G) := \left\{ \frac{1}{2}x - \frac{1}{2}y; x, y \in G \right\}$$

is a ball, which has only regular directions, one finds that  $(\widehat{P}_\omega G)^*$  is a disc for all  $\omega \in \mathbb{S}^2$  with  $\langle \omega, u \rangle = 0$ , if and only if  $G^*$  is a ball. Necessarily those discs and the ball have the same radius. This implies that a convex closed set  $G \subset \mathbb{R}^3$  is a body of constant width if and only if there is a direction  $u \in \mathbb{S}^2$ , such that for some fixed  $\rho > 0$  one finds

$$(\widehat{P}_\omega G)^* \simeq D_\rho := \{y \in \mathbb{R}^2; |y| \leq \rho\} \text{ for all } \omega \in \mathbb{S}^2 \text{ with } \langle \omega, u \rangle = 0.$$

This means that all those  $P_\omega G$  should be two-dimensional convex sets of constant width  $\rho$ . So by taking  $u = (1, 0, 0)$  we find that the boundary of  $P_\omega G$  is described by (12) with some  $a$  depending on  $\omega$ . This leads us to the result in Theorem 5 that will be formulated using an admittedly unusual parametrization of  $\mathbb{S}^2$ , which we introduce next:

**Notation 3** We parametrize  $\mathbb{S}^2 = \mathbf{U}(\mathbb{R}^2)$  by

$$\omega = \mathbf{U}(\varphi, \theta) := \begin{pmatrix} \sin \varphi \cos \theta \\ \sin \varphi \sin \theta \\ \cos \varphi \end{pmatrix}. \quad (16)$$

This is the standard parametrization with  $\varphi$  the angle between  $\omega$  and the positive  $z$ -axis and  $\theta$  the counterclockwise angle of the projection on the  $xy$ -plane with the  $x$ -axis, viewed from the positive  $z$ -axis. Obviously this parametrization is not unique as we may restrict  $(\varphi, \theta)$  to some subset of  $\mathbb{R}^2$ .

We may define a convenient  $\varphi, \theta$ -dependent orthonormal basis, first for  $\sin \varphi \neq 0$ ,

$$\begin{aligned} \left\{ \mathbf{U}(\varphi, \theta), \mathbf{U}_\varphi(\varphi, \theta), \frac{\mathbf{U}_\theta(\varphi, \theta)}{\sin \varphi} \right\} &= \left\{ \begin{pmatrix} \sin \varphi \cos \theta \\ \sin \varphi \sin \theta \\ \cos \varphi \end{pmatrix}, \begin{pmatrix} \cos \varphi \cos \theta \\ \cos \varphi \sin \theta \\ -\sin \varphi \end{pmatrix}, \begin{pmatrix} -\sin \theta \\ \cos \theta \\ 0 \end{pmatrix} \right\} \\ &=: \{\mathbf{U}(\varphi, \theta), \mathbf{V}(\varphi, \theta), \mathbf{W}(\theta)\}, \end{aligned} \quad (17)$$

with the expression in the middle showing the obvious extension when  $\sin \varphi = 0$ .

Any function  $(\varphi, \theta) \mapsto v(\varphi, \theta) : \mathbb{R}^2 \rightarrow \mathbb{R}$  that is used to define a quantity on  $\mathbb{S}^2$  necessarily has to possess the obvious periodicity properties as well as some compatibility conditions. The relations, which the function  $a$  from (13) has to satisfy, are more subtle. For  $\varphi \notin \{0, \pi\}$  the value  $r - a(\varphi, \theta)$  coincides with the inverse curvature in the  $\varphi$ -direction. There is however a peculiarity at the north- and south-pole, where the curvature in any(!) direction is given by  $(r - a(0, \theta))^{-1}$ , respectively  $(r - a(\pi, \theta))^{-1}$ , through varying  $\theta$ . This leads to the following definition with a distinction between pure periodicity and what we call compatibility:

**Definition 4** For a function  $f : \mathbb{R}^2 \rightarrow \mathbb{R}$  we say that:

- $f$  satisfies the periodicity conditions for  $\mathbb{S}^2$ , if

$$f(\hat{\varphi}, \hat{\theta}) = f(\varphi, \theta) \quad \text{for all } \hat{\varphi} - \varphi, \hat{\theta} - \theta \in 2\pi\mathbb{Z}, \quad (18)$$

$$f(\hat{\varphi}, \hat{\theta}) = f(\varphi, \theta) \quad \text{for all } \hat{\varphi} + \varphi, \hat{\theta} - \theta + \pi \in 2\pi\mathbb{Z}; \quad (19)$$

- $f$  satisfies the compatibility conditions for the poles of  $\mathbb{S}^2$ , if

$$f(0, \theta) = f(0, 0) \quad \text{and} \quad f(\pi, \theta) = f(\pi, 0) \quad \text{for all } \theta \in \mathbb{R}. \quad (20)$$

Suppose that  $B(\mathbb{R}^2)$  is some function space. We write:

- $f \in B_p(\mathbb{R}^2)$ , whenever  $f \in B(\mathbb{R}^2)$  and satisfies (18) and (19);
- $f \in B_{p,c}(\mathbb{R}^2)$ , whenever  $f \in B(\mathbb{R}^2)$  and satisfies (18), (19) and (20).

One usually restricts  $\mathbb{R}^2$  to  $[0, \pi] \times [0, 2\pi]$  to have a unique parametrization at least for the interior points and with some compatibility assumptions at its boundary, but here it will be more convenient to take

$$\mathbb{S} = [0, 2\pi] \times \left[-\frac{1}{2}\pi, \frac{1}{2}\pi\right]. \quad (21)$$

As in the 2d-case the function  $a$  from (13) that we use is such that at opposite points of  $\mathbb{S}^2$  the value is opposite:  $a(\varphi, \theta) = -a(\varphi + \pi, \theta) = -a(\pi - \varphi, \theta + \pi)$ . Hence  $a$  is completely defined by its values on  $[0, \pi] \times \left[-\frac{1}{2}\pi, \frac{1}{2}\pi\right]$ .

**Theorem 5 (Constructing bodies of constant width)** Suppose that  $a \in C_p^2(\mathbb{R}^2)$  satisfies

$$a(\varphi, \theta) = -a(\varphi + \pi, \theta) \quad \text{for all } (\varphi, \theta) \in \mathbb{R}^2, \quad (22)$$

$$\int_0^\pi a(s, \theta) \begin{pmatrix} \cos s \\ \sin s \end{pmatrix} ds = \begin{pmatrix} 0 \\ 0 \end{pmatrix} \quad \text{for all } \theta \in \mathbb{R}, \quad (23)$$

let  $\mathbf{V}$  and  $\mathbf{W}$  be as in (17) and suppose that  $h : (0, \pi) \times \mathbb{R} \rightarrow \mathbb{R}$  is defined by:

$$h(\varphi, \theta) := -\frac{\int_0^\varphi \sin(\varphi - s) \partial_\theta a(s, \theta) ds}{\sin \varphi}. \quad (24)$$

1. Then the definition in (24) can be continuously extended to  $\mathbb{R}^2$ . The extended  $h$  is such that

$$(\varphi, \theta) \mapsto h(\varphi, \theta) \mathbf{W}(\theta) \in C_{p,c}^1(\mathbb{R}^2), \quad (25)$$

and satisfies

$$h(\varphi, \theta) = 0 \quad \text{for all } (\varphi, \theta) \in \pi\mathbb{Z} \times \mathbb{R}. \quad (26)$$

2. There exist

$$r_0(a) \in \left[ \|a\|_\infty, \|a\|_\infty + \|\partial_\theta a\|_\infty + \|\partial_\theta^2 a\|_\infty \right], \quad (27)$$

such that for all  $r \geq r_0(a)$  and  $\mathbf{X}_0 \in \mathbb{R}^3$ , the surface  $\mathbf{X}(\mathbb{S})$ , defined by

$$\mathbf{X}(\varphi, \theta) = \mathbf{X}_0 + \int_0^\varphi (r - a(s, \theta)) \mathbf{V}(s, \theta) ds + h(\varphi, \theta) \mathbf{W}(\theta), \quad (28)$$

describes the boundary of a body of constant width.

3. Moreover, with  $a(\cdot, \cdot)$  as above, the function  $h$  in (24) is the unique possibility in order that  $\mathbf{X}$  in (28) describes the boundary of a body of constant width.

**Remark 5.1** Our construction will be illustrated by an example in Section 3. Although  $a \in C_p^2(\mathbb{R}^2)$  will imply that

$$(\varphi, \theta) \mapsto h(\varphi, \theta) \mathbf{W}(\theta) \in C_{p,c}^1(\mathbb{R}^2),$$

one finds at most  $\mathbf{X} \in C_{p,c}^{0,1}(\mathbb{R}^2)$ . Hence the induced parametrization  $\mathbb{S}^2 \rightarrow \partial G$  is a diffeomorphism. This will only be the case for  $r > r_0(a)$  and in general not for  $r = r_0(a)$ . By taking  $r > r_0(a)$  one obtains a  $C^{1,1}$ -surface with a distance  $\varepsilon = r - r_0(a)$  from the body of constant width for  $r = -r_0(a)$  where Lipschitz is optimal. In the next section the example is such that  $r = r_0(a) = 1$  and  $\mathbf{X}$  will not be a diffeomorphism near  $(0, 0)$ . Indeed, the surface near the north pole is not  $C^1$ .

We have assumed that  $a \in C_p^2(\mathbb{R}^2)$ , which is sufficient for describing a 3d set of constant width for  $r$  large, but certainly more than necessary for  $h$  and  $\mathbf{X}$  to be well-defined. Necessary for  $h$  to be well-defined will be  $L^\infty$  bounds for  $a, a_\theta$  and  $a_{\theta\theta}$ . For the 2d case a necessary and sufficient restriction appears, namely  $r \geq r_0(a) := \|a\|_\infty$ . In 3d this condition is still necessary but not sufficient. To have a differentiable parametrization in 3d a bound appears that contains  $\partial_\theta h$ . We are however not able to quantify such a bound more precisely like in 2d.

We first proof some results for  $h$  that we gather in the next lemma.

**Lemma 6** Suppose that  $a \in C_p^2(\mathbb{R}^2)$  satisfies (22) and (23). Then (24) can be continuously extended to  $\mathbb{R}^2$ , and the extended  $h$  is such that for all  $(\varphi, \theta) \in \mathbb{R}^2$  :

$$h(\varphi, \theta) = h(\varphi + \pi, \theta), \quad (29)$$

$$h(\varphi, \theta) = -h(-\varphi, \theta + \pi). \quad (30)$$

and satisfies (25) and (26). Moreover, for all  $(\varphi, \theta) \in \mathbb{R}^2$  it holds that

$$|h(\varphi, \theta)| \leq \|a_\theta\|_\infty |\sin \varphi|, \quad (31)$$

$$|h_\varphi(\varphi, \theta)| \leq \|a_\theta\|_\infty, \quad (32)$$

$$|h_\theta(\varphi, \theta)| \leq \|a_{\theta\theta}\|_\infty |\sin \varphi|. \quad (33)$$

**Proof.** A priori  $h$  is defined for  $\varphi \in (0, \pi)$ . From (23) we find that

$$\int_0^\pi \sin(\varphi - s) a_\theta(s, \theta) ds = \partial_\theta \left( \int_0^\pi \sin(\varphi - s) a(s, \theta) ds \right) = 0. \quad (34)$$

With  $a \in C_p^2(\mathbb{R}^2)$  and (34) we hence find that  $h$  is uniformly bounded on  $(0, \pi) \times \mathbb{R}$ . Moreover, for  $\varphi \in (0, \frac{1}{2}\pi]$  we find

$$\begin{aligned} \left| \int_0^\varphi \sin(\varphi - s) \partial_\theta a(s, \theta) ds \right| &\leq \|\partial_\theta a\|_\infty \int_0^\varphi \sin(\varphi - s) ds \\ &= \|\partial_\theta a\|_\infty (1 - \cos \varphi) \leq \|\partial_\theta a\|_\infty (1 - \cos \varphi) (1 + \cos \varphi) = \|\partial_\theta a\|_\infty |\sin \varphi|^2, \end{aligned}$$

while for  $\varphi \in (\frac{1}{2}\pi, \pi)$  we obtain with (23) that

$$\begin{aligned} \left| \int_0^\varphi \sin(\varphi - s) \partial_\theta a(s, \theta) ds \right| &\leq \|\partial_\theta a\|_\infty \left| \int_\varphi^\pi \sin(\varphi - s) ds \right| \\ &= \|\partial_\theta a\|_\infty (1 + \cos \varphi) \leq \|\partial_\theta a\|_\infty (1 - \cos \varphi) (1 + \cos \varphi) = \|\partial_\theta a\|_\infty |\sin \varphi|^2. \end{aligned}$$

Hence we find

$$|h(\varphi, \theta)| \leq \|\partial_\theta a\|_\infty |\sin \varphi|,$$

which is (31) at least on  $(0, \pi) \times \mathbb{R}$ , and we may extend  $h$  by 0 to  $\varphi \in \{0, \pi\}$ . By (23), a substitution and (22)

$$\begin{aligned} h(\varphi + \pi, \theta) &= -\frac{\int_0^{\varphi+\pi} \sin(\varphi + \pi - s) \partial_\theta a(s, \theta) ds}{\sin(\varphi + \pi)} = \frac{\int_\pi^{\varphi+\pi} \sin(\varphi + \pi - s) \partial_\theta a(s, \theta) ds}{\sin \varphi} \\ &= \frac{\int_0^\varphi \sin(\varphi - s) \partial_\theta a(s - \pi, \theta) ds}{\sin \varphi} = -\frac{\int_0^\varphi \sin(\varphi - s) \partial_\theta a(s, \theta) ds}{\sin \varphi} = h(\varphi, \theta) \end{aligned}$$

and we find that the definition is well-defined on  $(0, 2\pi) \times \mathbb{R}$  and at least there (29) holds. Then  $h$  can be extended continuously by 0 to  $\varphi = 2\pi$  and (31) holds for  $\varphi \in \{0, \pi, 2\pi\}$ . This allows us to use the definition in (24) for  $h$  for all  $\varphi$  with  $\sin \varphi \neq 0$  and to set  $h = 0$  whenever  $\sin \varphi = 0$ . Moreover, since  $a_\theta \in C_p^1(\mathbb{R}^2)$  we find that  $h$  and also  $h\mathbf{W}$  satisfies (18). One also finds that (26) holds true.

For (19) first note that

$$\begin{aligned} h(-\varphi, \theta + \pi) &= -\frac{\int_0^{-\varphi} \sin(-\varphi - s) \partial_\theta a(s, \theta + \pi) ds}{\sin(-\varphi)} = \frac{\int_0^{-\varphi} \sin(-\varphi - s) \partial_\theta a(-s, \theta) ds}{\sin \varphi} \\ &= -\frac{\int_0^\varphi \sin(-\varphi + s) \partial_\theta a(s, \theta) ds}{\sin \varphi} = \frac{\int_0^\varphi \sin(\varphi - s) \partial_\theta a(s, \theta) ds}{\sin \varphi} = -h(\varphi, \theta), \end{aligned}$$

which shows (30). Moreover, with

$$h(-\varphi, \theta + \pi)\mathbf{W}(\theta + \pi) = -h(\varphi, \theta)\mathbf{W}(\theta + \pi) = h(\varphi, \theta)\mathbf{W}(\theta)$$

and  $a_\theta \in C_p^1(\mathbb{R}^2)$  implying  $h \in C^1(\mathbb{R}^2)$ , one finds (25).

Since the  $\theta$ -dependence only comes through  $a$  the estimate in (33) is proven similarly as for (31). For (32) we use a straightforward computation from (24) and using (23) to find

$$h_\varphi(\varphi, \theta) = -\frac{\int_0^\varphi \sin s \partial_\theta a(s, \theta) ds}{(\sin \varphi)^2} = \frac{\int_\varphi^\pi \sin s \partial_\theta a(s, \theta) ds}{(\sin \varphi)^2}.$$

Next we may estimate by

$$|h_\varphi(\varphi, \theta)| \leq \min\left(\int_0^\varphi \sin s ds, \int_\varphi^\pi \sin s ds\right) \frac{\|a_\theta\|_\infty}{(\sin \varphi)^2} \leq \|a_\theta\|_\infty,$$

which concludes the proof of Lemma 6. ■

Proofs of Theorem 5 and of the converse result in the next theorem are given in Section 5.

### Theorem 7 (All bodies of constant width are represented by (28))

1. Each body of constant width is described by (28) for some  $a \in L_p^\infty(\mathbb{R}^2)$  with  $\theta \mapsto a(\varphi, \theta)$  uniformly Lipschitz on  $\mathbf{S}$ ,  $a(\cdot, \cdot)$  satisfying (22) and (23), with some  $r \geq \|a\|_{L^\infty(\mathbf{S})}$  and with  $h$  satisfying (29), (26), (30) and

$$h(\varphi, \theta) = \frac{\lim_{\varepsilon \rightarrow 0} \int_0^\varphi \frac{a(s, \theta) - a(s, \theta + \varepsilon)}{\varepsilon} \sin(\varphi - s) ds}{\sin \varphi}. \quad (35)$$

2. Concerning regularity we have  $h(\varphi, \theta) = 0$  for  $\varphi \in \{0, \pi, 2\pi\}$ ,  $\theta \in [-\frac{1}{2}\pi, \frac{1}{2}\pi]$  and

$$h(\varphi, \theta) \begin{pmatrix} -\sin \theta \\ \cos \theta \end{pmatrix} \in C^{0,1}(\mathbf{S})$$

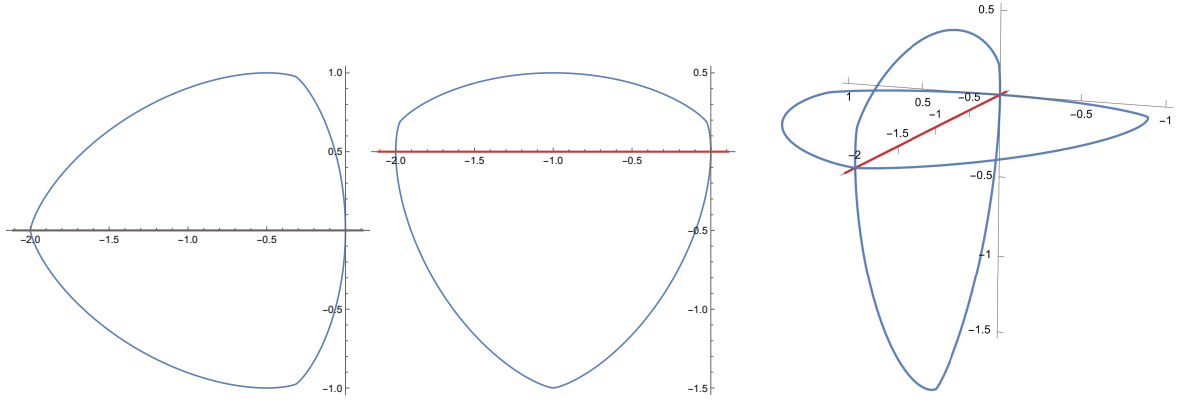
and moreover, if  $a(\cdot, \cdot)$  can be extended such that

- i.  $a, \partial_\theta a \in C_p^0(\mathbb{R}^2)$ , then also (24) holds true;
- ii.  $a, \partial_\theta a \in C_p^1(\mathbb{R}^2)$ , then  $h$  can be extended such that (26) holds true.

## 4 An example

The formulas are rather technical and in order to illustrate that (28) does deliver a body of constant width, we give an actual construction in a case that is computable. The example yields a body of constant width connecting two triangular 2d-domains of constant width based on the 2d-formula. In addition to  $\mathbf{x}_0 = (0, 0)$  and  $r = 1$  we use in Fig. 2:

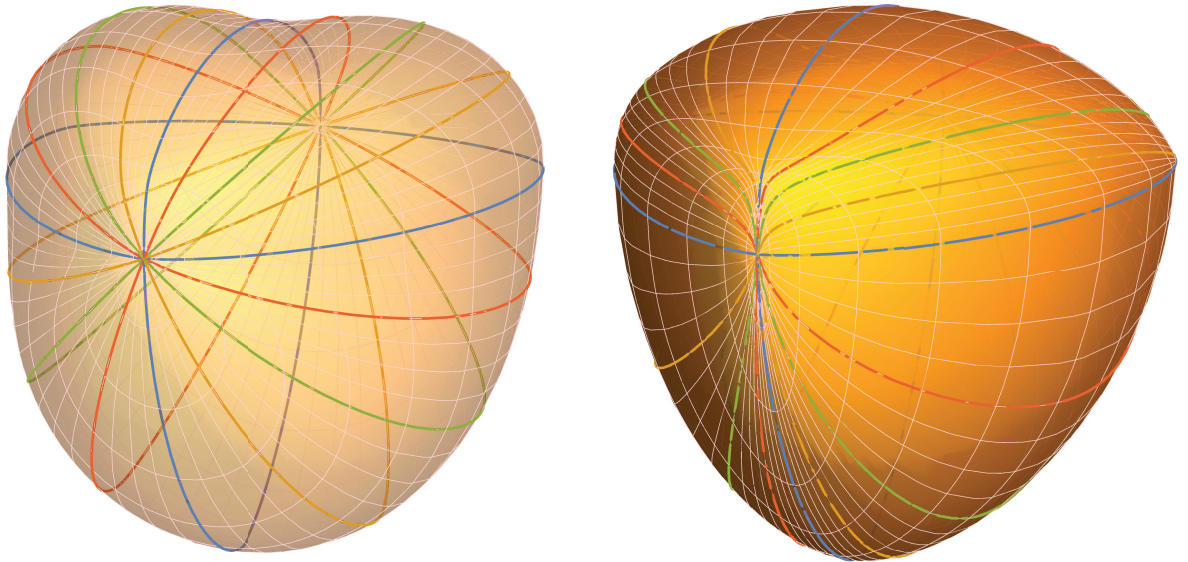
- for the figure on the left:  $a(s) = a_1(s) := -\cos(3s)$ ;
- for the figure in the middle:  $a(s) = a_2(s) := \sin(3s)$ .



**Figure 2:** The 2d sets with  $a_1$  and  $a_2$ , showing the common axis, and the combination in 3d by joining the red axes with the first curve horizontally and the second vertically

The figure on the right of Fig. 2 combines these two curves in a 3d-setting in orthogonal planes with the red line as common intersection. In order to find a smooth perturbation from the horizontal to the vertical curve by curves whose projections will be 2d-curves of constant width 1, we use the following:

$$a(\varphi, \theta) := (\cos \theta)^2 a_1(\varphi) + (\sin \theta)^2 a_2(\varphi). \quad (36)$$



**Figure 3:** On the left the intermediate construction without  $h$  consisting of 2d-sets of constant width for each  $\theta$ . This is not a body of constant width. On the right the body of constant width as the final result with the shift by  $h$  in the direction  $\Psi$  from (37). By the special choice of the  $\theta$ -dependence in (36) the curves from Fig. 2 remain unmodified. They appear in blue and coincide with the third picture in Figure 2. The surface on the right is not everywhere smooth as indeed here  $r = r_0(a)$ . Note that the  $x$ -direction is to the right,  $y$  goes upwards and  $z$  to the front.

The  $a$  in (36) is used to produce the sketch on the left in Fig. 3 using the formula in (28) without the  $h$ -term. Each intersection with a plane containing the horizontal (red) line  $\{\lambda(1, 0, 0); \lambda \in \mathbb{R}\}$  will produce a 2d set of constant width although the body itself will not be a 3d set of constant width. Only after the modification which includes the additional  $h$ -term in (28) does one indeed find a 3d set of constant width.

The 2d-curves from Figure 2 appear in the horizontal and a vertical plane in blue. The special choice of  $(\cos \theta)^2$  and  $(\sin \theta)^2$  in (36) implies that  $\partial_\theta a(\varphi, 0) = 0 = \partial_\theta a(\varphi, \pm\pi/2)$  for all  $\varphi$ . Therefore  $h(\varphi, 0) = 0 = h(\varphi, \pm\pi/2)$  for all  $\varphi$  or, in other words, those two curves remain unmodified.



So in the left part of Fig. 3 one finds rotated 2d-domains of constant width ‘rotating’ from the the 2d figure with  $a_1$  to the 2d figure with  $a_2$ . Since that rotated form is not even convex it cannot be a 3d-body of constant width. On the right one finds the same projections as on the left but the curves are now moved in a perpendicular direction with factor  $h$ . The function  $h$  in (24) is the only one such that the figure on the right is a 3d-body of constant width.

## 5 Proofs of the two theorems

For the standard inner product of  $u, v \in \mathbb{R}^n$  we use  $\langle u, v \rangle$ . The notation  $u \cdot v$  is used for componentwise multiplication, which includes but can be more general than the inner product. Let us start by introducing three vectors for a more concise notation:

$$\Theta = \begin{pmatrix} \cos \theta \\ \sin \theta \\ 0 \end{pmatrix}, \Psi = \begin{pmatrix} -\sin \theta \\ \cos \theta \\ 0 \end{pmatrix} \text{ and } \Xi = \begin{pmatrix} 0 \\ 0 \\ 1 \end{pmatrix}. \quad (37)$$

These three directions constitute a  $\theta$ -dependent orthonormal basis in  $\mathbb{R}^3$  that turns out to be convenient for our parametrization. The following identities hold true:

$$\partial_\theta \Theta = \Psi \text{ and } \partial_\theta \Psi = -\Theta. \quad (38)$$

Also note that our initial basis (17) can be expressed in term of (37)

$$\mathbf{U}(\varphi, \theta) = \begin{pmatrix} \sin \varphi \cos \theta \\ \sin \varphi \sin \theta \\ \cos \varphi \end{pmatrix} = \cos \varphi \Xi + \sin \varphi \Theta = \begin{pmatrix} \sin \varphi \\ \cos \varphi \end{pmatrix} \cdot \begin{pmatrix} \Theta \\ \Xi \end{pmatrix}, \quad (39)$$

$$\mathbf{V}(\varphi, \theta) = \begin{pmatrix} \cos \varphi \\ -\sin \varphi \end{pmatrix} \cdot \begin{pmatrix} \Theta \\ \Xi \end{pmatrix} \text{ and } \mathbf{W}(\theta) = \Psi. \quad (40)$$

The dot product  $\cdot$  in (39), (40) might seem artificial. However, it coincides with the usual definition of inner product and is most convenient for a concise notation in the following proofs.

**Proof of Theorem 5.** We will have to show that  $\mathbf{X}$  in (28) is a regular parametrization and secondly, that the resulting surface will yield a body of constant width. For both aspects we need to consider  $\partial_\varphi \mathbf{X}(\varphi, \theta)$  and  $\partial_\theta \mathbf{X}(\varphi, \theta)$ .

► *Computation of  $\partial_\varphi \mathbf{X}$  and  $\partial_\theta \mathbf{X}$ .* We will check first that  $\mathbf{X}$  in (28) is a regular parametrization of the boundary  $\partial G$  of a body of constant width for  $r$  large enough, that is

$$\tilde{\mathbf{X}} : \mathbb{S}^2 \rightarrow \partial G \text{ defined by } \tilde{\mathbf{X}}(\omega) := \mathbf{X}(\varphi, \theta) \text{ for } \omega = \mathbf{U}(\varphi, \theta) \quad (41)$$

is  $C^1$ , one-to-one and onto, and even a diffeomorphism. With the notation from (37) we can rewrite (28) as

$$\mathbf{X}(\varphi, \theta) = \mathbf{X}_0 + \int_0^\varphi (r - a(s, \theta)) \begin{pmatrix} -\sin s \\ \cos s \end{pmatrix} ds \cdot \begin{pmatrix} \Xi \\ \Theta \end{pmatrix} + h(\varphi, \theta) \Psi. \quad (42)$$

One computes that

$$\partial_\varphi \mathbf{X}(\varphi, \theta) = (r - a(\varphi, \theta)) \begin{pmatrix} -\sin \varphi \\ \cos \varphi \end{pmatrix} \cdot \begin{pmatrix} \Xi \\ \Theta \end{pmatrix} + \partial_\varphi h(\varphi, \theta) \Psi$$

and

$$\begin{aligned} \partial_\theta \mathbf{X}(\varphi, \theta) &= - \int_0^\varphi \partial_\theta a(s, \theta) \begin{pmatrix} -\sin s \\ \cos s \end{pmatrix} ds \cdot \begin{pmatrix} \Xi \\ \Theta \end{pmatrix} - h(\varphi, \theta) \Theta + \\ &\quad \left( \int_0^\varphi (r - a(s, \theta)) \cos s ds + \partial_\theta h(\varphi, \theta) \right) \Psi \\ &= \int_0^\varphi \partial_\theta a(s, \theta) \sin s ds \Xi - \frac{\cos \varphi}{\sin \varphi} \int_0^\varphi \partial_\theta a(s, \theta) \cos s ds \Theta + \\ &\quad \left( \int_0^\varphi (r - a(s, \theta)) \cos s ds + \partial_\theta h(\varphi, \theta) \right) \Psi. \end{aligned}$$

► *Invariant normal direction.* Before continuing to show that the parametrization is appropriate, notice that one directly finds that then the outward normal at  $\mathbf{X}(\varphi, \theta)$  satisfies:

$$\nu_{\tilde{\mathbf{X}}(\omega)} = \omega \text{ for all } \omega \in \mathbb{S}^2. \quad (43)$$

Indeed, with  $\omega = \cos \varphi \mathbf{\Xi} + \sin \varphi \mathbf{\Theta}$  we find

$$\omega \cdot \partial_\varphi \mathbf{X}(\varphi, \theta) = 0 \quad (44)$$

and by the definition of  $h$ :

$$\omega \cdot \partial_\theta \mathbf{X}(\varphi, \theta) = \int_0^\varphi \partial_\theta a(s, \theta) \sin(s - \varphi) ds - h(\varphi, \theta) \sin \varphi = 0. \quad (45)$$

Note that for the inverse of  $\omega \mapsto \mathbf{X}(\varphi, \theta)$  to be the Gauss map of the body of constant width we need (45) to be zero and hence it leads us to the only possible definition of  $h$  in (24).

► *Well defined parametrization.* For  $a \in C_p^2(\mathbb{R}^2)$  Lemma 6 implies that  $h$  is well-defined and  $h\mathbf{W}$  lies in  $C_{p,c}^1(\mathbb{R}^2)$ . So with (22) and (23) also the expression in (42) lies in  $C_{p,c}^1(\mathbb{R}^2)$ .

In order to have a regular parametrization it is sufficient that:

- $\partial_\varphi \mathbf{X} \times \partial_\theta \mathbf{X}$  is nontrivial on  $\{(\varphi, \theta) \in \mathbb{R}^2; \varphi \notin \pi\mathbb{Z}\}$ , and
- $\partial_\varphi \mathbf{X}(\varphi, 0) \times \partial_\varphi \mathbf{X}(\varphi, \frac{1}{2}\pi)$  is nontrivial for  $\varphi \in \{0, \pi\}$ .

Let us start with the second case for  $\varphi = 0$ , with  $\varphi = \pi$  similarly:

$$\partial_\varphi \mathbf{X}(\varphi, 0) \times \partial_\varphi \mathbf{X}(\varphi, \frac{1}{2}\pi) = \begin{pmatrix} r - a(0, 0) \\ \partial_\varphi h(0, 0) \\ 0 \end{pmatrix} \times \begin{pmatrix} -\partial_\varphi h(0, \frac{1}{2}\pi) \\ r - a(0, \frac{1}{2}\pi) \\ 0 \end{pmatrix} =: \begin{pmatrix} 0 \\ 0 \\ T \end{pmatrix},$$

where

$$T = (r - a(0, 0))(r - a(0, \frac{1}{2}\pi)) + \partial_\varphi h(0, 0) \partial_\varphi h(0, \frac{1}{2}\pi). \quad (46)$$

Since

$$\partial_\varphi h(\varphi, \theta) = -\frac{\int_0^\varphi \sin s \partial_\theta a(s, \theta) ds}{(\sin \varphi)^2} \quad (47)$$

one obtains as in the derivation of (31), that

$$|\partial_\varphi h(\varphi, \theta)| \leq \|\partial_\theta a\|_\infty.$$

A sufficient condition for  $T > 0$  hence is

$$r > \|a\|_\infty + \|\partial_\theta a\|_\infty.$$

For  $\varphi \notin \pi\mathbb{Z}$ , using (44) and (45), which state that  $\omega$  is perpendicular to  $\partial_\varphi \mathbf{X}$  and  $\partial_\theta \mathbf{X}$ , a simple way of checking that  $\partial_\varphi \mathbf{X} \times \partial_\theta \mathbf{X}$  is nontrivial, is to show that  $\omega \cdot (\partial_\varphi \mathbf{X} \times \partial_\theta \mathbf{X}) \neq 0$ . With the orthonormal basis  $\{\mathbf{\Theta}, \mathbf{\Psi}, \mathbf{\Xi}\}$  we obtain

$$\begin{aligned} & \omega \cdot (\partial_\varphi \mathbf{X}(\varphi, \theta) \times \partial_\theta \mathbf{X}(\varphi, \theta)) \\ &= \det \begin{pmatrix} \sin \varphi & (r - a(\varphi, \theta)) \cos \varphi & -\frac{\cos \varphi}{\sin \varphi} \int_0^\varphi \partial_\theta a(s, \theta) \cos s ds \\ 0 & \partial_\varphi h(\varphi, \theta) & \int_0^\varphi (r - a(s, \theta)) \cos s ds + \partial_\theta h(\varphi, \theta) \\ \cos \varphi & -(r - a(\varphi, \theta)) \sin \varphi & \int_0^\varphi \partial_\theta a(s, \theta) \sin s ds \end{pmatrix} \\ &= (r - a(\varphi, \theta)) \left( \partial_\theta h(\varphi, \theta) + \int_0^\varphi (r - a(s, \theta)) \cos s ds \right) + \partial_\varphi h(\varphi, \theta) \frac{\int_0^\varphi \sin s \partial_\theta a(s, \theta) ds}{\sin \varphi} \\ &= (r - a(\varphi, \theta)) \left( \int_0^\varphi (r - a(s, \theta)) \cos s ds + \partial_\theta h(\varphi, \theta) \right) - (\partial_\varphi h(\varphi, \theta))^2 \sin \varphi \\ &\geq \left( (r - \|a\|_\infty)^2 - (r - \|a\|_\infty) \|\partial_\theta^2 a\|_\infty - \|\partial_\theta a\|_\infty^2 \right) |\sin \varphi| \\ &\geq \left( r - \|a\|_\infty - \|\partial_\theta a\|_\infty - \|\partial_\theta^2 a\|_\infty \right) \left( r - \|a\|_\infty + \|\partial_\theta a\|_\infty \right) |\sin \varphi|, \end{aligned}$$

where the last inequalities hold whenever  $r \geq \|a\|_\infty + \|\partial_\theta a\|_\infty + \|\partial_\theta^2 a\|_\infty$ , with the strict version of this inequality also being sufficient for a regular parametrization.

So there exists a minimal

$$r_0(a) \in [\|a\|_\infty, \|a\|_\infty + \|\partial_\theta a\|_\infty + \|\partial_\theta^2 a\|_\infty]$$

such that the parametrization is well-defined for all  $r > r_0(a)$ . For  $r = r_0(a)$  the parametrization is no longer of class  $C^1$  or one-to-one. However, since for all  $r > r_0(a)$  one finds a body of constant width and all functions involved are continuous, also the limit by taking  $t \downarrow r_0(a)$  gives a body of constant width.

► *Homotopy to the sphere.* The parametrization is well-defined for all  $r > r_0(a)$  and to be able to focus on the dependence on  $r$  we use an explicit  $r$  in the following expression (28) in this paragraph:

$$\mathbf{X}_e(r, \varphi, \theta) := \mathbf{X}(\varphi, \theta) \text{ and } \tilde{\mathbf{X}}_e(r, \omega) := \tilde{\mathbf{X}}(\omega),$$

with  $\mathbf{X}, \tilde{\mathbf{X}}$  from (28) and (41). We define

$$(0, 1] \times \mathbb{S}^2 \ni (\rho, \omega) \mapsto \tilde{\mathbf{Y}}(\rho, \omega) := \frac{1}{\rho} \tilde{\mathbf{X}}_e(\rho^{-1}r, \omega) \in \mathbb{R}^3.$$

One finds that

$$\tilde{\mathbf{Y}}(1, \omega) = \frac{1}{r} \tilde{\mathbf{X}}_e(r, \omega) \text{ and } \tilde{\mathbf{Y}}(0, \omega) := \lim_{\rho \downarrow 0} \tilde{\mathbf{Y}}(\rho, \omega) = \omega$$

with all  $\tilde{\mathbf{Y}}(\rho, \cdot)$  for  $\rho \in [0, 1]$  being regular parametrizations and their outside normals  $\nu$  satisfying

$$\nu_{\tilde{\mathbf{Y}}(\rho, \omega)} = \omega \text{ for all } \omega \in \mathbb{S}^2. \quad (48)$$

So  $\mathbb{R}^3 \setminus \tilde{\mathbf{X}}_e(1, \mathbb{S}^2)$  has precisely two connected components. The bounded one we call  $A$ .

► *Convexity of  $A$ .* Since the extreme value of  $\tilde{\mathbf{X}}(\mathbb{S}^2)$  in the direction  $\omega$  has normal  $\omega$ , and since by (48)  $\nu_{\tilde{\mathbf{X}}(\omega)} = \omega$ , that extreme point is indeed  $\tilde{\mathbf{X}}(\omega)$ . So for each  $\omega$  it holds that  $\tilde{\mathbf{X}}(\mathbb{S}^2)$ , except for  $\tilde{\mathbf{X}}(\omega)$  itself, is on one side of that tangent plane. Hence  $\bar{A}$  lies on one side of all the tangent planes for  $\partial A = \tilde{\mathbf{X}}(\mathbb{S}^2)$ , which implies that  $\bar{A}$  is convex. See also the proof of Hadamard's Theorem [18, page 194].

► *Body of constant width.* According to the results proved above it is sufficient to show that

$$\tilde{\mathbf{X}}(\omega) - \tilde{\mathbf{X}}(-\omega) = 2r\omega \text{ for all } \omega \in \mathbb{S}^2.$$

For the parametrization  $\mathbf{X}$  with  $\mathbf{U}$  as in (16) this coincides with

$$\mathbf{X}(\varphi, \theta) - \mathbf{X}(\varphi + \pi, \theta) = 2r \mathbf{U}(\varphi, \theta) \text{ for all } (\varphi, \theta) \in S.$$

Indeed, using (42) we find with (22), (23) and (29) that

$$\begin{aligned} & \mathbf{X}(\varphi + \pi, \theta) - \mathbf{X}(\varphi, \theta) \\ &= \int_\varphi^{\varphi+\pi} (r - a(s, \theta)) \begin{pmatrix} -\sin s \\ \cos s \end{pmatrix} ds \cdot \begin{pmatrix} \Xi \\ \Theta \end{pmatrix} + (h(\varphi + \pi, \theta) - h(\varphi, \theta)) \Psi \\ &= r \begin{pmatrix} \cos(\varphi + \pi) - \cos \varphi \\ \sin(\varphi + \pi) - \sin \varphi \end{pmatrix} \cdot \begin{pmatrix} \Xi \\ \Theta \end{pmatrix} = -2r \mathbf{U}(\varphi, \theta), \end{aligned}$$

as desired. ■

**Proof of Theorem 7, the derivation of formula (28) for some  $h$ .** Suppose that  $G$  is a body of constant width. Define  $\mathbf{X}_0 \in \mathbb{R}^3$  as the point on  $\partial G$  with the largest  $x_3$ -coordinate. Taking  $u = (0, 0, 1)^T$  and  $\omega = (0, -\sin \theta, \cos \theta)^T$  the result of Hadwiger, extended by the remark of Groemer that bodies of constant width have only regular boundary points, states that it is sufficient that the projections  $P_\omega G$  of  $G$  on the planes

$$E_\omega := c_1 \begin{pmatrix} 0 \\ 0 \\ 1 \end{pmatrix} + c_2 \begin{pmatrix} \cos \theta \\ \sin \theta \\ 0 \end{pmatrix}$$

with  $\theta \in [-\frac{1}{2}\pi, \frac{1}{2}\pi]$  are curves of constant width  $d_{\widehat{P}_\omega G} = 2r$ . Thus all those sets can be described by (12) from Theorem 1 with for each  $\theta$  some function  $a(\cdot, \theta)$  depending on  $\theta$  as a parameter. The value of  $r$  is the same for all projections and does not depend on  $\theta$ . In other words, a fixed  $r$  exists and for each  $\theta$  a mapping  $\varphi \mapsto a(\varphi, \theta) \in L^\infty(0, 2\pi)$  such that for the corresponding  $\mathbf{x}$  as in Theorem 1 we have

$$\partial\widehat{P}_\omega G = \mathbf{x}([0, 2\pi], \theta)$$

with some  $\mathbf{x}(0, \theta) \in \mathbb{R}^2$  and  $\sup\{|a(\varphi, \theta)|; 0 \leq \varphi \leq \pi\} \leq r$  for all  $\theta \in [-\pi/2, \pi/2]$ . Moreover, the mapping  $\varphi \mapsto a(\varphi, \theta)$  satisfies (10) and (11). Hence (22), (23) and  $r_0(a) \geq \|a\|_{L^\infty(\mathcal{S})}$  are necessary conditions.

Since for each  $\tilde{\omega} \in \mathbb{S}^2$  the set  $G$  lies in the cylinder perpendicular to its projection, in other words, we have  $G \subset P_{\tilde{\omega}}G + [\tilde{\omega}]$  with  $[\tilde{\omega}] = \{\lambda\tilde{\omega}; \lambda \in \mathbb{R}\}$ . It follows that for each

$$X_* \in \partial G \cap (\partial P_{\tilde{\omega}}G + [\tilde{\omega}])$$

there is  $(\varphi, \theta) \in \mathcal{S}$  with  $\mathbf{U}(\varphi, \theta) \cdot \tilde{\omega} = 0$  and a value  $h(\varphi, \theta) \in \mathbb{R}$  such that

$$X_* = P_{\tilde{\omega}}(X_*) + h(\varphi, \theta)\tilde{\omega}.$$

If  $X_{**} \in \partial G$  is such that  $\|X_* - X_{**}\| = 2r$ , the width, then also  $\|P_{\tilde{\omega}}(X_*) - P_{\tilde{\omega}}(X_{**})\| = 2r$  and

$$X_{**} = P_{\tilde{\omega}}(X_{**}) + h(\varphi, \theta)\tilde{\omega},$$

which implies that

$$h(\varphi, \theta) = h(\varphi + \pi, \theta) \text{ for all } (\varphi, \theta) \in \mathcal{S}. \quad (49)$$

Indeed

$$X_* = \mathbf{x}(\varphi, \theta) \cdot \begin{pmatrix} \Xi \\ \Theta \end{pmatrix} + h(\varphi, \theta) \Psi. \quad (50)$$

Here (49) follows from the fact that the line through the points of farthest distance is perpendicular to the plane through  $(0, 0, 0)$ ,  $(0, 0, 1)$  and  $(\cos \theta, \sin \theta, 0)$ . Since for  $\varphi \in \{0, \pi, 2\pi\}$  the  $X_*$  in (50) does not depend on  $\theta$ , one finds for all  $\theta \in [-\frac{1}{2}\pi, \frac{1}{2}\pi]$ , that

$$h(0, \theta) = h(\pi, \theta) = h(2\pi, \theta) = 0$$

and

$$\mathbf{x}(0, 0) = \mathbf{x}(0, \theta) = \mathbf{x}(2\pi, \theta) = \mathbf{x}(\pi, \theta) + \begin{pmatrix} 2r \\ 0 \end{pmatrix}.$$

The first vector on the right in (50) inherits the conditions of the two-dimensional formula and so  $\varphi \mapsto \mathbf{x}(\varphi, \theta)$  is for each  $\theta \in [-\frac{1}{2}\pi, \frac{1}{2}\pi]$  as in (12), and the formula in (50) gives a parametrization  $\mathbf{X} : \mathcal{S} \rightarrow \mathbb{R}^3$  of  $\partial G$  given by

$$\mathbf{X}(\varphi, \theta) = \mathbf{X}_0 + \int_0^\varphi (r - a(s, \theta)) \begin{pmatrix} -\sin s \\ \cos s \end{pmatrix} ds \cdot \begin{pmatrix} \Xi \\ \Theta \end{pmatrix} + h(\varphi, \theta) \Psi. \quad (51)$$

Since the two vector functions in  $\mathbf{X}(\varphi, \theta)$  have independent directions, each one should be continuous on  $\mathcal{S}$  and with  $\Theta$  and  $\Psi$  reversing sign in  $\theta = \pm\pi/2$ , hence, allowing the notation  $C_p^0(\mathcal{S})$  as restriction of  $C_p^0(\mathbb{R}^2)$ ,

$$\begin{aligned} (\varphi, \theta) &\mapsto \int_0^\varphi (r - a(s, \theta)) \sin s \, ds \in C_p^0(\mathcal{S}), \\ (\varphi, \theta) &\mapsto \int_0^\varphi (r - a(s, \theta)) \cos s \, ds \begin{pmatrix} \cos \theta \\ \sin \theta \end{pmatrix} \in C_p^0(\mathcal{S}), \\ (\varphi, \theta) &\mapsto h(\varphi, \theta) \begin{pmatrix} \cos \theta \\ \sin \theta \end{pmatrix} \in C_p^0(\mathcal{S}). \end{aligned}$$

For later use we will also define

$$\mathbf{X}_{oh}(\varphi, \theta) := \mathbf{X}_0 + \int_0^\varphi (r - a(s, \theta)) \begin{pmatrix} -\sin s \\ \cos s \end{pmatrix} ds \cdot \begin{pmatrix} \Xi \\ \Theta(\theta) \end{pmatrix}. \quad (52)$$

We now have shown the formula in (28) but without a more specific formula for  $h$ . In order to find (35) we need some additional tools that we explain next.  $\blacksquare$

Note that the sketch on the left of Figure 3 shows a domain with boundary  $\tilde{\mathbf{X}}_{oh}(\mathbb{S}^2)$ .

The first step to address formula (35) for  $h$  of Theorem 7 is to find a formulation of how Lipschitz-continuity on  $\mathbb{S}^2$  translates to our parametrization that uses  $S$ . This translation into our (or any) spherical coordinates  $(\varphi, \theta) \in S$  is however not so obvious. The formulation is found in Lemma 9 of Appendix A.

It is not clear how to show directly that the parametrization  $\omega \mapsto \tilde{\mathbf{X}}(\omega)$  is Lipschitz. Instead of a direct approach we make a detour through  $\omega \mapsto \tilde{\mathbf{X}}_{oh}(\omega)$  from (52) that turns out to be something that parametrizes what we will call a shadow domain. See Appendix B. Without loss of generality we may assume that the domain satisfies the assumptions in Definition 12. There one also finds the definition of the 3d-shadow  $Sh_{\Xi}(\Omega)$ .

**Lemma 8** *Suppose that  $\mathbf{X}$  from (51) parametrizes the boundary of the body of constant width  $G$  and let  $\mathbf{X}_{oh}$  be as in (52). Then the function*

$$\omega \mapsto \tilde{\mathbf{X}}_{oh}(\omega) : \mathbb{S}^2 \rightarrow \mathbb{R}^3, \quad (53)$$

defined by  $\tilde{\mathbf{X}}_{oh}(\mathbf{U}(\varphi, \theta)) := \mathbf{X}_{oh}(\varphi, \theta)$  for  $(\varphi, \theta) \in S$ , is Lipschitz-continuous and satisfies:

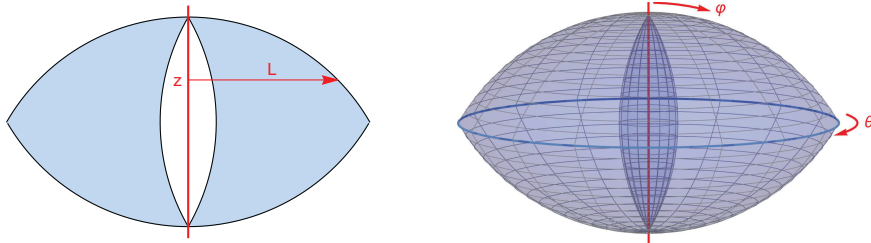
1.  $P_{\Psi(\theta)}(\tilde{\mathbf{X}}(\omega)) = \tilde{\mathbf{X}}_{oh}(\omega)$  for  $\omega \in \mathbb{S}^2$ , and
2.  $\partial(Sh_{\Xi}(G)) = \tilde{\mathbf{X}}_{oh}(\mathbb{S}^2)$ .

Here  $P$  is as in (14),  $\Psi, \Xi$  as in (37),  $\mathbf{U}$  as in (16) and  $Sh_{\Xi}(\Omega)$  is the 3d-shadow as in Definition 12 with respect to the axis  $\Xi$ .

**Proof.** Without loss of generality we may assume that the width equals 2. It will save us from using estimates involving  $r$ . From our construction one finds that the function  $\tilde{\mathbf{X}}_{oh} : \mathbb{S}^2 \rightarrow \mathbb{R}^3$  parametrizes the collection of boundaries of ‘2d-shadows’ in the directions  $\Psi(\theta)$  for  $\theta \in [-\frac{1}{2}\pi, \frac{1}{2}\pi]$  and gives a bounded two-dimensional manifold in  $\mathbb{R}^3$ . Each 2d-shadow  $P_{\Psi(\theta)}(G)$  for  $\theta \in [-\frac{1}{2}\pi, \frac{1}{2}\pi]$  is a two-dimensional set of constant width in the plane spanned by  $\Xi$  and  $\Theta(\theta)$ . The 3d-domain  $\Omega$  bounded by these curves, that is

$$\partial\Omega = \bigcup_{\theta \in [-\frac{1}{2}\pi, \frac{1}{2}\pi]} P_{\Psi(\theta)}(\mathbf{X}([0, 2\pi], \theta)) = \tilde{\mathbf{X}}_{oh}(\mathbb{S}^2),$$

is in general not a body of constant width and not even convex. In fact, if we rotate a body  $G$  of constant width around the axis through  $e_3$  and  $-e_3$ , assuming  $G$  has width 2 and lies between these points, we may use that each projection is a curve of constant width. Moreover, its boundary lies between the extreme cases of two-dimensional curves of constant width. These extreme cases are the Reuleaux triangle pointing left and the one pointing right. See Fig. 4.



**Figure 4:** The axis in red with the shaded parts showing the possible areas for the projections in 2d. The shaded parts are the union of two Reuleaux triangles minus their intersection. So with the assumption  $r = 1$  we find for the picture on the left that  $z \in [-1, 1]$  and  $L \in [-\sqrt{3}, \sqrt{3}]$ . If a body of constant width has  $(0, 0, \pm 1)$  on its boundaries, then the domain lies in the rotated shaded part, which is sketched on the right.

For each fixed  $\varphi$  the function  $\theta \mapsto \mathbf{X}_{oh}(\varphi, \theta)$  is Lipschitz-continuous according to Lemma 11 and with  $\varphi$ -dependent Lipschitz-constant

$$\begin{aligned} L_\varphi &= \sup \{ \|\mathbf{X}_{oh}(\varphi, \theta)\| ; \theta \in [0, 2\pi] \} \\ &\leq \min \left( \sqrt{4 - (1+z)^2}, \sqrt{4 - (1-z)^2} \right) \leq 2 |\sin \varphi|. \end{aligned}$$

Here  $L_\varphi$  is the horizontal distance of the maximal outer boundary to the axis in terms of the height  $z \in [-1, 1]$  as sketched in Fig. 4 on the left. We obtain

$$|\mathbf{X}_{oh}(\varphi, \theta) - \mathbf{X}_{oh}(\varphi, \theta_0)| \leq 2 |\sin \varphi| |\theta - \theta_0| \text{ for all } \theta, \theta_0 \text{ and } \varphi. \quad (54)$$

Lipschitz-continuity of  $\varphi \mapsto \mathbf{X}_{oh}(\varphi, \theta)$ , with constant  $L = 2$ , follows from our 2d-construction:

$$|\mathbf{X}_{oh}(\varphi, \theta) - \mathbf{X}_{oh}(\varphi_0, \theta)| \leq 2 |\varphi - \varphi_0| \text{ for all } \varphi, \varphi_0 \text{ and } \theta. \quad (55)$$

For  $|\theta - \theta_0| \leq \frac{1}{2}\pi$  we use a triangle inequality with either  $(\varphi, \theta_0)$  or  $(\varphi_0, \theta)$  as an intermediate point and both (54) and (55) to get (63), while for  $\frac{1}{2}\pi < |\theta - \theta_0| \leq \pi$ , and  $\varphi, \varphi_0$  both either near 0 or  $\pi$ , one uses a triangle inequality with  $(0, \theta)$  or  $(\pi, \theta)$  (corresponding with the poles  $\pm e_3$ ) as an intermediate point and twice (55). Note that one may always choose  $\theta, \theta_0$  such that one of these two cases holds, possibly by extending periodically as in Definition 4. So, according to Lemma 9, the function  $\tilde{\mathbf{X}}_{oh}$  is Lipschitz-continuous on  $\mathbb{S}^2$ .  $\blacksquare$

**Continued proof of Theorem 7, a formula for  $h$  and regularity.** If  $\mathbb{S}^2 \ni \omega \mapsto R(\omega)\omega$  for a positive  $R$  describes the boundary of a convex domain, then this function is Lipschitz continuous. Such a result does not hold if one just has that  $\omega \mapsto \tilde{\mathbf{X}}(\omega)$  describes the boundary of a convex domain. To show the Lipschitz-continuity of this function, we use the 3d-shadow domain from Definition 12 in Appendix B. From Lemma 8 we know that the function  $\tilde{\mathbf{X}}_{oh}$ , defined from  $\mathbf{X}_{oh}$  as in (53) with  $\mathbf{X}_{oh}$  given by

$$\mathbb{S} \ni (\varphi, \theta) \mapsto \mathbf{X}_{oh}(\varphi, \theta) = P_{\Psi(\theta)}(\mathbf{X}(\varphi, \theta)), \quad (56)$$

is Lipschitz-continuous on  $\mathbb{S}^2$ . It remains to show that this transfers to  $\tilde{\mathbf{X}}$ . Note that for  $\Theta$  and  $\Psi$  as functions of  $\theta$ :

$$\Theta(\theta + \varepsilon) = \cos \varepsilon \Theta(\theta) + \sin \varepsilon \Psi(\theta) \quad \text{and} \quad \Psi(\theta + \varepsilon) = \cos \varepsilon \Psi(\theta) - \sin \varepsilon \Theta(\theta). \quad (57)$$

When there is no misunderstanding we skip the  $\theta$ -dependence of  $\Theta$  and  $\Psi$  and use only  $\Theta = \Theta(\theta)$  and  $\Psi = \Psi(\theta)$ . Thus one computes

$$\begin{aligned} \mathbf{X}_{oh}(\varphi, \theta + t) - \mathbf{X}_{oh}(\varphi, \theta) = & \int_0^\varphi (r - a(s, \theta + t)) \begin{pmatrix} \cos s \\ -\sin s \end{pmatrix} ds \cdot \begin{pmatrix} \cos t \Theta + \sin t \Psi \\ \Xi \end{pmatrix} \\ & - \int_0^\varphi (r - a(s, \theta)) \begin{pmatrix} \cos s \\ -\sin s \end{pmatrix} ds \cdot \begin{pmatrix} \Theta \\ \Xi \end{pmatrix}. \end{aligned}$$

Hence for  $t \neq 0$  and small enough such that  $\theta + t \in [-\pi/2, \pi/2]$ , it holds by the Lipschitz-continuity that

$$\frac{\mathbf{X}_{oh}(\varphi, \theta + t) - \mathbf{X}_{oh}(\varphi, \theta)}{t \sin \varphi} \cdot \Psi = \frac{\sin t}{t \sin \varphi} \int_0^\varphi (r - a(s, \theta + t)) \cos s \, ds, \quad (58)$$

is bounded and moreover positive for  $\varphi \notin \{0, \pi, 2\pi\}$ . The contribution by  $h$  in (51) is in the  $\pm\Psi$ -direction but, contrary to  $\mathbf{X}_{oh}$ , has no a-priori fixed direction although the directions in  $\varphi$  and  $\varphi + \pi$  are the same since  $h(\varphi, \theta) = h(\varphi + \pi, \theta)$ . Since the parameterization  $\mathbf{X}$  as a function of  $\theta$  has to be pointing in the direction of  $\sin \varphi$  in order to be well-defined, we obtain

$$\frac{\mathbf{X}_{oh}(\varphi + \pi, \theta + t) - \mathbf{X}_{oh}(\varphi + \pi, \theta)}{t} \cdot \Psi \leq \frac{h(\varphi, \theta + t) - h(\varphi, \theta)}{t} \leq \frac{\mathbf{X}_{oh}(\varphi, \theta + t) - \mathbf{X}_{oh}(\varphi, \theta)}{t} \cdot \Psi.$$

This estimate implies, since  $|\sin t| \leq |t|$ , that

$$\left| \frac{h(\varphi, \theta + t) - h(\varphi, \theta)}{t} \right| \leq 2r |\sin \varphi|.$$

So  $\mathbf{X} = \mathbf{X}_{oh} + h\Psi$  is Lipschitz-continuous in  $\theta$  and we find

$$\begin{aligned} \mathbf{X}(\varphi, \theta + \varepsilon) - \mathbf{X}(\varphi, \theta) = & \int_0^\varphi (r - a(s, \theta + \varepsilon)) \begin{pmatrix} -\sin s \\ \cos s \end{pmatrix} ds \cdot \begin{pmatrix} \Xi \\ \cos \varepsilon \Theta + \sin \varepsilon \Psi \end{pmatrix} + \\ & + h(\varphi, \theta + \varepsilon) (\cos \varepsilon \Psi - \sin \varepsilon \Theta) - \int_0^\varphi (r - a(s, \theta)) \begin{pmatrix} -\sin s \\ \cos s \end{pmatrix} ds \cdot \begin{pmatrix} \Xi \\ \Theta \end{pmatrix} - h(\varphi, \theta) \Psi \\ = & \int_0^\varphi (a(s, \theta) - a(s, \theta + \varepsilon)) \begin{pmatrix} -\sin s \\ \cos s \end{pmatrix} ds \cdot \begin{pmatrix} \Xi \\ \Theta \end{pmatrix} + (h(\varphi, \theta + \varepsilon) - h(\varphi, \theta)) \Psi + \\ & - 2 \sin(\varepsilon/2) \left( h(\varphi, \theta + \varepsilon) \begin{pmatrix} \cos(\varepsilon/2) \\ \sin(\varepsilon/2) \end{pmatrix} + \int_0^\varphi (r - a(s, \theta + \varepsilon)) \cos s \, ds \begin{pmatrix} \sin(\varepsilon/2) \\ -\cos(\varepsilon/2) \end{pmatrix} \right) \cdot \begin{pmatrix} \Theta \\ \Psi \end{pmatrix}. \end{aligned}$$

As  $\mathbf{X}(\varphi, \theta)$  describes the surface of a body of constant width  $2r$  and

$$\mathbf{X}(\varphi, \theta) - \mathbf{X}(\varphi + \pi, \theta) = 2r\mathbf{U}(\varphi, \theta)$$

we find that for all  $\varepsilon$

$$|\mathbf{X}(\varphi, \theta + \varepsilon) - \mathbf{X}(\varphi + \pi, \theta)| \leq 2r = |\mathbf{X}(\varphi, \theta) - \mathbf{X}(\varphi + \pi, \theta)|. \quad (59)$$

Note that

$$(\mathbf{X}(\varphi, \theta + \varepsilon) - \mathbf{X}(\varphi + \pi, \theta)) \cdot \mathbf{U}(\varphi, \theta) = (\mathbf{X}(\varphi, \theta + \varepsilon) - \mathbf{X}(\varphi, \theta)) \cdot \mathbf{U}(\varphi, \theta) + 2r$$

and thus we need

$$(\mathbf{X}(\varphi, \theta + \varepsilon) - \mathbf{X}(\varphi, \theta)) \cdot \mathbf{U}(\varphi, \theta) \leq 0. \quad (60)$$

Since  $\mathbf{U}(\varphi, \theta) = \cos \varphi \boldsymbol{\Xi} + \sin \varphi \boldsymbol{\Theta}$  we find, using the Lipschitz-continuity of  $\theta \mapsto \mathbf{X}(\varphi, \theta)$ , that

$$\begin{aligned} (\mathbf{X}(\varphi, \theta + \varepsilon) - \mathbf{X}(\varphi, \theta)) \cdot \mathbf{U}(\varphi, \theta) &= \int_0^\varphi (a(s, \theta) - a(s, \theta + \varepsilon)) \sin(\varphi - s) ds \\ &\quad - \sin \varphi \left( \sin \varepsilon h(\varphi, \theta + \varepsilon) + 2(\sin(\varepsilon/2))^2 \int_0^\varphi (r - a(s, \theta + \varepsilon)) \cos s ds \right) \\ &= \varepsilon \left( \int_0^\varphi \frac{a(s, \theta) - a(s, \theta + \varepsilon)}{\varepsilon} \sin(\varphi - s) ds - \sin \varphi h(\varphi, \theta) \right) + \mathcal{O}(\varepsilon^2). \end{aligned}$$

For (60) to hold it follows that for all  $\varepsilon$  small:

$$\int_0^\varphi \frac{a(s, \theta) - a(s, \theta + \varepsilon)}{\varepsilon} \sin(\varphi - s) ds - \sin \varphi h(\varphi, \theta) = \mathcal{O}(\varepsilon).$$

And with  $h$  being Lipschitz-continuous itself, we find

$$h(\varphi, \theta) = \frac{\lim_{\varepsilon \rightarrow 0} \int_0^\varphi \frac{a(s, \theta) - a(s, \theta + \varepsilon)}{\varepsilon} \sin(\varphi - s) ds}{\sin \varphi}. \quad (61)$$

It remains to show the regularity properties stated in the second item of the theorem. These follow rather immediately. Whenever  $a, \partial_\theta a \in C_p^0(\mathbb{R}^2)$  one finds from (61) that

$$h(\varphi, \theta) = - \frac{\int_0^\varphi a_\theta(s, \theta) \sin(\varphi - s) ds}{\sin \varphi}$$

as in (24). With  $h$  satisfying (24) one finds for  $a, \partial_\theta a \in C_p^1(\mathbb{R}^2)$  that also (26) is satisfied.  $\blacksquare$

## A On the distance in $\mathbb{S}^2$

Let  $\tilde{\mathbf{f}} : \mathbb{S}^2 \rightarrow \mathbb{R}$  be some function. The standard definition for such a function  $\tilde{\mathbf{f}}$  to be Lipschitz-continuous, is, that there exists  $L > 0$  such that

$$|\tilde{\mathbf{f}}(\omega) - \tilde{\mathbf{f}}(\omega_0)| \leq L |\omega - \omega_0| \text{ for all } \omega, \omega_0 \in \mathbb{S}^2. \quad (62)$$

Since the functions we use, are defined in terms of  $(\varphi, \theta) \in \mathbf{S}$  instead of  $\omega \in \mathbb{S}^2$ , with  $\mathbf{S}$  from (21), we need to reformulate the Lipschitz-condition in (62) to a condition for

$$\mathbf{f} : \mathbf{S} \rightarrow \mathbb{R} \text{ for } \omega = \mathbf{U}(\varphi, \theta) \text{ and } \mathbf{f}(\varphi, \theta) = \tilde{\mathbf{f}}(\omega)$$

with  $\mathbf{U}$  from (16). In other words, we have to replace  $|\omega - \omega_0|$  by an equivalent expression using  $(\varphi, \theta)$  and  $(\varphi_0, \theta_0)$ . The corresponding estimates follow next.

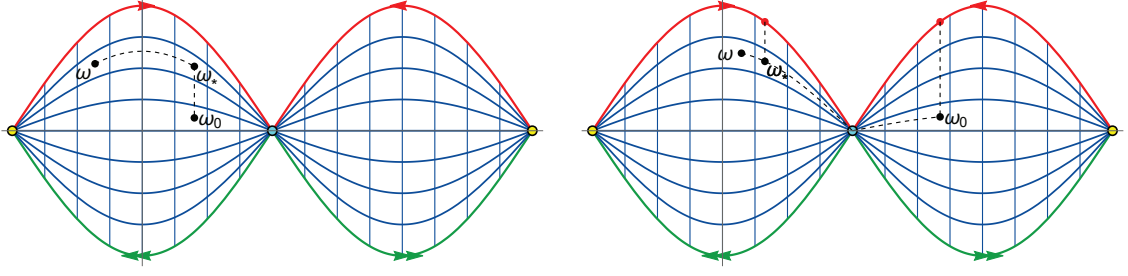
**Lemma 9** *Setting  $\omega = \mathbf{U}(\varphi, \theta)$  and  $\omega_0 = \mathbf{U}(\varphi_0, \theta_0)$ , one finds that for all  $(\varphi, \theta)$  and  $(\varphi_0, \theta_0)$  in  $\mathbf{S}$ :*

- if  $\varphi, \varphi_0 \in [0, \pi]$  or  $\varphi, \varphi_0 \in [\pi, 2\pi]$ :

$$|\omega - \omega_0| \leq |\varphi - \varphi_0| + |\theta - \theta_0| \min(|\sin \varphi|, |\sin \varphi_0|) \leq \pi |\omega - \omega_0|; \quad (63)$$

- if  $\varphi \in [0, \pi]$  and  $\varphi_0 \in [\pi, 2\pi]$ , or vice versa:

$$|\omega - \omega_0| \leq |2\pi - \varphi - \varphi_0| + (\pi - |\theta - \theta_0|) \min(|\sin \varphi|, |\sin \varphi_0|) \leq \pi |\omega - \omega_0|. \quad (64)$$



**Figure 5:** A sketch of  $S$  deformed to show a distance equivalent to the one in  $S^2$  identifying points at the upper boundary as well as points on the lower boundary. For (63) see left and for (64) see right. The variable  $\varphi \in [0, 2\pi]$  moves from left to right;  $\theta |\sin \varphi|$  with  $\theta \in [-\frac{1}{2}\pi, \frac{1}{2}\pi]$  increases in the vertical direction.

**Proof.** Assuming  $\varphi, \varphi_0 \in [0, \pi]$  or  $\varphi, \varphi_0 \in [\pi, 2\pi]$  one considers as an intermediate point  $\omega_* = U(\varphi_0, \theta)$  and uses the following estimates:

- The triangle inequality in  $\mathbb{R}^3$ :  $|\omega - \omega_0| \leq |\omega - \omega_*| + |\omega_* - \omega_0|$ .
- Comparing the length via the circle with fixed  $\varphi_0$  on the sphere through the points  $\omega$  and  $\omega_*$  with the straight line in  $\mathbb{R}^3$  through those points gives:

$$|\omega - \omega_*| \leq |\varphi - \varphi_0| \leq \frac{\pi}{2} |\omega - \omega_*|.$$

- A direct computation shows that

$$|\omega_* - \omega_0| = 2 |\sin \varphi_0| \left| \sin \left( \frac{1}{2} (\theta - \theta_0) \right) \right|$$

and since  $\theta - \theta_0 \in [-\pi, \pi]$  one finds

$$\frac{2}{\pi} |\theta - \theta_0| \leq 2 \left| \sin \left( \frac{1}{2} (\theta - \theta_0) \right) \right| \leq |\theta - \theta_0|,$$

implying

$$|\omega_* - \omega_0| \leq |\theta - \theta_0| |\sin \varphi_0| \leq \frac{\pi}{2} |\omega_* - \omega_0|.$$

- Both  $\omega_*$  and  $\omega_0$  lie on the circle on the unit sphere with fixed  $\varphi_0$ . Since  $\omega_*$  is the point on that circle that is closest to  $\omega$ , one obtains

$$|\omega - \omega_*| \leq |\omega - \omega_0|.$$

A similar argument now for the circle on the unit sphere with fixed  $\theta_0$  shows

$$|\omega_* - \omega_0| \leq |\omega - \omega_0|. \quad (65)$$

Combining these inequalities gives the estimates in (63). By symmetry we may replace  $|\sin \varphi_0|$  by  $\min(|\sin \varphi|, |\sin \varphi_0|)$ .

For the second case we assume  $\varphi \in [0, \pi]$ ,  $\varphi_0 \in [\pi, 2\pi]$  as in Fig. 5 on the right. We consider the shortest path from  $\omega$  to  $\omega_0$  through  $\omega_* = U(2\pi - \varphi_0, \theta)$  and the top or bottom boundary of  $S$ . Obviously  $|\omega - \omega_0| \leq |\omega - \omega_*| + |\omega_* - \omega_0|$  still holds. As before one finds

$$|\omega - \omega_*| \leq |2\pi - \varphi_0 - \varphi| \leq \frac{\pi}{2} |\omega - \omega_*|$$

and since

$$|\omega_* - \omega_0| = 2 |\sin \varphi_0| \sin \left( \frac{\pi - |\theta - \theta_0|}{2} \right)$$

with  $0 \leq \pi - |\theta - \theta_0| \leq \pi$  one obtains

$$|\omega_* - \omega_0| \leq (\pi - |\theta - \theta_0|) |\sin \varphi_0| \leq \frac{\pi}{2} |\omega_* - \omega_0|.$$

Also as before we have

$$|\omega - \omega_*| \leq |\omega - \omega_0|$$

but the last inequality (65) holds if  $|\sin \varphi_0| \leq |\sin \varphi|$ . So in (64) the minimum term is necessary if one wants to keep the same constant. See Fig. 5.  $\blacksquare$



## B Shadow domains

In order to show that a body of constant width has some minimal regularity property, namely a kind of Lipschitz-continuity under rotation, we need a geometrical argument. Such an argument follows from ‘observing the shadows’ during rotation. We did not find such a tool in the literature and supply it here.

**Definition 10** Suppose that  $\Omega \subset \mathbb{R}^2$  is a bounded, simply connected domain with  $0 \in \Omega$ . We define  $R_\Omega : \mathbb{R} \rightarrow \mathbb{R}^+$  by

$$R_\Omega(\psi) := \sup \left\{ x \cos \psi + y \sin \psi; \begin{pmatrix} x \\ y \end{pmatrix} \in \Omega \right\} \quad (66)$$

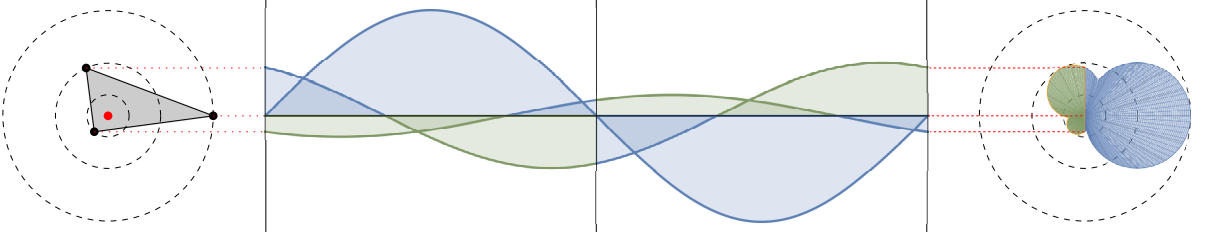
and define the rotational shadow domain of  $\Omega$  by

$$Sh(\Omega) := \left\{ \begin{pmatrix} r \cos \psi \\ r \sin \psi \end{pmatrix}; 0 \leq r < R_\Omega(\psi) \text{ and } \psi \in [0, 2\pi] \right\}.$$

The intersection of  $Sh(\Omega)$  with the line

$$\ell(\psi) := \left\{ t \begin{pmatrix} \cos \psi \\ \sin \psi \end{pmatrix}; t \in \mathbb{R} \right\}$$

gives precisely the shadow of  $\Omega$  with the light at infinity in the direction  $\begin{pmatrix} -\sin \psi \\ \cos \psi \end{pmatrix}$ . See Fig. 6 in the case of a triangle.



**Figure 6:** On the left a triangle, in the middle  $\psi \mapsto R_\Omega(\psi)$  as the maximum of the three functions related to the corners under counterclockwise rotation, and on the right the rotational shadow domain of the triangle

**Lemma 11** Let  $\Omega$  be as in Definition 10. The function  $R_\Omega$  in (66) is Lipschitz-continuous with Lipschitz-constant at most

$$L = \sup \{ \|x\|; x \in \Omega \}. \quad (67)$$

**Proof.** Let  $co(\Omega)$  denote the convex hull of  $\Omega$ . It holds that  $R_{co(\Omega)}(\psi) = R_\Omega(\psi)$ . Note that taking the convex hull also does not change  $L$ . Hence we may assume without loss of generality that  $\Omega$  is convex. The boundary of a bounded convex domain in  $\mathbb{R}^2$  with  $0 \in \Omega$  can be parametrized in polar coordinates with  $r(t) > 0$  as follows:

$$\partial\Omega = \left\{ r(t) \begin{pmatrix} \cos t \\ \sin t \end{pmatrix}; t \in [0, 2\pi] \right\}.$$

For such a parametrization one finds

$$\begin{aligned} R_\Omega(\psi) &= \sup \{ r(t) \cos t \cos \psi + r(t) \sin t \sin \psi; t \in [0, 2\pi] \} \\ &= \sup \{ r(t) \cos(\psi - t); t \in [0, 2\pi] \}. \end{aligned} \quad (68)$$

The function  $\psi \mapsto r(t) \cos(\psi - t)$  is Lipschitz-continuous with constant  $\|r\|_\infty = L$  as in (67). A function defined as the supremum of Lipschitz-functions with a uniform constant is Lipschitz-continuous with that same constant. ■

Notice that (68) leads to

$$R_\Omega(\psi) = \sup \{ r(\psi - s) \cos(s); |s| < \frac{1}{2}\pi \},$$

which again explains, why we call  $Sh(\Omega)$  the rotational shadow domain. Notice that, since  $\cos s < 0$  for  $s \in [-\pi, -\frac{1}{2}] \cup (\frac{1}{2}\pi, \pi]$  and  $0 \in \Omega$ , only the subinterval  $(\frac{1}{2}\pi, -\frac{1}{2}\pi)$  contributes to this positive supremum.

Next we extend this shadow in 2 dimensions to 3d-shadows of a bounded convex domain  $\Omega \subset \mathbb{R}^3$ . With the basis  $\{\Xi, \Theta(\theta), \Psi(\theta)\}$  as in (37) we define  $P_{\Psi(\theta)} : \mathbb{R}^3 \rightarrow \mathbb{R}^3$ , consistent with (14), by

$$P_{\Psi(\theta)} \begin{pmatrix} x_1 \\ x_2 \\ x_3 \end{pmatrix} := \langle \Xi, x \rangle \Xi + \langle \Theta(\theta), x \rangle \Theta(\theta) = \begin{pmatrix} (\cos \theta x_1 + \sin \theta x_2) \cos \theta \\ (\cos \theta x_1 + \sin \theta x_2) \sin \theta \\ x_3 \end{pmatrix}.$$

After the  $\Xi$ -axis is fixed the 3d-shadow is constructed as in the 2d-case for each  $\Xi$ -coordinate being constant, that is, by a rotating shadow through rotating around that axis.

**Definition 12** *Suppose that  $\Omega \subset \mathbb{R}^3$  is convex, bounded and such that*

- *the domain lies in the  $\Xi$ -direction between  $-1$  and  $1$ :*

$$-1 = \inf \{ \langle \Xi, x \rangle ; x \in \Omega \} \quad \text{and} \quad \sup \{ \langle \Xi, x \rangle ; x \in \Omega \} = 1,$$

- *with  $\Xi, -\Xi \in \partial\Omega$ ,*

*then we define the 3d-shadow domain in the directions perpendicular to the  $\Xi$ -axis by*

$$Sh_{\Xi}(\Omega) := \bigcup \{ P_{\Psi(\theta)}(\Omega) ; |\theta| \leq \frac{1}{2}\pi \}.$$

One may notice that this 3d-shadow domain is related to the 2d-shadows for fixed  $x_3$  through the formula

$$Sh_{\Xi}(\Omega) = \bigcup_{|x_3| < 1} \left( Sh \left( \begin{matrix} \widehat{P}_{\Xi}(\Omega \cap x_1 \Xi) \\ x_3 \end{matrix} \right) \right), \quad (69)$$

with  $\widehat{P}_{\Xi}$  as in (15).

## References

- [1] T. Bayen, T. Lachand-Robert and É. Oudet, Analytic parametrization of three-dimensional bodies of constant width, Arch. Ration. Mech. Anal., 186 (2007), 225–249.
- [2] W. Blaschke, Einige Bemerkungen über Kurven und Flächen von konstanter Breite, Ber. Verh. Sächs. Akad. Leipzig, 67 (1915), 290–297.
- [3] G.D. Chakerian, H. Groemer, Convex bodies of constant width. In: Convexity and its Applications, ed. P. M. Gruber and J. M. Wills, Birkhäuser, Basel 1983, 49–96.
- [4] L. Danzer, Über die maximale Dicke der ebenen Schnitte eines konvexen Körpers, Archiv der Mathematik, 8 (1957), 314–316.
- [5] L. Euler, De curvis triangularibus. Acta Academiae Scientiarum Imperialis Petropolitinae 1778, 1781, 3–30 (Opera Omnia: Series 1, Volume 28, 298–321)  
<http://eulerarchive.maa.org/docs/originals/E513.pdf>
- [6] H. Hadwiger, Seitenrisse konvexer Körper und Homothetie, Elem. Math. 18 (1963), 97–98.
- [7] P.C. Hammer, A. Sobczyk, Planar line families I, Proc. Amer. Math. Soc. 4 (1953), 226–233.
- [8] P.C. Hammer, A. Sobczyk, Planar line families II, Proc. Amer. Math. Soc. 4 (1953), 341–349.
- [9] P.C. Hammer, Constant breadth curves in the plane, Proc. Amer. Math. Soc. 6 (1955), 333–334.
- [10] D. Hilbert and St. Cohn-Vossen, Geometry and the imagination, Chelsea Publ. Co., New York, 1952 (transl. from the German: Anschauliche Geometrie, Springer, Berlin, 1932).
- [11] H. Groemer, On the determination of convex bodies by translates of their projections, Geom. Dedicata 66 (1997), 265–279.
- [12] B. Kawohl, G. Sweers, On a formula for sets of constant width in 2D, Commun. Pure Appl. Anal. 18 (2019), 2117–2131.

- [13] B. Kawohl, Ch. Weber, Meissner's Mysterious Bodies, *The Mathematical Intelligencer* 33 (2011), 94–101.
- [14] T. Lachand-Robert and É. Oudet, Bodies of constant width in arbitrary dimension, *Mathematische Nachrichten*, 280 (2007), 740–750.
- [15] H. Martini, L. Montejano, D. Oliveros, *Bodies of constant width. An introduction to convex geometry with applications*. Birkhäuser/Springer, Cham, 2019.
- [16] E. Meissner, Über die Anwendung der Fourier-Reihen auf einige Aufgaben der Geometrie und Kinematik, *Vierteljahrsschr. Nat.forsch. Ges. Zür.*, 54 (1909), 309–329.  
<http://www.archive.org/stream/vierteljahrsschr54natu#page/308/mode/2up>
- [17] E. Meissner, Über Punktmengen konstanter Breite, *Vierteljahrsschr. Nat.forsch. Ges. Zür.*, 56 (1911), 42–50.  
<http://www.archive.org/stream/vierteljahrsschr56natu#page/n53/mode/2up>.
- [18] R.S. Millman, G.D. Parker, *Elements of Differential Geometry*, Prentice-Hall, Englewood Cliffs, 1977.
- [19] H. Minkowski, On the bodies of constant width, *Mat. Sbornik* 25 (1905), 505–508. (in Russian)
- [20] L. Montejano, E. Roldan-Pensado, Meissner Polyhedra, *Acta Math. Hungar.*, 151 (2017), 482–494.