

Study of instabilities and outbursts in luminous blue variables *AF And & R 127*

Abhay Pratap YADAV^{1,*}, Sugyan PARIDA¹, Yogesh Chandra JOSHI² and Santosh JOSHI²

¹ Department of Physics and Astronomy, National Institute of Technology, Rourkela - 769008, India

² Aryabhata Research Institute of Observational Sciences, Manora Peak, Nainital - 263002, India

* Corresponding author: yadavap@nitrkl.ac.in

Abstract

Luminous blue variables (LBVs) are evolved massive stars close to the Eddington limit, with a distinct spectroscopic and photometric variability having unsteady mass-loss rates. These stars show a considerable change in their surface temperature from quiescent to outbursts phase. The cause of irregular variability and unsteady mass-loss rate is not properly understood. Here we present the result of linear stability analysis in two LBVs *AF And* and *R 127* during their quiescent and outburst phase. We note that several modes are unstable in the models of the considered LBVs. Mode interaction is frequent in the modal diagrams for the models of both LBVs. For *AF And*, number of instabilities increase in models having temperature below 15000 K. The found instabilities may be linked with the observed irregular variabilities and surface eruptions. Observational facilities of Belgo-Indian Network for Astronomy and Astrophysics (BINA) will be very beneficial to study the spectroscopic and photometric behavior of the considered LBVs.

Keywords: Massive stars, Luminous blue variables, Instabilities in stars, Mass-loss in stars

1. Introduction

Luminous blue variables (LBVs) are the late evolutionary transient phase of most massive stars which shows a very strong photometric and spectral variability at time scales ranging from months to years (Humphreys and Davidson, 1994; van Genderen, 2001). Generally stars having mass equal or greater than $21 M_{\odot}$ pass through this temporary but quite influential phase of evolution (Weis and Bomans, 2020). During this phase, stars lose a considerable amount of mass via surface eruptions and other unsteady mass-loss processes. LBVs are believed to be the progenitor of Wolf-Rayet stars (e.g., Groh et al., 2014). However, recent studies are also indicating that some LBVs may be the progenitors of peculiar supernovae (Kotak and Vink, 2006; Groh et al., 2013; Smith, 2017). Irregular variabilities and surface eruptions are the main properties of LBVs but the origin of variabilities and eruptions are not properly understood. In

this context, the present work is a preliminary step to study instabilities in models of two very famous LBVs *AF And* and R 127.

AF And is one of the most luminous stars in Andromeda. During 1917 to 1953 at least five major eruptions were observed. Joshi et al. (2019) have pointed out the surface temperature of this star changes in the range of 30000 K to 7000 K. During the quiescent phase *AF And* has mass-loss rate of $2.2 \times 10^{-4} M_{\odot} \text{ yr}^{-1}$ and wind terminal velocity is found to be in the range of 280 to 300 km s^{-1} . Radcliffe (R) 127 is another LBV located in the evolved cluster NGC 2055 of Large Magellanic Cloud (Walborn et al., 1991; Heydari-Malayeri et al., 2003). While passing through the quiescent to outburst phase surface temperature of R 127 changes from approximately 30000 K to 9000 K.

Method and parameters to construct the models of *AF And* & R 127 are mentioned in section 2. Linear stability analysis and obtained results are presented in section 3, followed by discussion and conclusion in section 4.

2. Models of *AF And* and R 127

To construct models of the considered stars, parameters such as mass, luminosity, range of surface temperature and chemical compositions are required. In case of several luminous blue variables, due to uncertainty in distance measurement, luminosity is not accurately known. Similarly, mass of several LBVs is uncertain as many of them are single field stars. In absence of precise value of mass and luminosity, it is quite challenging to model LBVs and other very massive stars. To tackle this issue, instead of considering a single model, a sequence of models are generally used (Yadav and Glatzel, 2016; Yadav et al., 2021). To consider the quiescent and outburst phase, we have adopted a sequence of models for both *AF And* as well as R 127 having surface temperature in the range of 32000 K to 9000 K.

For model construction, we have integrated the stellar structure equations as an initial value problem from the surface upto interior having temperature of 10^7 K. Stefan-Boltzmann's law and photospheric pressure are used as boundary conditions to perform the inwards integration upto temperature $T = 10^7$ K. Rotation and magnetic fields are disregarded to simplify the modelling problem. Schwarzschild's criteria is used for the onset of convection. For all the considered models, OPAL opacity tables (Rogers and Iglesias, 1992; Rogers et al., 1996) are used. For the convection, mixing length theory (Böhm-Vitense, 1958) with mixing length parameter $\alpha = 1.5$ is used.

Models of *AF And* & R 127 have been constructed with solar chemical composition ($X = 0.70$, $Y = 0.28$ and $Z = 0.02$ where X , Y and Z are the mass fractions of hydrogen, helium and heavier elements, respectively) using mass, luminosity and the range of surface temperature mentioned in the Table.1. Density as a function of radius for four different models of *AF And* is given in Fig.1. Models having lower surface temperature have quite extended envelope compared to models having surface temperature ≥ 25000 K. Presence of density inversion can also be noticed in Fig.1.

Star Name	Mass [M_{\odot}]	Luminosity [$\log L/L_{\odot}$]	Surface Temperature Range [K]
<i>AF And</i>	75	6.25	32000 K to 9000K
R 127	55	6.15	32000 K to 9000K

Table 1: Mass, luminosity and surface temperature range for the considered LBVs. The value of luminosity is adopted from Jiang et al. (2018).

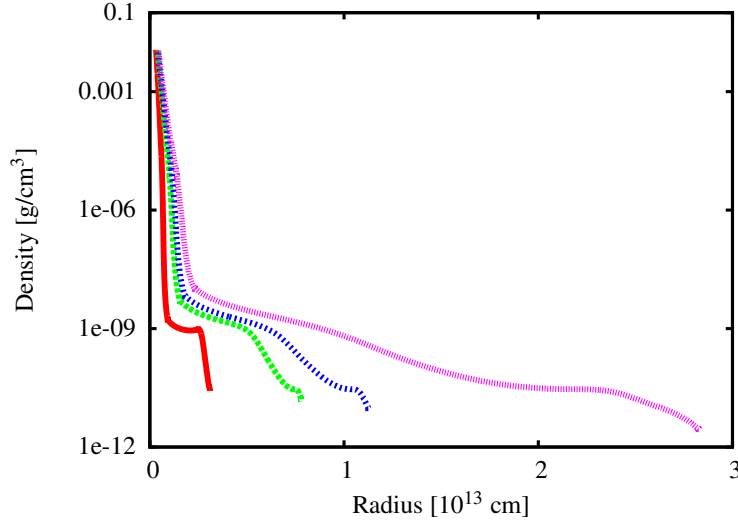


Figure 1: Density profile of the models of *AF And* with mass of $75 M_{\odot}$ and $\log L/L_{\odot} = 6.25$. Density inversion can be noticed in the small region of the envelopes.

3. Linear Stability Analysis and Results

For the case of radial perturbation, linearized pulsation equations form a fourth order boundary eigenvalue problem. In the present study, we have adopted the standard form of pulsation equations as mentioned by Baker and Kippenhahn (1962) and Gautschy and Glatzel (1990a). For a detailed discussion on the used pulsation equations and boundary conditions, the reader is referred to Gautschy and Glatzel (1990a). To solve this boundary eigenvalue problem, the Riccati method is used. The obtained eigenfrequencies are complex ($\sigma = \sigma_r + i \sigma_i$) where real part (σ_r) is linked with the pulsation period and imaginary part (σ_i) is indicating excitation or damping. Modes with $\sigma_i < 0$ are excited while the modes having $\sigma_i > 0$ are damped. In the present study, eigenfrequencies are normalized with the global free fall timescale ($\sqrt{R^3/3GM}$; where R , G and M are the stellar radius, gravitational constant and stellar mass, respectively) in such a way that the eigenfrequencies become dimensionless.

Results of the performed linear stability analysis for models of *AF And* and R 127 are given in the form of ‘Modal diagram’ in Fig. 2 and Fig. 3, respectively. In the modal diagram, eigenfrequencies are given as a function of stellar parameter such as mass or surface temperature. Reader is referred to Saio et al. (1998) and Gautschy and Glatzel (1990b) for detailed discussion on modal diagram. For models of *AF And*, real and imaginary parts of eigenfrequencies as a function of surface temperature are given in Fig. 2. Blue dots in the real part (Fig. 2-left) and negative imaginary parts (Fig. 2-right) are representing the unstable or excited modes. We

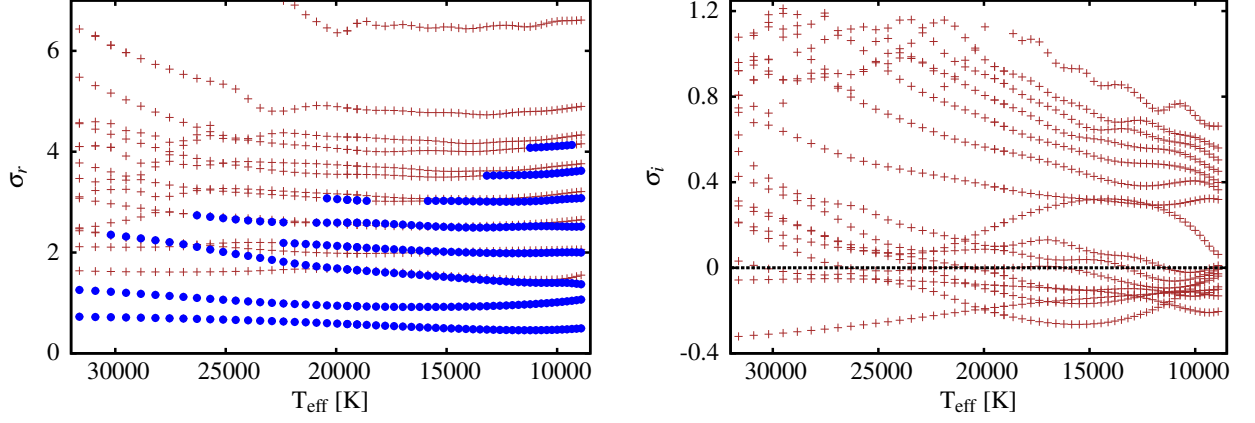


Figure 2: Result of linear stability analysis in models of *AF And* - Real (left) and imaginary (right) parts of the eigenfrequencies are displayed as a function of surface temperature . These eigenfrequencies are normalized with global free fall timescale. Negative imaginary parts indicate unstable modes. Blue dots in the real part of eigenfrequency correspond to unstable modes. Several modes become unstable in models having lower surface temperature.

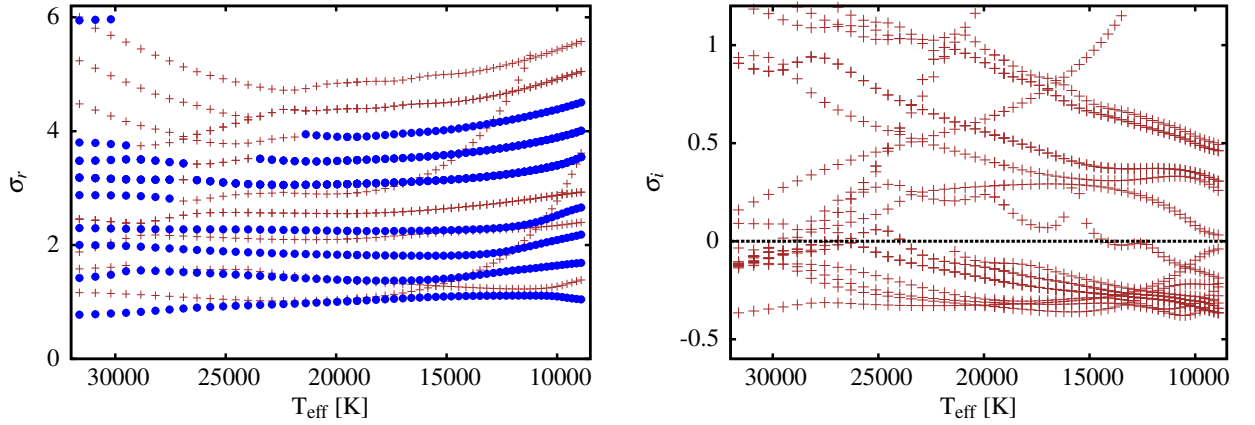


Figure 3: Same as Fig. 2 but for models of R 127.

note that all the considered models of *AF And* having surface temperature in the range of 32000 K to 9000 K are unstable. Two of the low order modes are excited in all the models. Number of unstable modes in models having temperature close to 32000 K are only two while models having temperature 9000 K have at least eight unstable modes. Models having lower surface temperature tend to have more unstable modes. Several mode interactions in terms of avoided crossings as well as instability bands are found in this modal diagram .

Similar to the case of *AF And*, eigenfrequencies as a function of surface temperature are given in Fig.3 for R 127. In these models we also find several unstable modes. Analogous to *AF And*, all the models of R 127 in the considered surface temperature range are unstable. Four modes are unstable in all models. Mode interaction phenomena is also present in the modal diagram of R 127 (Fig. 3).

4. Discussion and Conclusion

Unsteady mass-loss, irregular variability and surface eruptions have been observed in many LBVs. It has been pointed out in several studies that the models of LBVs are subject to dynamical instabilities which may be responsible for the observed irregular variabilities and surface eruptions (see e.g. Glatzel and Kiriakidis, 1993). In the present analysis, we have considered models of two LBVs *AF And* and R 127. Linear stability analyses have been performed in model-sequence having temperature in the range of 32000 K to 9000 K. Models having surface temperature close to 32000 K are representing the LBVs in quiescent phase while models with surface temperature close to 9000 K are associated with outburst phase. In the case of *AF And*, we find more unstable modes in the model having surface temperature of 9000 K. Therefore it is an indication that as the star is approaching towards lower temperature (below 15000 K), more instabilities are appearing which may eventually lead to irregular variabilities and surface eruptions. However the final fate of instabilities can not be determined by linear stability analysis. Nonlinear numerical simulations is required to find out the final fate of the instabilities found in the considered models. For R 127, strength of instabilities for some of the unstable models are increasing as the surface temperature of models are approaching towards 9000 K. Therefore it will be worth to explore the consequence of these instabilities. From the mode interactions in the both modal diagrams (Fig. 2 and Fig. 3), we infer that the several unstable modes are strange modes as found in earlier studies of massive stars (see e.g., Saio et al., 1998; Glatzel et al., 1993; Glatzel and Kiriakidis, 1993).

Present work is a preliminary study to explore the role of instabilities in models of two LBVs. More extensive linear stability analysis considering wide range of stellar mass and chemical composition followed by nonlinear numerical simulation for these two LBVs is the objective of ongoing work and the outcomes will be presented in the near future. Observational studies of LBVs combined with modelling using facilities of Belgo-Indian Network for Astronomy and Astrophysics (BINA) can enhance our present understanding about LBVs.

Acknowledgments

Authors acknowledge financial support from Science and Engineering Research Board (SERB), India through Core Research Grant (CRG/2021/007772). We thank the referee (Prof. Marc-Antoine Dupret) for his valuable suggestions to improve this paper.

Further Information

ORCID identifiers of the authors

0000-0001-8262-2513 (Abhay Pratap YADAV)

Author contributions

Authors have contributed equally.

Conflicts of interest

The authors declare no conflict of interest.

References

- Baker, N. and Kippenhahn, R. (1962) The Pulsations of Models of δ Cephei Stars. With 17 Figures in the Text. *Zeitschrift für Astrophysik*, 54, 114.
- Böhm-Vitense, E. (1958) Über die Wasserstoffkonvektionszone in Sternen verschiedener Effektivtemperaturen und Leuchtkräfte. Mit 5 Textabbildungen. *Zeitschrift für Astrophysik*, 46, 108.
- Gautschy, A. and Glatzel, W. (1990a) A new method to solve linear pulsation problems. *Monthly Notices of the Royal Astronomical Society*, 245, 154–160.
- Gautschy, A. and Glatzel, W. (1990b) On Highly Non-Adiabatic Stellar Pulsations and the Origin of Strange Modes. *Monthly Notices of the Royal Astronomical Society*, 245, 597.
- Glatzel, W. and Kiriakidis, M. (1993) Stability of Massive Stars and the Humphreys / Davidson Limit. *Monthly Notices of the Royal Astronomical Society*, 263, 375. <https://doi.org/10.1093/mnras/263.2.375>.
- Glatzel, W., Kiriakidis, M. and Fricke, K. J. (1993) On the stability and pulsations of Wolf-Rayet stars. *Monthly Notices of the Royal Astronomical Society*, 262, L7–L11. <https://doi.org/10.1093/mnras/262.1.L7>.
- Groh, J. H., Meynet, G. and Ekström, S. (2013) Massive star evolution: luminous blue variables as unexpected supernova progenitors. *Astronomy and Astrophysics*, 550, L7. <https://doi.org/10.1051/0004-6361/201220741>.
- Groh, J. H., Meynet, G., Ekström, S. and Georgy, C. (2014) The evolution of massive stars and their spectra. I. A non-rotating $60 M_{\odot}$ star from the zero-age main sequence to the pre-supernova stage. *Astronomy and Astrophysics*, 564, A30. <https://doi.org/10.1051/0004-6361/201322573>.
- Heydari-Malayeri, M., Meynadier, F. and Walborn, N. R. (2003) Tight LMC massive star clusters R 127 and R 128. *Astronomy and Astrophysics*, 400, 923–937. <https://doi.org/10.1051/0004-6361:20030066>.
- Humphreys, R. M. and Davidson, K. (1994) The luminous blue variables: Astrophysical geysers. *Publications of the Astronomical Society of the Pacific*, 106, 1025–1051. <https://doi.org/10.1086/133478>.

- Jiang, Y.-F., Cantiello, M., Bildsten, L., Quataert, E., Blaes, O. and Stone, J. (2018) Outbursts of luminous blue variable stars from variations in the helium opacity. *Nature*, 561(7724), 498–501. <https://doi.org/10.1038/s41586-018-0525-0>.
- Joshi, Y. C., Sharma, K., Gangopadhyay, A., Gokhale, R. and Misra, K. (2019) A Long-term Photometric Variability and Spectroscopic Study of Luminous Blue Variable AF And in M31. *Astronomical Journal*, 158(5), 175. <https://doi.org/10.3847/1538-3881/ab39e9>.
- Kotak, R. and Vink, J. S. (2006) Luminous blue variables as the progenitors of supernovae with quasi-periodic radio modulations. *Astronomy and Astrophysics*, 460(2), L5–L8. <https://doi.org/10.1051/0004-6361:20065800>.
- Rogers, F. J. and Iglesias, C. A. (1992) Radiative atomic Rosseland mean opacity tables. *Astrophysical Journal Supplement*, 79, 507–568. <https://doi.org/10.1086/191659>.
- Rogers, F. J., Swenson, F. J. and Iglesias, C. A. (1996) OPAL Equation-of-State Tables for Astrophysical Applications. *Astrophysical Journal*, 456, 902. <https://doi.org/10.1086/176705>.
- Saio, H., Baker, N. H. and Gautschy, A. (1998) On the properties of strange modes. *Monthly Notices of the Royal Astronomical Society*, 294, 622. <https://doi.org/10.1046/j.1365-8711.1998.01195.x>.
- Smith, N. (2017) Luminous blue variables and the fates of very massive stars. *Philosophical Transactions of the Royal Society of London Series A*, 375(2105), 20160268. <https://doi.org/10.1098/rsta.2016.0268>.
- van Genderen, A. M. (2001) S Doradus variables in the Galaxy and the Magellanic Clouds. *Astronomy and Astrophysics*, 366, 508–531. <https://doi.org/10.1051/0004-6361:20000022>.
- Walborn, N. R., Evans, I. N., Fitzpatrick, E. L. and Phillips, M. M. (1991) New Observations of LBV Environments. In *Wolf-Rayet Stars and Interrelations with Other Massive Stars in Galaxies*, edited by van der Hucht, K. A. and Hidayat, B., vol. 143, p. 505.
- Weis, K. and Bomans, D. J. (2020) Luminous Blue Variables. *Galaxies*, 8(1), 20. <https://doi.org/10.3390/galaxies8010020>.
- Yadav, A. P. and Glatzel, W. (2016) Stability analysis, non-linear pulsations and mass loss of models for 55 Cygni (HD 198478). *Monthly Notices of the Royal Astronomical Society*, 457, 4330–4339. <https://doi.org/10.1093/mnras/stw236>.
- Yadav, A. P., Joshi, S. and Glatzel, W. (2021) Instabilities and pulsations in models of the B-type supergiant κ Cassiopeiae (HD 2905). *Monthly Notices of the Royal Astronomical Society*, 500(4), 5515–5523. <https://doi.org/10.1093/mnras/staa3611>.