
Text Alignment Is An Efficient Unified Model for Massive NLP Tasks

Yuheng Zha* Yichi Yang* Ruichen Li Zhiting Hu
UC San Diego
{yzha, yiy067, rul014, zhh019}@ucsd.edu

Abstract

Large language models (LLMs), typically designed as a function of next-word prediction, have excelled across extensive NLP tasks. Despite the generality, next-word prediction is often not an *efficient* formulation for many of the tasks, demanding an extreme scale of model parameters (10s or 100s of billions) and sometimes yielding suboptimal performance. In practice, it is often desirable to build more efficient models—despite being less versatile, they still apply to a substantial subset of problems, delivering on par or even superior performance with much smaller model sizes. In this paper, we propose *text alignment* as an efficient unified model for a wide range of crucial tasks involving text entailment, similarity, question answering (and answerability), factual consistency, and so forth. Given a pair of texts, the model measures the degree of alignment between their information. We instantiate an alignment model (ALIGN) through lightweight finetuning of RoBERTa (355M parameters) using 5.9M examples from 28 datasets. Despite its compact size, extensive experiments show the model’s efficiency and strong performance: **(1)** On over 20 datasets of aforementioned diverse tasks, the model matches or surpasses FLAN-T5 models that have around 2x or 10x more parameters; the single unified model also outperforms task-specific models finetuned on individual datasets; **(2)** When applied to evaluate factual consistency of language generation on 23 datasets, our model improves over various baselines, including the much larger GPT-3.5 (ChatGPT) and sometimes even GPT-4; **(3)** The lightweight model can also serve as an add-on component for LLMs such as GPT-3.5 in question answering tasks, improving the average exact match (EM) score by 17.94 and F1 score by 15.05 through identifying unanswerable questions.²

1 Introduction

Recent large language models (LLMs) have demonstrated exceptional generalizability in a wide range of natural language processing (NLP) tasks. As the underlying formulation of these LLMs, *next-word prediction* is proven to be a general function applicable to diverse language problems. However, it is often not being an *efficient* solution for many tasks. LLMs often need to scale up to over tens of billions of parameters to achieve meaningful performance [1], with popular models like GPT-3 boasting as many as 175B parameters [2]. Additionally, even with their extreme scale, LLMs sometimes still find themselves outperformed by smaller models. For example, ChatGPT/GPT-3.5 falls behind existing finetuned baselines on most classical natural language understanding tasks [3].

As a result, in many cases it is desirable to navigate the spectrum of generality-vs-efficiency tradeoff, for example, by developing smaller but general-purpose models that excel in a *substantial subset* of tasks. Despite being less versatile than the extreme-scale LLMs, these models are more efficient and

*Equal contribution.

²Code is made available at <https://github.com/yuh-zha/Align>

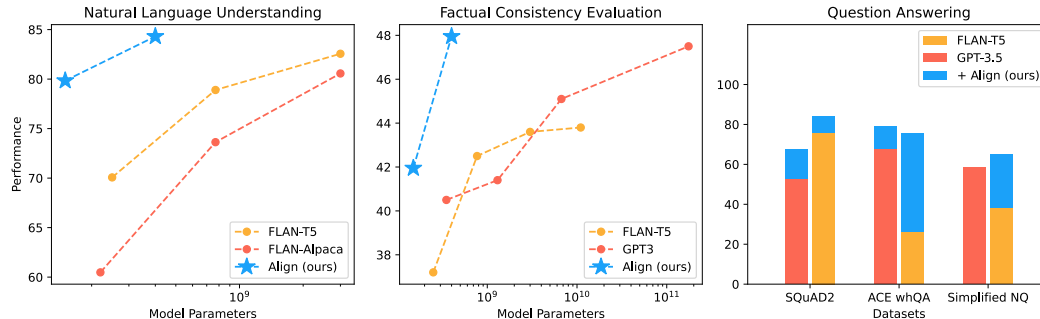


Figure 1: Our alignment model (125M and 355M) achieves substantially better efficiency and performance compared to much larger models on a wide range of tasks, including **(left)** diverse text pair understanding tasks on over 20 datasets and **(middle)** factual consistency evaluation, and **(right)** improves existing LLMs on question answering by detecting unanswerable questions. See Section 4 for more details.

provide superior performance, making them more usable on the set of tasks that they are designed to handle. Previous work has attempted to build natural language inference (NLI) models as an efficient solution for broad tasks [4–6]. But with limited NLI data (e.g., MNLI [7]) for training, the models exhibit limited performance and applicability across diverse domains. Another related line of research trains general text representation models with pretraining and multi-task learning [8–10]. Those models need to be specifically finetuned (with task-specific head) for each downstream task, instead of functioning as ready-to-use solutions.

In this paper, we investigate the underlying commonalities among a broad range of NLP tasks that concern the relationship between two texts, and propose a *text alignment* model (ALIGN) as an efficient unified solution, following Zha et al. [11]. Given an arbitrary pair of texts, ALIGN measures the degree of alignment between the content in the texts. We show the formulation subsumes a substantial set of popular tasks, ranging from NLI, fact verification, semantic textual similarity, question answering, coreference resolution, paraphrase detection, to factual consistency evaluation of diverse language generation tasks, question answerability verification, and so forth (Figure 1). The generality, in turn, presents an opportunity for us to use diverse data to learn the alignment model. Specifically, we adapt and aggregate 28 datasets from the above tasks, resulting in 5.9M training samples with diverse characteristics. We then use the data to finetune a small-scale LM (e.g., RoBERTa [12]), yielding a model that directly applies to and excels in diverse problems and domains.

We evaluate ALIGN with extensive experiments. **First**, we test on 25 seen and unseen datasets of the aforementioned tasks, and show our alignment model based on RoBERTa (355M parameters) achieves on par or even better performance than the FLAN-T5 models (780M and 3B) that are 2x or 8.5x as large and trained with substantially more data. In addition, the single alignment model outperforms RoBERTa specifically finetuned on each of the datasets. **Second**, we use ALIGN to evaluate the factual consistency of natural language generation (NLG) systems (e.g., for summarization, dialog, paraphrasing, etc.). On 23 datasets, the small alignment model achieves substantially higher correlation with human judgements than recent metrics, including those based on GPT-3.5 and even GPT-4. **Third**, we use ALIGN as a question answerability verifier and incorporate it as an add-on component to existing LLMs (e.g., GPT-3.5 and FLAN-T5). It significantly enhances the LLMs’ performance in three question answering datasets, improving the average exact match score by 17.94 and F1 score by 15.05.

2 Related Work

Recent work has shown that LLMs are few-shot learners capable of generalizing to diverse tasks [13, 2, 14]. These LLMs are designed based on the principle of next-word-prediction, where the joint probability distribution of text sequences are factored into a product of conditional probabilities [15]. The performance of LLMs is highly correlated with their scales. Wei et al. [1] show that a scale of more than 10^{22} training FLOPs (around 10B model parameters) is required for several different LLM designs to achieve above-random performance on many language tasks.

Another line of research has tried to design models that can either learn from multiple tasks or handle many downstream tasks. Liu et al. [8] propose to use a BERT model [16] with task-specific heads to learn four types of tasks, including single-sentence classification, pairwise text classification, text similarity scoring, and relevance ranking. Aghajanyan et al. [9] *pre-finetune* language models on 50 dataset to encourage learning more general representations, and show that the process improves model performance and data-efficiency in the finetuning stage. Yin et al. [4], Wang et al. [5] and Mishra et al. [6] explore the application of a model trained with NLI datasets to multiple downstream tasks, in an effort to find more general yet still efficient methods. Some research explores the use of smaller models for enhancing LLMs. For example, Cappy [17], a small scorer model trained on the same datasets as in T0 [18], functions well on natural language classification tasks while boosting the performance of LLMs as an add-on. While we also use diverse datasets to train our model, we 1) unify language tasks into a single text pair alignment problem, 2) share all model components across multiple tasks and do not use dataset-specific heads, and 3) our model can be directly applied to a wide range of tasks without additional finetuning. The work demonstrates the strong potential of unified modeling and learning with all diverse relevant forms of experience [19].

Text alignment has long been used for measuring the correspondence of information between two pieces of text. For example, in machine translation, Brown et al. [20] propose a model that learns alignment between two languages. Papineni et al. [21] use n-gram overlap to compare translated sentences with their references. Gao et al. [22] train a sentence-level embedding model that compares similarity between two sentences while BERTScore [23] utilizes token-level alignment for evaluating text generation. Zha et al. [11] also propose building an automatic factual consistency metric for NLG systems through a text alignment framework. Expanding on the idea of text alignment, we explore how the formulation enables training a single alignment model that excels at a wide variety of tasks, including natural language understanding, factual consistency evaluation and answerability verification.

3 Text Alignment Model

In this section, we introduce the text pair alignment formulation. We first formally define the concept of text pair alignment, and then discuss how the alignment function can be used to solve a set of popular language tasks. Additionally, we cover the split-then-aggregate method used to handle long inputs. In Section 3.1, we discuss the training process of the alignment model (ALIGN).

Given a text pair (x_1, x_2) , we define text x_2 to be aligned with text x_1 if all information in x_2 is supported by information in x_1 , following Zha et al. [11]. For example, let "I have been in Kentucky, Kirby." be text x_1 . Then, "I have been in the US." is aligned with x_1 . In contrast, both "I have been in Europe." and "Kentucky has the best fried chicken." are not aligned with x_1 , as the former is contradicted by x_1 , and the latter cannot be inferred from x_1 . Formally, we model alignment as a function that maps the text pair (x_1, x_2) to a label y describing the level of alignment:

$$f : (x_1, x_2) \rightarrow y .$$

In practice, the language tasks we wish to solve with the alignment function can be broadly categorized into two groups: one that uses discrete labels, and the other that uses continuous labels (e.g., semantic textual similarity). More specifically, tasks with discrete labels are typically formulated as either binary classification (e.g., paraphrase detection) or three way classification (e.g., fact verification). In order to make the alignment function more general, such that it accommodates all the above cases, our alignment model produces three outputs: $\Pr(y_{\text{bin}})$, $\Pr(y_{3\text{way}})$, and y_{reg} . Here, $\Pr(y_{\text{bin}})$ and $\Pr(y_{3\text{way}})$ are probability distributions over the binary (ALIGNED, NOT-ALIGNED) and 3-way (ALIGNED, CONTRADICT, NEUTRAL) classification labels, respectively; $y_{\text{reg}} \in [0, 1]$ is a real-valued score for regression tasks.

This formulation allows us to apply the alignment function to diverse tasks:

- For tasks that naturally fit into the text pair alignment format, such as **NLI** [7], **fact verification** [24], **paraphrase detection** [25], and **semantic textual similarity** [26], depending on the nature of the task, we simply map one of the alignment labels to the desired label. For example, for most NLI tasks, we interpret the corresponding $y_{3\text{way}}$ labels as "entailment", "contradiction", and "neutral".

- In **information retrieval** tasks [27], the goal is to find documents that can answer a given query from a large set of candidate documents. Since relevant documents contain information related to respective queries, we use candidate documents as text x_1 , and queries as text x_2 . Then, a higher $\Pr(y_{\text{bin}} = \text{ALIGNED})$ indicates the candidate document is more likely to be useful in answering the query.
- In **multiple choice QA** tasks [28], the inputs are a context, a question, and several choices (with one of them being the correct answer). In **extractive QA** tasks (including ones with **unanswerable questions** [29]), the inputs only consist of a context and a question. In either case, the expected output (the correct answer) can be inferred from the question and the context, while a wrong answer either contradicts the context or is not supported by the context. Therefore, we use the context as text x_1 and the concatenation of the question a candidate answer as text x_2 . Here, a higher $\Pr(y_{\text{bin}} = \text{ALIGNED})$ indicates the candidate answer is more likely to be correct.
- In **coreference resolution** tasks [30], each sample includes a context containing a pronoun, and a list of candidate entities. The goal is to find the correct entity that the pronoun is referring to. As the pronoun and the associated entity is equivalent in this context, we consider the context with the pronoun replaced with the correct entity to be aligned with the original context. To solve coreference resolution problems, we simply replace the pronoun with candidate entities and compare the resulting contexts (x_2) with the original context (x_1). We pick the candidate that produces the highest $\Pr(y_{3\text{way}} = \text{ALIGNED})$ or $\Pr(y_{\text{bin}} = \text{ALIGNED})$ as the correct answer.
- For generative tasks like machine summarization, dialog, and paraphrasing, the alignment function can be used to **evaluate the factual consistency** of generated outputs. We use the generation context (e.g., input document) as text x_1 , and candidate system output (e.g., generated summary) as text x_2 . In this case, the probability of $\Pr(y_{3\text{way}} = \text{ALIGNED})$ or $\Pr(y_{\text{bin}} = \text{ALIGNED})$ indicates if the candidate output faithfully reflects information in the context, without introducing hallucinations or contradictions.

One specific challenge of applying the alignment function to downstream tasks is that text x_1 in some datasets (e.g., contexts in QA or summarization datasets) tends to be significantly longer than the input length limit of typical language models (e.g., 512 tokens for RoBERTa). As a result, naively truncating oversized inputs could throw away important information. To alleviate this problem, inspired by Laban et al. [31], Amplayo et al. [32], at inference time, instead of truncating the inputs, we split text x_1 into a set of chunks $\{x_1^{(i)}\}$ and text x_2 into a set of sentences $\{x_2^{(j)}\}$ such that the combined length of a chunk-sentence pair is slightly below that length limit. Then, we evaluate each pair and aggregate the results as

$$\text{alignment}(x_1, x_2) = \text{mean}_j \max_i f(x_1^{(i)}, x_2^{(j)}), \quad (1)$$

where the max operation selects the output with the highest ALIGNED probability or regression score. Since in most downstream applications, text x_2 tends to be succinct (e.g., summaries) and consists of self-contained sentences, this aggregation method can be interpreted as first finding the text x_1 chunk that most strongly supports each text x_2 "fact", and then taking the average across all text x_2 "facts".

3.1 Training

Our formulation not only allows us to solve the above tasks with a single alignment function, but also *learn* the alignment function from these tasks. By adapting text pair understanding tasks into a uniform alignment format as above, we can naturally model these tasks as simple classification and regression, allowing us to train a small model while achieving strong performance. Specifically, we use RoBERTa [12] as a lightweight backbone language model, and attach three individual linear layers to predict the three types of alignment outputs, $\Pr(y_{\text{bin}})$, $\Pr(y_{3\text{way}})$, and y_{reg} , respectively. The two classification heads are trained with cross entropy loss, while the regression head is trained with mean squared error loss. The losses are aggregated as a weighted sum,

$$\mathcal{L}_{\text{total}} = \lambda_1 \mathcal{L}_{3\text{way}} + \lambda_2 \mathcal{L}_{\text{bin}} + \lambda_3 \mathcal{L}_{\text{reg}},$$

where we set $\lambda_1 = 1/\log 3$, $\lambda_2 = 1/\log 2$, and $\lambda_3 = 1$, following Aghajanyan et al. [9].

Besides the aforementioned downstream datasets, we also include synthetic data to increase the diversity of the training set. Specifically, for QA datasets without wrong options (e.g., extractive QA datasets like SQuAD v2 [29]), we first remove the ground truth answer from the context, and then

Table 1: Performance of ALIGN and the much larger FLAN-T5 on in-domain datasets. **Bold** number indicates our performance is better than either FLAN-T5-large or xlarge.

		ALIGN (Ours)		FLAN-T5	
		base	large	large	xlarge
Model Parameters		125M	355M	780M	3B
NLI	MNLI-mm [7]	87.5	90.3	88.7	90.4
	MNLI-m [7]	87.8	90.3	88.8	90.5
	ANLI-1 [39]	65.3	75.8	68.1	77.0
	ANLI-2 [39]	48.7	52.4	48.7	60.6
	ANLI-3 [39]	45.5	52.3	49.8	56.6
	SNLI [40]	90.8	91.8	89.7	90.7
Fact Verification	NLI-FEVER [41, 39]	76.8	77.8	72.0	71.9
	VitaminC [24]	89.8	91.8	72.9	73.9
STS	SICK [26]	90.7	91.5	79.3	79.1
	STSB [42]	89.0	89.8	83.9	88.2
Paraphrase	PAWS [25]	92.3	92.6	94.0	94.6
	PAWS-QQP [25]	91.9	93.8	88.3	90.1
	QQP [43]	90.1	91.3	86.8	87.4
QA	RACE-m [28]	76.9	86.8	84.8	87.6
	RACE-h [28]	68.8	81.6	78.3	84.6
	Multi-RC [44]	82.2	87.8	84.7	88.2
	BoolQ [45]	81.1	87.7	84.9	89.6
	QuAIL [46]	67.8	78.6	79.1	86.3
	SciQ [47]	92.4	93.7	94.9	95.7
Coreference	GAP [30]	81.4	88.6	73.8	81.5
Average		79.8	84.3	79.6	83.2

use a QA model [13] to generate wrong answers that can be used to create NOT-ALIGNED samples. Additionally, we create synthetic paraphrase samples by back translating the WikiText-103 corpus [33] using a neural machine translation model [34]. For the WikiHow summarization dataset, we use an extractive summarizer [35] to generate synthetic summaries in addition to ground truth summaries. Following Kryscinski et al. [36], Deng et al. [37], we create negative samples for both WikiText-103 and WikiHow samples by randomly masking 25% of the tokens in text b and infilling with a small masked language modeling model [38]. In total, we collect 5.9M examples from 28 datasets to train our alignment model ALIGN. We include more details of our training setup and data in Appendix C.

4 Experiments

In this section, we experiment with applying ALIGN to multiple downstream tasks, including language pair understanding tasks (Section 4.1), factual consistency evaluation (Section 4.2), and question answering with unanswerable questions (Section 4.3). We discuss experiment details and include a data contamination analysis in the Appendix (Section D).

4.1 Natural Language Understanding Tasks

Natural Language Understanding (NLU) is a major category of tasks for language models, and our formulation allows us to directly use ALIGN to solve these tasks. Specifically, we include NLI, fact verification, paraphrase detection, multiple-choice QA, STS, and coreference resolution datasets in the experiments. We also include unseen datasets to demonstrate the generalizability of ALIGN. Experiments show the alignment model is on par with FLAN T5 that has 8.5x as many parameters. Additionally, without further task-specific finetuning, our model outperforms finetuned language models of a similar size.

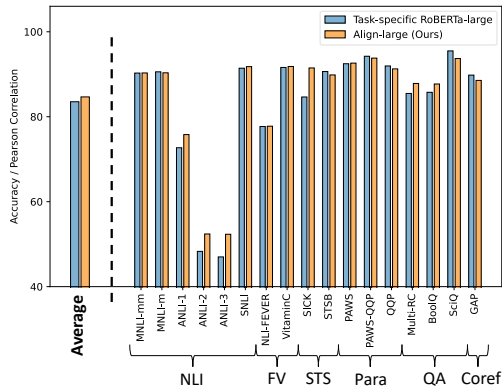


Figure 2: The performance of the ALIGN-large and the task-specific finetuned RoBERTa-large on in-domain tasks.

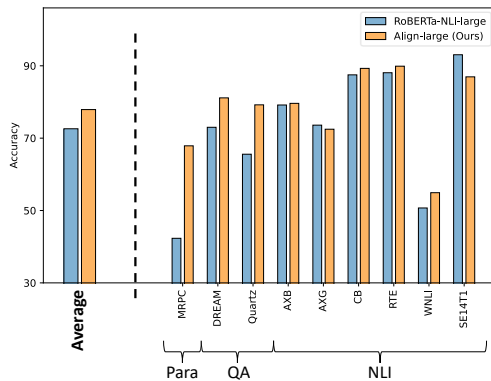


Figure 3: The performance of the ALIGN-large and RoBERTa-NLI-large on zero-shot tasks.

4.1.1 Experiment Setup

Datasets We first evaluate ALIGN on test sets of the 20 datasets used during training (in-domain setting; see Table 1). Then, we use 9 unseen datasets for evaluation (zero-shot setting; see Table 2). For more details about the datasets, please refer to appendix C.2. If a dataset does not have a public test set, we use its validation set instead. For datasets that require binary, 3-way classification or regression, we use the associated output heads, respectively, as discussed in Section 3.

Baselines To demonstrate the efficiency of ALIGN, we compare it with FLAN-T5 [14] and FLAN-Alpaca³ with model size ranging from 220M (FLAN-Alpaca-base) to 3B (FLAN-Alpaca-xlarge and FLAN-T5-xlarge). For both models, we use the same prompts as in Longpre et al. [48]. We include task-specific RoBERTa models that are individually finetuned on each training set and evaluated on the corresponding test set to show that our alignment model works well out-of-the-box without further finetuning. We also compare with a multi-task RoBERTa model trained on all the original datasets (before converting to the alignment-format data), and a T5-base model instruction finetuned on our alignment datasets to show the effectiveness of our alignment formulation. Lastly, we compare with RoBERTa model finetuned on MNLi, ANLI and SNLI datasets (RoBERTa-NLI) in the zero-shot setting, to show the generalizability of our proposed formulation.

4.1.2 Results

We report average Pearson Correlation coefficient for the STS tasks [26, 42], and average accuracy for the other tasks.

In the **in-domain setting**, as show in Table 1, ALIGN outperforms FLAN-T5 that is 2x as large (780M) and has comparable performance to the version 8.5x as large (3B). Similar performance gain is also observed when comparing with FLAN-Alpaca in Table 9. Furthermore, ALIGN is on par with the task-specific finetuned RoBERTa models (Figure 2) and the multi-task RoBERTa model (Table 10). ALIGN outperforms the the instruction finetuned T5 model (Table 12), showing the effectiveness of our unified alignment formulation.

In the **zero-shot setting**, ALIGN achieves comparable performance with similarly sized variants of FLAN-T5 (Table 2), even on datasets that exist in FLAN-T5’s training set. It also shows superiority to the multi-task RoBERTa in Table 11 as it eliminates the need to choose task heads while outperforming the average performance of the heads in the multi-task RoBERTa model. Additionally, ALIGN has stronger performance on average than the RoBERTa-NLI model (Figure 3) and the instruction finetuned T5 model (Table 13), indicating that our formulation leads to better generalizability.

³<https://github.com/declare-lab/flan-alpaca>

Table 2: Zero-shot setting results from ALIGN. The **bold** numbers indicates a better performance of ALIGN when comparing with similarly sized FLAN-T5. The gray number shows the specific dataset is appeared in the training set of FLAN-T5.

		ALIGN (Ours)		FLAN-T5	
		base (125M)	large (355M)	base (250M)	large (780M)
NLI	AXB [49]	75.1	79.6	71.7	76.2
	AXG [49]	59.8	72.5	53.4	73.6
	CB [49]	76.8	89.3	82.1	87.5
	RTE [50]	83.4	89.9	81.6	87.0
	WNLI [50]	52.1	54.9	46.5	62.0
	SE14T1 [51]	90.7	86.9	69.6	69.9
Paraphrase	MRPC [52]	66.0	67.9	74.8	80.1
QA	DREAM [53]	71.3	81.1	69.9	79.0
	Quartz [54]	59.7	79.2	74.4	90.2
Average		70.5	77.9	69.3	78.4

4.2 Factual Consistency Evaluation for Language Generation

Studies have shown that natural generation systems (NLG) are prone to generating text that is not consistent with the source material [55–59]. As a result, many automatic metrics have been developed with the goal of detecting factual consistency errors. As factual consistency is closely related to our definition of text pair alignment, we can directly apply ALIGN for this purpose, using the NLG input context as x_1 , and system outputs as x_2 . We consider a system output with higher $\Pr(y_{3way} = \text{ALIGNED})$ to be more factually consistent.

4.2.1 Experiment Setup

Dataset Following Zha et al. [11], we use two popular factual consistency evaluation benchmarks, **TRUE** (containing 11 datasets, including dialog, fact verification, and paraphrase detection) [59] and **SummaC** (consisting of 6 summarization datasets) [31]. We also include **Other** popular meta-evaluation datasets, namely XSumFaith [58], SummEval [60], QAGS-XSum [61], QAGS-CNNNDM [61], FRANK [62] and SamSum [63]. This results in 23 datasets in total for our study.

Baselines We compare ALIGN with the latest LLM based automatic metrics: GPTScore [64], G-EVAL [65] and a ChatGPT-based metric [66]. These metrics achieve the best performance when using the GPT family of LLMs, which are significantly larger than our alignment model (e.g., GPT-3 has 175B parameters). GPTScore evaluates texts based on the probability of a LLM generating the target text, while G-EVAL augments its prompt using chain-of-thoughts techniques and asks the LLM to score the input by form-filling. Liu et al. [65] design a prompt that asks ChatGPT to score the faithfulness of the summary on a five point scale. Additionally, we include strong, smaller-scale (similar with our alignment model) baselines, including BERTScore [23], BLEURT [67], BARTScore [68], CTC [37], UniEval [69] and QAFactEval [70], following Zha et al. [11].

Metrics Both the TRUE and SummaC benchmarks formulates factual consistency evaluation as binary classification (i.e., identifying factual consistency errors). Following the common practice, we report ROC AUC [71], treating each model as a classifier. For the rest of datasets, we report instance-level Pearson, Spearman, and Kendall- τ correlation coefficients between automatic metric scores and human-annotated scores.

4.2.2 Results

For the LLMs-based metrics, we use the results reported by Fu et al. [64], Liu et al. [65], Gao et al. [66], and consequently results for some model-dataset combinations are unavailable. Despite being much smaller than ChatGPT/GPT-3.5 or GPT-4, our alignment model achieves comparable performance on SummEval (see Table 3). When evaluated on the QAGS-XSum and QAGS-CNNNDM datasets, even our 125M alignment model outperforms both G-EVAL and GPTScore based on

GPT-3.5, while the 355M alignment model beats G-EVAL based on GPT-4. When compared with similarly sized metrics, our method consistently outperform the strong baselines on factual consistency benchmarks and datasets (see Figure 4). We include detailed results in Appendix D.

Table 3: The Spearman Correlation coefficient of ALIGN and GPT-based models on SummEval, QAGS-XSUM and QAGS-CNNDM datasets. **Bold** number shows the best model on a specific dataset.

		G-EVAL-3.5 GPT3.5-d03	G-EVAL-4 GPT4	GPTScore GPT3.5-d03	ChatGPT GPT3.5-turbo	ALIGN-base (Ours)	ALIGN-large (Ours)
Model Parameters		—	—	—	—	125M	355M
Datasets	SummEval	38.6	50.7	47.5	43.3	42.0	47.9
	QAGS-XSUM	40.6	53.7	22.0	—	52.7	57.4
	QAGS-CNNDM	51.6	68.5	—	—	56.1	71.6

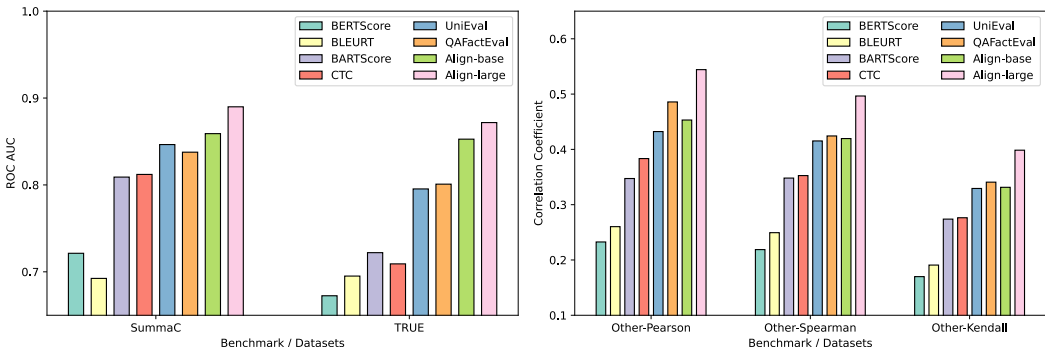


Figure 4: The performance of different models on diverse factual consistency benchmarks and datasets. The left figure includes performance on the SummaC and TRUE benchmark. The right figure shows models measured by correlation coefficients on other datasets (Section 4.2.1).

4.3 Question Answering with Unanswerable Question

In question answering tasks, a system must find the correct answer to a question from a context. When the question cannot be answered with information in the context, the system must indicate the question is not answerable. Despite being a well-studied task, predicting whether a question is answerable remains challenging, especially in a zero-shot setting.

A common approach to improve a system’s ability to handle unanswerable questions is to introduce a verifier model in addition to the QA model [72, 73]. Given a context and question pair, the QA model first predicts a candidate answer. Then, the verifier model independently predicts whether the question is answerable by comparing the candidate answer to the question and the context. Lastly, the outputs of the two models are aggregated to form the final prediction. In our experiments, we use the alignment model as the verifier.

4.3.1 Experiment Setup

Datasets We experiment with two existing QA datasets with unanswerable questions, SQuAD v2 [29] and ACE-whQA [74]. Additionally, we construct a third dataset, Simplified Natural Questions (Simplified NQ), base on Natural Questions [75]. To build the dataset, for samples in Natural Questions with both short and long answers, we use the long answer as the context, and the short answer as the ground truth answer; for samples without short and long answers, we select random paragraphs from the articles as contexts and consider them to be unanswerable. Both ACE-whQA and Simplified NQ are not seen by the alignment model during training (i.e., a zero-shot experiment). We use the validation split of SQuAD v2 and Simplified NQ as their test splits are not publicly available.

Baselines We include FLAN T5 [14] and GPT-3.5⁴ to represent large sequence-to-sequence language models. In addition, we experiment with using ALIGN as a verifier add-on for FLAN T5 and GPT-3.5. Here, we use $1 - \Pr(y_{bin} = \text{ALIGNED})$ as the unanswerable probability and use the SQuAD v2 validation split to find the best unanswerable threshold that maximizes the F1 score. The prompts we use and other experiment details are discussed in the appendix (Section D).

Metrics We follow Rajpurkar et al. [76] and report exact match and macro-averaged F1 score. To evaluate each model’s performance at identifying unanswerable questions, we also formulate the problem as a binary classification task (predicting whether the sample is answerable) and report the ROC AUC [71]. A higher ROC AUC indicates the model is better at identifying unanswerable questions. For GPT-3.5 and FLAN T5, we consider the unanswerable classifier output to be 0 if the model predicts an answer, or 1 otherwise.

4.3.2 Results

As shown in Table 4, using ALIGN as a verifier add-on significantly improves GPT-3.5 and FLAN T5 in most cases (increases exact match score by 17.94 on average and F1 score by 15.05), suggesting that it is effective at identifying unanswerable questions. For the Simplified NQ dataset, adding the alignment verifier to GPT-3.5 degrades exact match and F1 score, but improves AUC. This indicates that while ALIGN produces meaningful unanswerable probabilities on the Simplified NQ dataset, the threshold found on the SQuAD v2 validation split is not ideal for Simplified NQ. Repeating the experiment with the best threshold selected on the Simplified NQ validation split (see numbers in parenthesis in Table 4) shows the potential for improvements in exact match and F1 scores, albeit this can no longer be considered a zero-shot setting.

Table 4: QA experiment results. Cases where adding the ALIGN verifier improves performance are highlighted in green. Best model for each dataset is shown in bold. For the combination of GPT-3.5 + Verifier and Simplified NQ, we also report the exact match and F1 scores with the best unanswerable threshold selected on the Simplified NQ validation split in parenthesis.

	SQuAD v2			ACE-whQA			Simplified NQ		
	EM	F1	AUC	EM	F1	AUC	EM	F1	AUC
GPT-3.5	52.53	63.96	0.76	67.98	71.98	0.77	58.37	68.61	0.81
FLAN T5	75.72	79.01	0.83	26.29	29.24	0.51	38.24	44.98	0.58
GPT-3.5 + Verifier (Ours)	67.19	77.63	0.93	79.02	80.91	0.84	56.16 (63.51)	57.40 (71.83)	0.86
FLAN T5 + Verifier (Ours)	83.72	86.55	0.95	75.75	77.60	0.90	64.93	67.99	0.83

Table 5: Ablation results on in-domain natural language understanding tasks. Each row corresponds with a model trained on data adapted from incrementally more types (+) of tasks from scratch, or from fewer types (-) of tasks from the entire alignment training dataset. For example, the model on the second row is trained with NLI, Fact Verification and Paraphrase tasks. +QA (ALIGN-base) refers to the model trained on the same data as ALIGN-base. We report the average performance for each evaluation tasks. The last column shows the overall average for all the evaluated tasks. The best model for each evaluated task is shown in bold.

Training Tasks	Evaluation Tasks						
	NLI	Fact Verification	STS	Paraphrase	QA	Coreference	Average
+NLI	69.0	65.3	53.7	69.3	56.0	70.6	64.0
+FV, Para	70.1	83.0	51.6	92.4	53.6	67.9	69.8
+Coref, Sum, IR, STS	69.9	82.9	90.3	91.9	51.8	83.2	78.3
+QA (ALIGN-base)	70.9	83.3	89.9	91.4	78.2	81.4	82.5
-Synthetic	70.4	83.1	90.1	92.0	78.6	83.1	82.9

⁴gpt-3.5-turbo, see <https://platform.openai.com/docs/models/gpt-3-5>

4.4 Ablation Study

As discussed in Section 3.1, ALIGN is trained on datasets from a wide set of language understand tasks. To understand their contributions to the performance of the alignment model, we conduct an ablation study by incrementally adding subsets of tasks to the training set. Specifically, we start with only NLI dataset, and then add the remaining tasks in the following order: 1) paraphrase detection (*para*) and fact verification (*FV*) datasets; 2) coreference resolution (*coref*), summarization (*sum*), information retrieval (*IR*), and STS datasets, and lastly 3) QA datasets. Additionally, we train an alignment model without synthetic data to measure the contribution of such data. For simplicity, we use RoBERTa-base as the backbone in this experiment. As shown in Table 5, each added subset improves the overall performance of the alignment model, suggesting our training tasks are compatible and contribute to the model performance. We notice that removing the synthetic data could slightly improve the overall performance, possibly due to the quality of the synthetic data. We will leave this for future study.

5 Conclusion

We propose to unify diverse language tasks into a text pair alignment problem. This framework yields an alignment model (ALIGN) that, despite being less versatile than LLMs, solves a wide range of language problems efficiently with superior performance. We show that ALIGN outperforms task-specific models finetuned on several NLU tasks while having performance comparable to LLMs that are orders of magnitude larger. Additionally, ALIGN excels in factual consistency evaluation, and can be used as an add-on to augment LLMs in QA tasks by identifying unanswerable questions.

Limitations Our alignment framework uses splitting and aggregation to handle long inputs (see Section 3), with the assumption that text x_2 is short and its sentences are self-contained. While we empirically show this method works well on diverse datasets, violating this assumption has a few implications. First, if text x_2 sentences are highly interrelated, splitting them discards document-level semantic information, which could degrade performance. Second, as we need to evaluate all text x_2 sentences individually, doing so will be slow for long text x_2 .

We use a wide collection of NLU datasets to learn the alignment function, with the assumption that these dataset, after being adapted into the text pair alignment format, accurately reflect our definition of alignment. However, as with all datasets, they could contain biases that are subsequently learned by our alignment model. Additionally, we augment the training set with synthetic data. While it proves to improve performance in our experiments, synthetic data likely do not perfectly model real-world data distributions.

References

- [1] Jason Wei, Yi Tay, Rishi Bommasani, Colin Raffel, Barret Zoph, Sebastian Borgeaud, Dani Yogatama, Maarten Bosma, Denny Zhou, Donald Metzler, Ed H. Chi, Tatsunori Hashimoto, Oriol Vinyals, Percy Liang, Jeff Dean, and William Fedus. Emergent abilities of large language models. *Transactions on Machine Learning Research*, 2022. ISSN 2835-8856. URL <https://openreview.net/forum?id=yzkSU5zdWd>. Survey Certification.
- [2] Tom B. Brown, Benjamin Mann, Nick Ryder, Melanie Subbiah, Jared Kaplan, Prafulla Dhariwal, Arvind Neelakantan, Pranav Shyam, Girish Sastry, Amanda Askell, Sandhini Agarwal, Ariel Herbert-Voss, Gretchen Krueger, Tom Henighan, Rewon Child, Aditya Ramesh, Daniel M. Ziegler, Jeffrey Wu, Clemens Winter, Christopher Hesse, Mark Chen, Eric Sigler, Mateusz Litwin, Scott Gray, Benjamin Chess, Jack Clark, Christopher Berner, Sam McCandlish, Alec Radford, Ilya Sutskever, and Dario Amodei. Language models are few-shot learners. In Hugo Larochelle, Marc’Aurelio Ranzato, Raia Hadsell, Maria-Florina Balcan, and Hsuan-Tien Lin, editors, *Advances in Neural Information Processing Systems 33: Annual Conference on Neural Information Processing Systems 2020, NeurIPS 2020, December 6-12, 2020, virtual*, 2020. URL <https://proceedings.neurips.cc/paper/2020/hash/1457c0d6bfc4967418bfb8ac142f64a-Abstract.html>.
- [3] Matúš Pikuliak. Chatgpt survey: Performance on NLP datasets, Mar 2023. URL http://opensamizdat.com/posts/chatgpt_survey/.
- [4] Wenpeng Yin, Nazneen Fatema Rajani, Dragomir Radev, Richard Socher, and Caiming Xiong. Universal natural language processing with limited annotations: Try few-shot textual entailment as a start. In *Proceedings of the 2020 Conference on Empirical Methods in Natural Language Processing (EMNLP)*,

- pages 8229–8239, Online, November 2020. Association for Computational Linguistics. doi: 10.18653/v1/2020.emnlp-main.660. URL <https://aclanthology.org/2020.emnlp-main.660>.
- [5] Sinong Wang, Han Fang, Madian Khabsa, Hanzi Mao, and Hao Ma. Entailment as few-shot learner. *CoRR*, abs/2104.14690, 2021. URL <https://arxiv.org/abs/2104.14690>.
- [6] Anshuman Mishra, Dhruv Patel, Aparna Vijayakumar, Xiang Lorraine Li, Pavan Kapanipathi, and Kartik Talamadupula. Looking beyond sentence-level natural language inference for question answering and text summarization. In *Proceedings of the 2021 Conference of the North American Chapter of the Association for Computational Linguistics: Human Language Technologies*, pages 1322–1336, Online, June 2021. Association for Computational Linguistics. doi: 10.18653/v1/2021.naacl-main.104. URL <https://aclanthology.org/2021.naacl-main.104>.
- [7] Adina Williams, Nikita Nangia, and Samuel Bowman. A broad-coverage challenge corpus for sentence understanding through inference. In *Proceedings of the 2018 Conference of the North American Chapter of the Association for Computational Linguistics: Human Language Technologies, Volume 1 (Long Papers)*, pages 1112–1122, New Orleans, Louisiana, June 2018. Association for Computational Linguistics. doi: 10.18653/v1/N18-1101. URL <https://aclanthology.org/N18-1101>.
- [8] Xiaodong Liu, Pengcheng He, Weizhu Chen, and Jianfeng Gao. Multi-task deep neural networks for natural language understanding. In *Proceedings of the 57th Annual Meeting of the Association for Computational Linguistics*, pages 4487–4496, Florence, Italy, July 2019. Association for Computational Linguistics. doi: 10.18653/v1/P19-1441. URL <https://aclanthology.org/P19-1441>.
- [9] Armen Aghajanyan, Anchit Gupta, Akshat Shrivastava, Xilun Chen, Luke Zettlemoyer, and Sonal Gupta. Muppet: Massive multi-task representations with pre-finetuning. In *Proceedings of the 2021 Conference on Empirical Methods in Natural Language Processing*, pages 5799–5811, Online and Punta Cana, Dominican Republic, November 2021. Association for Computational Linguistics. doi: 10.18653/v1/2021.emnlp-main.468. URL <https://aclanthology.org/2021.emnlp-main.468>.
- [10] Tianyi Tang, Junyi Li, Wayne Xin Zhao, and Ji-Rong Wen. MVP: multi-task supervised pre-training for natural language generation. *CoRR*, abs/2206.12131, 2022. doi: 10.48550/arXiv.2206.12131. URL <https://doi.org/10.48550/arXiv.2206.12131>.
- [11] Yuheng Zha, Yichi Yang, Ruichen Li, and Zhiting Hu. AlignScore: Evaluating factual consistency with a unified alignment function. In *Proceedings of the 61st Annual Meeting of the Association for Computational Linguistics (Volume 1: Long Papers)*, pages 11328–11348, Toronto, Canada, July 2023. Association for Computational Linguistics. doi: 10.18653/v1/2023.acl-long.634. URL <https://aclanthology.org/2023.acl-long.634>.
- [12] Yinhan Liu, Myle Ott, Naman Goyal, Jingfei Du, Mandar Joshi, Danqi Chen, Omer Levy, Mike Lewis, Luke Zettlemoyer, and Veselin Stoyanov. Roberta: A robustly optimized BERT pretraining approach. *CoRR*, abs/1907.11692, 2019. URL <http://arxiv.org/abs/1907.11692>.
- [13] Colin Raffel, Noam Shazeer, Adam Roberts, Katherine Lee, Sharan Narang, Michael Matena, Yanqi Zhou, Wei Li, and Peter J. Liu. Exploring the limits of transfer learning with a unified text-to-text transformer. *J. Mach. Learn. Res.*, 21:140:1–140:67, 2020. URL <http://jmlr.org/papers/v21/20-074.html>.
- [14] Hyung Won Chung, Le Hou, Shayne Longpre, Barret Zoph, Yi Tay, William Fedus, Eric Li, Xuezhi Wang, Mostafa Dehghani, Siddhartha Brahma, Albert Webson, Shixiang Shane Gu, Zhuyun Dai, Mirac Suzgun, Xinyun Chen, Aakanksha Chowdhery, Sharan Narang, Gaurav Mishra, Adams Yu, Vincent Y. Zhao, Yanping Huang, Andrew M. Dai, Hongkun Yu, Slav Petrov, Ed H. Chi, Jeff Dean, Jacob Devlin, Adam Roberts, Denny Zhou, Quoc V. Le, and Jason Wei. Scaling instruction-finetuned language models. *CoRR*, abs/2210.11416, 2022. doi: 10.48550/arXiv.2210.11416. URL <https://doi.org/10.48550/arXiv.2210.11416>.
- [15] Yoshua Bengio, Réjean Ducharme, Pascal Vincent, and Christian Janvin. A neural probabilistic language model. *J. Mach. Learn. Res.*, 3:1137–1155, 2003. URL <http://jmlr.org/papers/v3/bengio03a.html>.
- [16] Jacob Devlin, Ming-Wei Chang, Kenton Lee, and Kristina Toutanova. BERT: Pre-training of deep bidirectional transformers for language understanding. In *Proceedings of the 2019 Conference of the North American Chapter of the Association for Computational Linguistics: Human Language Technologies, Volume 1 (Long and Short Papers)*, pages 4171–4186, Minneapolis, Minnesota, June 2019. Association for Computational Linguistics. doi: 10.18653/v1/N19-1423. URL <https://aclanthology.org/N19-1423>.

- [17] Bowen Tan, Yun Zhu, Lijuan Liu, Eric Xing, Zhiting Hu, and Jindong Chen. Cappy: Outperforming and boosting large multi-task lms with a small scorer. *NeurIPS*, 2023.
- [18] Victor Sanh, Albert Webson, Colin Raffel, Stephen H. Bach, Lintang Sutawika, Zaid Alyafeai, Antoine Chaffin, Arnaud Stiegler, Arun Raja, Manan Dey, M Saiful Bari, Canwen Xu, Urmish Thakker, Shanya Sharma Sharma, Eliza Szczechla, Taewoon Kim, Gunjan Chhablani, Nihal V. Nayak, Debajyoti Datta, Jonathan Chang, Mike Tian-Jian Jiang, Han Wang, Matteo Manica, Sheng Shen, Zheng Xin Yong, Harshit Pandey, Rachel Bawden, Thomas Wang, Trishala Neeraj, Jos Rozen, Abheesht Sharma, Andrea Santilli, Thibault Févry, Jason Alan Fries, Ryan Teehan, Teven Le Scao, Stella Biderman, Leo Gao, Thomas Wolf, and Alexander M. Rush. Multitask prompted training enables zero-shot task generalization. In *The Tenth International Conference on Learning Representations, ICLR 2022, Virtual Event, April 25-29, 2022*. OpenReview.net, 2022. URL <https://openreview.net/forum?id=9Vrb9D0WI4>.
- [19] Zhiting Hu and Eric P. Xing. Toward a 'Standard Model' of Machine Learning. *Harvard Data Science Review*, 4(4), oct 27 2022. <https://hdsr.mitpress.mit.edu/pub/zbib7xth>.
- [20] Peter F. Brown, Stephen A. Della Pietra, Vincent J. Della Pietra, and Robert L. Mercer. The mathematics of statistical machine translation: Parameter estimation. *Computational Linguistics*, 19(2):263–311, 1993. URL <https://aclanthology.org/J93-2003>.
- [21] Kishore Papineni, Salim Roukos, Todd Ward, and Wei-Jing Zhu. Bleu: A method for automatic evaluation of machine translation. In *Proceedings of the 40th Annual Meeting on Association for Computational Linguistics, ACL '02*, page 311–318, USA, 2002. Association for Computational Linguistics. doi: 10.3115/1073083.1073135. URL <https://doi.org/10.3115/1073083.1073135>.
- [22] Tianyu Gao, Xingcheng Yao, and Danqi Chen. SimCSE: Simple contrastive learning of sentence embeddings. In *Proceedings of the 2021 Conference on Empirical Methods in Natural Language Processing*, pages 6894–6910, Online and Punta Cana, Dominican Republic, November 2021. Association for Computational Linguistics. doi: 10.18653/v1/2021.emnlp-main.552. URL <https://aclanthology.org/2021.emnlp-main.552>.
- [23] Tianyi Zhang, Varsha Kishore, Felix Wu, Kilian Q. Weinberger, and Yoav Artzi. Bertscore: Evaluating text generation with BERT. In *8th International Conference on Learning Representations, ICLR 2020, Addis Ababa, Ethiopia, April 26-30, 2020*. OpenReview.net, 2020. URL <https://openreview.net/forum?id=SkeHuCVFDr>.
- [24] Tal Schuster, Adam Fisch, and Regina Barzilay. Get your vitamin C! robust fact verification with contrastive evidence. In *Proceedings of the 2021 Conference of the North American Chapter of the Association for Computational Linguistics: Human Language Technologies*, pages 624–643, Online, June 2021. Association for Computational Linguistics. doi: 10.18653/v1/2021.naacl-main.52. URL <https://aclanthology.org/2021.naacl-main.52>.
- [25] Yuan Zhang, Jason Baldridge, and Luheng He. PAWS: Paraphrase adversaries from word scrambling. In *Proceedings of the 2019 Conference of the North American Chapter of the Association for Computational Linguistics: Human Language Technologies, Volume 1 (Long and Short Papers)*, pages 1298–1308, Minneapolis, Minnesota, June 2019. Association for Computational Linguistics. doi: 10.18653/v1/N19-1131. URL <https://aclanthology.org/N19-1131>.
- [26] Kai Sheng Tai, Richard Socher, and Christopher D. Manning. Improved semantic representations from tree-structured long short-term memory networks. In *Proceedings of the 53rd Annual Meeting of the Association for Computational Linguistics and the 7th International Joint Conference on Natural Language Processing (Volume 1: Long Papers)*, pages 1556–1566, Beijing, China, July 2015. Association for Computational Linguistics. doi: 10.3115/v1/P15-1150. URL <https://aclanthology.org/P15-1150>.
- [27] Tri Nguyen, Mir Rosenberg, Xia Song, Jianfeng Gao, Saurabh Tiwary, Rangan Majumder, and Li Deng. MS MARCO: A human generated machine reading comprehension dataset. *CoRR*, abs/1611.09268, 2016. URL <http://arxiv.org/abs/1611.09268>.
- [28] Guokun Lai, Qizhe Xie, Hanxiao Liu, Yiming Yang, and Eduard Hovy. RACE: Large-scale ReAding comprehension dataset from examinations. In *Proceedings of the 2017 Conference on Empirical Methods in Natural Language Processing*, pages 785–794, Copenhagen, Denmark, September 2017. Association for Computational Linguistics. doi: 10.18653/v1/D17-1082. URL <https://aclanthology.org/D17-1082>.
- [29] Pranav Rajpurkar, Robin Jia, and Percy Liang. Know what you don't know: Unanswerable questions for SQuAD. In *Proceedings of the 56th Annual Meeting of the Association for Computational Linguistics (Volume 2: Short Papers)*, pages 784–789, Melbourne, Australia, July 2018. Association for Computational Linguistics. doi: 10.18653/v1/P18-2124. URL <https://aclanthology.org/P18-2124>.

- [30] Kellie Webster, Marta Recasens, Vera Axelrod, and Jason Baldridge. Mind the GAP: A balanced corpus of gendered ambiguous pronouns. *Transactions of the Association for Computational Linguistics*, 6:605–617, 2018. doi: 10.1162/tacl_a_00240. URL <https://aclanthology.org/Q18-1042>.
- [31] Philippe Laban, Tobias Schnabel, Paul N. Bennett, and Marti A. Hearst. SummaC: Re-visiting NLI-based models for inconsistency detection in summarization. *Transactions of the Association for Computational Linguistics*, 10:163–177, 2022. doi: 10.1162/tacl_a_00453. URL <https://aclanthology.org/2022.tacl-1.10>.
- [32] Reinald Kim Amplayo, Peter J. Liu, Yao Zhao, and Shashi Narayan. SMART: sentences as basic units for text evaluation. *CoRR*, abs/2208.01030, 2022. doi: 10.48550/arXiv.2208.01030. URL <https://doi.org/10.48550/arXiv.2208.01030>.
- [33] Stephen Merity, Caiming Xiong, James Bradbury, and Richard Socher. Pointer sentinel mixture models. In *5th International Conference on Learning Representations, ICLR 2017, Toulon, France, April 24-26, 2017, Conference Track Proceedings*. OpenReview.net, 2017. URL <https://openreview.net/forum?id=Byj72udxe>.
- [34] Marcin Junczys-Dowmunt, Roman Grundkiewicz, Tomasz Dwojak, Hieu Hoang, Kenneth Heafield, Tom Neckermann, Frank Seide, Ulrich Germann, Alham Fikri Aji, Nikolay Bogoychev, André F. T. Martins, and Alexandra Birch. Marian: Fast neural machine translation in C++. In *Proceedings of ACL 2018, System Demonstrations*, pages 116–121, Melbourne, Australia, July 2018. Association for Computational Linguistics. doi: 10.18653/v1/P18-4020. URL <https://aclanthology.org/P18-4020>.
- [35] Federico Barrios, Federico López, Luis Argerich, and Rosa Wachenchauzer. Variations of the similarity function of textrank for automated summarization. *CoRR*, abs/1602.03606, 2016. URL <http://arxiv.org/abs/1602.03606>.
- [36] Wojciech Kryscinski, Bryan McCann, Caiming Xiong, and Richard Socher. Evaluating the factual consistency of abstractive text summarization. In *Proceedings of the 2020 Conference on Empirical Methods in Natural Language Processing (EMNLP)*, pages 9332–9346, Online, November 2020. Association for Computational Linguistics. doi: 10.18653/v1/2020.emnlp-main.750. URL <https://aclanthology.org/2020.emnlp-main.750>.
- [37] Mingkai Deng, Bowen Tan, Zhengzhong Liu, Eric Xing, and Zhiting Hu. Compression, transduction, and creation: A unified framework for evaluating natural language generation. In *Proceedings of the 2021 Conference on Empirical Methods in Natural Language Processing*, pages 7580–7605, Online and Punta Cana, Dominican Republic, November 2021. Association for Computational Linguistics. doi: 10.18653/v1/2021.emnlp-main.599. URL <https://aclanthology.org/2021.emnlp-main.599>.
- [38] Victor Sanh, Lysandre Debut, Julien Chaumond, and Thomas Wolf. Distilbert, a distilled version of BERT: smaller, faster, cheaper and lighter. *CoRR*, abs/1910.01108, 2019. URL <http://arxiv.org/abs/1910.01108>.
- [39] Yixin Nie, Adina Williams, Emily Dinan, Mohit Bansal, Jason Weston, and Douwe Kiela. Adversarial NLI: A new benchmark for natural language understanding. In *Proceedings of the 58th Annual Meeting of the Association for Computational Linguistics*, pages 4885–4901, Online, July 2020. Association for Computational Linguistics. doi: 10.18653/v1/2020.acl-main.441. URL <https://aclanthology.org/2020.acl-main.441>.
- [40] Samuel R. Bowman, Gabor Angeli, Christopher Potts, and Christopher D. Manning. A large annotated corpus for learning natural language inference. In *Proceedings of the 2015 Conference on Empirical Methods in Natural Language Processing*, pages 632–642, Lisbon, Portugal, September 2015. Association for Computational Linguistics. doi: 10.18653/v1/D15-1075. URL <https://aclanthology.org/D15-1075>.
- [41] James Thorne, Andreas Vlachos, Christos Christodoulopoulos, and Arpit Mittal. FEVER: a large-scale dataset for fact extraction and VERification. In *Proceedings of the 2018 Conference of the North American Chapter of the Association for Computational Linguistics: Human Language Technologies, Volume 1 (Long Papers)*, pages 809–819, New Orleans, Louisiana, June 2018. Association for Computational Linguistics. doi: 10.18653/v1/N18-1074. URL <https://aclanthology.org/N18-1074>.
- [42] Daniel Cer, Mona Diab, Eneko Agirre, Iñigo Lopez-Gazpio, and Lucia Specia. SemEval-2017 task 1: Semantic textual similarity multilingual and crosslingual focused evaluation. In *Proceedings of the 11th International Workshop on Semantic Evaluation (SemEval-2017)*, pages 1–14, Vancouver, Canada, August 2017. Association for Computational Linguistics. doi: 10.18653/v1/S17-2001. URL <https://aclanthology.org/S17-2001>.

- [43] Kornél Csernai. First quora dataset release: Question pairs. URL <https://quoradata.quora.com/First-Quora-Dataset-Release-Question-Pairs>.
- [44] Daniel Khashabi, Snigdha Chaturvedi, Michael Roth, Shyam Upadhyay, and Dan Roth. Looking beyond the surface: A challenge set for reading comprehension over multiple sentences. In *Proceedings of the 2018 Conference of the North American Chapter of the Association for Computational Linguistics: Human Language Technologies, Volume 1 (Long Papers)*, pages 252–262, New Orleans, Louisiana, June 2018. Association for Computational Linguistics. doi: 10.18653/v1/N18-1023. URL <https://aclanthology.org/N18-1023>.
- [45] Christopher Clark, Kenton Lee, Ming-Wei Chang, Tom Kwiatkowski, Michael Collins, and Kristina Toutanova. BoolQ: Exploring the surprising difficulty of natural yes/no questions. In *Proceedings of the 2019 Conference of the North American Chapter of the Association for Computational Linguistics: Human Language Technologies, Volume 1 (Long and Short Papers)*, pages 2924–2936, Minneapolis, Minnesota, June 2019. Association for Computational Linguistics. doi: 10.18653/v1/N19-1300. URL <https://aclanthology.org/N19-1300>.
- [46] A Rogers, O Kovaleva, M Downey, and A Rumshisky. Getting closer to ai complete question answering: A set of prerequisite real tasks. In *Proceedings of the AAAI Conference on Artificial Intelligence*, 2020.
- [47] Johannes Welbl, Nelson F Liu, and Matt Gardner. Crowdsourcing multiple choice science questions. In *Proceedings of the 3rd Workshop on Noisy User-generated Text*, pages 94–106, 2017.
- [48] Shayne Longpre, Le Hou, Tu Vu, Albert Webson, Hyung Won Chung, Yi Tay, Denny Zhou, Quoc V. Le, Barret Zoph, Jason Wei, and Adam Roberts. The flan collection: Designing data and methods for effective instruction tuning. *CoRR*, abs/2301.13688, 2023. doi: 10.48550/arXiv.2301.13688. URL <https://doi.org/10.48550/arXiv.2301.13688>.
- [49] Alex Wang, Yada Pruksachatkun, Nikita Nangia, Amanpreet Singh, Julian Michael, Felix Hill, Omer Levy, and Samuel Bowman. Superglue: A stickier benchmark for general-purpose language understanding systems. *Advances in neural information processing systems*, 32, 2019.
- [50] Alex Wang, Amanpreet Singh, Julian Michael, Felix Hill, Omer Levy, and Samuel Bowman. GLUE: A multi-task benchmark and analysis platform for natural language understanding. In *Proceedings of the 2018 EMNLP Workshop BlackboxNLP: Analyzing and Interpreting Neural Networks for NLP*, pages 353–355, Brussels, Belgium, November 2018. Association for Computational Linguistics. doi: 10.18653/v1/W18-5446. URL <https://aclanthology.org/W18-5446>.
- [51] SemEval-2014. Evaluation of compositional distributional semantic models on full sentences through semantic relatedness and textual entailment. URL <https://alt.qcri.org/semeval2014/task1/>.
- [52] William B. Dolan and Chris Brockett. Automatically constructing a corpus of sentential paraphrases. In *Proceedings of the Third International Workshop on Paraphrasing (IWP2005)*, 2005. URL <https://aclanthology.org/I05-5002>.
- [53] Kai Sun, Dian Yu, Jianshu Chen, Dong Yu, Yejin Choi, and Claire Cardie. DREAM: A challenge data set and models for dialogue-based reading comprehension. *Transactions of the Association for Computational Linguistics*, 7:217–231, 2019. doi: 10.1162/tacl_a_00264. URL <https://aclanthology.org/Q19-1014>.
- [54] Oyvind Tafjord, Matt Gardner, Kevin Lin, and Peter Clark. QuaRTz: An open-domain dataset of qualitative relationship questions. In *Proceedings of the 2019 Conference on Empirical Methods in Natural Language Processing and the 9th International Joint Conference on Natural Language Processing (EMNLP-IJCNLP)*, pages 5941–5946, Hong Kong, China, November 2019. Association for Computational Linguistics. doi: 10.18653/v1/D19-1608. URL <https://aclanthology.org/D19-1608>.
- [55] Ziqiang Cao, Furu Wei, Wenjie Li, and Sujian Li. Faithful to the original: Fact aware neural abstractive summarization. In Sheila A. McIlraith and Kilian Q. Weinberger, editors, *Proceedings of the Thirty-Second AAAI Conference on Artificial Intelligence, (AAAI-18), the 30th innovative Applications of Artificial Intelligence (IAAI-18), and the 8th AAAI Symposium on Educational Advances in Artificial Intelligence (EAAI-18), New Orleans, Louisiana, USA, February 2-7, 2018*, pages 4784–4791. AAAI Press, 2018. URL <https://www.aaai.org/ocs/index.php/AAAI/AAAI18/paper/view/16121>.
- [56] Wojciech Kryscinski, Nitish Shirish Keskar, Bryan McCann, Caiming Xiong, and Richard Socher. Neural text summarization: A critical evaluation. In *Proceedings of the 2019 Conference on Empirical Methods in Natural Language Processing and the 9th International Joint Conference on Natural Language Processing (EMNLP-IJCNLP)*, pages 540–551, Hong Kong, China, November 2019. Association for Computational Linguistics. doi: 10.18653/v1/D19-1051. URL <https://aclanthology.org/D19-1051>.

- [57] Feng Nie, Jin-Ge Yao, Jinpeng Wang, Rong Pan, and Chin-Yew Lin. A simple recipe towards reducing hallucination in neural surface realisation. In *Proceedings of the 57th Annual Meeting of the Association for Computational Linguistics*, pages 2673–2679, Florence, Italy, July 2019. Association for Computational Linguistics. doi: 10.18653/v1/P19-1256. URL <https://aclanthology.org/P19-1256>.
- [58] Joshua Maynez, Shashi Narayan, Bernd Bohnet, and Ryan McDonald. On faithfulness and factuality in abstractive summarization. In *Proceedings of the 58th Annual Meeting of the Association for Computational Linguistics*, pages 1906–1919, Online, July 2020. Association for Computational Linguistics. doi: 10.18653/v1/2020.acl-main.173. URL <https://aclanthology.org/2020.acl-main.173>.
- [59] Or Honovich, Roei Aharoni, Jonathan Herzig, Hagai Taitelbaum, Doron Kukliansy, Vered Cohen, Thomas Scialom, Idan Szpektor, Avinatan Hassidim, and Yossi Matias. TRUE: Re-evaluating factual consistency evaluation. In *Proceedings of the Second DialDoc Workshop on Document-grounded Dialogue and Conversational Question Answering*, pages 161–175, Dublin, Ireland, May 2022. Association for Computational Linguistics. doi: 10.18653/v1/2022.dialdoc-1.19. URL <https://aclanthology.org/2022.dialdoc-1.19>.
- [60] Alexander R. Fabbri, Wojciech Kryściński, Bryan McCann, Caiming Xiong, Richard Socher, and Dragomir Radev. SummEval: Re-evaluating summarization evaluation. *Transactions of the Association for Computational Linguistics*, 9:391–409, 2021. doi: 10.1162/tacl_a_00373. URL <https://aclanthology.org/2021.tacl-1.24>.
- [61] Alex Wang, Kyunghyun Cho, and Mike Lewis. Asking and answering questions to evaluate the factual consistency of summaries. In *Proceedings of the 58th Annual Meeting of the Association for Computational Linguistics*, pages 5008–5020, Online, July 2020. Association for Computational Linguistics. doi: 10.18653/v1/2020.acl-main.450. URL <https://aclanthology.org/2020.acl-main.450>.
- [62] Artidoro Pagnoni, Vidhisha Balachandran, and Yulia Tsvetkov. Understanding factuality in abstractive summarization with FRANK: A benchmark for factuality metrics. In *Proceedings of the 2021 Conference of the North American Chapter of the Association for Computational Linguistics: Human Language Technologies*, pages 4812–4829, Online, June 2021. Association for Computational Linguistics. doi: 10.18653/v1/2021.naacl-main.383. URL <https://aclanthology.org/2021.naacl-main.383>.
- [63] Bogdan Gliwa, Iwona Mochol, Maciej Biesek, and Aleksander Wawer. SAMSum corpus: A human-annotated dialogue dataset for abstractive summarization. In *Proceedings of the 2nd Workshop on New Frontiers in Summarization*, pages 70–79, Hong Kong, China, November 2019. Association for Computational Linguistics. doi: 10.18653/v1/D19-5409. URL <https://aclanthology.org/D19-5409>.
- [64] Jinlan Fu, See-Kiong Ng, Zhengbao Jiang, and Pengfei Liu. Gptscore: Evaluate as you desire. *CoRR*, abs/2302.04166, 2023. doi: 10.48550/arXiv.2302.04166. URL <https://doi.org/10.48550/arXiv.2302.04166>.
- [65] Yang Liu, Dan Iter, Yichong Xu, Shuohang Wang, Ruochen Xu, and Chenguang Zhu. G-eval: NLG evaluation using GPT-4 with better human alignment. *CoRR*, abs/2303.16634, 2023. doi: 10.48550/arXiv.2303.16634. URL <https://doi.org/10.48550/arXiv.2303.16634>.
- [66] Mingqi Gao, Jie Ruan, Renliang Sun, Xunjian Yin, Shiping Yang, and Xiaojun Wan. Human-like summarization evaluation with chatgpt. *CoRR*, abs/2304.02554, 2023. doi: 10.48550/arXiv.2304.02554. URL <https://doi.org/10.48550/arXiv.2304.02554>.
- [67] Thibault Sellam, Dipanjan Das, and Ankur Parikh. BLEURT: Learning robust metrics for text generation. In *Proceedings of the 58th Annual Meeting of the Association for Computational Linguistics*, pages 7881–7892, Online, July 2020. Association for Computational Linguistics. doi: 10.18653/v1/2020.acl-main.704. URL <https://aclanthology.org/2020.acl-main.704>.
- [68] Weizhe Yuan, Graham Neubig, and Pengfei Liu. Bartscore: Evaluating generated text as text generation. In M. Ranzato, A. Beygelzimer, Y. Dauphin, P.S. Liang, and J. Wortman Vaughan, editors, *Advances in Neural Information Processing Systems*, volume 34, pages 27263–27277. Curran Associates, Inc., 2021. URL <https://proceedings.neurips.cc/paper/2021/file/e4d2b6e6fdeca3e60e0f1a62fee3d9dd-Paper.pdf>.
- [69] Ming Zhong, Yang Liu, Da Yin, Yuning Mao, Yizhu Jiao, Pengfei Liu, Chenguang Zhu, Heng Ji, and Jiawei Han. Towards a unified multi-dimensional evaluator for text generation. In *Proceedings of the 2022 Conference on Empirical Methods in Natural Language Processing*, pages 2023–2038, Abu Dhabi, United Arab Emirates, December 2022. Association for Computational Linguistics. URL <https://aclanthology.org/2022.emnlp-main.131>.

- [70] Alexander Fabbri, Chien-Sheng Wu, Wenhao Liu, and Caiming Xiong. QAFactEval: Improved QA-based factual consistency evaluation for summarization. In *Proceedings of the 2022 Conference of the North American Chapter of the Association for Computational Linguistics: Human Language Technologies*, pages 2587–2601, Seattle, United States, July 2022. Association for Computational Linguistics. doi: 10.18653/v1/2022.naacl-main.187. URL <https://aclanthology.org/2022.naacl-main.187>.
- [71] Andrew P Bradley. The use of the area under the roc curve in the evaluation of machine learning algorithms. *Pattern recognition*, 30(7):1145–1159, 1997.
- [72] Minghao Hu, Furu Wei, Yuxing Peng, Zhen Huang, Nan Yang, and Dongsheng Li. Read + verify: Machine reading comprehension with unanswerable questions. In *The Thirty-Third AAAI Conference on Artificial Intelligence, AAAI 2019, The Thirty-First Innovative Applications of Artificial Intelligence Conference, IAAI 2019, The Ninth AAAI Symposium on Educational Advances in Artificial Intelligence, EAAI 2019, Honolulu, Hawaii, USA, January 27 - February 1, 2019*, pages 6529–6537. AAAI Press, 2019. doi: 10.1609/aaai.v33i01.33016529. URL <https://doi.org/10.1609/aaai.v33i01.33016529>.
- [73] Zhuosheng Zhang, Yuwei Wu, Junru Zhou, Sufeng Duan, Hai Zhao, and Rui Wang. Sg-net: Syntax-guided machine reading comprehension. In *The Thirty-Fourth AAAI Conference on Artificial Intelligence, AAAI 2020, The Thirty-Second Innovative Applications of Artificial Intelligence Conference, IAAI 2020, The Tenth AAAI Symposium on Educational Advances in Artificial Intelligence, EAAI 2020, New York, NY, USA, February 7-12, 2020*, pages 9636–9643. AAAI Press, 2020. URL <https://ojs.aaai.org/index.php/AAAI/article/view/6511>.
- [74] Elior Sulem, Jamaal Hay, and Dan Roth. Do we know what we don’t know? studying unanswerable questions beyond SQuAD 2.0. In *Findings of the Association for Computational Linguistics: EMNLP 2021*, pages 4543–4548, Punta Cana, Dominican Republic, November 2021. Association for Computational Linguistics. doi: 10.18653/v1/2021.findings-emnlp.385. URL <https://aclanthology.org/2021.findings-emnlp.385>.
- [75] Tom Kwiatkowski, Jennimaria Palomaki, Olivia Redfield, Michael Collins, Ankur P. Parikh, Chris Alberti, Danielle Epstein, Illia Polosukhin, Jacob Devlin, Kenton Lee, Kristina Toutanova, Llion Jones, Matthew Kelcey, Ming-Wei Chang, Andrew M. Dai, Jakob Uszkoreit, Quoc Le, and Slav Petrov. Natural questions: a benchmark for question answering research. *Trans. Assoc. Comput. Linguistics*, 7:452–466, 2019. doi: 10.1162/tacl_a_00276. URL https://doi.org/10.1162/tacl_a_00276.
- [76] Pranav Rajpurkar, Jian Zhang, Konstantin Lopyrev, and Percy Liang. SQuAD: 100,000+ questions for machine comprehension of text. In *Proceedings of the 2016 Conference on Empirical Methods in Natural Language Processing*, pages 2383–2392, Austin, Texas, November 2016. Association for Computational Linguistics. doi: 10.18653/v1/D16-1264. URL <https://aclanthology.org/D16-1264>.
- [77] Wenpeng Yin, Dragomir Radev, and Caiming Xiong. DocNLI: A large-scale dataset for document-level natural language inference. In *Findings of the Association for Computational Linguistics: ACL/IJCNLP 2021*, pages 4913–4922, Online, August 2021. Association for Computational Linguistics. doi: 10.18653/v1/2021.findings-acl.435. URL <https://aclanthology.org/2021.findings-acl.435>.
- [78] Marco Marelli, Stefano Menini, Marco Baroni, Luisa Bentivogli, Raffaella Bernardi, and Roberto Zamparelli. A SICK cure for the evaluation of compositional distributional semantic models. In *Proceedings of the Ninth International Conference on Language Resources and Evaluation (LREC’14)*, pages 216–223, Reykjavik, Iceland, May 2014. European Language Resources Association (ELRA). URL http://www.lrec-conf.org/proceedings/lrec2014/pdf/363_Paper.pdf.
- [79] Max Bartolo, Alastair Roberts, Johannes Welbl, Sebastian Riedel, and Pontus Stenetorp. Beat the AI: Investigating adversarial human annotation for reading comprehension. *Transactions of the Association for Computational Linguistics*, 8:662–678, 2020. doi: 10.1162/tacl_a_00338. URL <https://aclanthology.org/2020.tacl-1.43>.
- [80] Dheeru Dua, Yizhong Wang, Pradeep Dasigi, Gabriel Stanovsky, Sameer Singh, and Matt Gardner. DROP: A reading comprehension benchmark requiring discrete reasoning over paragraphs. In *Proceedings of the 2019 Conference of the North American Chapter of the Association for Computational Linguistics: Human Language Technologies, Volume 1 (Long and Short Papers)*, pages 2368–2378, Minneapolis, Minnesota, June 2019. Association for Computational Linguistics. doi: 10.18653/v1/N19-1246. URL <https://aclanthology.org/N19-1246>.
- [81] Zhilin Yang, Peng Qi, Saizheng Zhang, Yoshua Bengio, William Cohen, Ruslan Salakhutdinov, and Christopher D. Manning. HotpotQA: A dataset for diverse, explainable multi-hop question answering. In *Proceedings of the 2018 Conference on Empirical Methods in Natural Language Processing*, pages 2369–2380, Brussels, Belgium, October–November 2018. Association for Computational Linguistics. doi: 10.18653/v1/D18-1259. URL <https://aclanthology.org/D18-1259>.

- [82] Adam Trischler, Tong Wang, Xingdi Yuan, Justin Harris, Alessandro Sordani, Philip Bachman, and Kaheer Suleman. NewsQA: A machine comprehension dataset. In *Proceedings of the 2nd Workshop on Representation Learning for NLP*, pages 191–200, Vancouver, Canada, August 2017. Association for Computational Linguistics. doi: 10.18653/v1/W17-2623. URL <https://aclanthology.org/W17-2623>.
- [83] Pradeep Dasigi, Nelson F. Liu, Ana Marasović, Noah A. Smith, and Matt Gardner. Quoref: A reading comprehension dataset with questions requiring coreferential reasoning. In *Proceedings of the 2019 Conference on Empirical Methods in Natural Language Processing and the 9th International Joint Conference on Natural Language Processing (EMNLP-IJCNLP)*, pages 5925–5932, Hong Kong, China, November 2019. Association for Computational Linguistics. doi: 10.18653/v1/D19-1606. URL <https://aclanthology.org/D19-1606>.
- [84] Kevin Lin, Oyvind Tafjord, Peter Clark, and Matt Gardner. Reasoning over paragraph effects in situations. In *Proceedings of the 2nd Workshop on Machine Reading for Question Answering*, pages 58–62, Hong Kong, China, November 2019. Association for Computational Linguistics. doi: 10.18653/v1/D19-5808. URL <https://aclanthology.org/D19-5808>.
- [85] Johannes Welbl, Nelson F. Liu, and Matt Gardner. Crowdsourcing multiple choice science questions. In *Proceedings of the 3rd Workshop on Noisy User-generated Text*, pages 94–106, Copenhagen, Denmark, September 2017. Association for Computational Linguistics. doi: 10.18653/v1/W17-4413. URL <https://aclanthology.org/W17-4413>.
- [86] Mor Geva, Daniel Khashabi, Elad Segal, Tushar Khot, Dan Roth, and Jonathan Berant. Did aristotle use a laptop? a question answering benchmark with implicit reasoning strategies. *Transactions of the Association for Computational Linguistics*, 9:346–361, 2021. doi: 10.1162/tacl_a_00370. URL <https://aclanthology.org/2021.tacl-1.21>.
- [87] Mahnaz Koupaee and William Yang Wang. Wikihow: A large scale text summarization dataset. *CoRR*, abs/1810.09305, 2018. URL <http://arxiv.org/abs/1810.09305>.
- [88] Kevin Clark, Minh-Thang Luong, Quoc V. Le, and Christopher D. Manning. ELECTRA: pre-training text encoders as discriminators rather than generators. In *8th International Conference on Learning Representations, ICLR 2020, Addis Ababa, Ethiopia, April 26-30, 2020*. OpenReview.net, 2020. URL <https://openreview.net/forum?id=r1xMH1BtvB>.

Appendix

A Ethics Statement

While our text pair alignment model achieves state-of-the-art performance on many downstream tasks, like all models, it does make mistakes. For example, when used for fact verification or factual consistency evaluation, it could misidentify *factually correct* statements as *incorrect* and vice versa. Additionally, as we use publicly available datasets to train the alignment model, it might have learned biases inherent to those datasets. Thus, one should proceed with caution when using ALIGN for purposes other than NLP research.

B Comparison with Other Model Types

We illustrate the major differences between our approach, LLMs, multitask learning models, and task-specific finetuned models in Table 6. Compared with LLMs, our alignment function is more efficient but less versatile. In contrast to task-specific finetuned models, the alignment function is more general and can handle more types of tasks. Unlike multitask learning models, we unify language tasks into a single text pair alignment problem, and share model components across multiple tasks (as apposed to using dataset-specific prediction heads). As a result, our alignment function can be directly applied to a wide range of tasks out-of-the-box, without any finetuning.

Table 6: Comparison between the alignment function and other types of language models.

Type	Model Example	Efficient	Out of the box	General
LLM	T5, PALM, UL2, GPT	✗	✓	✓
Multitask learning	MT-DNN, MUPPET	✓	✗	✓
Task specific LM	Finetuned RoBERTa/BERT	✓	✗	✗
Text pair alignment	ALIGN (Ours)	✓	✓	✓

C Training Details

C.1 Trainig Setup

We choose RoBERTa [12] as the backbone for the alignment model. ALIGN-base and ALIGN-large are based on RoBERTa-base and RoBERTa-large, respectively. For the experiments in Section 4, we train ALIGN for 3 epochs with a batch size of 32, following common practice [12, 16]. Other hyperparameters are listed in Table 7. For the finetuned RoBERTa and RoBERTa-NLI model in Section 4.1, we set batch size to 16 and 32, respectively.

Table 7: The hyperparameters for training the alignment model.

Hyperparameter	ALIGN-base	ALIGN-large
Parameters	125M	355M
Batch Size	32	32
Epochs	3	3
Optimizer	AdamW	AdamW
Learning Rate	1e-5	1e-5
Weight Decay	0.1	0.1
Adam ϵ	1e-6	1e-6
Warmup Ratio	0.06	0.06
Random Seed	2022	2022
GPU	2×3090	4×A5000
GPU Hours	152h	620h

C.2 Training Datasets

We collect datasets that falls into the scope of alignment as mentioned in Section 3. Table 8 lists the datasets we use for training the alignment model. The size of these datasets ranges from 4k samples to 5M. Most of the datasets are used for binary classification task except some NLI, fact verification and STS datasets.

We only use the first 500k samples in each dataset due to limited computation resource, which results in 5.9M training samples in total. During training, the samples are randomly sampled from the entire adapted training sets.

Table 8: The training datasets of ALIGN. Note due to resource constraints, we only use at most 500k samples from each dataset to train the alignment model.

NLP Task	Dataset	Training Task	Sample Count
NLI	SNLI [40]	3-way classification	550k
	MultiNLI [7]	3-way classification	393k
	Adversarial NLI [39]	3-way classification	163k
	DocNLI [77]	binary classification	942k
Fact Verification	NLI-style FEVER [41, 39]	3-way classification	208k
	VitaminC [24]	3-way classification	371k
Paraphrase	QQP [43]	binary classification	364k
	PAWS-Wiki [25]	binary classification	695k
	PAWS-QQP [25]	binary classification	12k
	WikiText-103 [33]	binary classification	8M
STS	SICK [78]	regression	4k
	STSB [42]	regression	6k
QA	SQuAD v2 [29]	binary classification	130k
	RACE [28]	binary classification	351k
	Adversarial QA [79]	binary classification	60k
	BoolQ [45]	binary classification	19k
	DROP [80]	binary classification	155k
	MultiRC [44]	binary classification	24k
	HotpotQA [81]	binary classification	362k
	NewsQA [82]	binary classification	161k
	QuAIL [46]	binary classification	41k
	Quoref [83]	binary classification	39k
	ROPES [84]	binary classification	22k
	SciQ [85]	binary classification	47k
StrategyQA [86]	binary classification	5k	
Information Retrieval	MS MARCO [27]	binary classification	5M
Summarization	WikiHow [87]	binary classification	157k
Coreference	GAP [30]	binary classification	4k

D Additional Experiment Details

D.1 Natural Language Understanding Tasks

Prompts For FLAN models, we use the same prompts as Longpre et al. [48]. For datasets that do not appear in Longpre et al. [48], we use prompts of similar tasks. The prompt used for each dataset is listed below.

MNLI, NLI-FEVER, VitaminC:

"Premise: {premise}\n\nHypothesis: {hypothesis}\n\nDoes the premise entail the hypothesis?\n\nA yes\nB it is not possible to tell\nC no"

ANLI:

"{context}\n\nBased on the paragraph above can we conclude that
\n\n{hypothesis}\n\n"? \n\nA Yes\n\nB It's impossible to say\n\nC No"

SNLI:

"If \n\n{premise}\n\n", does this mean that \n\n{hypothesis}\n\n"? \n\nA yes\n\nB it is not possible to tell\n\nC no"

SICK, STSB:

"{sentence1}\n\n{sentence2}\n\n\nRate the textual similarity of these two sentences on a scale from 0 to 5, where 0 is \n\n"no meaning overlap\n\n" and 5 is \n\n"means the same thing\n\n". \n\n\nA 0\n\nB 1\n\nC 2\n\nD 3\n\nE 4\n\nF 5"

PAWS, PAWS-QQP:

"{sentence1}\n\n{sentence2}\n\n\nDo these sentences mean the same thing? \n\n\nA no\n\nB yes"

QQP:

"{question1}\n\n{question2}\n\n\nWould you say that these questions are the same? \n\n\nA no\n\nB yes"

RACE, QuAIL, SciQ:

"{fact}\n\n{question}\n\n\nA {option 1}\n\nB {option 2}\n\nC {option 3} ..."

Multi-RC:

"{paragraph}\n\n\nQuestion: \n\n\n{question}\n\n\n\nResponse: \n\n\n\n\n{response}\n\n\n\nDoes the response correctly answer the question? \n\n\n\nA no\n\nB yes"

BoolQ:

"{text}\n\n\nCan we conclude that {question}? \n\n\n\nA no\n\nB yes"

GAP:

"Context: {context}\n\n\nGiven the context, which option is true? \n\n\n\nA {option 1}\n\nB {option 2}\n\nC {option 3} ..."

Multitask RoBERTa Baseline To obtain the multitask-learning RoBERTa model, we follow the popular multi-task learning work [9], and train the same base model with the same set of tasks (datasets) as our alignment model. Notably, different from our alignment model that uses a unified interface to accommodate all diverse tasks, the conventional multitask-learning model learns separate prediction heads for different tasks.

Instruction Finetuned T5 Baseline In order to understand the performance difference between our text alignment formulation and instruction fine-tuning, we instruction-finetune T5-base (250M parameters) on the same datasets as our alignment model. We do not convert QA tasks since T5 naturally supports sequence generation. We follow the prompts mentioned in Chung et al. [14], Longpre et al. [48] and format the datasets to train the T5 model.

Results We show the performance of finetuned RoBERTa and FLAN-Alpaca on these datasets in Table 9, while the result of the multi-task RoBERTa is in Table 10 and 11. The comparisons with the T5 model instruction finetuned on alignment datasets are in Table 12 and 13. We have compared ALIGN with finetuned RoBERTa on these datasets in Figure 2. When comparing FLAN-T5 and FLAN-Alpaca, we notice FLAN-T5 consistently outperforms FLAN-Alpaca on all scales. Thus, we compare our alignment model with FLAN-T5 in Table 1.

D.2 Factual Consistency Evaluation for Language Generation

Detailed Result In this section, we report the detailed results associated with Figure 4. We list the performance of each metric on SummaC Benchmark and TRUE Benchmark in Table 15 and Table 16, respectively. We also show the Pearson Correlation, Spearman Correlation and Kendall's tau Correlation coefficients on other datasets in Table 17, 18 and 19, respectively.

Table 9: The performance of finetuned RoBERTa and FLAN-Alpaca on the in-domain datasets. We report the average performance of each model and we also include the average without RACE and QuAIL.

		Finetuned RoBERTa		FLAN-Alpaca		
		base	large	base	large	xlarge
Model Parameters		125M	355M	220M	770M	3B
NLI	MNLI-mm	87.2	90.3	79.9	86.4	89.3
	MNLI-m	87.9	90.6	80.0	87.2	89.4
	ANLI-1	62.8	72.7	47.4	65.7	74.8
	ANLI-2	44.5	48.3	38.2	46.6	57.6
	ANLI-3	42.8	47.0	37.7	46.4	54.6
	SNLI	91.0	91.4	82.9	88.1	90.2
Fact Verification	NLI-FEVER	76.1	77.7	69.6	73.0	72.1
	VitaminC	89.3	91.6	63.3	72.5	77.4
STS	SICK	88.9	84.7	37.7	66.4	70.1
	STSB	89.8	90.6	33.4	52.5	79.5
Paraphrase	PAWS	92.3	92.5	68.1	92.0	93.0
	PAWS-QQP	94.7	94.2	57.6	85.1	87.1
	QQP	91.1	92.0	75.5	81.6	86.5
QA	RACE-m	74.6	24.0	64.3	78.5	87.8
	RACE-h	67.8	23.9	57.3	71.9	82.9
	Multi-RC	77.5	85.5	64.2	84.3	87.1
	BoolQ	79.1	85.7	71.7	82.0	87.2
	QuAIL	57.7	27.0	56.7	78.2	84.2
	SciQ	93.4	95.5	90.8	83.1	95.6
Coreference	GAP	74.3	89.8	58.4	65.6	80.7
Average		78.1	74.7	61.7	74.4	81.4
Average w/o RACE, QuAIL		80.2	83.5	62.1	74.0	80.7

Ablation Study In Equation 1, we propose to aggregate chunk-sentence scores by taking the maximum score over context chunks and then average over claim sentences (mean-max). Another reasonable choice is to take the *minimum* score over claim sentences instead of the average (min-max). We evaluate the two aggregation methods on factual consistency evaluation tasks and report the results in Table 20. Overall, the mean-max method leads to better correlation with human annotation. We speculate this is because taking the average helps remove some of the noise introduced by the alignment estimator, while the min-max setup would be easily affected by underestimation.

D.3 Question Answering with Unanswerable Question

Simplified Natural Questions For this experiment, we construct a new SQuAD-style QA dataset with unanswerable questions, Simplified Natural Questions (Simplified NQ), base on Natural Questions [75]. For each sample (an search query and a Wikipedia article) in Natural Questions, [75] ask five annotators to find 1) an HTML bounding box (the *long answer*; e.g., paragraphs, tables, list items, or whole list) containing enough information to infer the answer to the query (long answer), and 2) a short span within the long answer that answers the question (the *short answer*). For both short and long answers, the annotators can alternatively indicate that an answer could not be found.

For the purpose of constructing Simplified NQ, we consider a sample to be answerable if at least 2 annotators identified both long and short answers. In this case, we use the most popular (among the annotators) short answer as the ground truth answer, and the most popular long answer containing the selected short answer as the context. Conversely, if less than 2 annotators identified any long answer, and less than 2 annotators identified any short answer, we consider the sample to be unanswerable and use a random paragraph from the article as the context. We discard all remaining samples to

Table 10: The performance of multi-task RoBERTa-base and ALIGN-base on the in-domain datasets. The last row is the averaged performance of each model on these datasets.

Task	Dataset	Multitask-base	ALIGN-base
NLI	MNLI-mm	87.61	87.54
	MNLI-m	87.68	87.82
	ANLI-1	65.10	65.30
	ANLI-2	48.20	48.70
	ANLI-3	46.17	45.50
	SNLI	91.33	90.78
Fact Verification	NLI-FEVER	76.50	76.78
	VitaminC	89.82	89.79
STS	SICK	89.01	90.71
	STSB	87.86	89.03
Paraphrase	PAWS	93.94	92.33
	PAWS-QQP	92.32	91.88
	QQP	90.66	90.07
QA	RACE-m	78.34	76.95
	RACE-h	71.56	68.84
	Multi-RC	83.83	82.20
	BoolQ	81.32	81.07
	SciQ	92.10	92.40
Coreference	GAP	81.65	81.35
Average		80.79	80.48

Table 11: The performance of multi-task RoBERTa-base and ALIGN-base on the zero-shot datasets. Multi-task RoBERTa uses task-specific prediction heads for each of its training sets. To test it on zero-shot datasets, we evaluate a set of “reasonable” heads obtained during training (e.g., we use heads trained on NLI datasets for NLI evaluation tasks) and report the average (avg. of heads), best (best head), and worst (worst head) performance of these heads. "Best head" assumes oracle access to evaluation results, and is thus effectively an unrealistic upper bound. The last row is the averaged performance of each configuration on these datasets.

Task	Dataset	Multitask-base (avg. of heads)	Multitask-base (best head)	Multitask-base (worst head)	ALIGN-base
NLI	AXB	74.94	76.18	72.37	75.09
	AXG	63.58	65.73	60.39	59.83
	CB	80.00	83.93	76.79	76.79
	RTE	81.41	81.95	81.23	83.39
	WNLI	56.34	60.56	47.89	52.11
	SE14T1	57.86	58.45	57.17	90.72
Paraphrase	MRPC	69.60	71.19	68.23	65.97
QA	DREAM	67.04	73.98	57.03	71.34
	Quartz	59.09	63.52	54.46	59.69
Average		67.76	70.61	63.95	70.55

Table 12: The performance of ALIGN-base and the instruction finetuned T5-base (IF-T5-base) on the in-domain tasks. The last column shows the average performance on the in-domain tasks.

Model (Size)	NLI	Fact Verification	STS	Paraphrase	QA	Coreference	Average
ALIGN-base (125M)	70.9	83.3	89.9	91.4	78.2	81.4	82.5
IF-T5-base (222M)	53.7	68.7	62.0	83.2	30.3	42.9	56.8

Table 13: The performance of ALIGN-base and the instruction finetuned T5-base (IF-T5-base) on the zero-shot tasks. The last row shows the average performance on the in-domain tasks.

Dataset	Alignment-base	IF-T5-base
AXB	75.1	65.3
AXG	59.8	50.8
CB	76.8	58.9
RTE	83.4	59.9
WNLI	52.1	47.9
SE14T1	90.7	48.5
MRPC	66.0	66.1
DREAM	71.3	35.8
Quartz	59.7	50.6
AVG	70.5	53.8

Table 14: The performance of RoBERTa-NLI and FLAN-Alpaca on the zero-shot datasets (of alignment model). The gray number shows the specific dataset is appeared in the training set of FLAN-T5. We report the average performance of each model in the last row.

		RoBERTa-NLI		FLAN-Alpaca		
		base	large	base	large	xlarge
Model Parameters		125M	355M	220M	770M	3B
NLI	AXB	75.2	79.2	53.6	72.3	77.2
	AXG	59.6	73.6	49.4	72.5	88.8
	CB	85.7	87.5	78.6	78.6	87.5
	RTE	81.2	88.1	72.9	79.8	87.0
	WNLI	52.1	50.7	40.8	62.0	71.8
	SE14T1	91.2	93.1	65.0	72.4	77.3
Paraphrase	MRPC	38.7	42.3	66.7	75.4	83.1
QA	DREAM	63.9	73.0	63.5	76.8	89.5
	Quartz	54.6	65.6	68.1	87.4	90.2
Average		66.9	72.6	62.1	75.2	83.6

Table 15: The ROC AUC of each metric on the SummaC benchmark. CGS and XSF are abbreviations of CogenSumm and XSumFaith, respectively. The strongest performance on each dataset is shown in **bold**. The last column shows the average performance on each dataset in the SummaC benchmark.

SummaC Benchmark							
	CGS	XSF	PolyTope	FactCC	SummEval	FRANK	AVG
BERTScore	63.1	49.0	85.3	70.9	79.6	84.9	72.1
BLEURT	60.8	64.7	76.7	59.7	71.1	82.5	69.2
BARTScore	74.3	62.6	91.7	82.3	85.9	88.5	80.9
CTC	76.5	65.9	89.5	82.6	85.6	87.3	81.2
UniEval	84.7	65.5	93.4	89.9	86.3	88.0	84.6
QAFactEval	83.4	66.1	86.4	89.2	88.1	89.4	83.8
ALIGN-base (Ours)	80.6	76.1	87.5	93.1	88.6	89.5	85.9
ALIGN-large (Ours)	88.4	74.6	92.5	94.9	92.3	91.3	89.0

Table 16: The ROC AUC of each metric on the TRUE benchmark. The datasets with asterisks(*) appear in the training set of the alignment model. We compute both the overall average on all datasets (Average) and average without PAWS, FEVER, VitaminC datasets (Average-ZS). The latter shows the zero-shot performance of ALIGN. **Bold** indicates the best performance on a dataset.

		BERTScore	BLEURT	BARTScore	CTC	UniEval	QAFactEval	ALIGN -base (Ours)	ALIGN -large (Ours)
TRUE Benchmark	FRANK	84.0	81.6	87.8	87.1	88.1	88.5	90.4	91.4
	SummEval	72.3	68.0	78.9	79.8	81.2	80.9	79.5	83.8
	MNBM	52.5	65.5	63.5	65.0	66.8	67.3	76.4	74.4
	QAGS-C	70.6	71.2	83.9	77.3	86.5	83.9	80.3	89.0
	QAGS-X	44.3	56.2	60.2	67.7	76.7	76.1	79.6	83.2
	BEGIN	86.4	86.6	86.7	72.0	73.6	81.0	81.3	81.1
	Q2	70.2	72.9	65.1	66.8	70.4	75.8	77.2	79.2
	DialFact	68.6	73.0	60.8	63.7	80.4	81.8	83.3	85.1
	PAWS*	78.6	68.4	77.1	63.1	80.1	86.1	97.6	98.4
	FEVER*	54.2	59.5	66.1	72.5	92.1	86.0	94.7	94.9
	VitaminC*	58.2	61.8	64.2	65.0	79.1	73.6	97.8	98.3
Average		67.2	69.5	72.2	70.9	79.5	80.1	85.3	87.2
Average-ZS		68.6	71.9	73.4	72.4	78.0	79.4	81.0	83.4

Table 17: The Pearson correlation coefficients of various metrics on other datasets mentioned in Section 4.2.1. Q-XSum and Q-CNNNDM are abbreviations of QAGS-XSum and QAGS-CNNNDM, respectively. F-XSum and F-CNNNDM are abbreviations of FRANK-XSum and FRANK-CNNNDM, respectively. The last column shows the average performance on each dataset. The best performance is shown in **bold**.

Other Datasets - Pearson								
	XSumFaith	SummEval	Q-Xsum	Q-CNNNDM	F-Xsum	F-CNNNDM	SamSum	AVG
BERTScore	13.0	33.1	-10.6	51.7	13.0	51.7	10.9	23.3
BLEURT	38.7	23.8	13.2	45.2	15.6	37.5	8.1	26.0
BARTScore	29.3	35.5	16.3	71.5	23.7	51.9	15.0	34.7
CTC	27.2	54.7	30.6	64.5	20.0	54.5	16.9	38.3
UniEval	23.9	57.8	45.5	66.7	27.2	58.3	23.2	43.2
QAFactEval	30.3	61.6	44.2	68.4	32.1	64.6	38.9	48.6
ALIGN-base (Ours)	33.2	57.8	51.1	60.9	31.2	61.8	21.1	45.3
ALIGN-large (Ours)	28.8	66.7	53.9	76.1	38.9	68.9	47.7	54.4

Table 18: The Pearson correlation coefficients of various metrics on other datasets mentioned in Section 4.2.1. The format in this table follows Table 17.

Other Datasets - Spearman								
	XSumFaith	SummEval	Q-Xsum	Q-CNNNDM	F-Xsum	F-CNNNDM	SamSum	AVG
BERTScore	13.4	31.5	-8.9	46.2	12.7	45.1	13.1	21.9
BLEURT	37.0	23.6	12.4	43.4	13.9	37.6	6.7	24.9
BARTScore	29.8	39.1	17.0	68.1	20.0	53.3	16.3	34.8
CTC	29.8	41.7	30.6	57.3	20.4	49.4	17.7	35.3
UniEval	25.3	44.3	50.0	67.6	26.7	54.0	22.8	41.5
QAFactEval	31.9	42.8	44.1	63.1	25.5	53.7	35.9	42.4
ALIGN-base (Ours)	38.8	42.0	52.7	56.1	25.5	56.4	22.3	42.0
ALIGN-large (Ours)	32.1	47.9	57.4	71.6	30.0	61.8	46.7	49.7

Table 19: The Kendall’s tau correlation coefficients of various metrics on other datasets mentioned in Section 4.2.1. The format in this table follows Table 17.

	Other Datasets - Kendall’s tau							
	XSumFaith	SummEval	Q-Xsum	Q-CNNNDM	F-Xsum	F-CNNNDM	SamSum	AVG
BERTScore	9.2	24.9	-7.3	36.3	10.4	34.7	10.7	17.0
BLEURT	25.3	18.6	10.1	33.9	11.4	28.8	5.5	19.1
BARTScore	20.2	31.0	13.9	55.6	16.3	41.4	13.3	27.4
CTC	20.2	33.2	25.1	45.7	16.6	38.2	14.4	27.6
UniEval	17.0	35.3	40.9	54.4	21.8	42.4	18.7	32.9
QAFactEval	23.2	34.0	36.2	50.5	22.4	42.2	30.1	34.1
ALIGN-base (Ours)	26.6	33.4	43.1	45.5	20.8	44.4	18.2	33.1
ALIGN-large (Ours)	21.9	38.4	47.0	59.6	24.5	49.5	38.2	39.9

Table 20: The comparison between the mean aggregation method and the min aggregation method. The **bold** number represents a better performance when comparing the aggregation method.

	ALIGN-base mean-max	ALIGN-base min-max	ALIGN-large mean-max	ALIGN-large min-max
SummaC	85.9	86.1	89.0	89.1
TRUE	85.3	84.2	87.2	86.2
Other-Pearson	45.3	43.7	54.4	52.1
Other-Spearman	42.0	42.3	49.7	49.2
Other-Kendall	33.1	33.1	39.9	38.8

avoid ambiguity (e.g., some samples might only have long answers but not short answers). This results in a total of 3336 answerable samples and 3222 unanswerable samples in the validation set.

Prompts and QA Inference For FLAN T5, we follow [48] and use the following prompt:

Context: {context}\nQuestion: {question}\nAnswer:

For GPT-3.5, we use a prompt with additional instructions:

Find the answer to the question from the given context. When the question cannot be answered with the given context, say "unanswerable". Just say the answer without repeating the question.\nContext: {context}\nQuestion: {question}\nAnswer:

At inference time, we truncate the context if necessary such that the entire input is at most around 2000 tokens long (2000 for FLAN T5, 2040 for GPT-3.5 to account for the longer prompt). We use greedy decoding for FLAN T5, a the default chat completion settings for GPT-3.5. When FLAN T5 outputs "unanswerable", we interpret it as predicting the sample to be not answerable. Similarly, if GPT-3.5’s output contains any of "unanswerable", "no answer", "context does not provide an answer", we consider the prediction to be unanswerable.

Additional Results In addition to FLAN T5 and GPT-3.5, we also experiment with Electra [88], one of the top performing single models on the SQuAD v2 leaderboard, for reference. Specifically, we reproduce Clark et al. [88]’s design that use a QA prediction head to jointly predict the answer span and unanswerable probability. As shown in Table 21, while Electra is a strong performer on SQuAD v2 and Simplified NQ, adding the alignment verifier to GPT-3.5 and FLAN T5 greatly reduces the performance gap. Additionally, on ACE-whQA, our design (both FLAN T5 and GPT-3.5 with alignment verifiers) outperforms Electra.

D.4 Ablation Study

We present the additional ablation result on factual consistency evaluation tasks in Table 22. This part follows Section 4.4, where we use the same checkpoints that are trained on incrementally added tasks. Result shows the training tasks are generally compatible and effective, though we notice adding fact verification and paraphrase detection tasks lead to a slightly performance drop. We speculate it is due to the paraphrase detection task, where a text pair is expected to have exactly the same information.

Table 21: Additional experiment results on QA with unanswerable questions including Electra. The best model for each task/metric is shown in **bold**.

	SQuAD v2			ACE-whQA			Simplified NQ		
	EM	F1	AUC	EM	F1	AUC	EM	F1	AUC
Electra	86.47	89.37	0.97	52.32	55.59	0.87	70.81	74.13	0.88
GPT-3.5	52.53	63.96	0.76	67.98	71.98	0.77	58.37	68.61	0.81
Flan T5	75.72	79.01	0.83	26.29	29.24	0.51	38.24	44.98	0.58
GPT-3.5 + Verifier (Ours)	67.19	77.63	0.93	79.02	80.91	0.84	56.16	57.40	0.86
FLAN T5 + Verifier (Ours)	83.72	86.55	0.95	75.75	77.60	0.90	64.93	67.99	0.83

The ALIGN-base model, which uses all the possible training data, gets the best performance on every factual consistency evaluation task.

Table 22: Ablation results on factual consistency evaluation tasks. Each row corresponds with a model trained with data adapted from incrementally more types of tasks. For example, the model on the second row is trained with NLI, Fact Verification and Paraphrase tasks. The model on the last row is the same as Alignment-base. We report the average performance for each evaluation tasks. The last column shows the overall average for the factual consistency evaluation tasks. The best performance for each task is shown in **bold**.

Training Tasks	Factual Consistency Evaluation Tasks					
	SummaC	TRUE	Other-Pearson	Other-Spearman	Other-Kendall	Average
+NLI	78.1	77.5	32.6	33.6	26.3	49.6
+FV, Para	74.9	80.3	27.6	27.2	21.1	46.2
+Coref, Sum, IR, STS	84.2	83.7	39.4	36.8	28.8	54.6
+QA (Alignment-base)	85.9	85.3	45.3	42.0	33.1	58.3

D.5 Evaluation Data Contamination Analysis

As we train and evaluate our models by adapting existing datasets, a subset of our evaluation data could be contaminated with training data. To understand the impact of data contamination, we perform a post hoc overlap analysis. Following [2], for each evaluation example, we check if any of its n-grams exist in the training set, where n is the 5th percentile example length for the evaluation dataset in words (in practice we clamp n to between 8 and 13 to avoid spurious collisions and limit run time). We consider an evaluation example "dirty" if there is at least one overlapping n-gram or "clean" otherwise. Due to resource constraints (e.g., available RAM), we sample up to 1000 examples from each NLU (Section 4.1) and factual consistency evaluation (Section 4.2) dataset for analysis.

The results are shown in Table 23. Overall, the SummaC benchmark and the other datasets we use in the factual consistency evaluation experiment have the least number of dirty examples, with other datasets having varying level of overlap with training data. One notable case is ANLI, where almost all examples are marked as dirty. We manually examine a small selection of ANLI examples, and find that most of the overlapping n-grams come from the premise portion of the examples (they overlap with examples from DocNLI and HotpotQA in the training set). As noted by [2], this n-gram overlap metric tends to show a large number of false positives for datasets constructed from common data sources. For instance, one possible explanation for a high dirty count is that training and evaluation examples share texts sourced from the Internet (e.g., Wikipedia) as supporting information (e.g., HotpotQA contexts and ANLI premises), which does not necessarily leak evaluation set answers. Thus, a high number of dirty examples alone does not meaningfully indicate contamination.

A more reliable indicator of data contamination is the difference in metric scores when evaluating using the clean subset compared to the full datasets. If removing the dirty samples (i.e., using the clean subset) leads to significantly worse metric scores, then the model might have overfit to the overlapping training data. As show in Table 23, NLI-FEVER and RACE-h have the biggest drop in metric scores. However, overall, removing dirty examples does not meaningfully reduce metric scores (the average difference is -0.1). Thus, the data contamination does not have a significant impact on our evaluation results and conclusions.

Table 23: Data contamination analysis results for evaluation datasets. For each evaluation dataset, we report the percentage of examples containing n-grams that also exist in training set ("dirty %"); the performance of ALIGN-large on the entire dataset ("full eval set"; see Section 4 for details), the clean subset, and the dirty subset; and lastly, the difference between the clean subset and the entire dataset ("Clean vs. Full"). We exclude subsets with less than 100 examples to reduce variance.

Experiment	Dataset	Dirty %	Accuracy / Pearson Correlation / AUC			
			Full Eval Set	Clean Subset	Dirty Subset	Clean vs. Full
Language Understanding In-Domain	MNLI-mm	2.8	90.3	90.0	—	-0.3
	MNLI-m	5.4	90.3	88.6	—	-1.8
	ANLI-1	99.1	75.8	—	75.9	—
	ANLI-2	99.4	52.4	—	52.3	—
	ANLI-3	99.9	52.3	—	51.7	—
	SNLI	0.5	91.8	91.4	—	-0.4
	NLI-FEVER	68.9	77.8	73.6	79.1	-4.1
	VitaminC	18.5	91.8	90.4	94.6	-1.4
	SICK	52.4	91.5	93.2	90.0	1.7
	STSB	12.2	89.8	88.8	91.3	-1.0
	PAWS	16.5	92.6	91.7	92.7	-0.9
	PAWS-QQP	78.4	93.8	97.3	92.8	3.5
	QQP	34.1	91.3	93.2	91.8	1.9
	RACE-m	34.0	86.8	88.0	82.6	1.3
	RACE-h	28.8	81.6	78.7	83.7	-3.0
	Multi-RC	44.0	87.8	87.0	85.7	-0.9
	BoolQ	49.5	87.7	85.9	90.9	-1.8
Quail	0.4	78.6	78.5	—	-0.1	
SciQ	20.1	93.7	92.4	99.0	-1.3	
GAP	1.6	88.6	87.5	—	-1.1	
Language Understanding Zero-Shot	AXB	1.2	79.6	79.8	—	0.1
	AXG	0.0	72.5	72.5	—	0.0
	CB	12.5	89.3	87.8	—	-1.5
	RTE	6.5	89.9	89.2	—	-0.7
	WNLI	0.0	54.9	54.9	—	0.0
	SE14T1	50.6	86.9	90.5	84.8	3.5
	MRPC	32.0	67.9	68.7	66.9	0.8
	DREAM	0.0	81.1	81.4	—	0.3
Quartz	24.5	79.2	77.7	83.9	-1.5	
Factual Consistency Evaluation SummaC	CogenSumm	2.0	88.4	88.6	—	0.2
	XSumFaith	0.7	74.6	75.2	—	0.5
	PolyTope	1.3	92.5	91.9	—	-0.6
	FactCC	9.3	94.9	95.3	—	0.5
	SummEval	4.0	92.3	92.6	—	0.3
FRANK	2.0	91.3	90.2	—	-1.0	
Factual Consistency Evaluation TRUE	FRANK	2.8	91.4	91.4	—	0.0
	SummEval	4.6	83.8	84.4	—	0.6
	MNBM	0.5	74.4	76.5	—	2.1
	QAGS-C	0.4	89.0	89.0	—	0.0
	QAGS-X	0.4	83.2	83.1	—	-0.1
	BEGIN	27.9	81.1	81.0	82.3	-0.1
	Q2	41.6	79.2	81.3	77.8	2.1
	DialFact	28.9	85.1	85.2	89.0	0.1
	PAWS*	19.4	98.4	98.8	97.1	0.4
	FEVER*	54.4	94.9	96.2	94.9	1.3
VitaminC*	17.5	98.3	98.3	99.6	-0.1	
Factual Consistency Evaluation Other	XSumFaith	0.8	28.8	30.1	—	1.3
	SummEval	3.3	66.7	64.9	—	-1.8
	Q-Xsum	0.4	53.9	53.6	—	-0.2
	Q-CNNNDM	0.4	76.1	76.1	—	0.0
	F-Xsum	2.6	38.9	45.7	—	6.8
	F-CNNNDM	2.6	68.9	67.9	—	-1.0
SamSum	0.0	47.7	47.7	—	0.0	
Average						-0.1