

AN \mathfrak{sl}_2 ACTION ON LINK HOMOLOGY OF $T(2, k)$ TORUS LINKS

FELIX ROZ

ABSTRACT. We determine an \mathfrak{sl}_2 module structure on the equivariant Khovanov-Rozansky homology of $T(2, k)$ torus link following the framework in [QRSW23].

1. INTRODUCTION

In 1984, Vaughan Jones discovered the Jones polynomial, an invariant of oriented links which lands in $\mathbf{Z}[q, q^{-1}]$ based on the representation theory of $\mathcal{U}_q(\mathfrak{sl}_2)$. One advantage of this invariant is that it admits a combinatorial definition called the Kauffman bracket which determines a Laurent polynomial based on skein relations. Later, Khovanov [Kho99] defined a categorification of the Jones polynomial: a bigraded homology theory whose Euler characteristic is the Jones polynomial. Khovanov's original construction involved a simple combinatorial definition but had a sign ambiguity when dealing with functoriality with respect to link cobordisms. Many approaches were taken to resolve the functoriality issue for example by Clark, Morrison, Walker [CMW09] or more recently by Sano [San21]. We are especially interested in the approaches that employ foams [Bla14] [Cap07] [BHPW23]. Further work by Khovanov and Rozansky [KR04] gave rise to a homology theory which categorifies the $\mathcal{U}_q(\mathfrak{sl}_n)$ polynomial, but was defined using matrix factorization which made computations difficult compared to the original combinatorial one. These issues were overcome by the work of Robert and Wagner [RW18] who developed an explicit foam evaluation formula which can be used to redefine Khovanov-Rozansky homology in a manner similar to Khovanov's original construction.

In order to understand the structure of the homology theory, Khovanov and Rozansky found the structure of an action by the positive half of a Witt algebra on HOMFLYPT homology [KR16]. Following this work, Qi, Robert, Sussan, and Wagner found that the action of the Witt algebra can be extended to an action on the foams which are used in the combinatorial definition [QRSW22]. When restricted to a copy of \mathfrak{sl}_2 within the Witt algebra, it produces an action at the level of link homology [QRSW23]. In this paper, we determine the explicit structure of the homology of $(2, k)$ -torus links as representations of \mathfrak{sl}_2 . Sections 2-4 review webs, foams, link homology and the action of \mathfrak{sl}_2 . Section 5 shows the computation of $H^*(T_{2,k})$ in the \mathfrak{sl}_2 -equivariant setting. Section 6 determines the structure of the representation.

1.1. Acknowledgments. I am thankful to Joshua Sussan for introducing me to categorification, link homology, and foams and for guiding me through the work behind this paper.

CONVENTIONS

Fix a field \mathbf{k} . For any $x \in \mathbf{k}$, $\bar{x} = 1 - x$. Define $R_n = \mathbf{k}[X_1, \dots, X_n]^{S_n} = \mathbf{k}[E_1, \dots, E_n]$ where E_i is the i th elementary symmetric polynomial and $\deg(X_i) = 2$ so that $\deg(E_i) = 2i$. Lastly, fix a non-negative integer N which will be the number of colors for links, webs, and foams.

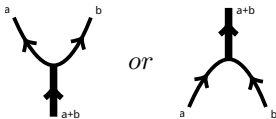
We work in the relative homotopy category rather than the usual homotopy category. A relative homotopy equivalence between chain complexes is a homotopy equivalence in the usual sense which has one direction equivariant with respect to \mathfrak{sl}_2 . Full details are provided in [QRSW23].

Foams and webs are always read from bottom to top.

2. WEBS AND FOAMS

Definition 2.1. A *web* is a finite, oriented, trivalent graph $\Gamma = (V, E)$ embedded in the plane \mathbf{R}^2 , together with a thickness function $\ell : E \rightarrow \mathbf{N}$ that satisfies the flow condition: no vertex may be a source or a sink, and the sum of the labels of the incoming edges must equal the sum of the labels of the outgoing edges.

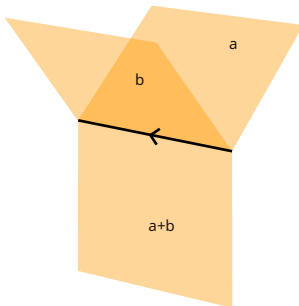
With this definition, every vertex of a web must look like one of the following two types:



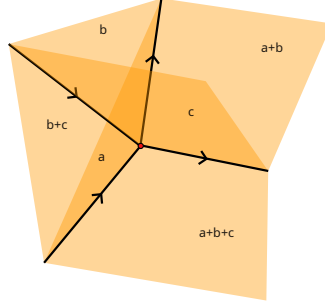
The first is called a “split” and the second a “merge”. The edge with label $a + b$ is called the “thick” edge, while the edges labeled a and b are the “thin” edges.

Definition 2.2. A foam in $\mathbf{R}^2 \times [0, 1]$ is a collection F of compact, oriented surfaces called facets, glued together along their boundaries. Each facet f is given a label $\ell(f) \in \{0, \dots, N\}$ called its thickness and a decoration $P_f \in R_{\ell(f)}$. Finally, we require that every point has a closed neighborhood homeomorphic to one of the following types:

- (1) A disk,
- (2) The cylinder over a merge or a split, denoted $Y^{(a,b)}$:



- (3) The cone over the 1-skeleton of a tetrahedron, denoted $T^{(a,b,c)}$:



The set of points of the second type is a collection of curves called the bindings and the points of the third type are called the singular vertices. For each foam F denote the set of facets F^2 , the set of bindings F^1 , and the set of singular vertices F^0 . In the pictures above, the bindings are marked by black lines and the singular vertices are marked by red dots.

In the Y model, the thicknesses of the facets agree with the thicknesses of the edges in the merge or split. This means the thicknesses of facets satisfies the flow condition as well, and we can refer to thick and thin facets around a binding. The binding is oriented so that it agrees with the thin facets and is the opposite of the thick facet.

The boundary ∂F of F is the closure of the set of boundary points that are not contained in any bindings. A foam with empty boundary is called a closed foam

To simplify diagrams, the decoration \spadesuit_i denotes the power sum function of every variable on the facet and $\hat{\spadesuit}_i$ denotes the power sum of every variable not on the facet. For example, if $N = 3$ a \spadesuit_2 on a facet with thickness 2 is an abbreviation for the polynomial $x_1^2 + x_2^2$. The decoration $\hat{\spadesuit}_1$ on the same facet denotes the polynomial x_3^1 .

Next we define the degree of a foam which adapts the Euler characteristic χ to this setting.

Definition 2.3. For $f \in F^2$, set

$$\deg_N(f) = \ell(f)(N - \ell(f))\chi(f),$$

Let F^1_- denote the collection of bindings diffeomorphic to intervals and F^1_0 the bindings diffeomorphic to circles. For $s \in F^1_-$ with a neighborhood diffeomorphic to $Y^{(a,b)}$, set

$$\deg_N(s) = ab + (a + b)(N - a - b),$$

For $v \in F^0$ with a neighborhood diffeomorphic to $T^{(a,b,c)}$, set

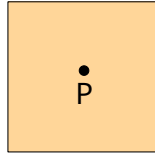
$$\deg_N(v) = ab + bc + ac + (a + b + c)(N - a - b - c),$$

Finally for any decorated foam F with homogeneous decorations $\{P_f\}_{f \in F^2}$ set

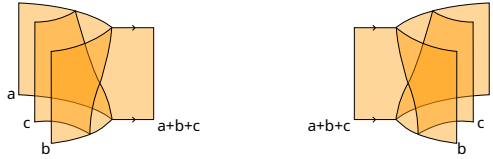
$$\deg_N(F) = \sum_{f \in F^2} \deg(P_f) - \sum_{f \in F^2} \deg_N(f) + \sum_{s \in F^1_-} \deg_N(s) - \sum_{v \in F^0} \deg_N(v).$$

Remark. Every foam in $\mathbf{R}^2 \times [0, 1]$ is isotopic to a composition of the following basic foams:

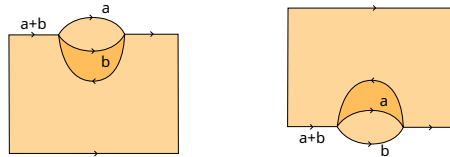
Polynomial:



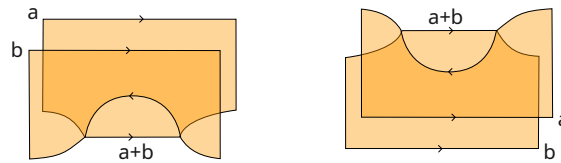
Associativity:



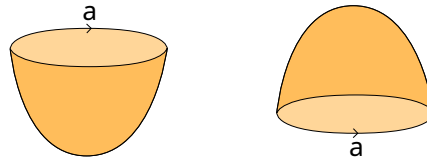
Digon cup and cap:



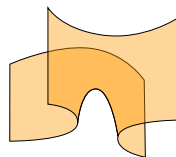
Zip and Unzip:



Cup and Cap:



Saddle:



3. ACTION OF \mathfrak{sl}_2 ON FOAMS

Let \mathfrak{sl}_2 be the Lie algebra over \mathbf{k} generated by symbols $\mathbf{e}, \mathbf{h}, \mathbf{f}$ with the relations

$$[\mathbf{h}, \mathbf{e}] = 2\mathbf{e}, \quad [\mathbf{h}, \mathbf{f}] = -2\mathbf{f}, \quad [\mathbf{e}, \mathbf{f}] = \mathbf{h}.$$

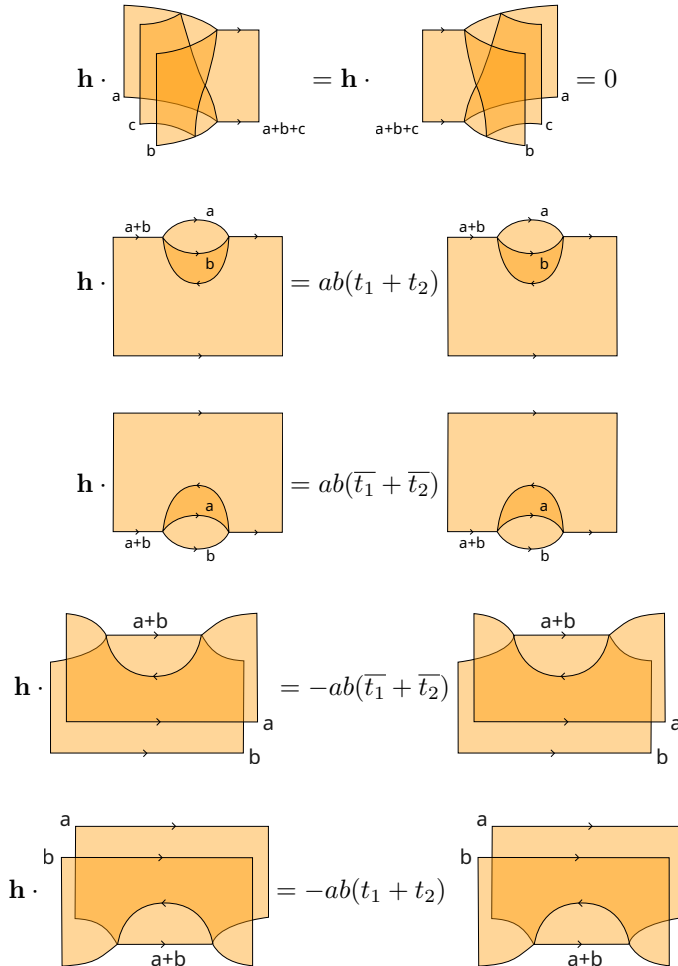
In this section we describe the action of \mathfrak{sl}_2 on foams that was defined in [QRSW23].

Definition 3.1. All generators act as 0 on traces of isotopies. The action of the generators of \mathfrak{sl}_2 is first defined on basic foam, then extended to all foams by the Leibniz rule

Let t_1 and t_2 be two fixed elements from R_N .

\mathbf{e} acts as $-\sum_i \frac{\partial}{\partial x_i}$ on polynomials and as 0 on all other basic foams. \mathbf{h} acts on a polynomial P as $-\text{deg}(P) \cdot P$. \mathbf{f} acts on a polynomial P as $-\sum_i x_i^2 \frac{\partial}{\partial x_i}(P)$.

Otherwise, \mathbf{h} and \mathbf{f} act as follows:



$$\mathbf{h} \cdot \begin{array}{c} \xrightarrow{a} \\ \text{cup} \end{array} = a(N-a) \begin{array}{c} \xrightarrow{a} \\ \text{cup} \end{array}$$

$$\mathbf{h} \cdot \begin{array}{c} \text{cap} \\ \xleftarrow{a} \end{array} = a(N-a) \begin{array}{c} \text{cap} \\ \xleftarrow{a} \end{array}$$

$$\mathbf{h} \cdot \begin{array}{c} \text{hole} \end{array} = -a(N-a) \begin{array}{c} \text{hole} \end{array}$$

$$\mathbf{f} \cdot \begin{array}{c} \text{crossing} \\ \begin{array}{l} \xrightarrow{a} \\ \xrightarrow{c} \\ \xrightarrow{a+b+c} \end{array} \end{array} = \mathbf{f} \cdot \begin{array}{c} \text{crossing} \\ \begin{array}{l} \xrightarrow{a+b+c} \\ \xrightarrow{c} \\ \xrightarrow{a} \end{array} \end{array} = 0$$

$$\mathbf{f} \cdot \begin{array}{c} \text{cup} \\ \begin{array}{l} \xrightarrow{a+b} \\ \xrightarrow{a} \\ \xrightarrow{b} \end{array} \end{array} = -t_1 \begin{array}{c} \text{cup} \\ \begin{array}{l} \xrightarrow{a+b} \\ \xrightarrow{a} \\ \xrightarrow{b} \end{array} \end{array} - t_2 \begin{array}{c} \text{cup} \\ \begin{array}{l} \xrightarrow{a+b} \\ \xrightarrow{a} \\ \xrightarrow{b} \end{array} \end{array}$$

$$\mathbf{f} \cdot \begin{array}{c} \text{cap} \\ \begin{array}{l} \xrightarrow{a+b} \\ \xrightarrow{a} \\ \xrightarrow{b} \end{array} \end{array} = -\bar{t}_1 \begin{array}{c} \text{cap} \\ \begin{array}{l} \xrightarrow{a+b} \\ \xrightarrow{a} \\ \xrightarrow{b} \end{array} \end{array} - \bar{t}_2 \begin{array}{c} \text{cap} \\ \begin{array}{l} \xrightarrow{a+b} \\ \xrightarrow{a} \\ \xrightarrow{b} \end{array} \end{array}$$

$$\mathbf{f} \cdot \begin{array}{c} \text{hole} \\ \begin{array}{l} \xrightarrow{a+b} \\ \xrightarrow{a} \\ \xrightarrow{b} \end{array} \end{array} = \bar{t}_1 \begin{array}{c} \text{hole} \\ \begin{array}{l} \xrightarrow{a+b} \\ \xrightarrow{a} \\ \xrightarrow{b} \end{array} \end{array} + t_2 \begin{array}{c} \text{hole} \\ \begin{array}{l} \xrightarrow{a+b} \\ \xrightarrow{a} \\ \xrightarrow{b} \end{array} \end{array}$$

$$\mathbf{f} \cdot \begin{array}{c} \text{hole} \\ \begin{array}{l} \xrightarrow{a+b} \\ \xrightarrow{a} \\ \xrightarrow{b} \end{array} \end{array} = t_1 \begin{array}{c} \text{hole} \\ \begin{array}{l} \xrightarrow{a+b} \\ \xrightarrow{a} \\ \xrightarrow{b} \end{array} \end{array} + t_2 \begin{array}{c} \text{hole} \\ \begin{array}{l} \xrightarrow{a+b} \\ \xrightarrow{a} \\ \xrightarrow{b} \end{array} \end{array}$$

$$\begin{aligned}
 \mathbf{f} \cdot \begin{array}{c} \xrightarrow{a} \\ \text{cup} \end{array} &= -\frac{1}{2} \begin{array}{c} \xrightarrow{a} \\ \text{cup} \\ \spadesuit_0 \hat{\spadesuit}_1 \end{array} - \frac{1}{2} \begin{array}{c} \xrightarrow{a} \\ \text{cup} \\ \spadesuit_1 \hat{\spadesuit}_0 \end{array} \\
 \mathbf{f} \cdot \begin{array}{c} \text{cup} \\ \xrightarrow{a} \end{array} &= -\frac{1}{2} \begin{array}{c} \text{cup} \\ \xrightarrow{a} \\ \spadesuit_0 \hat{\spadesuit}_1 \end{array} - \frac{1}{2} \begin{array}{c} \text{cup} \\ \xrightarrow{a} \\ \spadesuit_1 \hat{\spadesuit}_0 \end{array} \\
 \mathbf{f} \cdot \begin{array}{c} \text{web} \end{array} &= \frac{1}{2} \begin{array}{c} \text{web} \\ \spadesuit_0 \hat{\spadesuit}_1 \end{array} + \frac{1}{2} \begin{array}{c} \text{web} \\ \spadesuit_1 \hat{\spadesuit}_0 \end{array}
 \end{aligned}$$

3.1. Green Dots and Twists. In order to ensure that the braiding complexes which are defined in the next section are equivariant with respect to the \mathfrak{sl}_2 -action, the action needs to be twisted. These twists are recorded by allowing two types of green dots with k -valued multiplicities as new decorations on webs. When a green dot is found in the source or target of a web, the action of \mathfrak{sl}_2 is modified by adding an extra term. Note that the sign of the extra term differs depending on whether the green dot is in the source or target of the given foam.

Definition 3.2. The action of \mathbf{e} ignores all green dots and the action of \mathbf{h} and \mathbf{f} is defined below:

$$\begin{aligned}
 \mathbf{h} \cdot \begin{array}{c} \lambda \\ \text{web} \end{array} &= \mathbf{h} \cdot \text{web} - \lambda \begin{array}{c} \spadesuit_0 \end{array}, & \mathbf{h} \cdot \begin{array}{c} \text{web} \\ \lambda \end{array} &= \mathbf{h} \cdot \text{web} + \lambda \begin{array}{c} \spadesuit_0 \end{array} \\
 \mathbf{h} \cdot \begin{array}{c} \lambda \\ \text{web} \end{array} &= \mathbf{h} \cdot \text{web} - \lambda \begin{array}{c} \hat{\spadesuit}_0 \end{array}, & \mathbf{h} \cdot \begin{array}{c} \text{web} \\ \lambda \end{array} &= \mathbf{h} \cdot \text{web} + \lambda \begin{array}{c} \hat{\spadesuit}_0 \end{array} \\
 \mathbf{f} \cdot \begin{array}{c} \lambda \\ \text{web} \end{array} &= \mathbf{f} \cdot \text{web} + \lambda \begin{array}{c} \spadesuit_1 \end{array}, & \mathbf{f} \cdot \begin{array}{c} \text{web} \\ \lambda \end{array} &= \mathbf{f} \cdot \text{web} - \lambda \begin{array}{c} \spadesuit_1 \end{array} \\
 \mathbf{f} \cdot \begin{array}{c} \lambda \\ \text{web} \end{array} &= \mathbf{f} \cdot \text{web} + \lambda \begin{array}{c} \hat{\spadesuit}_1 \end{array}, & \mathbf{f} \cdot \begin{array}{c} \text{web} \\ \lambda \end{array} &= \mathbf{f} \cdot \text{web} - \lambda \begin{array}{c} \hat{\spadesuit}_1 \end{array}
 \end{aligned}$$

4. DEFINITION OF LINK HOMOLOGY

4.1. Foam evaluation. The webs and foams above can be naturally assembled into a category. For a foam F embedded in $\mathbf{R}^2 \times [0, 1]$, $F_t = F \cap (\mathbf{R}^2 \times \{t\})$ is a web. Thus any foam can be regarded as a morphism from F_0 to F_1 . Note that this means foams should be read from bottom to top.

Definition 4.1. Let **Foam** be the additive closure of the category where objects are q -degree shifted webs, morphisms are free R -linear combinations of foams, and composition is given by stacking foams.

In [RW20], Robert and Wagner defined a \mathfrak{gl}_N -evaluation of a closed decorated foam F as an element $\langle F \rangle \in R_N$. The exact formula for the evaluation is not important for this paper, but it provides a way to produce a TQFT on **Foam**.

For any web Γ , Robert-Wagner evaluation lets us define an R_N -bilinear form $\langle \cdot; \cdot \rangle_N$ on $\text{Hom}_{\mathbf{Foam}}(\emptyset, \Gamma)$ by

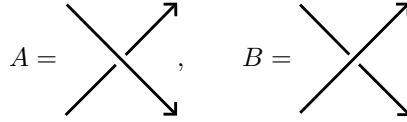
$$\langle F; G \rangle_N = \langle \bar{G} \circ F \rangle_N,$$

where $\bar{G} : \Gamma \rightarrow \emptyset$ is the mirror image of a foam $G : \emptyset \rightarrow \Gamma$.

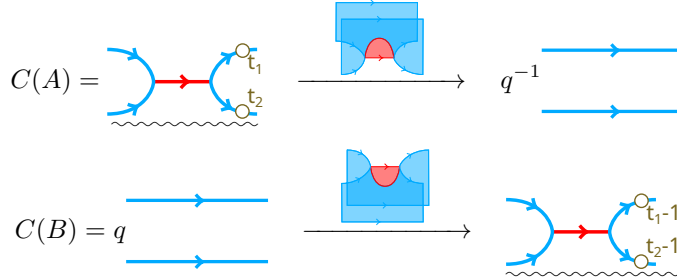
Definition 4.2. For any web Γ , $\mathcal{F}_N(\Gamma) = \mathcal{V}_N(\Gamma)/\text{Ker}\langle \cdot; \cdot \rangle_N$ is called the *state space* of Γ , and by the universal construction it extends to a functor $\mathcal{F} : \mathbf{Foam} \rightarrow R_N\text{-mod}$.

From here on we restrict to the case when $N = 2$ and omit the subscript N when it is clear. For example, R will always refer to R_2 . In diagrams of webs and foams, facets or edges of thickness 1 will be colored blue and facets or edges of thickness 2 will be colored red. On blue facets, n dots will represent the polynomial x^n where x is the single variable allowed on that facet.

4.2. Braiding Complexes. Let A and B denote the right and left crossings respectively:



Link homology is defined by assigning cohomological braiding complexes to the two crossing types:



In both cases the underlined term is in cohomological degree 0.

Definition 4.3. For an arbitrary link L , we define $C(L)$ to be the hypercube of resolutions constructed by taking the tensor product of braiding complexes corresponding to its component crossings. The cohomology of the total complex of $\mathcal{F}(C(L))$ is the cohomology $H(L)$ of the link.

Theorem 4.1. $H(L)$ is an invariant of links and it carries an action of \mathfrak{sl}_2 .

Proof. See [QRSW23]. □

5. COMPUTATION OF $T(2, k)$ HOMOLOGY

Fix $k \geq 2$ and consider the $(2, k)$ -torus link $T_{2,k}$.

5.1. Local Relations. To streamline the computation, we recall a few local relations on foams following [BHPW23]:

Dot Reduction by Symmetric Coefficients:

$$\begin{array}{|c|} \hline \bullet \bullet \\ \hline \end{array} = E_1 \begin{array}{|c|} \hline \bullet \\ \hline \end{array} - E_2 \begin{array}{|c|} \hline \\ \hline \end{array}$$

Dot Migration:

$$\begin{array}{|c|} \hline \text{[Diagram: Red square, blue semi-circle, black dot] \\ \hline \end{array} = E_1 \begin{array}{|c|} \hline \text{[Diagram: Red square, blue semi-circle] \\ \hline \end{array} - \begin{array}{|c|} \hline \text{[Diagram: Red square, blue semi-circle, black dot] \\ \hline \end{array}$$

Neck Cutting:

$$\begin{array}{|c|} \hline \text{[Diagram: Blue cylinder] \\ \hline \end{array} = \begin{array}{|c|} \hline \text{[Diagram: Blue cup with dot] \\ \hline \end{array} + \begin{array}{|c|} \hline \text{[Diagram: Blue cup with dot] \\ \hline \end{array} - E_1 \begin{array}{|c|} \hline \text{[Diagram: Blue cup] \\ \hline \end{array}, \quad \begin{array}{|c|} \hline \text{[Diagram: Red cylinder] \\ \hline \end{array} = - \begin{array}{|c|} \hline \text{[Diagram: Red cup] \\ \hline \end{array}$$

Spheres:

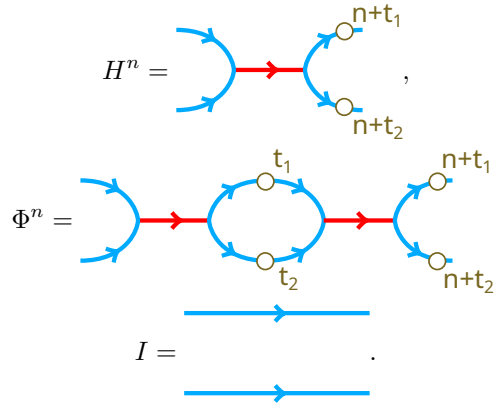
$$\begin{array}{|c|} \hline \text{[Diagram: Blue sphere] \\ \hline \end{array} = 0 \quad \begin{array}{|c|} \hline \text{[Diagram: Blue sphere with dot] \\ \hline \end{array} = 1 \quad \begin{array}{|c|} \hline \text{[Diagram: Red sphere] \\ \hline \end{array} = -1$$

Detachments:

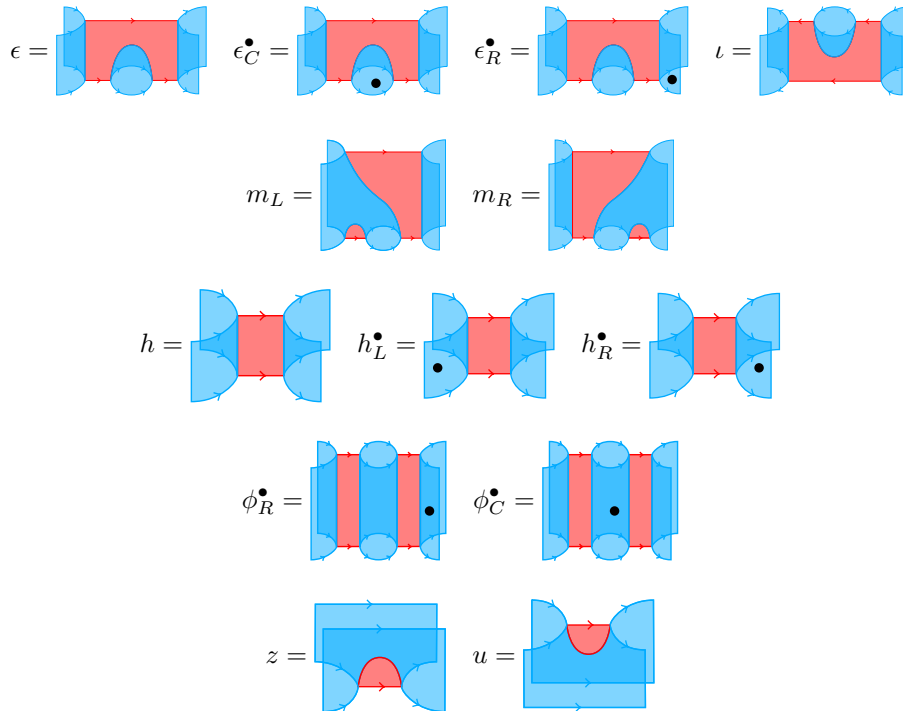
$$\begin{array}{|c|} \hline \text{[Diagram: Red cylinder on blue plane] \\ \hline \end{array} = \begin{array}{|c|} \hline \text{[Diagram: Red cup on blue plane] \\ \hline \end{array}, \quad \begin{array}{|c|} \hline \text{[Diagram: Red rectangle on blue plane] \\ \hline \end{array} = \begin{array}{|c|} \hline \text{[Diagram: Red shape on blue plane] \\ \hline \end{array}$$

5.2. **Special Webs and Foams.** A chain of k many A -crossings will be denoted A_k

The following are distinguished green-dotted webs



The following are distinguished foams between the above webs



5.3. **Computation.** We determine the homology of the $T(2, k)$ link by first determining the complex of a link which contains a chain of half twists. This is accomplished by induction, applying the following two lemmas which reduce the part of the complex corresponding to each crossing in the relative homotopy category.

Lemma 5.1. *The following diagram is \mathfrak{sl}_2 -equivariant, commutative, and has exact columns:*

$$\begin{array}{ccccc}
 qH^1 & \xrightarrow{h_R^\bullet - h_L^\bullet} & q^{-1}H^0 & \xrightarrow{z} & q^{-2}I \\
 \uparrow \epsilon & \begin{bmatrix} m_R \\ m_L \end{bmatrix} & \uparrow \begin{bmatrix} h & -h \end{bmatrix} & & \uparrow id \\
 \Phi^0 & \xrightarrow{\quad} & q^{-1}H^0 \oplus q^{-1}H^0 & \xrightarrow{\begin{bmatrix} z & -z \end{bmatrix}} & q^{-2}I \\
 \uparrow \iota & & \begin{bmatrix} h \\ h \end{bmatrix} & & \uparrow \\
 q^{-1}H^0 & \xrightarrow{h} & q^{-1}H^0 & \xrightarrow{\quad} & \emptyset
 \end{array}$$

Proof. First, we will show equivariance. The foams m_R, m_L and z are all included in braiding complexes and are thus known to be equivariant. The foam h is simply the identity foam and is trivially equivariant. Thus we will only show that ι, ϵ , and $h_R^\bullet - h_L^\bullet$ are equivariant. By the Leibniz rule for any $g \in \mathfrak{sl}_2$, $g \cdot Fx = (g \cdot F)x + F(g \cdot x) = F(g \cdot x)$. Thus a foam F is equivariant if and only if $g \cdot F = 0$ for all $g \in \mathfrak{sl}_2$. The generator \mathbf{e} trivially kills these foams so we only check the generators \mathbf{h} and \mathbf{f} . In the diagrams below we omit green dots which are common to the source and target and put the result of the twisting in the second line.

$\mathbf{h} \cdot \text{foam} = (t_1 + t_2) \text{foam}$
 $\mathbf{f} \cdot \text{foam} = -t_1 \text{foam} - t_2 \text{foam} = 0$
 $\mathbf{f} \cdot \text{foam} = +t_1 \text{foam} + t_2 \text{foam} = 0$

$$\begin{aligned}
 \mathbf{h} \cdot \text{[diagram]} &= (\bar{t}_1 + \bar{t}_2) \text{[diagram]} \\
 &+ t_1 \text{[diagram]} + t_1 \text{[diagram]} - 1 \text{[diagram]} - 1 \text{[diagram]} = 0 \\
 \mathbf{f} \cdot \text{[diagram]} &= -\bar{t}_1 \text{[diagram]} - \bar{t}_2 \text{[diagram]} \\
 &- t_1 \text{[diagram]} - t_2 \text{[diagram]} + \text{[diagram]} + \text{[diagram]} \\
 &= - \text{[diagram]} - \text{[diagram]} \\
 &+ \text{[diagram]} + \text{[diagram]} \\
 &= \text{[diagram]} - E_1 \text{[diagram]} - \text{[diagram]} \\
 &- \text{[diagram]} + E_1 \text{[diagram]} + \text{[diagram]} \\
 &= 0
 \end{aligned}$$

$$\begin{aligned}
 \mathbf{h} \cdot \left(\text{foam}_1 - \text{foam}_2 \right) &= -2 \left(\text{foam}_3 - \text{foam}_4 \right) \\
 &+ \left(\text{foam}_5 - \text{foam}_6 \right) + \left(\text{foam}_7 - \text{foam}_8 \right) \\
 &= 0 \\
 \mathbf{f} \cdot \left(\text{foam}_1 - \text{foam}_2 \right) &= E_1 \text{foam}_3 - E_1 \text{foam}_4 \\
 &- \text{foam}_5 - \text{foam}_6 + \text{foam}_7 + \text{foam}_8 \\
 &= E_1 \text{foam}_3 - E_1 \text{foam}_4 \\
 &+ E_1 \text{foam}_5 - E_1 \text{foam}_6 \\
 &= 0
 \end{aligned}$$

It is easy to see that the bottom left and top right squares are commutative. The commutativity of the top square follows from the neck cutting relation:

$$\text{foam}_1 = \text{foam}_3 + \text{foam}_5 - E_1 \text{foam}_6$$

Lastly, we check exactness of the columns. Since the undotted sphere is equal to 0, the kernel of ϵ consists of the elements of the state space of Φ^0 which have no dots on the inner circle. This is exactly image of ι , so the left column is exact. Since the h foams are identities for H , the middle column is clearly exact. \square

Remark. *The middle row is $C(D_2)$ and the bottom row is acyclic. Thus this lemma gives a simplification of $C(D_2)$ in the relative homotopy category.*

Lemma 5.2. *The following diagram is \mathfrak{sl}_2 -equivariant, commutative, and has exact columns:*

$$\begin{array}{ccccc}
q^k H^k & \xrightarrow{d^{-1}} & q^{k-2} H^{k-1} & \xrightarrow{d^0} & q^{k-4} H^{k-2} \\
\uparrow \epsilon & & \uparrow \begin{bmatrix} h & (-1)^{k-1} h \end{bmatrix} & & \uparrow h \\
q^{k-1} \Phi^{k-1} & \xrightarrow{\begin{bmatrix} \epsilon \tilde{d}^0 \\ m_L \end{bmatrix}} & q^{k-2} H^{k-1} \oplus q^{k-2} H^{k-1} & \xrightarrow{\begin{bmatrix} d^0 & (-1)^{k-1} d^0 \end{bmatrix}} & q^{k-4} H^{k-2} \\
\uparrow \iota & & \uparrow \begin{bmatrix} (-1)^k h \\ h \end{bmatrix} & & \uparrow \\
q^{k-2} H^{k-1} & \xrightarrow{h} & q^{k-2} H^{k-1} & \xrightarrow{\quad} & \emptyset
\end{array}$$

Proof. The bottom left square commutes by the bubble and sphere relations and the top left square commutes by the neck cutting relation. The rest is similar to the preceding lemma. \square

Proposition 5.1. *The complex $C(A_k)$ associated to the diagram with a chain of k half twists is:*

$$0 \rightarrow q^{k-1} \underline{H^{k-1}} \xrightarrow{d^0} q^{k-3} H^{k-2} \xrightarrow{d^1} \dots \xrightarrow{d^{k-3}} q^{-k+3} H^1 \xrightarrow{d^{k-2}} q^{-k+1} H^0 \xrightarrow{d^{k-1}} q^{-k} I \rightarrow 0$$

where $d^{k-1} = z$, $d^{k-j} = h_R^\bullet - h_L^\bullet$ when j is even and $d^{k-j} = h_R^\bullet + h_L^\bullet + E_1 h$ when $j \neq 1$ is odd. The underlined term is in cohomological degree 0.

Proof. The proof follows by induction. The base case $k = 2$ is given by 5.1.

Suppose that the complex $C(A_k)$ is as above. Then the complex $C(A_{k+1})$ is:

$$\begin{array}{ccccccccccc}
0 & \longrightarrow & q^{k-2} H^{k-1} & \xrightarrow{-d^0} & q^{k-4} H^{k-2} & \xrightarrow{-d^1} & \dots & \xrightarrow{-d^{k-2}} & q^{-k} H^0 & \xrightarrow{-d^{k-1}} & q^{-k-1} I & \longrightarrow & 0 \\
& & m_L \uparrow & & m_L \uparrow & & & & m_L \uparrow & & z \uparrow & & \\
0 & \longrightarrow & q^{k-1} \Phi^{k-1} & \xrightarrow{\tilde{d}^0} & q^{k-3} \Phi^{k-2} & \xrightarrow{\tilde{d}^1} & \dots & \xrightarrow{\tilde{d}^{k-2}} & q^{-k+1} \Phi^0 & \xrightarrow{\tilde{d}^{k-1}} & q^{-k} H^0 & \longrightarrow & 0
\end{array}$$

Where $\tilde{d}^{k-1} = m_R$, $\tilde{d}^{k-j} = \phi_R^\bullet - \phi_L^\bullet$ when j is even and $\tilde{d}^{k-j} = \phi_R^\bullet + \phi_L^\bullet + E_1 \phi$, when $j \neq 1$ is odd. These are simply the connected sums of the d^{k-j} foams with the h foam.

Note that by the induction hypothesis, the part of $C(A_k)$ excluding the leftmost term is the complex $q^{-1}C(A_{k-1})$. Thus the portion of the diagram above excluding the leftmost column must be isomorphic to $q^{-1}C(A_k)$. Therefore the entire diagram is isomorphic to:

$$\begin{array}{ccccccc}
0 & \longrightarrow & q^{k-2}H^{k-1} & \xrightarrow{(-1)^{k-1}d^0} & q^{k-4}H^{k-2} & \xrightarrow{d^1} \dots \xrightarrow{d^{k-2}} & q^{-k}H^0 \xrightarrow{d^{k-1}} q^{-k-1}I \longrightarrow 0 \\
& & \uparrow m_L & & \uparrow d^0 & & \\
0 & \longrightarrow & q^{k-1}\Phi^{k-1} & \xrightarrow{\epsilon \tilde{d}^0} & q^{k-2}H^{k-1} & &
\end{array}$$

The final square is the middle row of the diagram in 5.2 so in the relative homotopy category, the diagram is isomorphic to:

$$0 \rightarrow q^k \widetilde{H}^k \xrightarrow{d^{-1}} q^{k-2}H^{k-1} \xrightarrow{d^0} q^{k-4}H^{k-2} \xrightarrow{d^1} \dots \xrightarrow{d^{k-2}} q^{-k}H^0 \xrightarrow{d^{k-1}} q^{-k-1}I \rightarrow 0$$

After reindexing, this is the desired complex for $C(D_{k+1})$.

□

Now we consider the case when the chain D_k is a part of a $(2, k)$ -torus link. The web I is replaced by a pair of oppositely oriented circles which we will denote $O \otimes O$, and each H is replaced by the theta web:

$$\Theta = \begin{array}{c} \text{blue circle} \\ \text{red arrow} \\ \text{blue circle} \end{array} \quad \Theta^n = \begin{array}{c} \text{blue circle} \\ \text{red arrow} \\ \text{blue circle} \\ \text{orange circles } n+t_1, n+t_2 \end{array}$$

The foam h is replaced with the theta foam, and the foams h_L^\bullet and h_R^\bullet are replaced by the same dotted theta foam:

$$\theta = \begin{array}{c} \text{blue cup} \\ \text{red line} \end{array} \quad \theta^\bullet = \begin{array}{c} \text{blue cup} \\ \text{red line} \\ \text{black dot} \end{array}$$

Finally, the zip foam z is replaced by a singular pair of pants:

$$p = \begin{array}{c} \text{blue pair of pants} \end{array}$$

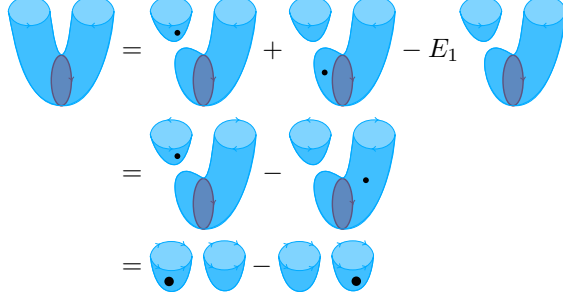
Now the differentials collapse so that $d^{k-1} = p$, $d^{k-j} = 0$ when j is even, and $d^{k-j} = 2\theta^\bullet - E_1\theta$ when $j \neq 1$ is odd:

$$0 \rightarrow q^{k-1}\Theta^{k-1} \xrightarrow{d^0} \dots \xrightarrow{0} q^{-k+5}\Theta^2 \xrightarrow{2\theta^\bullet - E_1\theta} q^{-k+3}\Theta^1 \xrightarrow{0} q^{-k+1}\Theta^0 \xrightarrow{p} q^{-k}O \otimes O \rightarrow 0$$

The state spaces for O and Θ are generated by their dotted and undotted cup foams:

$$\theta_i = \begin{array}{c} \text{blue cup} \\ \text{red line} \end{array} \quad \theta_i^\bullet = \begin{array}{c} \text{blue cup} \\ \text{red line} \\ \text{black dot} \end{array} \quad o_i = \begin{array}{c} \text{blue cup} \end{array} \quad o_i^\bullet = \begin{array}{c} \text{blue cup} \\ \text{black dot} \end{array}$$

To determine the action of $d^{-1} = p$ on this basis for Θ^0 we first simplify the following foam:



This determines the following action on our basis:

$$\begin{aligned}\theta_\iota &\mapsto o_\iota^\bullet \otimes o_\iota - o_\iota \otimes o_\iota^\bullet \\ \theta_\iota^\bullet &\mapsto o_\iota^\bullet \otimes o_\iota^\bullet - E_1 o_\iota \otimes o_\iota^\bullet + E_2 o_\iota \otimes o_\iota\end{aligned}$$

The kernel is clearly trivial, and the cokernel is freely generated by $o_\iota \otimes o_\iota$ and $o_\iota^\bullet \otimes o_\iota$ which have unshifted q -degree -2 and 0 respectively. Thus $H^k(T_{2,k}) = q^{-2-k}R \oplus q^{-k}R$

For odd j , $d^{-j} = 2\theta^\bullet - E_1 h$ acts on the basis for θ^{j-1} by:

$$\begin{aligned}\theta_\iota &\mapsto 2\theta_\iota^\bullet - E_1 \theta_\iota \\ \theta_\iota^\bullet &\mapsto E_1 \theta_\iota^\bullet - 2E_2 \theta_\iota\end{aligned}$$

If $a\theta_\iota + b\theta_\iota^\bullet$ were in the kernel, then $2a = -E_1 b$ and $E_1 a = -2E_2 b$. These relations imply $E_1^2 b = 4E_2 b$. Since E_1 and E_2 are independent, $b = 0$ and thus $a = 0$. Thus the kernel is trivial so $H^{k-j}(T_{2,k}) = 0$ for all odd $j \neq 1$.

The cokernel of d^{k-j} is generated by θ_ι and θ_ι^\bullet with the relations $E_1 \theta_\iota = 2\theta_\iota^\bullet$ and $2E_2 \theta_\iota = E_1 \theta_\iota^\bullet$. Since we require 2 to be invertible in the base ring, this reduces to a single generator θ_ι with unshifted q -degree -1 modulo the relation $(E_1^2 - 4E_2)\theta_\iota = 0$. Recalling the q -shift applied to the term at this cohomology degree: $H^{k-j+1}(T_{2,k}) = q^{-k+2j-2}k[E_1, E_2]/\langle E_1^2 - 4E_2 \rangle$.

Proposition 5.2. *As a graded $k[E_1, E_2]$ -module*

$$\begin{aligned}H^k(T_{2,k}) &\cong q^{-k-2}k[E_1, E_2] \oplus q^{-k}k[E_1, E_2] \\ H^{k-j}(T_{2,k}) &\cong 0 \text{ for all odd } j \neq 1 \\ H^{k-j}(T_{2,k}) &\cong q^{-k+2j-2}k[E_1, E_2]/\langle E_1^2 + 4E_2 \rangle \text{ for all even } 0 < j < k \\ H^0(T_{2,k}) &\cong q^{k-2}k[E_1, E_2] \oplus q^k k[E_1, E_2] \text{ if } k \text{ is even}\end{aligned}$$

6. ACTION OF \mathfrak{sl}_2

We let \mathfrak{sl}_2 act on the ring $R = k[E_1, E_2]$ of symmetric polynomials by:

$$\begin{aligned}\mathbf{e} \cdot E_1 &= -2 & \mathbf{e} \cdot E_2 &= -E_1 \\ \mathbf{h} \cdot E_1 &= -2E_1 & \mathbf{h} \cdot E_2 &= -4E_2 \\ \mathbf{f} \cdot E_1 &= E_1^2 - 2E_2 & \mathbf{f} \cdot E_2 &= E_1 E_2\end{aligned}$$

This action comes from the action of the Lie algebra \mathfrak{M} generated by symbols $(L_n)_{n \in \mathbf{Z}}$ subject to the relations $[L_n, L_m] = (n - m)L_{m+n}$ for all $n, m \in \mathbf{Z}$. \mathfrak{M} acts on a polynomial $Q \in k[x_1, \dots, x_N]$ by

$$L_n \cdot Q = - \sum_{i=1}^k x_i^{n+1} \frac{\partial Q}{\partial x_i}$$

The action of \mathfrak{sl}_2 defined on the ring R above comes from the identifications

$$\begin{aligned} E_1 &= X_1 + X_2, & E_2 &= X_1 X_2, \\ \mathbf{e} &= L_{-1}, & \mathbf{h} &= 2L_0, & \mathbf{f} &= -L_1 \end{aligned}$$

Now we can compute the action of \mathfrak{sl}_2 on the generators of cohomology. In what follows we will replace normalize the homology $H^*(T_{2,k})$ by replacing it with $q^k H^*(T_{2,k})$. In the shifted case, \mathbf{h} always acts by multiplying by the negative degree of a vector. This has the advantage that the graded dimensions of the homology as a vector space coincide with the dimensions of its weight space decomposition.

We analyze the \mathfrak{sl}_2 structure one cohomological degree at a time. Cohomology degree k is generated by $o_l \otimes o_l$ and $o_l^\bullet \otimes o_l$ which have q -degree -2 and 0 respectively. The generators of \mathfrak{sl}_2 act as follows:

$$\begin{aligned} \mathbf{e}(o_l \otimes o_l) &= 0 & \mathbf{e}(o_l^\bullet \otimes o_l) &= -o_l \otimes o_l \\ \mathbf{h}(o_l \otimes o_l) &= 2o_l \otimes o_l & \mathbf{h}(o_l^\bullet \otimes o_l) &= 0 \\ \mathbf{f}(o_l \otimes o_l) &= -E_1 o_l \otimes o_l & \mathbf{f}(o_l^\bullet \otimes o_l) &= -E_2 o_l \otimes o_l \end{aligned}$$

Now we will determine the graded dimension of $H^k(T_{2,k})$. An arbitrary polynomial ring $k[x]$ where $\deg(x) = n$, has graded dimension

$$1 + q^n + q^{2n} + q^{3n} + \dots = \frac{1}{1 - q^n}$$

Since $gdim(E_1) = 2$ and $gdim(E_2) = 4$,

$$gdim(k[E_1, E_2]) = gdim(k[E_1]) \cdot gdim(k[E_2]) = \frac{1}{1 - q^2} \cdot \frac{1}{1 - q^4}$$

Finally,

$$\begin{aligned} gdim(q^{-2}k[E_1, E_2] \oplus k[E_1, E_2]) &= \frac{q^{-2}}{(1 - q^2)(1 - q^4)} + \frac{1}{(1 - q^2)(1 - q^4)} \\ &= q^{-2} \frac{1 + q^2}{(1 - q^2)(1 - q^4)} \\ &= q^{-2} \frac{1}{(1 - q^2)^2} \\ &= q^{-2} + 2q^0 + 3q^2 + 4q^4 + \dots \end{aligned}$$

Now we can read off $dim(A_\lambda) = -\lambda/2 + 2$ for all even weights $\lambda \leq 2$. For any weight λ , the operator \mathbf{e} maps the weight space A_λ to $A_{\lambda+2}$. Since $dim(A_\lambda) = dim(A_{\lambda+2}) + 1$, \mathbf{e} has a non trivial kernel in each A_λ and thus a highest weight vector v_λ in every weight. Let S_λ be the \mathfrak{sl}_2 -submodule generated by v_λ . For weights $\lambda \leq -2$, S_λ is the Verma module $M(\lambda)$.

Recall that an irreducible \mathfrak{sl}_2 -module with highest weight $\lambda \geq 0$ can only be in extension with a module with highest weight $-\lambda - 2$. The highest weight of the entire module A is 2, thus for $\lambda \leq 6$, none of the submodules isomorphic to $M(-\lambda)$ can be in extension with any other submodule. However, submodules of weights 2 and be in extension with those of weight -4 and submodules of weight 0 can be in extension with those of weight -2 . Therefore we need to examine these weights more carefully.

By manipulating q -degrees, we can produce the following bases which will be helpful when searching for vectors with a desired action under \mathfrak{sl}_2 .

$$\begin{aligned} A_2 &= \langle o_i \otimes o_i \rangle \\ A_0 &= \langle E_1 o_i \otimes o_i, o_i^\bullet \otimes o_i \rangle \\ A_{-2} &= \langle E_1^2 o_i \otimes o_i, E_1 o_i^\bullet \otimes o_i, E_2 o_i \otimes o_i \rangle \\ A_{-4} &= \langle E_1 E_2 o_i \otimes o_i, E_1^3 o_i \otimes o_i, E_1^2 o_i^\bullet \otimes o_i, E_2 o_i^\bullet \otimes o_i \rangle \end{aligned}$$

To begin, we can find lowest weight vectors in each of the above weights:

$$\begin{aligned} v_2 &= o_i \otimes o_i \\ v_0 &= E_1 o_i \otimes o_i - 2o_i^\bullet \otimes o_i \\ v_{-2} &= E_1^2 o_i \otimes o_i - 4E_2 o_i \otimes o_i \\ v_{-4} &= E_1^3 o_i \otimes o_i - 4E_1 E_2 o_i \otimes o_i - 2E_1^2 o_i^\bullet \otimes o_i + 8E_2 o_i^\bullet \otimes o_i \end{aligned}$$

Simple computations show that S_2 and S_0 are isomorphic to the finite dimensional simple modules $L(2)$ and $L(0)$.

$$\begin{aligned} v_2 &= o_i \otimes o_i \\ \mathbf{f}v_2 &= -E_1 o_i \otimes o_i \\ \mathbf{f}^2 v_2 &= 2E_2 o_i \otimes o_i \\ \mathbf{f}^3 v_2 &= 0 \\ v_0 &= E_1 o_i \otimes o_i - 2o_i^\bullet \otimes o_i \\ \mathbf{f}v_0 &= 0 \end{aligned}$$

Therefore the only submodule with highest weight 0, and thus the only submodule that S_{-2} can only be in extension with, is $S_0 \cong L(0)$. Only the action of \mathbf{e} increases weights, but it kills the vectors in S_0 which have weight $-2 = 0 - 2$. Thus S_{-2} cannot be in extension with any other submodule. For the same reason, S_{-4} cannot be in extension with $S_2 \cong L(2)$, the only submodule with highest weight 2.

However, in weight -2 , we also find the vector

$$w_{-2} = E_1^2 o_i \otimes o_i - 2E_1 o_i^\bullet \otimes o_i$$

with the property $\mathbf{e}w_{-2} = v_0$. Now we must determine the module structure generated by v_0 and w_{-2} . If we quotient $\mathcal{U}(\mathfrak{sl}_2)\langle v_0, w_{-2} \rangle$ by $\langle v_0 \rangle \cong S_0 \cong L(0)$, then we are left with the Verma module $M(-2)$ giving us a short exact sequence

$$0 \rightarrow L(0) \rightarrow \mathcal{U}(\mathfrak{sl}_2)\langle v_0, w_{-2} \rangle \rightarrow M(-2) \rightarrow 0$$

which presents $\mathcal{U}(\mathfrak{sl}_2)\langle v_0, w_{-2} \rangle$ as an extension of $M(-2)$ by $L(0)$. There is a unique such non-trivial extension, $M^*(0)$, so $\mathcal{U}(\mathfrak{sl}_2)\langle v_0, w_{-2} \rangle$ must be isomorphic to it.

Similarly, we can find a weight -4 vector w_{-4} such that $\mathbf{e}w_{-4} = 3\mathbf{f}^3v_2$:

$$w = E_1^3 o_l \otimes o_l - 4E_1 E_2 o_l \otimes o_l - 4E_1^2 o_l^\bullet \otimes o_l + 10E_2 o_l^\bullet \otimes o_l$$

Again we can analyze the structure of the submodule generated by v_2 and w_{-4} by a short exact sequence:

$$0 \rightarrow L(2) \rightarrow \mathcal{U}(\mathfrak{sl}_2)\langle v_2, w_{-4} \rangle \rightarrow M(-4) \rightarrow 0$$

$M^*(2)$ is the unique such extension between $M(-4)$ and $L(2)$.

As an \mathfrak{sl}_2 -module:

$$H^k(T_{2,k}) \cong M^*(2) \oplus M^*(0) \oplus \bigoplus_{r=2}^{\infty} M(-2r)$$

Next, we analyze the structure of $H^{k-j}(T_{2,k})$ for $0 < j < k$ even. The state space of Θ^{j-1} has a single generator θ_l which has q -degree $2j - 2$. The action of \mathfrak{sl}_2 is as follows:

$$\begin{aligned} \mathbf{e}(\theta_l) &= 0 \\ \mathbf{h}(\theta_l) &= -2(j-1)\theta_l \\ \mathbf{f}(\theta_l) &= E_1(j-1)\theta_l \end{aligned}$$

Since j is at least 2, the height weight of these modules are at most -2 . Thus as an \mathfrak{sl}_2 -module

$$H^{k-j}(T_{2,k}) \cong M(-2j+2)$$

Finally, if k is even, then $H^0(T_{2,k})$ is the state space of $q^{2k-1}\Theta^{k-1}$. As a vector space it is generated by θ_l and θ_l^\bullet which have q -degrees $2k - 2$ and $2k$ respectively. The action is as follows:

$$\begin{aligned} \mathbf{e}(\theta_l) &= 0 & \mathbf{e}(\theta_l^\bullet) &= -\theta_l \\ \mathbf{h}(\theta_l) &= -2(k-1)\theta_l & \mathbf{h}(\theta_l^\bullet) &= -2k\theta_l^\bullet \\ \mathbf{f}(\theta_l) &= E_1(k-1)\theta_l & \mathbf{f}(\theta_l^\bullet) &= E_1 k \theta_l^\bullet - E_2 \theta_l \end{aligned}$$

Just as we determined $gdim(H^k(T_{2,k})) = \frac{q^{-2}}{(1-q^2)^2}$,

$$gdim(H^0(T_{2,k})) = q^{2k-2} \frac{1}{(1-q^2)^2} = q^{2k-2} + 2q^{2k} + 3q^{2k+2} + 4q^{2k+4} + \dots$$

The relation between dimensions of weight spaces are the same as in cohomology degree 0, so we also have a highest weight vector in each weight space. However, the highest weight is $-2k + 2$ which is negative as long as $k \geq 2$. Thus every highest weight vector generates a Verma module and there are no extensions between them.

Theorem 6.1. Fix $k \geq 2$ and consider the $(2, k)$ -torus link $T_{2,k}$. As an \mathfrak{sl}_2 -module and forgetting the q -grading

$$H^k(T_{2,k}) \cong M^*(2) \oplus M^*(0) \oplus \bigoplus_{r=1}^{\infty} M(-2r)$$

$$H^{k-j}(T_{2,k}) \cong 0 \text{ for all odd } j \neq 1$$

$$H^{k-j}(T_{2,k}) \cong M(-2j+2) \text{ for all even } 0 < j < k$$

$$H^0(T_{2,k}) \cong \bigoplus_{r=k-1}^{\infty} M(-2r) \text{ if } k \text{ is even}$$

Remark. When defining the \mathfrak{sl}_2 action we needed to fix two parameters t_1 and t_2 from our base field. The homology of all $(2, k)$ -torus links is independent of these parameters, but it is unclear if this is the case in general.

REFERENCES

- [BHPW23] Anna Beliakova et al. “On the functoriality of \mathfrak{sl}_2 tangle homology”. In: *Algebraic & Geometric Topology* 23.3 (June 2023), pp. 1303–1361. DOI: 10.2140/agt.2023.23.1303. URL: <https://doi.org/10.2140/2Fagt.2023.23.1303>.
- [Bla14] Christian Blanchet. “An oriented model for Khovanov homology”. In: (2014). arXiv: 1405.7246 [math.GT].
- [Cap07] Carmen Caprau. *An $sl(2)$ tangle homology and seamed cobordisms*. 2007. arXiv: 0707.3051 [math.GT].
- [CMW09] David Clark, Scott Morrison, and Kevin Walker. “Fixing the functoriality of Khovanov homology”. In: *Geometry & Topology* 13.3 (Mar. 2009), pp. 1499–1582. DOI: 10.2140/gt.2009.13.1499. URL: <https://doi.org/10.2140/2Fgt.2009.13.1499>.
- [Kho99] Mikhail Khovanov. *A categorification of the Jones polynomial*. 1999. arXiv: math/9908171 [math.QA].
- [KR04] Mikhail Khovanov and Lev Rozansky. “Matrix factorizations and link homology”. In: (2004). arXiv: math/0401268 [math.QA].
- [KR16] Mikhail Khovanov and Lev Rozansky. “Positive half of the Witt algebra acts on triply graded link homology”. In: *Quantum Topology* 7.4 (2016), pp. 737–795. DOI: 10.4171/QT/84. arXiv: 1305.1642 [math.QA].
- [QRSW22] You Qi et al. *Symmetries of \mathfrak{gl}_N -foams*. 2022. arXiv: 2212.10106 [math.GT].
- [QRSW23] You Qi et al. *Symmetries of equivariant Khovanov-Rozansky homology*. 2023. arXiv: 2306.10729 [math.GT].
- [RW18] Louis-Hadrien Robert and Emmanuel Wagner. “A closed formula for the evaluation of \mathfrak{sl}_N -foams”. In: *Quantum Topology* 11.3 (2018), pp. 411–487. DOI: 10.4171/QT/139. arXiv: 1702.04140 [math.QA].
- [San21] Taketo Sano. “Fixing the functoriality of Khovanov homology: A simple approach”. In: *Journal of Knot Theory and Its Ramifications* 30.11 (Oct. 2021). DOI: 10.1142/s0218216521500747. URL: <https://doi.org/10.1142/2Fs0218216521500747>.