

Cross-Element Combinatorial Selection for Multi-Element Creative in Display Advertising

Wei Zhang, Ping Zhang, Jian Dong, Yongkang Wang,
Pengye Zhang, Bo Zhang, Xingxing Wang, Dong Wang
{zhangwei180,zhangping18,dongjian03,wangyongkang03}@meituan.com
{zhangpengye,zhangbo126,wangxingxing04,wangdong07}@meituan.com
Meituan
Beijing, China

ABSTRACT

The effectiveness of ad creatives is greatly influenced by their visual appearance. Advertising platforms can generate ad creatives with different appearances by combining creative elements provided by advertisers. However, with the increasing number of ad creative elements, it becomes challenging to select a suitable combination from the countless possibilities. The industry’s mainstream approach is to select individual creative elements independently, which often overlooks the importance of interaction between creative elements during the modeling process. In response, this paper proposes a Cross-Element Combinatorial Selection framework for multiple creative elements, termed CECS. In the encoder process, a cross-element interaction is adopted to dynamically adjust the expression of a single creative element based on the current candidate creatives. In the decoder process, the creative combination problem is transformed into a cascade selection problem of multiple creative elements. A pointer mechanism with a cascade design is used to model the associations among candidates. Comprehensive experiments on real-world datasets show that CECS achieved the SOTA score on offline metrics. Moreover, the CECS algorithm has been deployed in our industrial application, resulting in a significant 6.02% CTR and 10.37% GMV lift, which is beneficial to the business.

CCS CONCEPTS

• **Information systems** → **Display advertising; Recommender systems; Ad Creative.**

KEYWORDS

Ad Creative, Creative Selection, Creative Interaction

1 INTRODUCTION

In recent years, we have witnessed a growing business in online display advertising and its importance for Internet service providers. Image ads are the most widely used format since they are more compact, intuitive, and comprehensible. In the image of the advertisement, aka an *ad creative*, there may be background pictures, item descriptions, promotional texts, and other creative elements. And different combinations can quite vary in Click-Through Rate(CTR)[1, 10]. Therefore, it is of great value to platforms to study how to improve the visual effect of creatives.

With the increase of creative elements, it has become an emerging trend to investigate how to combine creative elements to make a better appearance and thus maximize the effectiveness of ads[3]. However, the difficulty lies in the exponential growth in the number

of candidate combinations. For example, a creative that contains three elements would involve $N_1 * N_2 * N_3$ possible elements combinations. More generally, assuming that there are M types of creative elements, each with an average of N candidates, the complexity of the problem is N^M . Moreover, as new creative elements are added, the number of possible combinations will increase rapidly, making it difficult to apply complex models to creative selection tasks.

Traditionally, to deal with online performance issues caused by the excessive number of creative combinations, the creative selection is performed offline[5], thereby reducing the number of online candidates. However, the offline selection of creatives lacks the awareness of online request-level data. Therefore, some online strategies are applied, such as popularity, and preferences[14]. However, this method requires time to accumulate online feedback. Meanwhile, some studies have attempted to classify creative elements into different types and estimate using multi-task click-through-rate(CTR) models, and then combine the elements that are estimated by different task towers[11]. This method solves the problem of the combinatorial explosion. The complexity here is reduced from N^M to $N * M$. But for these multi-task learning routes, the cross-category interactions are not fully captured.

To this end, we propose a Cross-Element Combinatorial Selection framework for multiple creative elements, named CECS. To capture the association between different types of creative elements, a cross-element interaction method is applied to adjust the expression of every single creative element. We further designed a cascade element selection to transform the creative combination problem into a cascade selection problem. Experimental results show that the method has a significant improvement compared with the baselines, indicating that the method can select better combinations of candidate elements. Through online real-world experiments, it is demonstrated that the method can improve the CTR and GMV, which means the selected advertisements are appealing to the users.

To summarize, the contribution of this paper can be described as follows:

- We propose a cross-element interaction to tackle the relationship between different creative elements. Since the modal and information may vary, we adopt multiple attention mechanisms between each pair of creative types.
- We transform the creative combination problem into a cascade selection problem, the creative elements information is passed through the cascade design, so that the association in ad creatives can be integrated.

- We evaluate the proposed model on real-world datasets. The offline statistics and the online feedback indicate the strong practical value of the algorithm in the industry.

2 METHODOLOGY

We first define the concepts and issues involved in this paper, then give corresponding explanations for the details of the different modules in the architecture.

2.1 Problem Setup

Definition 1. Creative Optimization. Given a user and the candidate creative elements, the goal of creative optimization is to find the best combination of creative elements, so as to maximize the probability of being clicked/satisfied by the user, denoted as follows:

$$\text{maximize } P(A, \text{label} = 1 | C, u; \Theta) \quad (1)$$

where A means an ad creative combination and C is the set of candidate elements, $\text{label} = 1$ indicates the positive feedback from the user u , e.g. click behavior in advertising, and Θ is the model parameter to be optimized.

In real industrial scenarios, the creative elements in an ad may have multiple categories, e.g., banners, description texts, shop names, etc. Every element may contribute to the click behavior, so a design to fully explore the relationships is necessary.

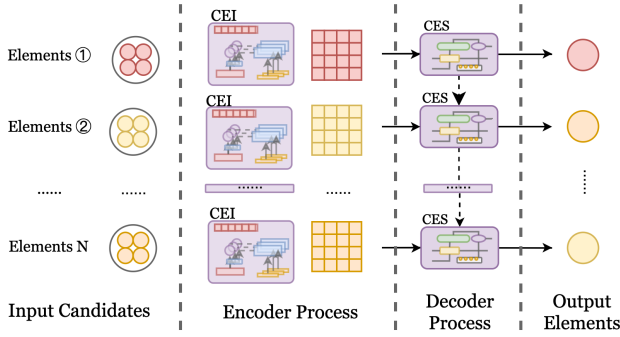


Figure 1: An example of the creative selection problem with N types of creatives. The CEI and CES components are applied as the encoder process and the decoder process to capture the relationships.

2.2 Model Overview

In this section, we provide an overview of the model. The overall structure of CECS is shown in Figure 1, which follows an encoder-decoder process design. In the encoder process, the model processes candidate creative elements in a Cross-Element Interaction (CEI), with the goal of obtaining creative elements that contain rich interaction information. In the decoder process, creative elements are sequentially estimated using a Cascade-Element Selection (CES), resulting in a combined ad.

In this way, it is no longer necessary to enumerate every creative combination (N^M solutions), but only to estimate the creative elements sequentially through the model ($N * M$ solutions). The inner

relationship between categories is expected to be captured by the model, which will be discussed later.

2.3 Cross-Element Interaction

In an advertisement, every creative element contributes to the final click behavior of a user, since different types of elements may be related to each other at the semantic or vision level. Traditionally, the elements are modeled separately, and the relationships that lie between different creative elements are often overlooked, which is the key point this chapter addresses.

In order to better integrate the relationships, we apply a simple but efficient way to combine information from all categories, so that the cross-category relationships can be captured. Inspired by the design of the parameter personalized network[2], we adopt a similar interaction way, as is shown in Figure 2.

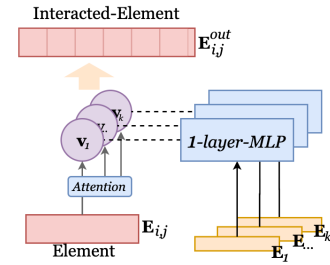


Figure 2: An illustration of procession for a single creative element in the CEI component. The result representation integrates information from all creative categories.

Firstly, we compute the central representation of each category of candidate creative elements, which is shown as follows:

$$E_i = \frac{1}{N_i} \sum_{j=1}^{N_i} E_{i,j} \quad (2)$$

where $E_{i,j}$ represents the embedding of the j -th element of the i -th creative category, N_i means the number of items of the i -th creative category. For short, the central representation is the mean pooling among the specific category. Later, we adopt a 1-layer-MLP to transform its semantic, i.e., $v_i = MLP(E_i)$, and the dimension is made consistent with the original representation.

Then, for each candidate's creative element $E_{i,j}$, we use the attention method to calculate the relationship with every transformed central representation v_i . Here the attention mechanism is applied to weight the importance of the different categories of creative elements, as is shown:

$$E_{i,j}^{out} = \sum_{i=1}^k \text{softmax}\left(\frac{v_i^T E_{i,j}}{\sqrt{d_{dim}}}\right) E_{i,j} \quad (3)$$

where k is the total number of creative category, d_{dim} is the dimension of the embedding, $E_{i,j}$ is a creative element of j -th category, v_i is the central representation of the i -th creative category, and $E_{i,j}^{out}$ is the output representation of the creative.

In this way, it is possible to get the encoded creatives containing interacted features by explicitly integrating the attention mechanism.

2.4 Cascade-Element Selection

The prediction process of creative optimization has two characteristics: **1)** the output is derived from the input, i.e., the predicted creative elements are derived from the candidate ones. **2)** There are relations among the estimated creative elements, which makes it necessary to estimate in a sequential manner. The pointer network mechanism [15] is a method of selecting from existing candidate solutions, and we adopt and extend it here.

The module Cascade-Element Selection (CES for short) estimates creative elements step-by-step, so a cascade structure is applied here, as shown in Figure 3. One of the key points is that in the i -th prediction process, the prediction status of $(i-1)$ -th needs to be considered. Therefore, The Gate Recurrent Unit [6] (GRU for short) structure is included in the CES. The hidden vector of GRU (also called the state vector in some scenarios) named h_i represents the predicted state of $(i-i)$ -th elements that will be transferred to the next CES unit, so the inter-relationship between output elements can be integrated.

In the i -th step of the decoder, i.e., predicting the creative element of the i -th category, the hidden vector h_{i-1} and \hat{y}_{i-1} in the previous CES are fed into the current CES, as is shown in eq(4):

$$\begin{aligned} \mathbf{h}_i &= GRU(\hat{y}_{i-1}, \mathbf{h}_{i-1}) \\ \hat{y}_i &= \sum_{j=1}^{N_i} softmax\left(\frac{\mathbf{h}_i^T \mathbf{E}_{i,j}}{\sqrt{d_{dim}}}\right) \mathbf{E}_{i,j} \end{aligned} \quad (4)$$

where h_i is the output of the GRU unit function annotated as GRU , \hat{y}_{i-1} and h_{i-1} are the previous output and state respectively, N_i is the number of the i -th candidates, $\mathbf{E}_{i,j}$ is the interacted representation of the candidate creative elements of the i -th category. For the output vector of the GRU, an attention mechanism is applied to calculate the probability among the encoded creative elements. Then we get the probability distribution over the candidates.

Finally, the index of the output creative element \hat{y}_i among candidates is used. Pick up the corresponding index in the candidate's creative elements, and the solution of the i -th creative element can be obtained.

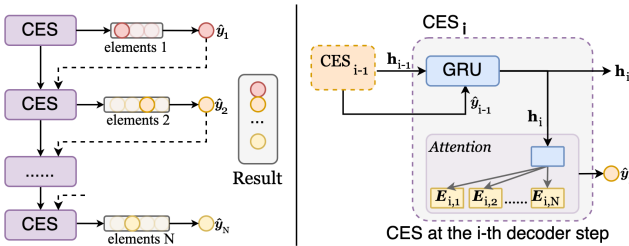


Figure 3: A single step of the cascade-element selection. The creative information is transferred through the hidden vector along the GRU cells.

The above process repeats k times to predict every creative element, and the creative information is cascaded to the next pointer until the final creative element is predicted. Particularly, the encoded representation of the total candidates is used for the first CES unit, which acts as the overall upstream for the decoder. In this way,

the cascade-element selection models the interactive relationship between different types of creative elements.

2.5 Model Loss and Optimization

The estimated creative elements are derived from the input, so we model the output probability of each cascade-element selection. Therefore, we use cross-entropy to model the loss of one type of creative element, as is shown below:

$$Loss_i = -y_j \log(\hat{y}_j) \quad (5)$$

where $Loss_i$ is the loss for the i -th category, y_i and \hat{y}_i are the ground truth and predicted result for the i -th category respectively.

The different categories of creative elements may result in different promotional and visual effects, so the loss of different creative elements may have a large variance. Therefore, we adopt the idea of uncertainty modeling [8] to provide adaptive weight coefficients for the selection process of different types of creative elements. In this way, the human parameter tuning process can be reduced and better-weighted loss can be learned, shown as follows:

$$Loss_{total} = \sum_{i=1}^k \left(\frac{1}{\sigma_i^2} Loss_i + \log \sigma_i^2 \right) \quad (6)$$

where k is the total number of creative categories, σ_i is the corresponding learnable weight, and $Loss_i$ is the loss of the i -th predicted creative element. In this way, the loss of multiple creative elements can be adaptively adjusted.

3 EXPERIMENTS

We conduct several groups of experiments to verify the model proposed, with the purpose of answering the following research questions:

RQ1 Does our proposed method outperform the baseline methods in the creative element selection problem?

RQ2 How do the two modules in the model work for modeling the relationship between creative elements?

RQ3 How does the model perform when deployed online?

3.1 Datasets and Evaluation

3.1.1 Datasets. Since there doesn't exist an off-the-shelf benchmark dataset for such creative selection tasks, we construct our dataset from real data online. Firstly, we set up a small amount of random traffic online, i.e., creative elements are randomly combined by type, so that we can obtain an unbiased copy of user preference data.

In our scenario, an ad is composed of a banner background image, a main title, and a sub-title, so the creative type is 3, i.e. $k = 3$. Finally, we collect a total number of 7.4 million samples, containing 5,494,110 users and 157,611 shops. We use 90% of the data for training and the rest for testing. And we truncate each type of the creative elements sequences length of each shop to 5 uniformly, that is, up to $125(5^3)$ potential creative combinations are considered for each shop.

3.1.2 Evaluation Metrics. For evaluation, traditional ranking evaluation metrics such as nDCG, MAP are not suitable, because this is

a combinatorial modeling problem. We focus on the "best combination" of a desired advertisement, and the evaluation of creative combination needs to be considered in a holistic way.

Hit Ratio (HR). Hit ratio is a recall-based evaluation metric that measures how much the real creative elements in an ad overlap with the predicted elements. The formula is shown as follows:

$$HR = \frac{\sum_{i=1}^k w_i |C_p \cap C_g|}{\sum_{i=1}^k w_i |C_p \cup C_g|} \quad (7)$$

where k is the number of creative element types, C_p and C_g are the predicted result and the ground truth respectively, w_i indicates different weights for creative elements.

Precision (PR). The concept of precision is defined as whether the actually clicked (positive sample) creative element is also included in the estimated ad creative containing k creative elements, formulated as follows:

$$PR = \sum_{i=1}^k w_i I(c_i \in C_g) \quad (8)$$

where k is the number of creative element types, w_i is the weight parameter for each type of creative element, $I(\cdot) \in \{0, 1\}$ is the indicator function.

In our dataset, considering the visual influence of the three types of creatives, we set $w_1 = 0.5$, $w_2 = 0.3$, $w_3 = 0.2$, and the overall HR and PR are calculated through the average metric of all testing examples.

3.1.3 Baselines. We compare the proposed method(CECS) with several strategies commonly used in online creative selection scenarios (**Strategies** for short). To evaluate the ability to tackle relationships between elements, we regard the selection as a multi-task CTR prediction task (**Multi-CTR** for short). Therefore, we combine CTR models like DNN[4], DeepFM[7], AutoInt[12] with multi-task learning mechanisms like shared-bottom, MMoE[9] and PLE[13] to fully explore the offline effects.

3.2 Performance Comparison (RQ1)

Table 1 shows the performance of HR and PR for the dataset for different methods. In general, the CTR-based methods are more effective than the Strategies cause these models are better at generalizing features. With the improvement of the Multi-CTR model, we see a corresponding increase in the HR and PR evaluation metrics. And the MMoE structure captures the relationships better than the shared-bottom and slightly better than the PLE structure. Among them, the AutoInt+MMoE model achieves the best results because the self-attention mechanism in this model is applied to capture the correlations between the same type of creative elements. Nevertheless, our model still outperforms the baselines, indicating the interaction between creative elements can be better captured.

From the table, we can conclude that the interaction between the elements in the Multi-CTR methods are not sufficient. This is because different creative elements are not displayed independently, but in a holistic way, and contributes to the final visual effect of the advertisement.

3.3 Analysis of Model Designs (RQ2)

Here, we focus on the attention and the cascade design in CEI and CES respectively. We conduct several ablation studies for the two

Table 1: The performance for different models.

	Model	HR	PR
Strategies	E-greedy	0.7886	0.6707
	Popularity	0.7912	0.6804
	Preference	0.8025	0.7141
Multi-CTR	DNN + shared-bottom	0.8328	0.7669
	DNN + MMoE	0.8456	0.7783
	DNN + PLE	0.8402	0.7776
	DeepFM + MMoE	0.8491	0.7812
	AutoInt + MMoE	0.8537	0.7873
	CECS(ours.)	0.8702	0.8028

Table 2: Ablation experiments corresponding to different model designs.

	CEI	CES	HR	PR
	×	×	0.8473	0.7767
	√	×	0.8501	0.7826
	×	√	0.8669	0.7952
	√	√	0.8702	0.8028

designs, as is shown in Table 2. The \sqrt and \times marks in the table indicate whether the above designs are used or not. When not using the CEI, we use MLP instead. Not using the CES means that no estimated element information is transmitted through the decoder process, so we omit the hidden vector h_{i-1} from the previous CES.

It can be seen from the table that with the plug-in of different designs, the HR and PR of the model increase. We see there's a higher improvement in the CES design, which mainly contributes to the performance. Because through the design, the relationships can be transferred to other candidates to make better selections. The improvement of the CES design means that more information lies among different types of creative elements, and affects users' preference when combined together.

3.4 Online Results(RQ3)

To evaluate how the model performs in real-world industrial scenarios, we conduct A/B tests online. The model online is an MMoE-based Multi-CTR model, it predicts different types of creatives at the same time. Our model focus on the relationships between creative elements, solving them in a cascade selection way. For the online time complexity problem, we shrink the feature pulling time before prediction, then the inference time is within an acceptable range. In the end, compared with the Multi-CTR method, we further obtained an increase of **CTR+6.02%** and **GMV+10.37%**, which proved the effectiveness of the method in the real-world industrial scene.

4 CONCLUSION

In this paper, we investigate the creative element selection from the perspective of cascade creative selection, solving the problem using a holistic way. The cross-element interaction is applied, which captures the associations between different types of candidate creative elements. And we proposed the cascade element selection to model

the relationship between estimated elements. It was experimentally verified that the method outperforms the traditional strategies and Multi-task CTR prediction method. And the ablation study verified the importance of attention and cascading design in the framework. The model was deployed on real-world data and significantly improved CTR and GMV, which can be extended and applied in other advertising scenarios.

REFERENCES

- [1] Javad Azimi, Ruofei Zhang, Yang Zhou, Vidhya Navalpakkam, Jianchang Mao, and Xiaoli Fern. 2012. The impact of visual appearance on user response in online display advertising. In *proceedings of the 21st international conference on World Wide Web*. 457–458.
- [2] Jianxin Chang, Chenbin Zhang, Yiqun Hui, Dewei Leng, Yanan Niu, and Yang Song. 2023. PEPNet: Parameter and Embedding Personalized Network for Infusing with Personalized Prior Information. *arXiv preprint arXiv:2302.01115* (2023).
- [3] Gang Chen, Peihong Xie, Jing Dong, and Tianfu Wang. 2019. Understanding programmatic creative: The role of AI. *Journal of Advertising* 48, 4 (2019), 347–355.
- [4] Junxuan Chen, Baigui Sun, Hao Li, Hongtao Lu, and Xian-Sheng Hua. 2016. Deep ctr prediction in display advertising. In *Proceedings of the 24th ACM international conference on Multimedia*. 811–820.
- [5] Yejin Choi, Marcus Fontoura, Evgeniy Gabrilovich, Vanja Josifovski, Mauricio Mediano, and Bo Pang. 2010. Using landing pages for sponsored search ad selection. In *Proceedings of the 19th international conference on World wide web*. 251–260.
- [6] Junyoung Chung, Caglar Gulcehre, KyungHyun Cho, and Yoshua Bengio. 2014. Empirical evaluation of gated recurrent neural networks on sequence modeling. *arXiv preprint arXiv:1412.3555* (2014).
- [7] Huifeng Guo, Ruiming Tang, Yunming Ye, Zhenguo Li, and Xiuqiang He. 2017. DeepFM: a factorization-machine based neural network for CTR prediction. *arXiv preprint arXiv:1703.04247* (2017).
- [8] Alex Kendall, Yarin Gal, and Roberto Cipolla. 2018. Multi-task learning using uncertainty to weigh losses for scene geometry and semantics. In *Proceedings of the IEEE conference on computer vision and pattern recognition*. 7482–7491.
- [9] Jiaqi Ma, Zhe Zhao, Xinyang Yi, Jilin Chen, Lichan Hong, and Ed H Chi. 2018. Modeling task relationships in multi-task learning with multi-gate mixture-of-experts. In *Proceedings of the 24th ACM SIGKDD international conference on knowledge discovery & data mining*. 1930–1939.
- [10] Kaixiang Mo, Bo Liu, Lei Xiao, Yong Li, and Jie Jiang. 2015. Image feature learning for cold start problem in display advertising. In *Twenty-Fourth International Joint Conference on Artificial Intelligence*.
- [11] Matthew Richardson, Ewa Dominowska, and Robert Ragno. 2007. Predicting clicks: estimating the click-through rate for new ads. In *Proceedings of the 16th international conference on World Wide Web*. 521–530.
- [12] Weiping Song, Chence Shi, Zhiping Xiao, Zhijian Duan, Yewen Xu, Ming Zhang, and Jian Tang. 2019. AutoInt: Automatic feature interaction learning via self-attentive neural networks. In *Proceedings of the 28th ACM International Conference on Information and Knowledge Management*. 1161–1170.
- [13] Hongyan Tang, Junning Liu, Ming Zhao, and Xudong Gong. 2020. Progressive layered extraction (ple): A novel multi-task learning (mtl) model for personalized recommendations. In *Fourteenth ACM Conference on Recommender Systems*. 269–278.
- [14] Liang Tang, Romer Rosales, Ajit Singh, and Deepak Agarwal. 2013. Automatic ad format selection via contextual bandits. In *Proceedings of the 22nd ACM international conference on Information & Knowledge Management*. 1587–1594.
- [15] Oriol Vinyals, Meire Fortunato, and Navdeep Jaitly. 2015. Pointer networks. *arXiv preprint arXiv:1506.03134* (2015).