

Pareto-Secure Machine Learning (PSML) : Fingerprinting and Securing Inference Serving Systems

Debopam Sanyal
Georgia Tech

Jui-Tse Hung
Georgia Tech

Manav Agrawal
Georgia Tech

Prahlad Jasti
Georgia Tech

Shahab Nikkhoo
UC Riverside

Somesh Jha
UW Madison

Tianhao Wang
University of Virginia

Sibin Mohan
The George Washington University

Alexey Tumanov
Georgia Tech

Abstract

With the emergence of large foundational models, model-serving systems are becoming popular. In such a system, users send the queries to the server and specify the desired performance metrics (e.g., accuracy, latency, *etc.*). The server maintains a set of models (model zoo) in the back-end and serves the queries based on the specified metrics.

This paper examines the security, specifically robustness against model extraction attacks, of such systems. Existing black-box attacks cannot be directly applied to extract a victim model, as models hide among the model zoo behind the inference serving interface, and attackers cannot identify which model is being used. An intermediate step is required to ensure that every input query gets the output from the victim model.

To this end, we propose a query-efficient fingerprinting algorithm to enable the attacker to trigger any desired model consistently. We show that by using our fingerprinting algorithm, model extraction can have fidelity and accuracy scores within 1% of the scores obtained if attacking in a single-model setting and up to 14.6% gain in accuracy and up to 7.7% gain in fidelity compared to the naive attack.

Finally, we counter the proposed attack with a noise-based defense mechanism that thwarts fingerprinting by adding noise to the specified performance metrics. Our defense strategy reduces the attack’s accuracy and fidelity by up to 9.8% and 4.8%, respectively (on medium-sized model extraction). We show that the proposed defense induces a fundamental trade-off between the level of protection and system goodput, achieving configurable and significant victim model extraction protection while maintaining acceptable goodput (> 80%). We provide anonymous access to our code.¹

1 Introduction

In recent years, the deployment of inference serving systems [1, 2, 12, 13, 18, 42] to serve machine learning models in

modern web applications has witnessed a significant surge, enabling efficient and scalable model predictions in applications. The main benefit of using them is that they abstract away the burden of choosing the suitable model from the zoo of models for each client. These systems make model serving flexible, as the appropriate model can be served based on the client’s requirements, like accuracy, latency, memory, power consumption, *etc.* However, this proliferation raises significant concerns regarding the privacy and security of these ML serving systems. Of particular concern is the fact that the model owner stores proprietary models within the system, potentially exposing valuable intellectual property. Furthermore, these model zoos can contain hundreds or thousands of vulnerable models, each specialized for a different latency budget or deployment scenario.

Black-box attacks [4, 17, 44, 47] pose a substantial threat to the privacy and security of inference serving systems. These attacks allow adversaries to exploit vulnerabilities within the system and extract sensitive information, including the victim model’s functionality, training data, architecture, and parameters. Surprisingly, despite the increasing adoption of inference serving systems, practical demonstrations of black-box attacks on these systems are not as common. Current research in the field often assumes the adversary’s ability to route all queries to the victim model by explicitly specifying it, which is an outdated and impractical assumption for state-of-the-art inference serving systems [42] that prioritize flexibility to cater to diverse user requirements. In inference serving systems where the model is specified by the user [1, 2, 12, 13], there is a significant under-utilization of resources due to the developers’ lack of knowledge and the dynamic nature of the system [42]. Consequently, a pressing need arises to explore effective mechanisms that adapt existing black-box attacks, such as model extraction, to model-less inference serving systems.

This paper demonstrates the need for fingerprinting techniques to enable practical black-box attacks on model-less inference serving systems. To the best of our knowledge, this work is the first to showcase the viability of such attacks on

¹Two links: [PSML Repo](#) and [Modified Clockwork Repo](#)

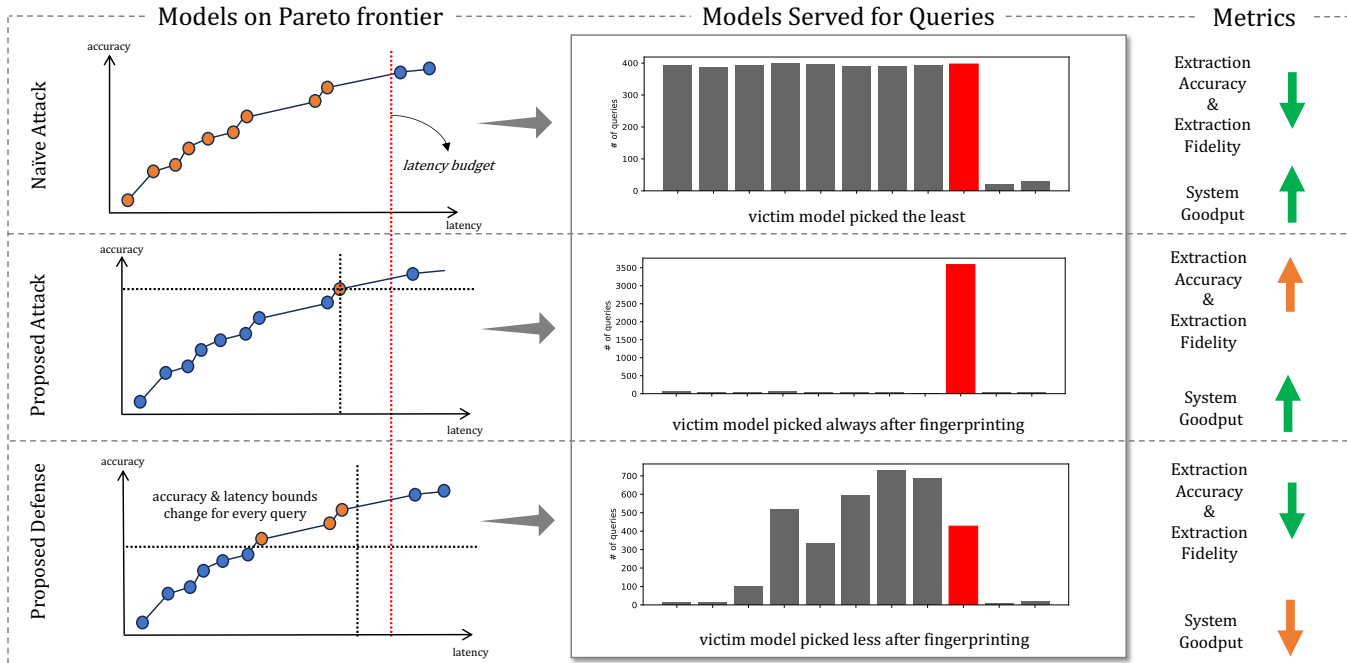


Figure 1: A high-level overview of this paper. The first Pareto frontier shows a naive attack. In the second Pareto frontier, the accuracy and latency specifications obtained from our fingerprinting algorithm successfully target the victim model, and it gets picked for serving most of the queries. In the third Pareto frontier, the accuracy and latency specifications after fingerprinting become less accurate, and the victim model is not picked that often. Our fingerprinting algorithm shows that a single-model attack can be used on a model zoo. With our defense mechanism, we offer a protection method.

inference serving systems without requiring explicit model specification by the user. We emphasize model extraction, where the adversary’s motivation revolves around stealing highly valuable models stored within the system. Our research introduces a novel and query-efficient fingerprinting-based attack that achieves comparable performance on an inference serving system, in terms of accuracy and fidelity, to traditional black-box attacks conducted in a single-model setting. Our fingerprinting algorithm enables black-box attacks to have accuracy and fidelity within 1% of the corresponding values in the single-model setting while spending the same number of queries. We show up to 14.6% gain in accuracy and up to 7.7% gain in fidelity than the naive attack without fingerprinting while spending only 4000 queries.

Additionally, we propose a novel defense approach to counter our attack. The defense mechanism is based on the introduction of noise to the performance specifications of queries (throughout the paper, we focus on the most frequently-used metrics, model accuracy and latency, although there are other metrics; our attack and defense can be extended to other metrics), effectively disrupting the fingerprinting process employed by the adversary. Our defense strategy reduces the accuracy and fidelity of the attack by up to 9.8% and 4.8%, respectively, compared to the scores obtained with our fingerprinting algorithm. It is especially successful in protecting medium-sized victim models. It is important to note that a

trade-off exists between our defense’s effectiveness and the system’s service level objective (SLO), measured by goodput. Despite this trade-off, we demonstrate that our defense can give significant protection while maintaining acceptable goodput values (> 80%). Fig. 1 captures a high-level conceptual overview.

We instantiate the proposed attack and defense mechanisms in our Pareto-Secure Machine Learning system (PSML), integrating it with a state-of-the-art inference serving system [18]. PSML builds on the following principal contributions:

- A generic and query-efficient fingerprinting algorithm that enables practical black-box machine learning attacks on model-less inference serving systems.
- A noise-based defense strategy that effectively reduces the success of fingerprinting-based attacks on inference serving systems.
- Configurable levels of defense, inducing a trade-off space between system goodput and level of protection, *i.e.*, the ability to achieve robust protection while maintaining reasonable system performance.

2 Background and Related Work

2.1 Black-box Attacks during Inference

Black-box attacks are attacks where the adversary lacks knowledge of the victim model’s parameters, architecture, or training data. Machine Learning as a Service (MLaaS) are systems on which such attacks are usually carried out. In every query, the user typically submits an input and receives either a prediction vector or a class label from an already trained model hosted in the cloud. Most of these attacks are carried out during inference and, thus, on inference serving systems. Such attacks aim to obtain information not meant to be disclosed, such as the training data or details about the model. These attacks assume that the outputs received by the adversary are all from the victim model; hence, we call them single-model attacks in this work. Model extraction is one such class of black-box attacks.

2.1.1 Model Extraction

The adversary’s goal in model extraction is to replicate the functionality of the victim model by creating an extracted model [6, 8, 10, 23, 25, 34, 39–41, 47, 48]. It leverages the ability to query the victim model and observe its outputs, which are utilized to train the extracted model. Task accuracy attacks involve creating a model that matches the victim model’s accuracy on a test set derived from the input data distribution. Fidelity attacks, however, aim to maximize the similarity between the victim and extracted models on the test set. Fidelity can be defined as the ratio of points in the test set on which both the victim and the extracted models have the same output labels. Attackers with problem domain data require fewer queries, and access to output labels alone is adequate for them to extract a model. In both scenarios, the adversary aims for efficiency, striving to minimize the number of queries used. While some works assume knowledge of the target model architecture, it is not strictly essential. The attack described in [30] is on inference serving systems, but it assumes that the adversary can access the victim model repeatedly from the model zoo.

A wide range of defenses against single-model extraction has been proposed. One way is to perturb the output of models (*e.g.* [26, 27, 29, 35]), but it’s not a viable option for the system as a legitimate client also receives perturbed outputs. Another way is to detect malicious clients (*e.g.* [25, 38]), but these methods assume that adversarial queries have small l_2 distances between them and are a mix of natural and synthetic queries. This assumption does not hold in the MixMatch-based [5] extraction attack we use for our experiments [23]. Watermarking (*e.g.* [3, 24, 46]) is yet another defense method against model extraction. It embeds a secret pattern in the model during inference or training, but it requires post hoc analysis and the model owner to have access to the extracted model.

2.2 Inference-Serving Systems

TensorFlow Serving [1] was one of the first dedicated ML serving systems, although it was limited to models in the TensorFlow framework. Clipper [13] was later developed to use general frameworks and make it modular for anyone to deploy a model. It utilizes techniques such as caching and adaptive batch sizes to speed up queries. Amazon Sagemaker [22] and NVIDIA Triton Inference Serving [2] were some of the first publicly released serving systems officially offering inference as a service to satisfy business use cases. These systems have the advantage of large infrastructures backed by Amazon and NVIDIA, as Sagemaker autoscales based on the inference load, and Triton optimizes inference on NVIDIA GPUs.

All of these systems require that the user specifies the model used for inference, which may not satisfy all use cases. Black-box attacks are possible in these inference serving systems because the client gets to choose the victim model to serve all its queries. InferLine [12] provides serving for a pipeline of models by planning resource allocation for each model and tuning as necessary during execution. A prominent problem is a lack of developer understanding of the trade-off space of accuracy/latency among variants of a model, such as the ResNet family [20]. Therefore, instead of having the developer specify the model to query, model-less systems that query from model zoos have arisen. INFaaS [42] generates variants for every model deployed to its zoo during the profiling process, and it navigates the trade-off space of these variants on the user’s behalf. The clients simply provide the latency and accuracy bounds with their inputs in INFaaS.

However, many of these systems do not take advantage of the predictability of inference latency for a model. Only recently has this attribute been studied, by systems such as Clockwork [19] and iGniter [51]. Clockwork achieves predictability by discarding queries that take too long, as well as by reducing the choice of resource allocation and program execution at the hardware, OS, and application level in order to reduce variability in latency. iGniter utilizes a proactive strategy to mitigate interference between GPUs in order to remove a source of variability. This determinism allows for a model zoo to be represented as a Pareto frontier when plotted by its latency and accuracy, exhibiting the positive correlation between these two attributes in ML models. However, both of these systems require clients to specify the models they want along with the input.

Secure inference serving systems have been proposed to protect against malicious clients [7, 30, 45]. These works employ secure cryptographic protocols to protect against attacks that try to steal private inputs and parameters of the model. We consider an adversary (§3.2) that is only interested in extracting the functionality of a model and not its weights or training data.

2.2.1 Model Zoo, Pareto Frontier and Feasibility Set

Models that are pre-trained for a specific task like image recognition can be coalesced into a repository known as a **model zoo**. For our purposes, it will be used to provide possible model selections for Clockwork to serve when performing inference. If we plot each model in the model zoo as a point on a scatter plot, such that the x-axis is the model’s inference latency and the y-axis is its accuracy, we can select a subset of points that are preferred to the other points. This subset constitutes a **Pareto frontier**. It is a subset of points such that no point in the subset is strictly better than any other point when plotted against its chosen attributes. In our context, it means that no model will have both a lower latency and a higher accuracy compared to any other model in the Pareto frontier.

Definition 1. (Pareto frontier) Let a_m and l_m be the accuracy and latency values of any model m . For any $(a_i, l_i), (a_j, l_j) \in \mathbb{R}^2$, the Pareto frontier \mathcal{P} is:

$$\mathcal{P} = \{(a_i, l_i) | \{(a_j, l_j) | (a_j > a_i) \wedge (l_j < l_i)\} = \emptyset\}, \quad (1)$$

where $(a_i, l_i) \neq (a_j, l_j)$ and $i \in \{1, \dots, n\}$ with n being the total number of models in the Pareto frontier. Thus, $\mathcal{P} \subseteq \mathbb{R}^{n \times 2}$. Because it is better to minimize latency and maximize accuracy, the Pareto frontier will form at the top left of the region of points representing the model zoo, as shown in Fig. 4. The Pareto frontier will serve as the backbone of the fingerprinting algorithm, as it provides the adversary a path of traversal across the model zoo.

The **feasibility set** of a query is the set of models that satisfy the latency and accuracy specifications of this query. It is a subset of the Pareto frontier of the model zoo. The manner in which the serving system makes a model selection from the feasibility set, such as aggregation, random selection, round-robin, *etc.*, provided that the set is non-empty, is known as the system’s policy. If the accuracy and latency specifications of a query are acc and lat , respectively, then the feasibility set is $\mathcal{F} = \{(a_i, l_i) \in \mathcal{P} | (a_i \geq acc) \wedge (l_i \leq lat)\}$.

3 Threat Model and Motivation

3.1 System Model

We consider an inference serving scenario where models are loaded in the system like in Clockwork [19], and it is the responsibility of the inference serving system to select a model for each query that satisfies the accuracy and latency specified by the query, like in INFaaS [42]. To demonstrate that single-model attacks against a victim model from a model zoo work in the simplest inference serving scenario, we make the following assumptions:

1. Single client: There is only one client using the inference serving system. The client is the adversary.

2. Closed loop: The client only sends a single inference query at a time, and the client waits till the response for the current query comes back before sending the next query.
3. Cross-hair interface: The model serving endpoint accepts inference queries with specified minimum accuracy requirement a_{req} and maximum latency l_{req} requirement. A model will be randomly selected from the feasibility set defined by a_{req} and l_{req} . If the feasibility set is empty, an “infeasible set” error will be returned to the client. Please note that the feasibility set is a subset of the Pareto frontier of the model zoo. This means the system serves models exclusively from the Pareto frontier like in [43]. A default value of 0 is set if an accuracy requirement is not provided.
4. Granularity and boundary: We assume there is a granularity for accuracy (a_{gran}) and a granularity for latency (l_{gran}) that the inference serving system keeps track of beyond which adjacent values are indistinguishable. a_{gran} is less than the minimum difference between the accuracy values of any two consecutive models on the Pareto frontier. Similarly, l_{gran} is less than the minimum difference between the latency values of any two consecutive models on the Pareto frontier. For instance, the inference serving system might only keep track of accuracy to 0.1% and latency to 1 millisecond. Additionally, we assume that there is an upper bound for latency l_{up_bound} in the system.

We make the above assumptions for ease of experimentation because our goal here is to show the practicability of a black-box attack on an inference serving system and not to show how complex such systems can become. Both our attack and defense will work even without the above assumptions. As long as clients can query the system and the system picks models by navigating a trade-off space, the attack, and defense are viable.

3.2 Adversary Model

Adversary Goal: To extract the most accurate model from the model zoo, given any latency budget and a query budget. It does not know the accuracy or latency specifications needed to target this model. The latency budget L is associated with every query. The adversary will try its best not to violate this budget for as many queries as possible so that it doesn’t incur additional costs per query.

Type of Attack: This is an end-user attack because the adversary disguises itself as any other client trying to query the inference serving system for getting predictions on its input, using the cross-hair interface. We assume that the adversary does not know the accuracy or latency values of any model in the model zoo. We also assume that the adversary does not

know the number of models present in the Pareto frontier of the model zoo.

Information Leakage: The critical information that gets leaked is the accuracy and latency of each query along with the prediction made by the selected model. The (accuracy, latency) information can be seen as **auxiliary** information acquired by the adversary. It is the crucial information that enables the attacker to learn more about the Pareto frontier of the model zoo with every query it sends to the system.

3.3 Naively Attacking the Model Zoo Inference Serving System

Table 1: Accuracy and Fidelity scores of MixMatch model extraction in the single-model and the model zoo setting. Here, the victim model is DenseNet-161 and the extracted model is ResNet-50. The adversary naively tries to adapt single-model attacks to the model zoo setting, *i.e.*, without fingerprinting.

Setting	accuracy	fidelity
single model	92.00	87.13
model zoo	81.04	79.84

The MixMatch attack can be used without any modification to extract a model from a model zoo as per the adversary goal. The client has to simply specify its latency budget to the inference serving system. Since it doesn't know the accuracy of its victim model, it doesn't provide an accuracy specification (*i.e.*, the default value 0 is selected). We conducted the MixMatch attack on a model zoo (Fig. 4) that we trained on the CIFAR-10 dataset and separately ran experiments for the single-model setting as well, where the only model is the victim model. Tab. 1 shows the accuracy and fidelity values obtained after training MixMatch for 1024 epochs. It is clear that the attack is significantly weaker in the model zoo setting as compared to the single-model setting. The model zoo can function as a layer of protection for the victim model, which means that naively using black-box single-model attacks will not be very successful on a model zoo unless there is a way to route all the queries to the victim model. Thus, an intermediate step is required to fingerprint all the models in the model zoo.

3.4 Proposed Attack

The intermediate step seeks to determine the accuracy and latency specifications that will reliably trigger the victim model for every query. The step must run in as few queries as possible because the adversary has a query budget. We introduce a fingerprinting algorithm that allows an adversary to obtain the accuracy and latency of all the models in the Pareto frontier of a model zoo while expending a reasonably low number of inference queries. Fingerprinting is done for all models because the adversary's latency budget may change (*i.e.*, the victim model changes). We seek to determine an efficient algorithm that traverses the Pareto frontier to gain precise

accuracy and latency values for each model. After this step is complete, the adversary uses the accuracy and latency values of the victim model as specifications for its queries for the subsequent labeling process in the MixMatch attack. In short, this intermediate step intends to invert the obfuscation that comes with a lack of model architecture specification in the query.

3.5 Proposed Defense

Since our primary goal is to stop single-model attacks on the model zoo, we concentrate on obscuring the Pareto frontier during inference serving so that the auxiliary information is less useful to the attacker. Since the inference serving system only serves points from the Pareto frontier, we only want to protect the models on the Pareto frontier, not those under it. To this end, we employ a Laplace noise addition mechanism that changes the feasibility set for every query by adding noise to the accuracy and latency specifications of the query. The mechanism results in a modified feasibility set which offers more protection by potentially including a model that was not in the original feasibility set or by excluding a model that was in the original feasibility set. This technique comes at the cost of utility as the initial accuracy and latency specifications may not be satisfied.

A defense should increase security while not causing harm to legitimate clients. Therefore, it is useful to measure the drop in performance with increased security. We will measure the system's performance using the **goodput**. In our context, it is defined as the ratio of successful queries served by the inference serving system while satisfying the accuracy and latency specifications of the queries. With the defense, some models that are served will violate either the accuracy specification or latency specification, or both. This is because our noise addition mechanism modifies the feasibility set for every query. While the noise addition mechanism decreases the accuracy and fidelity of the extracted model, it inevitably reduces the goodput of the inference serving system.

Injecting noise to achieve privacy goes back to the early Differential Privacy (DP) works [15, 16]. Since then, noise-based protection mechanisms have been increasingly used in diverse applications like inference [32, 49], feature extraction [36, 37], cloud [31], and systems [9, 11, 21, 50].

4 Attack on Inference Serving Systems

4.1 The Fingerprinting Problem

Given a model serving endpoint, an adversary wants to find the accuracy and latency profile for every model on the Pareto frontier. The adversary can leverage this information to send inference queries that consistently trigger the victim model in the model zoo. Therefore, the fingerprinting problem can be defined as simply determining the Pareto frontier \mathcal{P} (Eq. 1),

Algorithm 1 Fingerprinting Algorithm. Accuracy is a discrete value between 0 and 1 and increments by a step size of acc_gran . Similarly, latency is a discrete value ranging from 0 to a predetermined upper boundary, l_{up_bound} , with an incremental step size of lat_gran . In this algorithm, division operations are carried out in a manner similar to integer division found in most popular programming languages, where the remainder of the division is discarded.

```

1: procedure FINGERPRINT( $l_{up\_bound}$ )
2:    $identified\_models \leftarrow [ ]$ 
3:    $acc\_up\_bound \leftarrow 1$ 
4:    $lat\_up\_bound \leftarrow l_{up\_bound}$ 
5:   while  $acc\_up\_bound \geq acc\_gran$  do
6:      $acc \leftarrow \text{FIND\_MAX\_ACC}(acc\_up\_bound,$ 
7:        $lat\_up\_bound)$ 
8:      $lat \leftarrow \text{FIND\_LAT}(acc)$ 
9:     if  $acc \geq acc\_gran$  then
10:       $identified\_models.add((acc, lat))$ 
11:    end if
12:     $acc\_up\_bound \leftarrow acc - acc\_gran$ 
13:     $lat\_up\_bound \leftarrow lat - lat\_gran$ 
14:  end while
15:  return  $identified\_models$ 
16: end procedure
17: procedure FIND\_MAX\_ACC( $acc\_up\_bound, lat\_up\_bound$ )
18:   $acc\_low \leftarrow 0$ 
19:   $acc\_high \leftarrow acc\_up\_bound + acc\_gran$ 
20:  while  $acc\_high - acc\_low \geq acc\_gran$  do
21:     $mid\_acc \leftarrow (acc\_low + acc\_high)/2$ 
22:     $response \leftarrow \text{infer}(mid\_acc, lat\_up\_bound)$ 
23:    if  $response$  is error then
24:       $acc\_high \leftarrow mid\_acc$ 
25:    else
26:       $acc\_low \leftarrow mid\_acc + acc\_gran$ 
27:    end if
28:  end while
29:  return  $acc\_low - acc\_gran$ 
30: end procedure
31: procedure FIND\_LAT( $acc$ )
32:   $lat\_low \leftarrow 0$ 
33:   $lat\_high \leftarrow l_{up\_bound} + lat\_gran$ 
34:  while  $lat\_high - lat\_low \geq lat\_gran$  do
35:     $mid\_lat \leftarrow (lat\_low + lat\_high)/2$ 
36:     $response \leftarrow \text{infer}(acc, mid\_lat)$ 
37:    if  $response$  is error then
38:       $lat\_low \leftarrow mid\_lat + lat\_gran$ 
39:    else
40:       $lat\_high \leftarrow mid\_lat$ 
41:    end if
42:  end while
43:  return  $lat\_low - lat\_gran$ 

```

which is unknown to the adversary. We introduce two functions: $f_{acc}^L(\mathcal{P}) : \mathbb{R}^{n \times 2} \rightarrow \mathbb{R}$ and $f_{lat}^L(\mathcal{P}) : \mathbb{R}^{n \times 2} \rightarrow \mathbb{R}$, that return the accuracy and latency of the victim model, respectively, given the latency budget L .

After the fingerprinting step, the adversary has the accuracy and latency values of all the models in the Pareto frontier. Next, it has to select the victim model based on these values and its latency budget L . In Algorithm 1, we fingerprint every model, regardless of the adversary’s latency budget, so that the adversary doesn’t have to fingerprint the Pareto frontier again. Even if the adversary’s latency budget changes (increases or decreases) in the future, it can just pick the new victim model based on the values obtained from the fingerprinting step. However, the flexibility offered by fingerprinting every model comes at a price. Because the adversary violates its latency budget for some queries during fingerprinting, it incurs an extra cost for these queries.

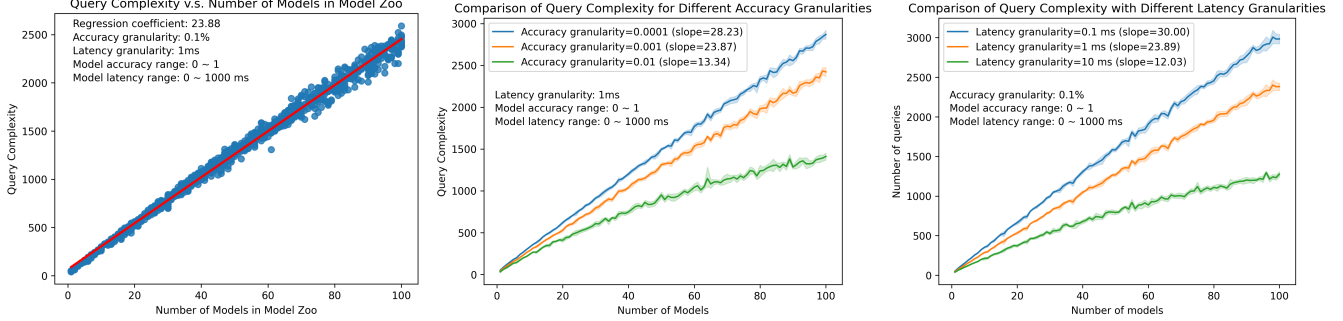
The adversary picks row k in the Pareto frontier matrix \mathcal{P} , which has the largest latency value, l_k , below its latency budget L . Thus, $f_{lat}^L(\mathcal{P}) = l_k$. Then, it selects the accuracy value a_k from row k . Thus, $f_{acc}^L(\mathcal{P}) = a_k$. The obtained pair of values (a_k, l_k) serve as the adversary’s accuracy and latency specifications of every subsequent query to the inference serving system. Therefore, the latency budget is strictly obeyed by the adversary after fingerprinting. Our defense mechanism in §5 uses $f_{acc}^L(\mathcal{P})$ and $f_{lat}^L(\mathcal{P})$.

4.2 PSML Fingerprinting Algorithm

The intuition behind our novel fingerprinting algorithm is inspired by binary search. However, instead of finding the position of the models, we want to find the precise accuracy and latency values of the models. We take advantage of the fact that the system serves models exclusively from the Pareto frontier (§3.1). Due to the accuracy-latency correlation in the Pareto frontier, the search space is already sorted. We use this path for traversing the search space in our algorithm.

First, given an inference serving endpoint, we perform a binary search to find the accuracy of the most accurate model on the Pareto frontier in the model zoo. To do this, we first send a query with $(a_{req}, l_{req}) = (0.5, \infty)$. If the query gets a response without error, it means there is at least one model in the model zoo with $a_{model} \geq 0.5$, and we send another query with $(a_{req}, l_{req}) = (0.75, \infty)$. On the other hand, if the query gets an error in response indicating that no model in the model zoo satisfies the requirement, we send another query with $(a_{req}, l_{req}) = (0.25, \infty)$. We stop the binary search process when we find a_{max} such that querying with $(a_{req}, l_{req}) = (a_{max}, \infty)$ gets a successful response and querying with $(a_{req}, l_{req}) = (a_{max} + a_{gran}, \infty)$ gets an error.

Secondly, we use binary search to find the latency of the most accurate model on the Pareto frontier in the model zoo. We first send a query with $(a_{req}, l_{req}) = (a_{max}, \frac{1}{2} \times l_{up_bound})$. If the query gets a response without error, it means the most



(a) The query complexity of the fingerprinting algorithm is $O(n)$. (b) The effect of accuracy granularity on query complexity. (c) The effect of latency granularity on query complexity.

Figure 2: Fingerprinting algorithm query complexity analysis. The slope can be interpreted as the number of queries an adversary has to expend per model in the model zoo. **Left:** We see that our fingerprinting algorithm takes $O(n)$ queries in the average case, where n is the number of models in the Pareto frontier of the model zoo. **Center and Right:** We show that the query complexity remains $O(n)$ for different values of accuracy granularity and latency granularity.

accurate model in the model zoo has latency greater than $\frac{1}{2} \times l_{up_bound}$, and we send another query with $(a_{req}, l_{req}) = (a_{max}, \frac{3}{4} \times l_{up_bound})$. On the other hand, if the query gets an error in response indicating that the most accurate model has latency less than $\frac{1}{2} \times l_{up_bound}$, we send another query with $(a_{req}, l_{req}) = (a_{max}, \frac{1}{4} \times l_{up_bound})$. We stop the binary search process when we find l_{max} such that querying with $(a_{req}, l_{req}) = (a_{max}, l_{max})$ gets a successful response and querying with $(a_{req}, l_{req}) = (a_{max}, l_{max} - l_{gran})$ gets an error.

Next, in a similar manner, we perform a binary search to find the accuracy and latency of the second most accurate model in the model zoo within the boundary $0 \leq a < a_{max}$ and $0 \leq l < l_{max}$. Then, we adjust the boundary and find the third most accurate model. The process continues till we find the accuracy and latency of all models in the model zoo. We return the result as a 2D matrix, *identified_models*, where the first column is $f_{acc}(\mathcal{P})$ and the second column is $f_{lat}(\mathcal{P})$. Algorithm 1 describes the fingerprinting algorithm in pseudo-code.

We measure the efficiency of the fingerprinting algorithm in terms of query complexity, *i.e.*, the total number of queries an adversary needs to expend to get the accuracy and latency of all models in the Pareto frontier. The worst case query complexity of the fingerprinting algorithm is $O(n(\log \frac{1}{a_{gran}} + \log \frac{l_{up_bound}}{l_{gran}}))$, where n is the number of models in the Pareto frontier since we perform binary searches for both accuracy and latency for every single model in the model zoo. However, based on our experiments in which we simulated model zoos containing models with random accuracy and latency values, we found that the fingerprinting algorithm has a linear time average query complexity (Fig. 2a). Fig. 2b and Fig. 2c illustrate the effect on the linear regression coefficient by changing the accuracy or latency granularities.

5 Defending Against Fingerprinting

In order to protect the victim model in a model zoo, we must find a way to prevent fingerprinting from being successful. It is easy to see from Algorithm 1 that adding noise to the accuracy and latency values of models on the Pareto frontier would disrupt fingerprinting. However, the accuracy of a model in the zoo cannot be changed, and the latency can only be increased (by adding delay), not decreased. Another possibility is to add noise to the profiled values of accuracy and latency of each model in the PSML server (Fig. 3). Fingerprinting now would return noise-induced accuracy and latency values of the victim model. However, since we do not know when the adversary is fingerprinting and when it is collecting labeled examples for MixMatch, the modified values would continue to be used for picking models to be served. Thus, the adversary would still be able to target the victim model with the noise-induced accuracy and latency specifications it received from the fingerprinting step.

We propose adding noise to the input query’s accuracy and latency specifications. This causes the fingerprinting algorithm to function incorrectly. The disruption happens in lines 21 & 35 of Algorithm 1, where *infer* means querying the system. The accuracy and latency specifications of the query are perturbed. The system reads in these perturbed values and serves a model from the “modified” feasibility set. Since the latency specification of every query is the latency budget, there is a probability of inferior models being served (the system never violates the latency specification (Algorithm 2)).

The noise addition scheme will remain even after the fingerprinting step because the system does not know when a malicious client is fingerprinting. This makes the subsequent querying process uncertain, adding extra protection to the system. It is easy to see that our defense strategy will work against any single-model attack, not just model extraction. However, for ease of experimentation (§7.3), we only use the MixMatch extraction attack to show the viability of our

defense.

Specifically, we will add Laplace noise to $f_{acc}^L(\cdot)$ and $f_{lat}^L(\cdot)$, introduced in §4.1. We follow the measurement used in differential privacy (DP) to quantify the amount of noise added. Note that we do not claim our method will satisfy DP. More formally, we need to quantify the maximal possible change of both accuracy and latency values, denoted by Δf_{acc}^L and Δf_{lat}^L , respectively. This way, we can measure the strengths of noise for different functions using a single parameter (ϵ). We discuss implementation details in §6.

Algorithm 2 Model Serving with Defense for a Query

```

1: procedure SERVE_MODEL( $\mathcal{P}, L$ )
2:    $feasibility\_set \leftarrow [ ]$ 
3:    $acc \leftarrow f_{acc}^L(\mathcal{P})$ 
4:    $lat \leftarrow f_{lat}^L(\mathcal{P})$ 
5:    $Y_{acc} \leftarrow Y \sim Lap(\Delta f_{acc}^L / \epsilon)$ 
6:    $Y_{lat} \leftarrow Y \sim Lap(\Delta f_{lat}^L / \epsilon)$ 
7:    $noisy\_acc \leftarrow acc + Y_{acc}$ 
8:    $noisy\_lat \leftarrow lat + Y_{lat}$ 
9:   for  $model$  in  $\mathcal{P}$  do
10:    if ( $model.accuracy \geq noisy\_acc$ ) and ( $model.lat \leq noisy\_lat$ ) and ( $model.lat \leq lat$ ) then
11:       $feasibility\_set.add(model)$ 
12:    end if
13:  end for
14:  return PICK_RANDOM_MODEL( $feasibility\_set$ )
15: end procedure

```

Algorithm 2 describes, in pseudo-code, how we serve models with the defense. The key idea is not to serve models with latency values greater than the latency specification. The input latency specification, lat , is assumed to be the latency budget for every query after the fingerprinting step. Noise addition will change this latency value to $noisy_lat$, resulting in the system possibly returning a model with a latency greater than the latency specification. To prevent this, we have the third condition in the if statement in line 10.

6 System Design and Implementation

Figure 3 illustrates our system design used to perform experiments with our proposed attack and defense mechanisms. Building upon the assumptions outlined in §3.1, we leveraged Clockwork as the inference serving system. Over Clockwork’s client library, we implemented a shim layer (PSML Server) in C++ that exposes an inference API. This API allows clients to submit inference queries with specific minimum accuracy specification acc , maximum latency specification lat , and input to perform the inference. Thus, the entire system becomes model-less.

Upon loading models into the model zoo, the PSML server maintains a copy of the accuracy and latency profiles for

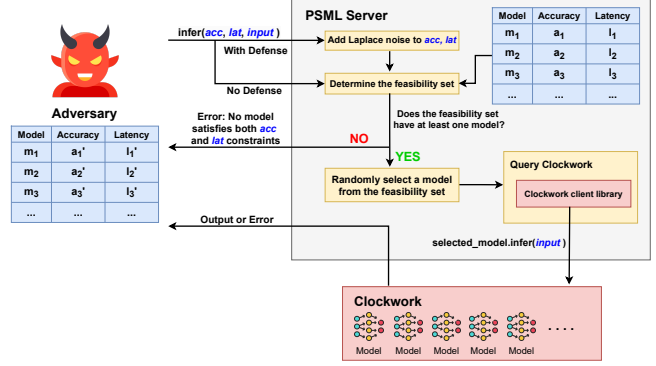


Figure 3: The system design and workflow for PSML server. After the models are uploaded and profiled in the PSML server, inference serving takes place through the interaction between the server process and the Clockwork process. The PSML server routes the model architecture to be served to Clockwork, and Clockwork returns the output back to the server, which is then returned to the client.

each model. The training and profiling of models are done on NVIDIA GeForce RTX 2080 Ti GPUs. In the absence of any defense mechanism, upon receiving an inference query, the PSML Server randomly selects a model from the feasibility set based on a uniform distribution. In other words, every model in the feasibility set has an equal probability of being chosen. The PSML Server then forwards the inference query input to Clockwork, which serves the query using the selected model, and relays the output from Clockwork back to the client. An error is returned if no model satisfies both the accuracy and latency constraints (*i.e.*, the feasibility set is empty).

With the defense mechanism active, the PSML server introduces Laplace noise to acc and lat before determining the feasibility set (Algorithm 2). The Laplace noise is calculated using the `boost::math::laplace_distribution` and `boost::math::quantile` functions from the C++ `boost` library. Since the latency specification of any query cannot be violated, the system doesn’t serve models with latency values greater than the input latency specification. This case may arise when the noise-induced latency exceeds the latency specification.

7 Evaluation

7.1 Experiment Setup

We evaluate our fingerprinting-based attack and our noise-based defense on a real-world inference serving system, Clockwork [19]. Since the client has to specify a model to perform inference when using Clockwork, we implement our own model selection logic as a shim on top of Clockwork. We use a policy of serving any model within the feasibility set randomly with equal chance. We employ a model extraction attack (the MixMatch attack in [23]), which we treat as a black-box, on a zoo of image classification models trained on

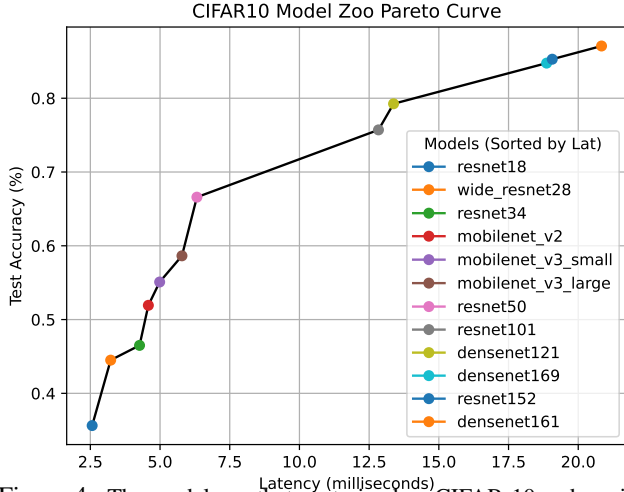


Figure 4: The model zoo that we trained on CIFAR-10 and use in our experiments. We maintained a good heterogeneity of model architectures for the image classification task. Models were not trained to their full potential to represent a realistic Pareto frontier and allow us to experiment in large, medium, and small model extraction settings.

the CIFAR-10 [28] and SVHN [33] datasets, like in the original paper. To populate the model zoos for the two datasets, we did not train the models to their full potential on the respective training sets, so that we could represent a realistic Pareto frontier. Training all the models we selected to their full potential on CIFAR-10 or SVHN will result in all models being in the high-accuracy region ($\geq 90\%$ accuracy), which does not reflect a realistic Pareto frontier. Additionally, this would not allow us to show that a medium or small model ($< 80\%$ accuracy) can be successfully:

1. extracted using our fingerprinting algorithm, or
2. protected against the fingerprinting-based attack using our noise-based defense

We loaded the models, shown in Fig. 4 and Fig. 9, into Clockwork. The extracted model (*i.e.*, the model that the attacker starts with) is a ResNet-50, which can reach $> 95\%$ accuracy on CIFAR-10 and SVHN. Thus, the model has enough expressive power to learn weights from the CIFAR-10 and SVHN train sets. Based on the client’s desired accuracy and latency specifications, the query is routed to a model that satisfies them. Otherwise, the system doesn’t fulfill the query and sends an “infeasible set” error message to the client.

It is not possible to train the models that we use to convergence on simple datasets like CIFAR-10 and SVHN, while maintaining a realistic Pareto frontier. We wanted to demonstrate our attack and defense on a realistic Pareto frontier of a model zoo, from which large, medium, and small models can be extracted. Inference serving systems only serve models from the Pareto frontier of the model zoo. Thus, for ease of implementation, the Pareto frontier is the entire model zoo itself in our experiments. This simplification has no bearing

on the attack and defense mechanisms. It is important to note that our attack and defense have nothing to do with the training, architecture, or weights of the neural network models in the zoo. Therefore, our methods are plug-and-play, *i.e.*, no modification is needed on real-world model zoos that are usually dense and have models trained to their full potential on complex datasets like ImageNet [14].

The 12 image classification models in our model zoo are comprised of various architectures of ResNets, WideResNets, DenseNets, and MobileNets. All of these models have predictable inference latency values. According to the definition of the Pareto frontier of a model zoo, models with larger inference latency have higher accuracy. While training our models, we followed this accuracy-latency correlation, as shown in Figure 4. We consider three querying scenarios with differing latency budgets available to the adversary: large, medium, and small latency budgets. Since with a larger latency budget the adversary’s victim model is a larger-sized model, we also call these scenarios the large, medium, and small model extraction cases. The query budget available to the adversary is 4000 queries in all cases. The inputs of these queries are randomly selected from the training set of the datasets. Hence, the adversary has to do the fingerprinting and querying for MixMatch within 4000 queries. We show how the adversary’s success varies with different query budgets in Fig. 5.

We set up a shim layer on top of Clockwork (see §6), which includes the model selection logic that utilizes the accuracy and latency specifications of the client. The selected model information is relayed to the Clockwork controller node, which subsequently assigns the inference task to the appropriate worker node, and the inference is performed on this model using the input provided by the client. In our experiments, the inference time of the query is the same as that of the model. This is due to the assumptions we make in our inference serving system in §3, where there is no added end-to-end latency before or after the inference arising from scheduling or queuing delays. Please note that the actual inference time of the query is not used by the adversary at all in our attack.

7.2 Attack

We aim to demonstrate our fingerprinting algorithm’s potential in adapting single-model attacks to inference serving systems. We show that our fingerprinting algorithm improves the extracted model accuracy and fidelity compared to using the black-box attack without the fingerprinting step. It is important to note that fingerprinting takes a constant number of queries for a given Pareto frontier, when acc_{gran} and lat_{gran} are fixed. This is because Algorithm 1 is deterministic.

We run attacks in each setting on both datasets using a predetermined query budget. A query budget of q means that the attacker can query the system at most q number of times. Thus, it has to do the fingerprinting and get labeled points within these q queries. The attacker’s latency budget per query

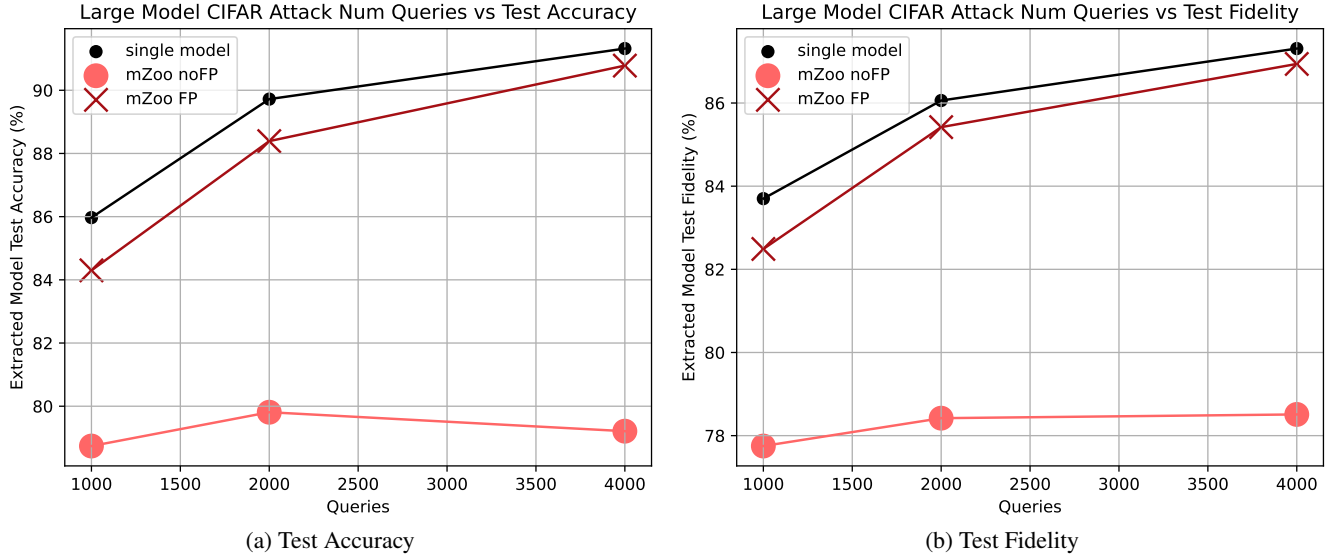


Figure 5: Accuracy and Fidelity of the extracted model for different query budgets in the large model setting. These experiments are done on CIFAR-10. We see that the fidelity and accuracy of the extracted model increase with increasing query budget of the adversary. However, in some cases, increasing the number of queries will not result in a better accuracy or fidelity score, as seen in the no-fingerprinting case (accuracy is higher with 2000 queries). This is because having more labeled points doesn’t necessarily mean higher quality labeling in the no-fingerprinting case, as many of these points are labeled by very low accuracy models.

for the large-model setting is 21 ms, while it is 13 ms for the medium-model setting and 5 ms for the small-model setting. Thus, the victim model according to our adversary goal in §3.2 is DenseNet-161 in the large-model setting (top right corner of the Pareto frontiers in Fig. 4 and Fig. 9), ResNet-101 in the medium-model setting (middle of the Pareto frontiers) and MobileNetV3-small in the small-model setting (bottom left of the Pareto frontiers). In each test, we let the MixMatch attack train for 1024 epochs. Fidelity is measured against the victim model on the test set of the datasets.

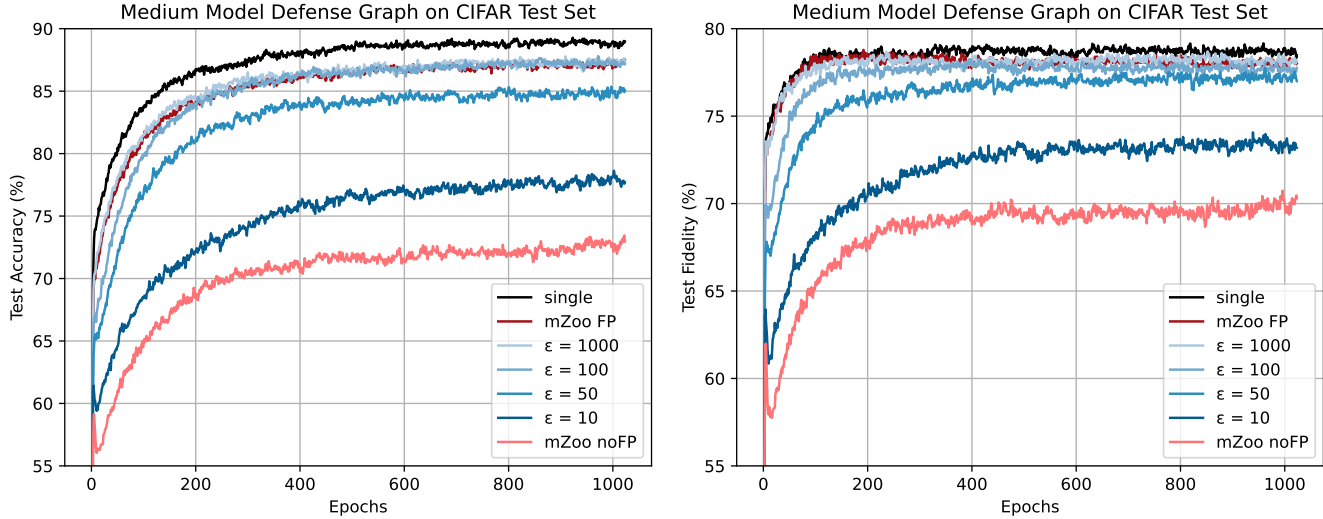
7.2.1 Experiment Results

The experiment results are shown in Tab. 2 and Tab. 3. Fig. 6 shows the plots for the medium model. Results with SVHN are in Tab. 5 in Appendix A. We show a relation between the number of queries available to the attacker and the fidelity and accuracy of the extracted model in Fig. 5. In the single-model attack, all 4000 queries were answered by the victim model. In the no-fingerprinting and fingerprinting attacks, all the queries were served using the P_{SML} server. A total of 411 queries were used for fingerprinting the model zoo trained on CIFAR-10. According to our threat model in §3.2, the attacker does not know the accuracy of the highest-accuracy model in the model zoo that has latency lower than its latency budget. On the other hand, the accuracy and latency values for all the models in the zoo were determined by the fingerprinting step in the fingerprinting attack. Therefore, in the subsequent step of querying the system, the attacker simply chooses the accuracy and latency specifications corresponding to the model with the highest inference latency below its latency budget (see §4.1).

It is clear from Tab. 2 that the adversary can fingerprint the entire model zoo by expending a relatively low number of queries. This ability enables it to determine precise accuracy and latency values of the victim model. The test fidelity and test accuracy results show that a black-box attack on a model zoo can be as successful as an attack on a single model. We can also see that the single-model attack is slightly better. This is because the number of queries used to fingerprint the model zoo is subtracted from the total query budget of the adversary. This means there are fewer labeled points from the victim model for the MixMatch attack. The main takeaway from these experiments is that an adversary can extract the highest accuracy (or largest) model from a model zoo for any given latency budget using our fingerprinting algorithm.

Table 2: Accuracy values of the extracted model under different settings after training the MixMatch method for 1024 epochs. The model zoo is trained on CIFAR-10, and the query budget is 4000. We see that the fingerprinting attack achieves accuracy close to that in the single-model setting for diverse model sizes. The defense successfully protects medium and small models from extraction with the given ϵ values.

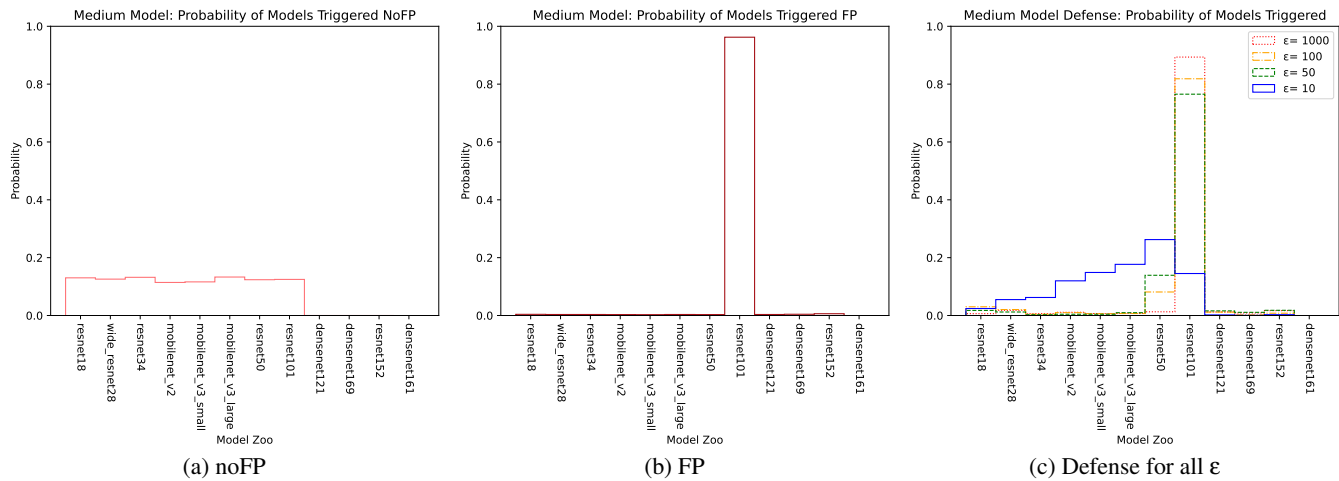
Setting	accuracy of extraction		
	small	medium	large
single model	67.29	88.98	92.00
mzoo no-FP	60.08	72.96	81.04
mzoo FP	66.29	87.52	91.35
Defense $\epsilon=1000$	68.21	87.27	91.24
Defense $\epsilon=100$	66.83	87.17	90.77
Defense $\epsilon=50$	65.19	85.05	90.81
Defense $\epsilon=10$	62.98	77.70	90.88



(a) Accuracy for medium model

(b) Fidelity for medium model

Figure 6: Fidelity and Accuracy values during extraction of the medium model with CIFAR-10. Here, we see the training of the MixMatch method for different settings. Our fingerprinting algorithm successfully extracts the model with just 4000 queries. The level of defense can be configured with the ϵ parameter: lower ϵ means more protection.



(a) noFP

(b) FP

(c) Defense for all ϵ

Figure 7: This set of plots shows the probability of a medium model in the Pareto frontier to be triggered under different settings, where ResNet-101 is the victim model. **Right:** This plot shows that the adversary is less likely to trigger the victim model when the defense is implemented with a low ϵ value. **Left and Center:** In the naive attack, the victim model has an equal chance of getting triggered as any other feasible model. With fingerprinting, the victim model gets triggered the most.

Table 3: Fidelity values of the extracted model under different settings after training the MixMatch method for 1024 epochs. The model zoo is trained on CIFAR-10, and the query budget is 4000. We see that the fingerprinting attack achieves fidelity close to that in the single-model setting for diverse model sizes. The defense successfully protects medium and small models from extraction with the given ϵ values.

Setting	fidelity of extraction		
	small	medium	large
single model	64.63	78.48	87.13
mzoo no-FP	56.54	70.30	79.84
mzoo FP	64.2	78.01	87.13
Defense $\epsilon=1000$	63.29	78.16	86.74
Defense $\epsilon=100$	61.13	77.76	86.51
Defense $\epsilon=50$	60.94	77.00	86.85
Defense $\epsilon=10$	58.66	73.19	86.74

7.3 Defense

To demonstrate that our defense works on an actual inference serving system, we evaluate our noise-based defense mechanism on Clockwork [19]. The goal of the defense is to undermine the fingerprinting step. By introducing random noise in the accuracy and latency specifications given as input by the attacker, we hope to reduce the accuracy of the fingerprinting step. At the same time, we do not want to destroy the utility of the inference serving system. Hence, we study the impact of adding noise on the system’s goodput. The Laplace mechanism in §5 is applied to the fingerprinting algorithm that is treated as a function. Since the protection against the extraction attack will be at odds with the system’s performance, we hope to show the trade-off between them in

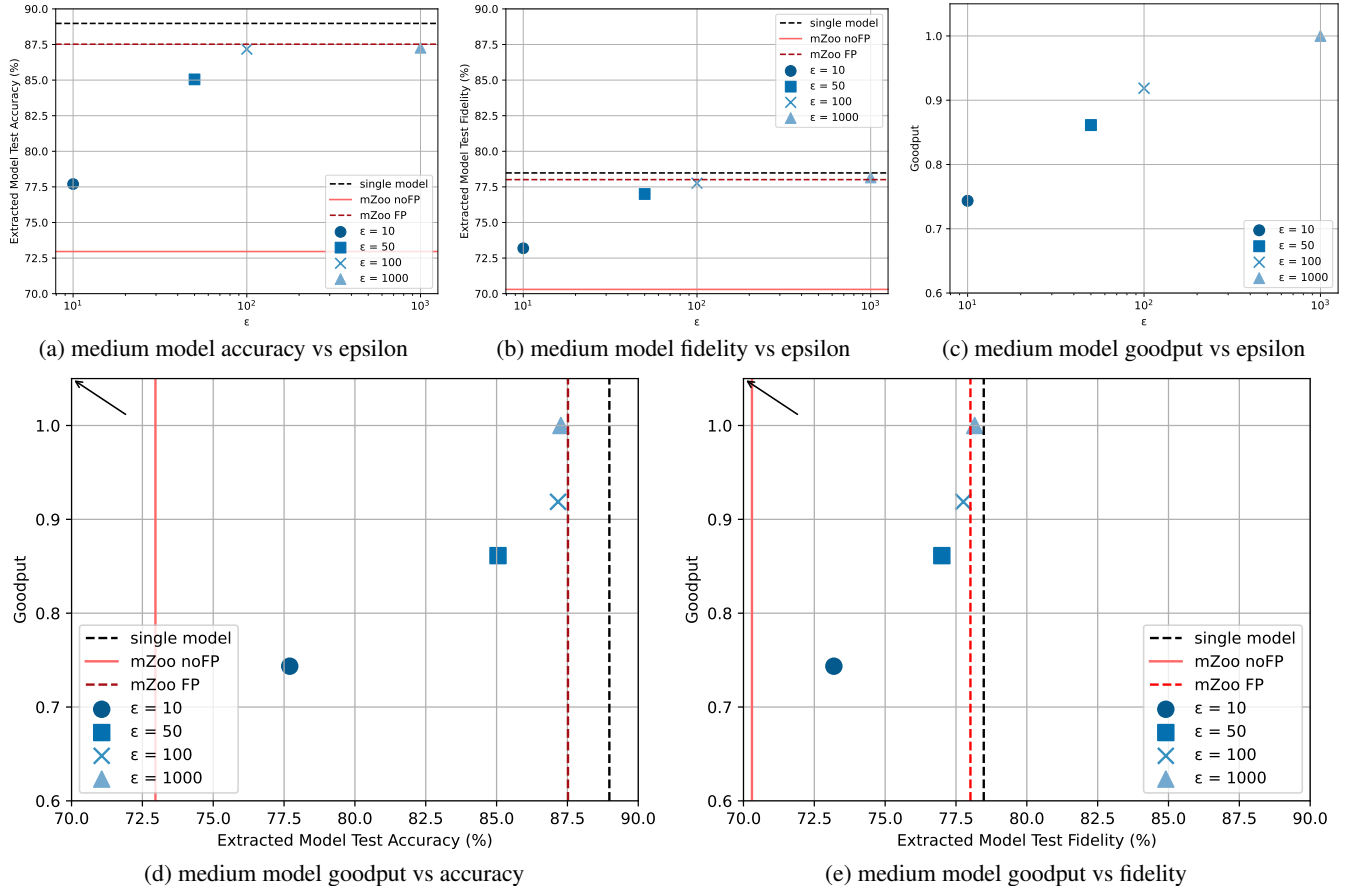


Figure 8: **Top row:** The relationship between goodput, fidelity, accuracy, and different ϵ values for extracting medium models trained on CIFAR-10. **Bottom row:** Goodput plotted against accuracy and fidelity. The desirable direction is shown with black arrows. Clearly, with decreasing ϵ , the accuracy and fidelity decrease, while the goodput also decreases. A good ϵ value should reduce the attack’s success and have an acceptable goodput ($\geq 80\%$). We see $\epsilon = 50$ is the best ϵ value out of the tested ϵ values for medium model extraction for this Pareto frontier.

this section through our experiment results.

We conduct our defense experiments on the same settings under which the attack is tested. Since the fingerprinting step is vital for the attack to succeed, we aim to see to what extent our defense mechanism reduces the effectiveness of the fingerprinting step. Ideally, we would like to reduce the fidelity and the accuracy of the extracted model to the values obtained when the attack was run without the fingerprinting step (Tab. 2, Tab. 3). We add noise to the latency and accuracy specifications of the client. The rationale behind this is that by changing the specifications of the model that the inference serving system has to pick, we reduce the chances of successfully fingerprinting any model from the zoo.

The performance of the inference serving system is measured in terms of goodput, defined in section 3.5. The system’s goal is to be as performant as possible while maintaining a required degree of protection from fingerprinting. Our defense mechanism only changes the client’s accuracy and latency specifications to the system and not the quality of the models on the Pareto frontier.

In the experiments, we set the system with sensitivity values according to the model zoo shown in Fig. 4: $\Delta f_{acc} = 1$ and

$\Delta f_{lat} = 18.271$ for CIFAR-10. For each dataset, we demonstrate extracting a large, medium, and small model. In these three scenarios, the latency budgets of the attacker are 21 ms, 13 ms, and 5 ms, respectively, for CIFAR-10. Our experiments verify whether launching the black-box single-model attack (MixMatch) with fingerprinting on a system that has our defense shows accuracy and fidelity comparable to that in the no-fingerprinting case (*i.e.*, naive attacker using single-model attacks on a model zoo without fingerprinting the zoo first).

In the defense, the number of queries taken to do the fingerprinting is not constant for a given model zoo because of the noise in the system. Moreover, not all queries will be answered by the system. A breakdown of the number of queries used in each step is presented in Tab. 4. Since the number of queries taken for defense is not constant, we did three trials for each setting and reported the average. After querying, the MixMatch method is trained for 1024 epochs on the points in the training set. Fig. 7 shows the probability distribution of the models getting triggered in our different attack scenarios.

Table 4: Mean number of queries used in each step for medium model extraction trained with CIFAR-10. Query budget is 4000. Fingerprinting without defense always takes a constant number of queries. In the defense, query complexity of fingerprinting reduces with decreasing ϵ . We also show number of queries that pass/fail.

Setting	number of queries			
	fingerprinting	labeling	successful	failed
single model	0	4000	4000	0
mzoo no-FP	0	4000	4000	0
mzoo FP	411	3589	3589	0
Defense $\epsilon=1000$	901.33	3098.67	3093.33	5.33
Defense $\epsilon=100$	864.33	3135.67	2310.00	825.67
Defense $\epsilon=50$	867.33	3132.67	2007.00	1125.67
Defense $\epsilon=10$	406.00	3594.00	3075.33	518.67

7.3.1 Experiment Results

We observe that the attack is less successful in terms of accuracy and fidelity with the defense. With $\epsilon = 10$, we get up to 4.8% drop in the fidelity and 9.8% drop in accuracy when compared with the fingerprinting-based attack without the defense, in the medium model case (Fig. 6). The closer the value of accuracy and fidelity is to those in the no-fingerprinting setting, the better the protection against the model extraction attack. From Tab. 2 and Tab. 3, we see that the fidelity and accuracy scores decrease with decreasing epsilon values. This is because lower epsilon results in more noise. And more noise in the system results in more queries being routed to models that are not the victim model.

Due to noise in the system, the adversary’s query may be routed to a model with a latency larger than the query’s latency specification. In such situations, the system does not send the output to the query, as shown in Algorithm 2. Since the adversary’s latency specification is its latency budget for all queries after the fingerprinting step, all the outputs after fingerprinting are from models that have inference latency less than the adversary’s latency budget. Due to the relationship between accuracy and latency on the Pareto frontier, this also means that all queries are answered by either the victim model or by models with accuracy less than the accuracy of the victim model.

Since higher protection comes with lower performance, we calculated the goodput scores of these runs. We observe in Fig. 8 that goodput decreases with decreasing epsilon values. The reason behind this is the fact that a lower epsilon value means more noise. More noise in the system means there is a high chance the query is being served by a model from outside the feasibility set, which is defined by the client’s unmodified accuracy and latency specifications. Goodput greater than 0.8 ($\geq 80\%$ queries meet specifications provided by the client) is generally agreed to be acceptable for an inference serving system. From Fig. 8, we can see that goodput greater than 0.8 is obtained with $\epsilon = 50$ in the medium model extraction, while the fidelity and accuracy of the attack reduce significantly. Hence, the system designer can use this ϵ value to effectively defend against fingerprinting-based attacks while maintaining

an acceptable quality-of-service (QoS). The main takeaway is that a balance between protection and performance can be reached by configuring ϵ in our defense mechanism for medium and small models.

We see that the defense is more effective in the medium and small model settings than in the large model setting. This is because while extracting a large model, even a large amount of noise in the system may result in a high-accuracy model being served. Since high-accuracy models result in high-quality labeled examples, the MixMatch attack will not suffer much, and the resulting accuracy values will remain fairly high. We provide a lower bound on fidelity while extracting a large model in Appendix B. Thus, our defense mechanism with the tested ϵ values is more effective for attacks targeting medium to small models. However, ϵ can be configured to suit the system designer’s needs.

8 Conclusion

We introduce a novel query-efficient fingerprinting algorithm that enables black-box attacks like model extraction to be carried out on inference serving systems. Our fingerprinting-based attack on a model-less inference serving system performs significantly better than a naive attack and comes close to the attack in a single-model setting while using the same number of queries. We show the generality of our attack by showing the efficacy of our method when extracting large, medium, and small models from a model zoo hidden behind a model-less interface. To counter the proposed attack, we design and implement a novel defense mechanism based on noise perturbation to protect against fingerprinting. It is able to weaken the fingerprinting attack for different model sizes successfully. Finally, the defense is shown as a trade-off between system performance and security, achieving a configurable, good level of security while simultaneously maintaining reasonable system goodput. This work is the first step towards thinking about practical black-box attacks on state-of-the-art model-less inference serving systems and defending proprietary served models against such attacks.

References

- [1] TensorFlow Serving for Model Deployment in Production, 2018. <https://www.tensorflow.org/tfx/guide/serving>.
- [2] Nvidia Triton. <https://developer.nvidia.com/nvidia-triton-inference-server>, May 2023.
- [3] Yossi Adi, Carsten Baum, Moustapha Cisse, Benny Pinkas, and Joseph Keshet. Turning your weakness into a strength: Watermarking deep neural networks by backdooring. In *27th {USENIX} Security Symposium ({USENIX} Security 18)*, pages 1615–1631, 2018.

- [4] Giuseppe Ateniese, Luigi V Mancini, Angelo Spognardi, Antonio Villani, Domenico Vitali, and Giovanni Felici. Hacking smart machines with smarter ones: How to extract meaningful data from machine learning classifiers. *International Journal of Security and Networks*, 10(3):137–150, 2015.
- [5] David Berthelot, Nicholas Carlini, Ian Goodfellow, Nicolas Papernot, Avital Oliver, and Colin A Raffel. Mix-match: A holistic approach to semi-supervised learning. *Advances in neural information processing systems*, 32, 2019.
- [6] Nicholas Carlini, Matthew Jagielski, and Ilya Mironov. Cryptanalytic extraction of neural network models. In *Advances in Cryptology—CRYPTO 2020: 40th Annual International Cryptology Conference, CRYPTO 2020, Santa Barbara, CA, USA, August 17–21, 2020, Proceedings, Part III*, pages 189–218. Springer, 2020.
- [7] Nishanth Chandran, Divya Gupta, Sai Lakshmi Bhavana Obbattu, and Akash Shah. $\{\text{SIMC}\}:\{\text{ML}\}$ inference secure against malicious clients at $\{\text{Semi-Honest}\}$ cost. In *31st USENIX Security Symposium (USENIX Security 22)*, pages 1361–1378, 2022.
- [8] Varun Chandrasekaran, Kamalika Chaudhuri, Irene Giacomelli, Somesh Jha, and Songbai Yan. Exploring connections between active learning and model extraction. In *Proceedings of the 29th USENIX Conference on Security Symposium*, pages 1309–1326, 2020.
- [9] Chien-Ying Chen, Debopam Sanyal, and Sibin Mohan. Indistinguishability prevents scheduler side channels in real-time systems. In *Proceedings of the 2021 ACM SIGSAC Conference on Computer and Communications Security*, pages 666–684, 2021.
- [10] Jacson Rodrigues Correia-Silva, Rodrigo F Berriel, Claudine Badue, Alberto F de Souza, and Thiago Oliveira-Santos. Copycat cnn: Stealing knowledge by persuading confession with random non-labeled data. In *2018 International Joint Conference on Neural Networks (IJCNN)*, pages 1–8. IEEE, 2018.
- [11] Jorge Cortés, Geir E Dullerud, Shuo Han, Jerome Le Ny, Sayan Mitra, and George J Pappas. Differential privacy in control and network systems. In *2016 IEEE 55th Conference on Decision and Control (CDC)*, pages 4252–4272. IEEE, 2016.
- [12] Daniel Crankshaw, Gur-Eyal Sela, Xiangxi Mo, Corey Zumar, Ion Stoica, Joseph Gonzalez, and Alexey Tumanov. Inferline: latency-aware provisioning and scaling for prediction serving pipelines. In *Proceedings of the 11th ACM Symposium on Cloud Computing*, pages 477–491, 2020.
- [13] Daniel Crankshaw, Xin Wang, Giulio Zhou, Michael J Franklin, Joseph E Gonzalez, and Ion Stoica. Clipper: A low-latency online prediction serving system. In *NSDI*, volume 17, pages 613–627, 2017.
- [14] Jia Deng, Wei Dong, Richard Socher, Li-Jia Li, Kai Li, and Li Fei-Fei. Imagenet: A large-scale hierarchical image database. In *2009 IEEE Conference on Computer Vision and Pattern Recognition*, pages 248–255, 2009.
- [15] Cynthia Dwork, Krishnamurthy Kenthapadi, Frank McSherry, Ilya Mironov, and Moni Naor. Our data, ourselves: Privacy via distributed noise generation. In *Advances in Cryptology—EUROCRYPT 2006: 24th Annual International Conference on the Theory and Applications of Cryptographic Techniques, St. Petersburg, Russia, May 28–June 1, 2006. Proceedings 25*, pages 486–503. Springer, 2006.
- [16] Cynthia Dwork, Frank McSherry, Kobbi Nissim, and Adam Smith. Calibrating noise to sensitivity in private data analysis. In *Theory of Cryptography: Third Theory of Cryptography Conference, TCC 2006, New York, NY, USA, March 4–7, 2006. Proceedings 3*, pages 265–284. Springer, 2006.
- [17] Neil Zhenqiang Gong and Bin Liu. You are who you know and how you behave: Attribute inference attacks via users’ social friends and behaviors. In *USENIX Security Symposium*, pages 979–995, 2016.
- [18] Arpan Gujarati, Reza Karimi, Safya Alzayat, Wei Hao, Antoine Kaufmann, Ymir Vigfusson, and Jonathan Mace. Serving DNNs like clockwork: Performance predictability from the bottom up. In *14th USENIX Symposium on Operating Systems Design and Implementation (OSDI 20)*, pages 443–462. USENIX Association, November 2020.
- [19] Arpan Gujarati, Reza Karimi, Safya Alzayat, Wei Hao, Antoine Kaufmann, Ymir Vigfusson, and Jonathan Mace. Serving dnns like clockwork: Performance predictability from the bottom up. *arXiv preprint arXiv:2006.02464*, 2020.
- [20] Kaiming He, Xiangyu Zhang, Shaoqing Ren, and Jian Sun. Identity mappings in deep residual networks. In *Computer Vision—ECCV 2016: 14th European Conference, Amsterdam, The Netherlands, October 11–14, 2016, Proceedings, Part IV 14*, pages 630–645. Springer, 2016.
- [21] Zhenqi Huang, Yu Wang, Sayan Mitra, and Geir E Dullerud. On the cost of differential privacy in distributed control systems. In *Proceedings of the 3rd international conference on High confidence networked systems*, pages 105–114, 2014.

- [22] Doug Hudgeon and Richard Nichol. Machine Learning for Business: Using Amazon Sagemaker and Jupyter. <https://aws.amazon.com/sagemaker>, 2020.
- [23] Matthew Jagielski, Nicholas Carlini, David Berthelot, Alex Kurakin, and Nicolas Papernot. High accuracy and high fidelity extraction of neural networks. In *Proceedings of the 29th USENIX Conference on Security Symposium*, pages 1345–1362, 2020.
- [24] Hengrui Jia, Christopher A Choquette-Choo, Varun Chandrasekaran, and Nicolas Papernot. Entangled watermarks as a defense against model extraction. In *USENIX Security Symposium*, pages 1937–1954, 2021.
- [25] Mika Juuti, Sebastian Szyller, Samuel Marchal, and N Asokan. Prada: protecting against dnn model stealing attacks. In *2019 IEEE European Symposium on Security and Privacy (EuroS&P)*, pages 512–527. IEEE, 2019.
- [26] Sanjay Kariyappa, Atul Prakash, and Moinuddin K Qureshi. Protecting dnns from theft using an ensemble of diverse models. In *International Conference on Learning Representations*, 2021.
- [27] Sanjay Kariyappa and Moinuddin K Qureshi. Defending against model stealing attacks with adaptive misinformation. In *Proceedings of the IEEE/CVF Conference on Computer Vision and Pattern Recognition*, pages 770–778, 2020.
- [28] Alex Krizhevsky, Geoffrey Hinton, et al. Learning multiple layers of features from tiny images. 2009.
- [29] Taesung Lee, Benjamin Edwards, Ian Molloy, and Dong Su. Defending against neural network model stealing attacks using deceptive perturbations. In *2019 IEEE Security and Privacy Workshops (SPW)*, pages 43–49. IEEE, 2019.
- [30] Ryan Lehmkuhl, Pratyush Mishra, Akshayaram Srinivasan, and Raluca Ada Popa. Muse: Secure inference resilient to malicious clients. In *USENIX Security Symposium*, pages 2201–2218, 2021.
- [31] Sam Leroux, Tim Verbelen, Pieter Simoons, and Bart Dhoedt. Privacy aware offloading of deep neural networks. *arXiv preprint arXiv:1805.12024*, 2018.
- [32] Fatemehsadat Mireshghallah, Mohammadkazem Taram, Prakash Ramrakhiani, Ali Jalali, Dean Tullsen, and Hadi Esmaeilzadeh. Shredder: Learning noise distributions to protect inference privacy. In *Proceedings of the Twenty-Fifth International Conference on Architectural Support for Programming Languages and Operating Systems*, pages 3–18, 2020.
- [33] Yuval Netzer, Tao Wang, Adam Coates, Alessandro Bisacco, Bo Wu, and Andrew Y Ng. Reading digits in natural images with unsupervised feature learning. 2011.
- [34] Tribhuvanesh Orekondy, Bernt Schiele, and Mario Fritz. Knockoff nets: Stealing functionality of black-box models. In *Proceedings of the IEEE/CVF conference on computer vision and pattern recognition*, pages 4954–4963, 2019.
- [35] Tribhuvanesh Orekondy, Bernt Schiele, and Mario Fritz. Prediction poisoning: Towards defenses against dnn model stealing attacks. *arXiv preprint arXiv:1906.10908*, 2019.
- [36] Seyed Ali Osia, Ali Shahin Shamsabadi, Sina Sajadmanesh, Ali Taheri, Kleomenis Katevas, Hamid R Rabbiee, Nicholas D Lane, and Hamed Haddadi. A hybrid deep learning architecture for privacy-preserving mobile analytics. *IEEE Internet of Things Journal*, 7(5):4505–4518, 2020.
- [37] Seyed Ali Osia, Ali Taheri, Ali Shahin Shamsabadi, Kleomenis Katevas, Hamed Haddadi, and Hamid R Rabbiee. Deep private-feature extraction. *IEEE Transactions on Knowledge and Data Engineering*, 32(1):54–66, 2018.
- [38] Soham Pal, Yash Gupta, Aditya Kanade, and Shirish Shevade. Stateful detection of model extraction attacks. *arXiv preprint arXiv:2107.05166*, 2021.
- [39] Nicolas Papernot, Patrick McDaniel, Ian Goodfellow, Somesh Jha, Z Berkay Celik, and Ananthram Swami. Practical black-box attacks against machine learning. In *Proceedings of the 2017 ACM on Asia conference on computer and communications security*, pages 506–519, 2017.
- [40] Adnan Siraj Rakin, Md Hafizul Islam Chowdhury, Fan Yao, and Deliang Fan. Deepsteal: Advanced model extractions leveraging efficient weight stealing in memories. In *2022 IEEE Symposium on Security and Privacy (SP)*, pages 1157–1174. IEEE, 2022.
- [41] Robert Nikolai Reith, Thomas Schneider, and Oleksandr Tkachenko. Efficiently stealing your machine learning models. In *Proceedings of the 18th ACM Workshop on Privacy in the Electronic Society*, pages 198–210, 2019.
- [42] Francisco Romero, Qian Li, Neeraja J Yadwadkar, and Christos Kozyrakis. Infaas: Automated model-less inference serving. In *USENIX Annual Technical Conference*, pages 397–411, 2021.
- [43] Manas Sahni, Shreya Varshini, Alind Khare, and Alexey Tumanov. Compofa: Compound once-for-all networks for faster multi-platform deployment. *arXiv preprint arXiv:2104.12642*, 2021.

- [44] Reza Shokri, Marco Stronati, Congzheng Song, and Vitaly Shmatikov. Membership inference attacks against machine learning models. In *2017 IEEE symposium on security and privacy (SP)*, pages 3–18. IEEE, 2017.
- [45] Wenting Zheng Srinivasan, PMRL Akshayaram, and Popa Raluca Ada. Delphi: A cryptographic inference service for neural networks. In *Proc. 29th USENIX Secur. Symp.*, pages 2505–2522, 2019.
- [46] Sebastian Szyller, Buse Gul Atli, Samuel Marchal, and N Asokan. Dawn: Dynamic adversarial watermarking of neural networks. In *Proceedings of the 29th ACM International Conference on Multimedia*, pages 4417–4425, 2021.
- [47] Florian Tramèr, Fan Zhang, Ari Juels, Michael K Reiter, and Thomas Ristenpart. Stealing machine learning models via prediction apis. In *USENIX security symposium*, volume 16, pages 601–618, 2016.
- [48] Jean-Baptiste Truong, Pratyush Maini, Robert J Walls, and Nicolas Papernot. Data-free model extraction. In *Proceedings of the IEEE/CVF conference on computer vision and pattern recognition*, pages 4771–4780, 2021.
- [49] Ji Wang, Jianguo Zhang, Weidong Bao, Xiaomin Zhu, Bokai Cao, and Philip S Yu. Not just privacy: Improving performance of private deep learning in mobile cloud. In *Proceedings of the 24th ACM SIGKDD international conference on knowledge discovery & data mining*, pages 2407–2416, 2018.
- [50] Yu Wang, Zhenqi Huang, Sayan Mitra, and Geir E Dullerud. Differential privacy in linear distributed control systems: Entropy minimizing mechanisms and performance tradeoffs. *IEEE Transactions on Control of Network Systems*, 4(1):118–130, 2017.
- [51] Fei Xu, Jianian Xu, Jiabin Chen, Li Chen, Ruitao Shang, Zhi Zhou, and F. Liu. igniter: Interference-aware gpu resource provisioning for predictable dnn inference in the cloud. *IEEE Transactions on Parallel and Distributed Systems*, 34:812–827, 2022.

A Attack Results on SVHN

This section presents the results of using our fingerprinting-based attack on a model zoo trained on the SVHN dataset.

Table 5: Accuracy values of the extracted models under different settings. The model zoo is trained on SVHN. MixMatch method is trained for 1024 epochs. The query budget is 4000.

Setting	small	medium	large
single model	56.67	91.46	95.66
mzoo no-FP	49.83	77.16	87.61
mzoo FP	56.12	88.98	95.69

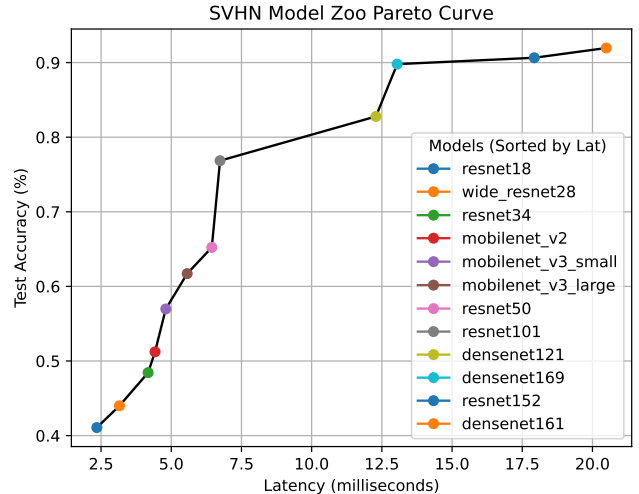


Figure 9: The model zoo that we trained on SVHN.

Table 6: Fidelity values of the extracted models under different settings. The model zoo is trained on SVHN. MixMatch method is trained for 1024 epochs. The query budget is 4000.

Setting	small	medium	large
single model	56.34	76.75	92.40
mzoo no-FP	49.17	68.22	85.41
mzoo FP	56.30	76.70	92.39

B Proof of Lower Bound on Fidelity for Large Models

How is the fidelity of the extracted model with respect to the victim model related to their accuracy scores on the same test set?

To justify the defense, we need to show that it reduces the fidelity and accuracy scores. Extraction with noise in the system will result in an “aggregate” extracted model. Thus, our goal is to show that this aggregate extracted model is poor in terms of fidelity and accuracy, i.e., it has a low fidelity score with respect to the victim model. It is safe to assume that a high-accuracy feasibility set will result in a high-accuracy extracted model. So now we will try to **minimize** the fidelity score between an aggregate extracted model and a victim model.

Let us calculate the minimum fidelity possible for an aggregate extracted model (i.e., obtained with the defense) from a high-accuracy feasibility set.

Proof. Let D be the test set of points for a classification task with k classes. Let S_i be the set of points from D that model m_i classifies correctly. There are two models of concern here: m_v (the victim model) and m_e (the extracted model).

Let a_v and a_e be the accuracy scores on D of models m_v and m_e , respectively. **We assume** that $a_v \geq 0.9$ and $a_e \geq 0.9$, as the extracted model m_e is obtained from querying a high-accuracy feasibility set and the victim

model m_v lies in this feasibility set.

Let $n(A)$ stand for the number of distinct elements in the set A . Let F be the fidelity set, i.e., the set of all such points in D for which m_v and m_e predict the same class. F can be broken down into two disjoint sets:

1. a set of points on which both models make the correct prediction, i.e., $(S_v \cap S_e)$.
2. a set of points on which both models make incorrect predictions but predict the same class. We denote this set by P .

Thus, $F = (S_v \cap S_e) + P$ and $n(F) = n(S_v \cap S_e) + n(P)$

$$n(S_v \cap S_e) = n(S_v) + n(S_e) - n(S_v \cup S_e) = a_v.n(D) + a_e.n(D) - n(S_v \cup S_e)$$

$$\text{Hence, } n(F) = a_v.n(D) + a_e.n(D) - n(S_v \cup S_e) + n(P)$$

We can minimize the above as follows:

$$\begin{aligned} \min(n(F)) &= a_v.n(D) + a_e.n(D) - \max(n(S_v \cup S_e)) + \\ \min(n(P)) &= a_v.n(D) + a_e.n(D) - n(D) + 0 = \\ &= n(D).(a_v + a_e - 1) \end{aligned}$$

Thus, the minimum fidelity score is $\frac{\min(n(F))}{n(D)} = (a_v + a_e - 1) \geq 0.8$

■

Conclusion: Attacking a high accuracy (or large) model results in a relatively high fidelity score (≥ 0.8) even with the defense. Therefore, we need to attack a lower accuracy (or small) model to get a significant reduction in fidelity (or improvement in protection) with the defense.