



# SCITUNE: Aligning Large Language Models with Scientific Multimodal Instructions

Sameera Horawalavithana and Sai Munikoti and Ian Stewart and Henry Kvinge  
yasanka.horawalavithana,sai.munikoti,ian.stewart,henry.kvinge@pnnl.gov  
Pacific Northwest National Laboratory, Richland, WA

## Abstract

Instruction finetuning is a popular paradigm to align large language models (LLM) with human intent. Despite its popularity, this idea is less explored in improving the LLMs to align existing foundation models with scientific disciplines, concepts and goals. In this work, we present *SciTune* as a tuning framework to improve the ability of LLMs to follow scientific multimodal instructions. To test our methodology, we use a human-generated scientific instruction tuning dataset and train a large multimodal model *LLaMA-SciTune* that connects a vision encoder and LLM for science-focused visual and language understanding. In comparison to the models that are finetuned with machine generated data only, *LLaMA-SciTune* surpasses human performance on average and in many sub-categories on the ScienceQA benchmark.

## 1 Introduction

Instruction tuning has gained significant traction in the community as a means of enhancing the capabilities of large language models (LLMs), allowing them to accurately balance desired outcomes, context, and human preferences, leading to more relevant and coherent responses. More recently, there are AI assistants who comprehend and execute multimodal vision-and-language instructions, aligned with human intent, to successfully accomplish diverse real-world tasks in complex multimodal environments. In the latest developments, MiniGPT-4 (Zhu et al., 2023), LLaVA (Liu et al., 2023) and LLaMA-Adapter (Gao et al., 2023) have focused on expanding language-only instruction models to incorporate multimodal capabilities, thereby empowering LLMs with the ability to perform visual grounded reasoning tasks.

While these results have been impressive, many of these models still fail to perform in ways that meet the standards of certain scientific subdomains (Li et al., 2023). In this work, we focus

on the problem of adapting multimodal foundation models to scientific tasks. To achieve this, we investigate grounding *scientific multimodal instruction tuning*, to align existing foundation models with scientific disciplines, concepts, and goals to ensure that generated content aligns with the standards and expectations of the scientific community. Our hypothesis is that scientifically aligned multimodal foundation models could be able to learn from unique patterns and structures present in scientific language and follow precise instructions about complex procedures, protocols, and guidelines in the scientific environments. These models can exhibit improved or comparable performance on science-focused downstream tasks in comparison to the models aligned with general human feedback.

To this end, we introduce a new framework called *SciTune* to perform scientific multimodal instruction tuning on top of any decoder-based pre-trained LLM and vision encoder. *SciTune* includes two stages for *scientific multimodal instruction tuning*, i) *scientific concept alignment* to learn across various scientific visual signals (e.g., plots, charts, equation, diagram, etc.), and textual signals (e.g., captions, optical character recognition (OCR) and paragraph mentions), ii) *scientific instruction tuning* to fine-tune on a multimodal scientific reasoning task. To validate our approach, we perform experiments on top of LLaMA (Touvron et al., 2023), the best performing open-source LLM and LLaVA (Liu et al., 2023), the most recent state-of-the-art multimodal instruction tuned model architecture. We show that our model, LLaMA-SciTune surpasses human performance on the ScienceQA multimodal reasoning benchmark and performs significantly better than state-of-the-art (SOTA) vision-language models in a variety of scientific image understanding tasks with zero-demonstrations during the inference time.

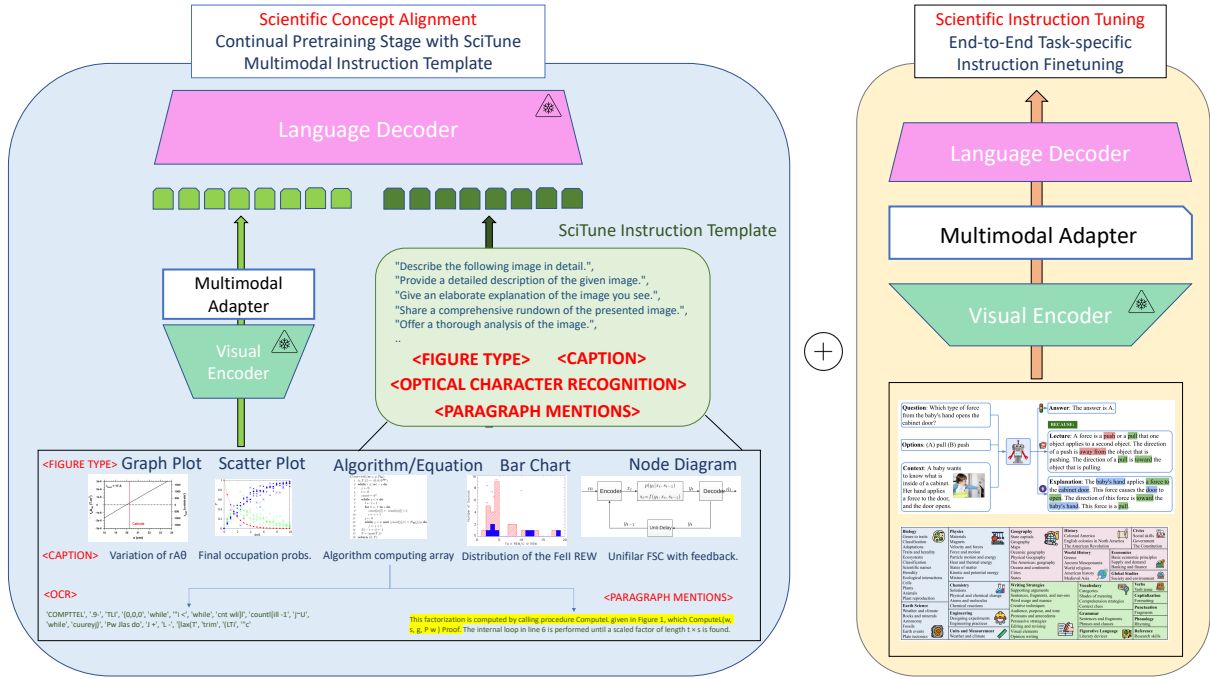


Figure 1: SciTune presents i) *scientific concept alignment* to learn across various scientific visual signals (e.g., plots, charts, equation, diagram, etc.), and textual signals (e.g., captions, OCR and paragraph mentions), ii) *scientific instruction tuning* to fine-tune on a multimodal scientific reasoning task (e.g., ScienceQA with 21k multimodal multiple choice questions with rich domain diversity across 3 subjects, 26 topics, 127 categories, and 379 skills.)

## 2 Related Work

**Natural Language Instruction Tuning** Instruction tuning enables LLMs to follow natural language instructions and align well with human intent. Most recent instruction tuned models such as InstructGPT (Ouyang et al., 2022), FLAN-T5/PALM (Chung et al., 2022), OPT-IML (Iyer et al., 2022), and BLOOMZ (Muennighoff et al., 2022) have shown improved zero- and few-shot downstream task performance over their non-instruction tuned models. The performance of these models is mainly due to the quality of instruction tuning datasets. For example, FLAN-T5/PALM (Chung et al., 2022) models use the Flan instruction tuning task collection generated from large number of NLP tasks reformatted with specific task-specific instruction templates. There have been several recent attempts to improve the diversity of the tasks presented in these collections with synthetic data generation (Peng et al., 2023; Wang et al., 2022; Raheja et al., 2023; Honovich et al., 2022; Ye et al., 2022; Gupta et al., 2022). For example, Peng et al. (Peng et al., 2023) improve the LLaMA models by instruction-tuning them with GPT-4 without human in the loop. However, synthetic data generated by other LLMs is skewed

toward the distribution of tasks and instructions present in their pre-training corpus. This means a model trained in this way is limited to mimicking the styles of propriety, closed-source LLMs like GPT-4 and ChatGPT with a tendency to veer away from factuality (Gudibande et al., 2023; Wang et al., 2023). Other attempts use human feedback on the responses generated by a model (Ouyang et al., 2022; Glaese et al., 2022; Bai et al., 2022a,b; Nakano et al., 2021). But human feedback datasets are expensive to collect and there are fewer existing datasets that are publicly available when compared to instruction tuning datasets.

**Multimodal Instruction Tuning** Zhang et al. (Zhang et al., 2023a) proposed LLaMA-Adapter to guide the LLaMA model to follow multimodal instructions. Specifically, they proposed a zero-init attention with gating as a Parameter-Efficient Fine-Tuning (PEFT) technique to prepend learnable multimodal adaption prompts to the input text tokens at higher transformer layers in the LLaMA model. The same authors proposed LLaMA-Adapter-V2 (Gao et al., 2023) that distribute the learnable parameters across all layers in the LLaMA model to improve performance in multimodal reasoning. MiniGPT-4 (Zhu et al., 2023)

combined the frozen LLM (Vicuna) and a vision encoder with a single projection layer and finetuned with a highly-curated visual conversation dataset. More recently, Liu et al (Liu et al., 2023) introduce *visual instruction tuning* to develop general-purpose visual assistant (LLaVA) that follows multimodal instructions. They present several data reformation techniques to construct multimodal instruction-following data from the standard image-text pairs. For example, LLaVA model was trained with 595K image-text pairs filtered from the CC3M dataset (Sharma et al., 2018), and 158K unique language-image instruction-following data generated from ChatGPT/GPT-4 (Liu et al., 2023). This multimodal instruction set includes image-based *conversations* and *detailed descriptions* and *complex reasoning* questions. In comparison to LLaVA, our SciTune framework handles several scientific data modalities such as scientific plots, figure types, optical character recognition (OCR), and paragraph mentions to increase the scientific concept coverage during the pretraining stage. In addition, we only use 50% of the training examples compared to the CC3M dataset used in the LLaVA model.

**Science-Focused Multimodal Reasoning** ScienceQA (Lu et al., 2022) is the standard benchmark for multimodal scientific question answering that covers diverse types of questions, topics and domains. This benchmark tests the multimodal reasoning abilities of models, requiring that they answer multiple choice questions based on visual and textual information and then support that answer via a lecture and explanation. While there are more than 15+ models (including GPT-4 from OpenAI (Bubeck et al., 2023)) evaluated on ScienceQA, only a couple of models record performance comparable to humans<sup>1</sup>. In particular, Multimodal-COT (Zhang et al., 2023b) reports human-level performance in ScienceQA by performing the chain of thought (CoT) reasoning in two stages, rationale generation and answer inference. Specifically, Multimodal-COT used the UnifiedQA as the base LLM and DETR (Carion et al., 2020) to extract the vision features. However, further analysis suggests that CoT based reasoning may not always lead into the most accurate answer. This model often makes commonsense mistakes when answering the questions requires commonsense knowledge, e.g., the ability to understand maps and counting numbers in the images, and utilizing the alphabet,

<sup>1</sup>ScienceQA Public Leaderboard

and logical mistakes, with contradictions in the reasoning chains. Multimodal-COT was not evaluated in other visual reasoning tasks in the scientific domain. On the one hand, LLaVA (Liu et al., 2023) reaches the SOTA performance in the ScienceQA benchmark with the support from GPT-4 that acts as a judge to evaluate the generated answers.

### 3 Scientific Multimodal Instruction Tuning

LLMs memorize only part of scientific knowledge due to the availability of training data during pretraining and show less capability to distinguish the scientific knowledge from the world knowledge (Taylor et al., 2022). For example, LLMs perform differently across various scientific domains when required to train from scratch or continual pretraining (Horawalavithana et al., 2022). There are two major challenges when aligning existing foundation models with scientific goals. First, there are only few publicly available models that can reason about scientific knowledge and performs well on knowledge-intensive scientific tasks (Taylor et al., 2022). For example, a recent investigation (Fu, 2023) suggests that existing LLMs are very sensitive to the changes in the evaluation protocol used in the science-focused Massive Multitask Language Understanding (MMLU) benchmark (Hendrycks et al., 2021). This shows that generally pretrained LLMs may hallucinate in generating answers in the science focused downstream tasks without providing any scientific explanations. Second, there are only few high-curated multimodal instruction-following data available in the scientific domains (Li et al., 2023). This is a major challenge in developing visual assistants useful for practitioners in a variety of scientific domains (e.g., understanding patients’ needs and providing informed advice given visuals from chest X-ray or computed tomography.) One of our contributions is to provide a framework to generate science-focused multimodal instruction following datasets that cover the broader scientific concepts required to solve a variety of practically relevant science tasks (Taylor et al., 2022; Lu et al., 2022).

In this section, we describe the SciTune framework in two stages of Scientific Multimodal Concept Alignment and Task-specific Instruction Tuning in Section 3.1 and the multimodal architecture used for the experiments in Section 3.2.

### 3.1 Scientific Multimodal Instructions

We propose an *early-fusion* strategy to jointly reason over the text, images, and other modalities with a shared multifaceted representation as presented as SciTune instructions. The SciTune instruction template  $x = (s_D, s_I, s_T)$  includes a system message  $s_D$  to help the model to understand the role and context, instruction  $s_I$  randomly sampled from the visual-grounded questions, and  $s_T$  to encode the multimodality data.

**Human-generated Scientific Instructions** This work solely focuses on multimodal instructions generated by humans instead of machine generated content used in other visual instruction tuned models (Liu et al., 2023; Gao et al., 2023). Our goal is to align the pretrained foundation models with natural scientific concepts and true intent of humans (scientists). To this end, we chose the scientific publications (PDFs) as the medium of scientific instructions that demonstrate various stages of scientific discovery. We use the SciCap (Hsu et al., 2021) datasets with more than 400,000 scientific figure images extracted from various arXiv papers, including their respective captions and relevant paragraphs. This dataset is composed of arXiv papers from January 2010 to October 2020. It encompasses eight distinct categories: Computer Science, Economics, Electrical Engineering and Systems Science, Mathematics, Physics, Quantitative Biology, Quantitative Finance, and Statistics. We use the 333,472 examples provided in the SciCap training split for pretraining and use a sample of the validation records to evaluate the performance. We introduce scientific captions ( $s_c$ ), figure types ( $s_t$ ), optical character recognition (OCR) ( $s_o$ ) and paragraph mentions ( $s_m$ ) in the instruction template  $s_T = \{s_c, s_t, s_o, s_m\}$  to convert the SciCap dataset into a multimodal instruction following dataset. Please see the Table 6 for a sample SciTune instruction.

### 3.2 Multimodal Architecture

**Architecture** We build on top of the most recent multimodal architectures (e.g., LLaVA (Liu et al., 2023), LLaMA-Adapter (Zhang et al., 2023a)) that guide LLMs to follow multimodal instructions. We noticed that adapter-based multimodal training serves as the most efficient technique for injecting multimodal knowledge to a pretrained LLM decoder model. Our goal was to improve the existing LLMs to perform better on science-focused multi-

modal reasoning and visual grounded tasks. To this end, we chose LLaMA (Touvron et al., 2023) as the LLM decoder, and CLIP visual encoder (Radford et al., 2021) to experiment with multimodal adapter training as shown in Figure 1.

The multimodal adapter transforms the output of the visual encoder model as inputs to the language decoder with a linear projection layer. While we keep the language decoder and the visual encoder models frozen, the multimodal adapter is updated during the pretraining stage. This modular architecture can be plugged with any language decoder and a visual encoder model. We continue our experiments with LLaMA 7B and 13B model variants for better comparison with other baseline models. It is worthwhile to note that we chose LLaMA due to its superior performance in the public benchmarks and its open-source accessibility.

We do not use any instruction-tuned LLaMA variants (e.g., Vicuna, Guanaco) in our experiments due to two main reasons. First, we mainly focus on improving the base LLM decoder models with multimodal instructions generated by humans in order to eliminate all confounding factors such as machine generated instruction tuning. Since a majority of instruction-tuned models developed on top of LLaMA are knowledge-distilled from closed-source, proprietary models like GPT-4, we want to avoid any unexpected performance advantages. Second, we want to make a fair comparison with other baseline models proposed in this area developed on top of the base LLaMA model, and test whether the multimodal instruction tuning proposed in this work could lead into better scientific concept understanding compared to those models.

**Training** We present the unsupervised distribution estimation  $p(x)$  from a set of SciTune instructions  $(x_1, x_2, \dots, x_m)$  as the product of conditional multimodal token probabilities as shown in Equation 1.

$$p(x) = \prod_{j=1}^n p(s_{T>j} | s_V, s_I, s_{T<j}) \quad (1)$$

We use the  $s_V$  as the multimodal tokens after projected from the respective plot visuals  $V$ . We sample the instruction  $s_I$  from the list of questions presented in Table 7. Note that we skip the token descriptors in  $s_T$  for brevity, unless the model is trained autoregressively to generate exact tokens across all textual modalities in  $s_T = \{s_c, s_t, s_o, s_m\}$ . More importantly, the model is



able to jointly generate all modality tokens in a single-turn conversation. For example, given a scientific plot and an instruction, the model first generates the figure type (e.g., Graph Plot, Scatterplot, Node Diagram, Equation, Bar Chart), then the visual content through captioning and OCR, and finally the cited paragraph.

## 4 Experiments

In this section, we report the performance of LLaMA-SciTune model across a variety of science-focused downstream tasks. Our goal is to assess the performance of the model in visual grounded language understanding and multimodal reasoning tasks. For example, we want to show how much different training stage contributes to the model performance, or whether adding various scientific modalities in the instruction template (as presented in Section 3.1) improves the overall performance. To this end, we trained three LLaMA-SciTune models to perform ablation studies on the input scientific modalities and test whether the scale of the LLM really matters in the downstream task performance. Each model spans over two training stages: i) the scientific concept alignment and ii) scientific instruction tuning. Thus, we use the corresponding stage checkpoints to drive additional experiments. First, we report the performance of our model in two science-focused visual grounded tasks in Section 4.1 to assess the scientific concept alignment training stage. Finally, we use the ScienceQA benchmark to test the multimodal reasoning abilities of our model across three scientific subject areas (Section 4.2).

### 4.1 Vision Grounded Tasks Performance

In this section, we report the performance of the scientific concept alignment stage of the training with two zero-shot downstream tasks. In the first task, we evaluate how well the LLaMA-SciTune is able to align the associated figure types with the actual image. In the second task, we evaluate the performance of the LLaMA-SciTune in generating the figure captions. We use the validation data released by SciCap challenge to perform our experiments. This validation dataset includes 500 random instances of plots and the associated figure type, caption, OCR, and paragraph mentions.

#### 4.1.1 Scientific Figure Type Generation

In the scientific concept alignment stage, one of the learning tasks is to align the scientific visu-

als with the correct figure type. For example, the model should be able to distinguish a graph plot from a scatter plot. We compare the performance of our model of generating the figure types with a standalone vision encoder. For example, we use the CLIP model (Radford et al., 2021) to perform figure type classification in the zero-shot manner given five candidate types (e.g., Graph Plot, Scatterplot, Node Diagram, Equation, Bar Chart). We locate the figure types in the generated SciTune outputs, and compare it with the ground truth. As shown in Table 1, LLaMA-SciTune shows 57% performance improvement over the standalone CLIP model used in the figure type classification. It is important to note that the LLaMA-SciTune used the same CLIP model as the visual encoder, but the additional multimodal adapter was optimized towards aligning figure types with the plots during the pretraining stage. This multimodal adapter is able to project the outputs of vision encoder into the LLM to improve its understanding on the scientific plots.

Table 1: Accuracy of Generating the Figure Types. We also report the zero-shot figure type classification performance of the CLIP (Radford et al., 2021) model.

Figure Type	CLIP	LLaMA-SciTune
Graph Plot	54.07	<b>93.48</b>
Scatterplot	53.48	<b>79.06</b>
Node Diagram	91.02	<b>98.71</b>
Equation	65.71	<b>94.28</b>
Bar Chart	28.94	<b>84.21</b>
All	58.68	<b>92.42</b>

#### 4.1.2 Scientific Figure Captioning

In this section, we test the model performance of generating scientific figure captions given only the scientific plot. Previous works show that scientific figure captioning is an extremely challenging task due to complex image understanding required in vision-to-language modeling (Huang et al., 2023). We take the first sentence in the generated SciTune output as the generated caption. We compare our model performance with the SOTA image captioning model, BLIP (Li et al., 2022), trained with more than 14M image-text pairs. We use two text evaluation metrics, BLEU and ROUGE, to measure the goodness of generated captions compared with the ground truth.

As shown in Table 2, the LLaMA-SciTune

model outperforms the BLIP model in both automated text evaluation metrics. This suggests that LLaMA-SciTune may have a better understanding of the scientific plot in comparison to the BLIP model finetuned towards image captions. It is worthwhile to note that LLaMA-SciTune was not directly optimized towards image captioning, but it acquires this skill during the scientific concept alignment via instructions. Table 8 shows a few generated captions in comparison to the baseline and ground truth image captions.

Table 2: Evaluation of Generated Figure Captions

Model	BLEU	ROUGE
BLIP (Li et al., 2022)	0.02±0.02	0.10±0.07
LLaMA-SciTune	<b>0.05±0.03</b>	<b>0.13±0.08</b>

## 4.2 Scientific Multimodal Reasoning Task Performance

In this section, we evaluate the model performance on science-focused multimodal reasoning question and answering (QA). We report the model performance in the ScienceQA benchmark (Lu et al., 2022) that includes 21k multimodal multiple choice questions with rich domain diversity across 3 subjects, 26 topics, 127 categories, and 379 skills. We use the ScienceQA training split (12726 examples) to tune the model further as shown in Figure 1. Table 3 reports the performance of the models on the ScienceQA test split (4241 test questions). While lectures are shared between training and test splits, there are new questions associated with multimodal contexts, and explanations in the test split. We have three main observations from this figure.

First, LLaMA-SciTune (CTOM) trained with LLaMA 13B model as the base language decoder model outperforms the human performance on average and in four other sub-groupings. For example, this model records 90.03% accuracy in correctly answering the multimodal reasoning questions in the ScienceQA benchmark, where humans record only 88.40% accuracy. This performance benefit is consistent across social science questions, questions with text or no contexts, and higher-grade questions. More importantly, we noticed that the LLaMA-SciTune model reaches a comparable performance with the LLaVA model, which is trained with twice the training data than what the former model has seen, and specially without any additional support from GPT-4 during inference.

Second, we noticed that LLaMA-SciTune (CTOM) models pretrained with additional scientific modalities such as caption, figure type, OCR, and figure mentions perform better than LLaMA-SciTune (C) pretrained only with captions. For example, CTOM variant (86.11) slightly outperforms C variant (85.11) on average performance and across many other sub-groupings. However, LLaMA-SciTune models trained with LLaMA 7B model as the base language decoder are closer to the performance of LLaMA models (85.81% accuracy) when they are directly trained on ScienceQA from scratch.

Finally, we noticed a significant performance advantage of the models trained with larger language decoder model (13B) compared to the relatively smaller model (7B). For example, the 13B model has nearly 5% performance advantage over the 7B model. This advantage is 5x bigger than what reported by the LLaVA model when scaled from 7B to 13B (Liu et al., 2023). While this observation suggests that the larger language decoder model helps to improve the multimodal reasoning performance, we believe it could lead to huge performance benefit with even larger models (LLaMA-65B) when trained with highly-curated scientific multimodal instruction tuning datasets.

**Explanation Performance Analysis** LLaMA-SciTune models also generate lecture and explanations along with the generated answers. Please see Figures 2 and 3 and in the Appendix for several examples of generated lectures and explanations. In order to better understand the behavior of generated solution, we manually investigate a few random test examples. Specifically, we picked 50 samples from both the correct and incorrect predictions. We observe that even the correct samples contain a certain amount of incorrect solutions, i.e., around 8% in C and 2% in CTOM version of the 7B models. These results indicate that solution may not always benefit the final answer, and the model is robust to some extent, i.e., it can predict the correct answer even with incorrect rationales. The incorrect solutions are further divided into two major categories, namely commonsense that requires commonsense knowledge such as factual information and counting numbers in the images, and the logical mistakes which shows contradictions in the reasoning. In our experiment, commonsense mistakes are dominant compared to logical, which aligns with the previous works (Zhang et al.,

Table 3: Results (accuracy %) on ScienceQA dataset. Question classes: NAT = natural science, SOC = social science, LAN = language science, TXT = text context, IMG = image context, NO = no context, G1-6 = grades 1-6, G7-12 = grades 7-12. We present two variants, *LLaMA-SciTune (C)* and *LLaMA-SciTune (CTOM)*. Acronyms inside the parenthesis represent the input modalities used in the SciTune instruction template. E.g., Caption, Figure Type, OCR, and Figure Mentions. We use the notation ♠ to denote the models finetuned with GPT-3.5/4 synthetic instructions, or use GPT-3.5/4 for any support during the inference time. We bold the accuracy values that are greater than what humans achieved. For additional baseline results, please refer the public ScienceQA leaderboard<sup>2</sup>

Method	#Params	Avg	NAT	SOC	LAN	TXT	IMG	NO	G1-6	G7-12
Random Chance	-	39.83	40.28	46.13	29.25	47.45	40.08	33.66	39.35	40.67
Human Average	-	88.40	90.23	84.97	87.48	89.60	87.50	88.10	91.59	82.42
UnifiedQA	223M	70.12	68.16	69.18	74.91	63.78	61.38	77.84	72.98	65.00
UnifiedQA (CoT)	223M	74.11	71.00	76.04	78.91	66.42	66.53	81.81	77.06	68.82
♠ GPT-3 (Zero Shot)	175B	74.04	75.04	66.59	78.00	74.24	65.74	79.58	76.36	69.87
♠ GPT-3 (CoT) (ALE)	175B	75.17	75.44	70.87	78.09	74.68	67.43	79.93	78.23	69.68
♠ ChatGPT CoT	175B+	78.31	78.82	70.98	83.18	77.37	67.92	86.13	80.72	74.03
♠ GPT-4 CoT	1T+	83.99	85.48	72.44	<b>90.27</b>	82.65	71.49	<b>92.89</b>	86.66	79.04
Multimodal-CoT	223M	84.91	87.52	77.17	85.82	87.88	82.90	86.83	84.65	<b>85.37</b>
Multimodal-CoT	770M	<b>91.68</b>	<b>95.91</b>	82.00	<b>90.82</b>	<b>95.26</b>	<b>88.80</b>	<b>92.89</b>	<b>92.44</b>	<b>90.31</b>
♠ LLaMA-Adapter	13B	85.19	84.37	<b>88.30</b>	84.36	83.72	80.32	86.90	85.83	<b>84.05</b>
♠ LLaVa	13B	<b>90.92</b>	<b>90.36</b>	<b>95.95</b>	88.00	89.49	<b>88.00</b>	<b>90.66</b>	90.93	<b>90.90</b>
♠ LLaVa + GPT-4 (judge)	13B	<b>92.53</b>	<b>91.56</b>	<b>96.74</b>	<b>91.09</b>	<b>90.62</b>	<b>88.99</b>	<b>93.52</b>	<b>92.73</b>	<b>92.16</b>
♠ Chameleon (ChatGPT)	175B+	79.93	81.62	70.64	84.00	79.77	70.80	86.62	81.86	76.53
♠ Chameleon (GPT-4)	1T+	86.54	89.83	74.13	<b>89.82</b>	88.27	77.64	<b>92.13</b>	88.03	<b>83.72</b>
LLaMA-SciTune (C)	7B	85.61	84.36	<b>92.23</b>	82.81	89.56	81.26	<b>88.29</b>	81.28	<b>86.03</b>
LLaMA-SciTune (CTOM)	7B	86.11	84.50	<b>94.15</b>	82.91	88.35	83.64	<b>88.74</b>	85.05	<b>85.60</b>
LLaMA-SciTune (CTOM)	13B	<b>90.03</b>	89.30	<b>95.61</b>	87.00	<b>93.08</b>	86.67	<b>91.75</b>	84.37	<b>91.30</b>

Table 4: Few-shot performance analysis. We report the number of times lectures seen during the training in frequency, and the number of test questions with the lecture.

Frequency	#Questions	Accuracy (7B)	Accuracy (13B)
5	36	75.00	83.33
10	125	81.60	85.60
25	412	80.34	85.92
50	1140	81.05	86.14

2023b). Furthermore, there are cases where solutions are correct in an absolute sense but their final answers are wrong. We also noticed that solutions generated by CTOM are more accurate compared to C version of the model, further emphasizing the importance of multi-modal training with additional scientific modalities. There are certain task categories where our model performs extremely well compared to baselines. In our manual analysis, we found that model is very good with numerical questions, including temperatures and distances, and can answer all topological/map related questions such as "which ocean is highlighted" in the image.

While we observe high performance in aggregate, it is also important to determine whether this

performance persists in cases with minimal training examples. We evaluate the performance of the model for questions whose accompanying lectures are only observed a few times in the training data. For these few-shot examples, the model will be less likely to have the exact lecture memorized and ready to use in its generation of the answer, which could lead to lower performance. We show the model performance on questions for which the lectures were viewed in 5, 10, 25, and 50 times during training, in Table 4. The model performance drops substantially for questions with only 5 or fewer lectures in the training data but quickly recovers after the lecture is viewed at least 10 times, which suggests that the LLaMA-SciTune model doesn't require significant exposure to a particular type of knowledge to achieve adequate performance. Furthermore, this performance drop is worse for the 7B model as compared to the 13B model, which means that the 13B model is able to learn more quickly from fewer examples or may have more knowledge "baked in" from pretraining that can be leveraged for few-shot examples. Future extensions of the model to other datasets should test performance on truly unseen data, e.g. a more standard VQA dataset, to determine whether the model is

Table 5: Evaluation of generated lectures and solutions.

	7B Model		13B Model	
	BLEU	ROUGE	BLEU	ROUGE
All answers				
Lecture	0.763	0.778	0.854	0.868
Solution	0.791	0.838	0.872	0.921
Correct answers				
Lecture	0.765	0.780	0.847	0.861
Solution	0.829	0.873	0.893	0.937
Incorrect answers				
Lecture	0.751	0.767	0.909	0.924
Solution	0.565	0.631	0.694	0.778

similarly robust in other domains.

### Chain of Thought Reasoning Performance

Outside of the coarse-grained accuracy metric (did the model get the answer right?), we also need to determine whether the model’s overall process of reasoning was correct (did the model accurately explain the reasoning that supports the answer?). We investigate the accuracy of the generated text, outside of the answer alone, assessing if the model is able to accurately recover the lecture and the solution that it was trained to generate and to help its reasoning toward the final answer. We report the BLEU and ROUGE scores over all the generated text, separated into the lecture and solution components and compared with the corresponding ground-truth data, e.g. compare the generated lecture component with the ground-truth lecture. The aggregate results for the generation metrics are shown in Table 5.

When considering all the questions, the model generates the solution text with higher accuracy than the lecture text. However, in cases where the model answers incorrectly, the trend reverses and the model has a higher accuracy in generating the lecture text as compared to the solution text. Therefore, the model may be failing to answer these questions due to a failure to reason in the “solution stage” of its generation. Furthermore, for the 13B model we see that the lecture generation performance is higher for incorrect answers than correct answers (ROUGE score of 0.924 for incorrect vs. 0.861 for correct). This could indicate overfitting, where the model “memorizes” lectures that apply to the problem but fails to apply the lectures to the actual solution.

This problem is apparent with an example question about object properties, where the model must determine the property shared by an icicle, a fish

bowl, a glass, and a tea cup. The model correctly generates the lecture about object properties required to reason through the problem (“An object has different properties. A property of an object can tell you how it looks, feels, tastes, or smells.”). However, in the solution stage the model incorrectly reasons that all the objects were transparent instead of fragile, based on a failure to infer the properties of the objects from the image (“You can see clearly through a transparent object. All four objects are transparent.”).

Incorrect reasoning can be attributed to two factors, i.e., linguistic and visual features. In our manual analysis of 100 test samples, we found that linguistic features are weak for mainly two use cases, namely retrieving common sense facts (e.g. characteristics of birds peak) and semantic understanding of words in terms of figure of speech and relative position of words in the dictionary. In contrast, visual features appear to be strong in use-cases such as identifying geographical areas, named entities but it lags in counting numbers in images and retrieving properties of objects such as color, texture and states. Future improvements to the LLaMA-SciTune model should mitigate this type of incorrect reasoning, possibly with more explicit chain-of-thought guidance during training and inference.

## 5 Conclusion and Discussions

We present *SciTune*, a framework for scientific multimodal instruction tuning to align LLMs with scientific concepts and goals. To this end, we trained several LLaMA-SciTune models built on top of LLaMA language decoder model and CLIP vision encoder model and evaluated on a variety of science-focused multimodal downstream tasks. For example, we show that the LLMs tuned with human-generated scientific multimodal instructions can perform better on classifying scientific visuals and generating figure captions with zero-demonstrations during the inference time compared with SOTA vision-to-language models. Furthermore, the LLaMA-SciTune model surpasses the human performance in ScienceQA, the standard multimodal science-focused reasoning QA benchmark when finetuned with task-specific instructions.



## Acknowledgements

This work was supported by the NNSA Office of Defense Nuclear Nonproliferation Research and Development, U.S. Department of Energy, and Pacific Northwest National Laboratory, which is operated by Battelle Memorial Institute for the U.S. Department of Energy under Contract DE-AC05-76RLO1830. This article has been cleared by PNNL for public release as PNNL-SA-186641. Authors thank Karl Pazdernik and Sandy Thompson for their help with proofreading the article.

## References

- Yuntao Bai, Andy Jones, Kamal Ndousse, Amanda Askell, Anna Chen, Nova DasSarma, Dawn Drain, Stanislav Fort, Deep Ganguli, Tom Henighan, et al. 2022a. Training a helpful and harmless assistant with reinforcement learning from human feedback. *arXiv preprint arXiv:2204.05862*.
- Yuntao Bai, Saurav Kadavath, Sandipan Kundu, Amanda Askell, Jackson Kernion, Andy Jones, Anna Chen, Anna Goldie, Azalia Mirhoseini, Cameron McKinnon, et al. 2022b. Constitutional ai: Harmlessness from ai feedback. *arXiv preprint arXiv:2212.08073*.
- Sébastien Bubeck, Varun Chandrasekaran, Ronen Eldan, Johannes Gehrke, Eric Horvitz, Ece Kamar, Peter Lee, Yin Tat Lee, Yuanzhi Li, Scott Lundberg, et al. 2023. Sparks of artificial general intelligence: Early experiments with gpt-4. *arXiv preprint arXiv:2303.12712*.
- Nicolas Carion, Francisco Massa, Gabriel Synnaeve, Nicolas Usunier, Alexander Kirillov, and Sergey Zagoruyko. 2020. End-to-end object detection with transformers. In *Computer Vision—ECCV 2020: 16th European Conference, Glasgow, UK, August 23–28, 2020, Proceedings, Part I 16*, pages 213–229. Springer.
- Hyung Won Chung, Le Hou, Shayne Longpre, Barret Zoph, Yi Tay, William Fedus, Eric Li, Xuezhi Wang, Mostafa Dehghani, Siddhartha Brahma, et al. 2022. Scaling instruction-finetuned language models. *arXiv preprint arXiv:2210.11416*.
- Yao Fu. 2023. Evaluation scripts for mmlu. <https://github.com/FranxYao/chain-of-thought-hub/tree/main/MMLU>.
- Peng Gao, Jiaming Han, Renrui Zhang, Ziyi Lin, Shijie Geng, Aojun Zhou, Wei Zhang, Pan Lu, Conghui He, Xiangyu Yue, Hongsheng Li, and Yu Qiao. 2023. Llama-adapter v2: Parameter-efficient visual instruction model.
- Amelia Glaese, Nat McAleese, Maja Trębacz, John Aslanides, Vlad Firoiu, Timo Ewalds, Maribeth Rauh, Laura Weidinger, Martin Chadwick, Phoebe Thacker, et al. 2022. Improving alignment of dialogue agents via targeted human judgements. *arXiv preprint arXiv:2209.14375*.
- Arnav Gudibande, Eric Wallace, Charlie Snell, Xinyang Geng, Hao Liu, Pieter Abbeel, Sergey Levine, and Dawn Song. 2023. The false promise of imitating proprietary llms.
- Prakhar Gupta, Cathy Jiao, Yi-Ting Yeh, Shikib Mehri, Maxine Eskenazi, and Jeffrey P Bigham. 2022. Improving zero and few-shot generalization in dialogue through instruction tuning. *arXiv preprint arXiv:2205.12673*.
- Dan Hendrycks, Collin Burns, Steven Basart, Andy Zou, Mantas Mazeika, Dawn Song, and Jacob Steinhardt. 2021. Measuring massive multitask language understanding. *Proceedings of the International Conference on Learning Representations (ICLR)*.
- Or Honovich, Thomas Scialom, Omer Levy, and Timo Schick. 2022. Unnatural instructions: Tuning language models with (almost) no human labor. *arXiv preprint arXiv:2212.09689*.
- Sameera Horawalavithana, Ellyn Ayton, Shivam Sharma, Scott Howland, Megha Subramanian, Scott Vasquez, Robin Cosbey, Maria Glenski, and Svitlana Volkova. 2022. Foundation models of scientific knowledge for chemistry: Opportunities, challenges and lessons learned. In *Proceedings of BigScience Episode\# 5—Workshop on Challenges & Perspectives in Creating Large Language Models*, pages 160–172.
- Ting-Yao Hsu, C Lee Giles, and Ting-Hao’Kenneth’ Huang. 2021. Scicap: Generating captions for scientific figures. *arXiv preprint arXiv:2110.11624*.
- Chieh-Yang Huang, Ting-Yao Hsu, Ryan Rossi, Ani Nenkova, Sungchul Kim, Gromit Yeuk-Yin Chan, Eunye Koh, Clyde Lee Giles, and Ting-Hao’Kenneth’ Huang. 2023. Summaries as captions: Generating figure captions for scientific documents with automated text summarization. *arXiv preprint arXiv:2302.12324*.
- Srinivasan Iyer, Xi Victoria Lin, Ramakanth Pasunuru, Todor Mihaylov, Dániel Simig, Ping Yu, Kurt Shuster, Tianlu Wang, Qing Liu, Punit Singh Koura, et al. 2022. Opt-impl: Scaling language model instruction meta learning through the lens of generalization. *arXiv preprint arXiv:2212.12017*.
- Chunyuan Li, Cliff Wong, Sheng Zhang, Naoto Usuyama, Haotian Liu, Jianwei Yang, Tristan Naumann, Hoifung Poon, and Jianfeng Gao. 2023. Llava-med: Training a large language-and-vision assistant for biomedicine in one day. *arXiv preprint arXiv:2306.00890*.
- Junnan Li, Dongxu Li, Caiming Xiong, and Steven Hoi. 2022. Blip: Bootstrapping language-image pre-training for unified vision-language understanding

- and generation. In *International Conference on Machine Learning*, pages 12888–12900. PMLR.
- Haotian Liu, Chunyuan Li, Qingyang Wu, and Yong Jae Lee. 2023. Visual instruction tuning. *arXiv preprint arXiv:2304.08485*.
- Pan Lu, Swaroop Mishra, Tanglin Xia, Liang Qiu, Kai-Wei Chang, Song-Chun Zhu, Oyvind Tafjord, Peter Clark, and Ashwin Kalyan. 2022. Learn to explain: Multimodal reasoning via thought chains for science question answering. *Advances in Neural Information Processing Systems*, 35:2507–2521.
- Niklas Muennighoff, Thomas Wang, Lintang Sutawika, Adam Roberts, Stella Biderman, Teven Le Scao, M Saiful Bari, Sheng Shen, Zheng-Xin Yong, Hailey Schoelkopf, et al. 2022. Crosslingual generalization through multitask finetuning. *arXiv preprint arXiv:2211.01786*.
- Reiichiro Nakano, Jacob Hilton, Suchir Balaji, Jeff Wu, Long Ouyang, Christina Kim, Christopher Hesse, Shantanu Jain, Vineet Kosaraju, William Saunders, et al. 2021. Webgpt: Browser-assisted question-answering with human feedback. *arXiv preprint arXiv:2112.09332*.
- Long Ouyang, Jeffrey Wu, Xu Jiang, Diogo Almeida, Carroll Wainwright, Pamela Mishkin, Chong Zhang, Sandhini Agarwal, Katarina Slama, Alex Ray, et al. 2022. Training language models to follow instructions with human feedback. *Advances in Neural Information Processing Systems*, 35:27730–27744.
- Baolin Peng, Chunyuan Li, Pengcheng He, Michel Galley, and Jianfeng Gao. 2023. Instruction tuning with gpt-4. *arXiv preprint arXiv:2304.03277*.
- Alec Radford, Jong Wook Kim, Chris Hallacy, Aditya Ramesh, Gabriel Goh, Sandhini Agarwal, Girish Sastry, Amanda Askell, Pamela Mishkin, Jack Clark, et al. 2021. Learning transferable visual models from natural language supervision. In *International conference on machine learning*, pages 8748–8763. PMLR.
- Vipul Raheja, Dhruv Kumar, Ryan Koo, and Dongyeop Kang. 2023. Coedit: Text editing by task-specific instruction tuning. *arXiv preprint arXiv:2305.09857*.
- Piyush Sharma, Nan Ding, Sebastian Goodman, and Radu Soricut. 2018. Conceptual captions: A cleaned, hypernymed, image alt-text dataset for automatic image captioning. In *Proceedings of the 56th Annual Meeting of the Association for Computational Linguistics (Volume 1: Long Papers)*, pages 2556–2565.
- Ross Taylor, Marcin Kardas, Guillem Cucurull, Thomas Scialom, Anthony Hartshorn, Elvis Saravia, Andrew Poulton, Viktor Kerkez, and Robert Stojnic. 2022. Galactica: A large language model for science. *arXiv preprint arXiv:2211.09085*.
- Hugo Touvron, Thibaut Lavril, Gautier Izacard, Xavier Martinet, Marie-Anne Lachaux, Timothée Lacroix, Baptiste Rozière, Naman Goyal, Eric Hambro, Faisal Azhar, et al. 2023. Llama: Open and efficient foundation language models. *arXiv preprint arXiv:2302.13971*.
- Yizhong Wang, Hamish Ivison, Pradeep Dasigi, Jack Hessel, Tushar Khot, Khyathi Raghavi Chandu, David Wadden, Kelsey MacMillan, Noah A. Smith, Iz Beltagy, and Hannaneh Hajishirzi. 2023. [How far can camels go? exploring the state of instruction tuning on open resources](#).
- Yizhong Wang, Yeganeh Kordi, Swaroop Mishra, Alisa Liu, Noah A Smith, Daniel Khashabi, and Hannaneh Hajishirzi. 2022. Self-instruct: Aligning language model with self generated instructions. *arXiv preprint arXiv:2212.10560*.
- Seonghyeon Ye, Doyoung Kim, Joel Jang, Joongbo Shin, and Minjoon Seo. 2022. Guess the instruction! making language models stronger zero-shot learners. *arXiv preprint arXiv:2210.02969*.
- Renrui Zhang, Jiaming Han, Aojun Zhou, Xiangfei Hu, Shilin Yan, Pan Lu, Hongsheng Li, Peng Gao, and Yu Qiao. 2023a. Llama-adapter: Efficient fine-tuning of language models with zero-init attention. *arXiv preprint arXiv:2303.16199*.
- Zhuosheng Zhang, Aston Zhang, Mu Li, Hai Zhao, George Karypis, and Alex Smola. 2023b. Multimodal chain-of-thought reasoning in language models. *arXiv preprint arXiv:2302.00923*.
- Deyao Zhu, Jun Chen, Xiaoqian Shen, Xiang Li, and Mohamed Elhoseiny. 2023. Minigt-4: Enhancing vision-language understanding with advanced large language models. *arXiv preprint arXiv:2304.10592*.

## A SciTune Multimodal Instructions

Table 6 shows two SciTune instruction examples used in the scientific concept alignment training stage. Table 8 presents the LLaVA questions that used to sample the  $s_I$  instructions.

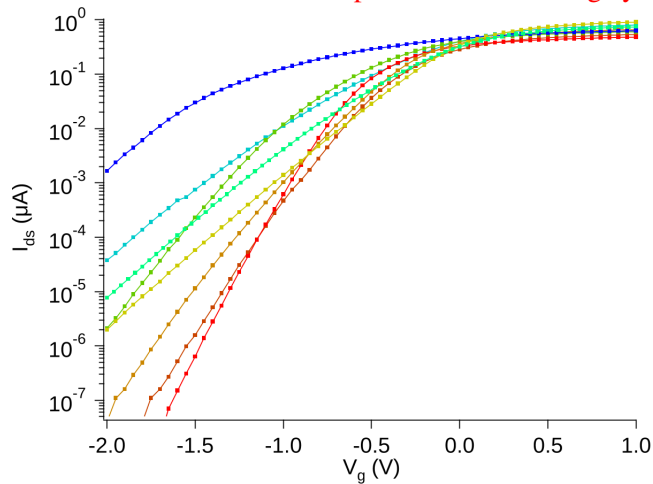
## B Training Details

We use the LLaVA codebase (Liu et al., 2023) for multimodal adapter training with SciTune instructions. We train the model for 1 epoch with 128 batch size with a 0.002 learning rate and 2048 context length. LLaMA-SciTune 7B and 13B model variants took 6.5 and 11.2 hours to train, respectively with 8 x A100 GPUs. We use Pytorch Fully Sharded Data Parallel (FSDP) to recursively wrap the language models decoder layers in the task-specific instruction finetuning stage. We finetuned the models for 12 epochs with the ScienceQA training example to make a fair comparison with LLaVA.

Table 6: SciTune Multimodal Instruction Examples. We distinguish the system message  $s_D$ , natural language instruction  $s_I$ , scientific figure type  $s_t$ , caption  $s_c$ , OCR  $s_o$  and paragraph mentions  $s_m$ . The list of instructions used to sample  $s_I$  are presented at Table 7.

A chat between a curious human and an artificial intelligence assistant. The assistant gives helpful, detailed, and polite answers to the human's questions.

Human: Give an elaborate explanation of the image you see.

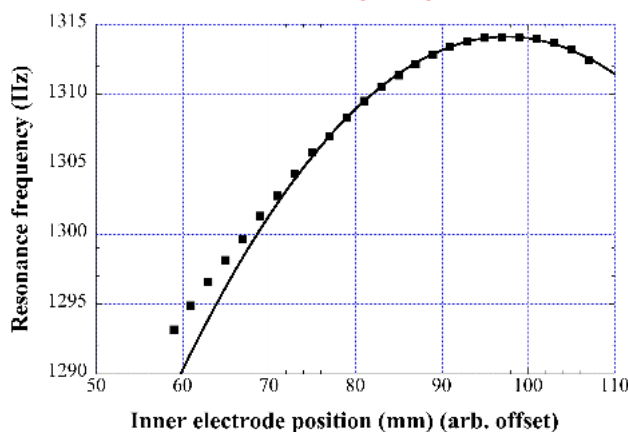


Assistant: Graph Plot Room temperature characteristics (drain-source current versus gate voltage) for a set of nominally identical samples from the same wafer. Sample to sample variations are very important, especially below the threshold voltage (-0.5 V for the best device, in red). In the most extreme case (blue curve) the many decades of excess current compared to the best device are attributed to direct transport through individual arsenic dopants which have diffused into the channel after doping and annealing steps. The source-drain voltage is 10mV for these data.

FIG. 6: figure S1: Room temperature characteristics (drain-source current versus gate voltage) for a set of nominally identical samples from the same wafer.

A chat between a curious human and an artificial intelligence assistant. The assistant gives helpful, detailed, and polite answers to the human's questions.

Human: Describe the following image in detail.



Assistant: Graph Plot Resonance frequency of the (1, 0) mode of the  $r_1 = 4$  cm cavity filled with 1 atm of  $N_2$  as a function of the vertical position of the central electrode.

Inner electrode position, (arb , offset)

In Fig. 10 we have an example of this behavior: the resonance frequency shows a maximum which corresponds to a minimum in the eccentricity of the electrode [39].

Table 7: LLaVA Instructions for detailed image descriptions

"Describe the following image in detail."
"Provide a detailed description of the given image."
"Give an elaborate explanation of the image you see."
"Share a comprehensive rundown of the presented image."
"Offer a thorough analysis of the image."
"Explain the various aspects of the image before you."
"Clarify the contents of the displayed image with great detail."
"Characterize the image using a well-detailed description."
"Break down the elements of the image in a detailed manner."
"Walk through the important details of the image."
"Portray the image with a rich, descriptive narrative."
"Narrate the contents of the image with precision."
"Analyze the image in a comprehensive and detailed manner."
"Illustrate the image through a descriptive explanation."
"Examine the image closely and share its details."
"Write an exhaustive depiction of the given image."

## C Visual Grounded Task Performance

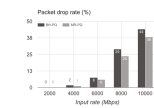
Table 8 shows few generated captions for the SciCap images used to test the model performance on visual grounded tasks. We report the gold-standard captions as they appeared in the arXiv articles used to collect SciCap dataset, and the captions generated from the BLIP and LLaMA-SciTune (13B, CTOM) models for the comparisons.

## D ScienceQA Chain of Thought Reasoning Examples

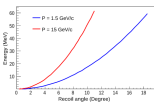
Figures 2 and 3 show a few answers, lectures and solutions generated by LLaMA-SciTune (13B, CTOM) for ScienceQA test instances.



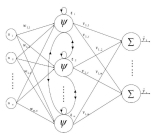
Table 8: A Sample of Generated Captions. We highlight the gold standard caption in red, and generated captions from the BLIP (Li et al., 2022) model in gray. LLaMA-SciTune model first generates the figure types followed with the captions colored in blue.



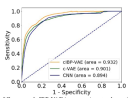
**Packet drop rate**  
a chart of a bar chart with a number of different items  
**Bar Chart** Packet drop rate for each method.



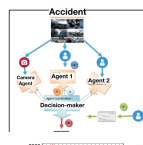
**The kinetic energy of the recoil protons as a function of the recoil angle at beam momenta P=1.5 and 15 GeV/c, blue and red, respectively.**  
a plot of a curve with a blue line and a red line.  
**Graph Plot** The angular distribution of the electron recoil spectrum in the 1.5 GeV/c and 15 GeV/c electron beams.




**Artificial neural network structure.**  
a diagram of a network with several different paths.  
**Node Diagram** The generative neural network.



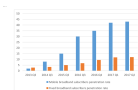
**ROC curves of cBP-VAE in comparison to alternative models on the clinical ECG data set.**  
a plot of the average and average time of a cell phone.  
**Graph Plot** ROC curves of c-VAE, CNN, and c-VAE+CNN on the cerebellar atrophy dataset.



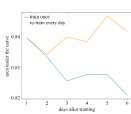
**Functional architecture of the developed prototype.**  
a diagram of a camera and a person on a phone.  
**Node Diagram** An overview of the system architecture of the proposed method.



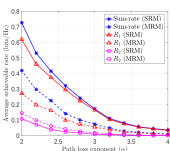
**Distance between matched groups in Madrid and RGO catalogs (bins of 0.1 degrees). The red line represents the mean value.**  
a plot of a line of data with a red line and a white line.  
**Graph Plot** Distance correlation between groups matched by Madrid RGO.



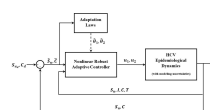
**Comparison of penetration rate of mobile broadband subscribers with that of fixed broadband subscribers.**  
a chart of the number of people who are using the internet.  
**Bar Chart** The average rate of mobile broadband subscribers and fixed broadband subscribers for each quarter (in thousands).



**Model staleness of the one-off trained model vs. the model retrained every day.**  
a diagram of a graph with a line graph and a line graph.  
**Graph Plot** Prediction accuracy of model trained once and fine-tuned every day.



**Comparison of the effect of the path loss exponent  $\alpha$  on rates achieved by both transmitters,  $M = 4$ .**  
a plot of a line graph with a blue line and red line.  
**Graph Plot** The sum-rate and sum-rate of RRM-RRM with respect to the path loss exponent  $\gamma$  for the two cases:  $\gamma = 2$  and  $\gamma = 3$ .



**Conceptual diagram of nonlinear adaptive method developed to control the HCV epidemic in the existence of uncertainties on parameters of the model.**  
a diagram of a block diagram of a nuclear system.  
**Node Diagram** Block diagram of the proposed non-linear SIR epidemic model with adaptive controllers.

**Problem**

**Question:** Which ocean is highlighted?

**Context:** N/A

**Options:** (A) the Indian Ocean (B) the Atlantic Ocean (C) the Pacific Ocean (D) the Southern Ocean

**Ground-truth:** (A)

**Ground-truth Rationale:** LECTURE: Oceans are huge bodies of salt water. The world has five oceans. All of the oceans are connected, making one world ocean. SOLUTION: This is the Indian Ocean.

**Answer:** (A)

**Explanation:** LECTURE: Oceans are huge bodies of salt water. The world has five oceans. All of the oceans are connected, making one world ocean. SOLUTION: This is the Indian Ocean



(a) An example with right answer and right explanation

**Problem**

**Question:** Which property matches this object ?

**Context:** Select the better answer.

**Options:** (A) transparent (B) bouncy

**Ground-truth:** (A)

**Ground-truth Rationale:** LECTURE/SOLUTION: An object has different properties. A property of an object can tell you how it looks, feels, tastes, or smells. Properties can also tell you how an object will behave when something happens to it.

**Answer:** (B)

**Explanation:** LECTURE: An object has different properties. A property of an object can tell you how it looks, feels, tastes, or smells. Properties can also tell you how an object will behave when something happens to it. SOLUTION: Look at the object.



(b) An example with incorrect answer and incorrect explanation

Figure 2: Two Multimodal QA examples with answer and explanation generated by LLaMA-SciTune

**Problem**

**Question:** How long is a hiking trail? Blush-buffalo

**Context:** Select the best

**Options:** (A) 4 meters (B) 4 millimeters (C) 4 kilometers (D) 4 centimeters

**Ground-truth:** (c)

**Ground-truth Rationale:** LECTURE: Measurements are written with both a number and a unit. The unit comes after the number. The unit shows what the number means. When you are using metric units, length can be written with units of millimeters, centimeters, meters, or kilometers. One meter contains 100 centimeters or 1,000 millimeters. So, 1 meter is larger than 1 centimeter, and 1 centimeter is larger than 1 millimeter. The tip of the pencil shown here is only 1 millimeter wide, but the pencil is about 16 centimeters long. A red fox is about 1 meter long. The Sydney Harbour Bridge in Australia is about 1,000 meters, or 1 kilometer, in length. SOLUTION: The best estimate for the length of a hiking trail is 4 kilometers. 4 millimeters, 4 centimeters, and 4 meters are all too short.

**Answer:** (c)

**Explanation:** LECTURE: Measurements are written with both a number and a unit. The unit comes after the number. The unit shows what the number means. When you are using metric units, length can be written with units of millimeters, centimeters, meters, or kilometers. One meter contains 100 centimeters or 1,000 millimeters. So, 1 meter is larger than 1 centimeter, and 1 centimeter is larger than 1 millimeter. The tip of the pencil shown here is only 1 millimeter wide, but the pencil is about 16 centimeters long. A red fox is about 1 meter long. The Sydney Harbour Bridge in Australia is about 1,000 meters, or 1 kilometer, in length. SOLUTION: The best estimate for the length of a hiking trail is 4 kilometers. 4 millimeters, 4 centimeters, and 4 meters are all too short.

None

(a) An example with right answer and right explanation

**Problem**

**Question:** Would you find the word bruise on a dictionary page with the following guide words? Blush-buffalo

**Context:** N/A

**Options:** (A) no (B) yes

**Ground-truth:** (B)

**Ground-truth Rationale:** LECTURE: Guide words appear on each page of a dictionary. They tell you the first word and last word on the page. The other words on the page come between the guide words in alphabetical order. To put words in alphabetical order, put them in order by their first letters. If the first letters are the same, look at the second letters. If the second letters are the same, look at the third letters, and so on. If one word is shorter, and there are no more letters to compare, then the shorter word comes first in alphabetical order. For example, becomes before bed. SOLUTION: Put the words in alphabetical order. Since bruise is between the guide words blush - buffalo, it would be found on that page.

**Answer:** (A)

**Explanation:** LECTURE: Guide words appear on each page of a dictionary. They tell you the first word and last word on the page. The other words on the page come between the guide words in alphabetical order. To put words in alphabetical order, put them in order by their first letters. If the first letters are the same, look at the second letters. If the second letters are the same, look at the third letters, and so on. If one word is shorter, and there are no more letters to compare, then the shorter word comes first in alphabetical order. For example, becomes before bed. SOLUTION: Put the words in alphabetical order. Since bruise is not between the guide words blush - buffalo, it would not be found on that page.

None

(b) An example with incorrect answer and incorrect explanation

Figure 3: Two Unimodal QA examples with answer and explanation generated by LLaMA-SciTune