

# KIRBY DIAGRAMS OF 4-DIMENSIONAL OPEN BOOKS

CHUN-SHENG HSUEH

ABSTRACT. We provide an algorithm for constructing a Kirby diagram of a 4-dimensional open book given a Heegaard diagram of the page. As an application, we show that any open book with trivial monodromy is diffeomorphic to an open book constructed with a punctured handlebody as page and a composition of torus twists and sphere twists as monodromy.

## 1. INTRODUCTION

Obstructions to the existence of open books are found in all dimensions and are known to be complete in all dimensions except 4 [Qui79]. Kirby calculus is a successful approach to studying 4-dimensional manifolds [GS99], which we would like to apply to study open books in dimension 4.

We introduce the notion of a *half open book*, a generalization of a “lens thickening” [BG16], whose Kirby diagram is well known. Our Algorithm 4.4 for constructing a Kirby diagram of an open book simply involves adding a framed link to a Kirby diagram of a half open book, which corresponds to gluing two half open books together. This will quickly yield Theorem 7.2, where we show that an open book constructed with an arbitrary page and a trivial monodromy can be alternatively constructed using a simple page, namely a punctured handlebody, and a simple but nontrivial monodromy composed of sphere twists and torus twists. A handlebody is a 3-manifold with boundary obtained from  $D^3$  by attaching 1-handles, and by a punctured handlebody we mean a handlebody with open 3-balls removed from its interior. Finally, we prove that the diffeomorphism type of the spin of a lens space  $L(p, q)$  is independent of  $q$ , a result due to [Mei18, Pao77, Plo86], using Kirby calculus. Section 5 is dedicated to examples that effectively capture the main ideas.

We start by recalling the definitions necessary to state our main results. Given a compact oriented 3-manifold  $M$  with non-empty boundary called a *page* and a self-diffeomorphism  $\varphi: M \rightarrow M$  that restricts to the identity map in a neighborhood of  $\partial M$  called the *monodromy*, the *open book*  $\text{Ob}(M, \varphi)$  is diffeomorphic to the closed 4-manifold  $M \times [0, 1] / \sim_\varphi$ , where the equivalence relation is given by

$$\begin{aligned} (x, 1) &\sim_\varphi (\varphi(x), 0) \text{ for all } x \in M, \text{ and} \\ (x, t) &\sim_\varphi (x, t') \text{ for all } x \in \partial M, t, t' \in [0, 1]. \end{aligned}$$

**Theorem 7.2.** *Given any compact oriented 3-manifold  $M$  with non-empty boundary, there exists a monodromy  $\varphi$  on a punctured handlebody  $H$  such that  $\text{Ob}(H, \varphi)$  is diffeomorphic to  $\text{Ob}(M, \text{id})$ .*

A *Heegaard diagram* is a way of presenting a 3-manifold with non-empty boundary in  $\mathbb{R}^2$ . We think of  $\mathbb{R}^2$  as the boundary of the 0-handle  $\partial D^3 = S^2$  with a single point removed to which we attach 1- and 2-handles. The attaching region of a 1-handle is indicated with a pair of  $D^2$ 's and the attaching sphere of a 2-handle is

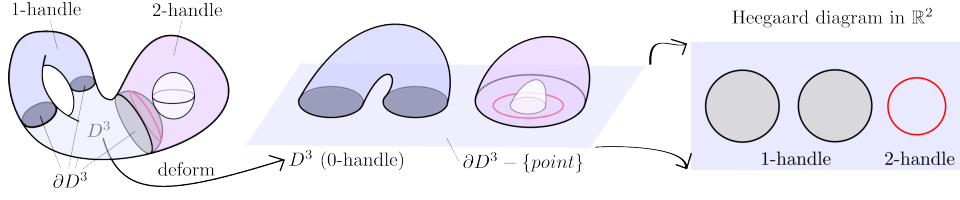


FIGURE 1. Handle decomposition to Heegaard diagram (of the punctured solid torus).

represented by a simple closed curve. Similarly, one can regard  $\mathbb{R}^3$  as the boundary of the 4-dimensional 0-handle with a point removed. In the 4-dimensional case, the attaching region of a 1-handle is specified by a pair of  $D^3$ 's. In addition to marking the attaching sphere, the framing of a 2-handle also needs to be specified. A parallel curve of the attaching sphere of a 2-handle can be used to encode a trivialization of its tubular neighborhood in  $\mathbb{R}^3$ . As a consequence of [LP72], there is essentially a unique way to obtain a closed 4-manifold by attaching 3- and 4-handles. Hence such a diagram, called a *Kirby diagram*, defines a closed 4-manifold up to diffeomorphism. A closed 4-manifold has no unique Kirby diagram, handle pair creation/cancellation, and handle sliding form a complete set of moves that allows one to go from one diagram to another of the same manifold [Cer70]. For an exposition of Kirby diagrams and Heegaard diagrams the reader is referred to the book [GS99] by Gompf and Stipsicz.

**Algorithm 4.4.** *Given a Heegaard diagram of  $M$  and the image under  $\varphi$  of each 2-handle in  $M$ , one obtains a Kirby diagram of the open book  $\text{Ob}(M, \varphi)$  by applying the following algorithm:*

- (1) *Replace every 1-handle attaching region with a pair of  $D^3$ 's.*
- (2) *Add blackboard framing to every 2-handle attaching sphere.*
- (3) *Add behind the blackboard plane a half-meridian with blackboard framing to each 2-handle attaching sphere.*
- (4) *Add in front of the blackboard plane a half-meridian with blackboard framing to each 2-handle attaching sphere, then replace them with their images under the monodromy  $\varphi$ .*

The result of step 2 is a Kirby diagram of a half open book, see Algorithm 4.1. To place the image under  $\varphi$  of the 2-handles into the Kirby diagram of the half open book, we identify each half-space in  $\mathbb{R}^3$  separated by the blackboard with the page manifold, which will be explained in Proposition 4.3.

In Figure 2 the Kirby diagram obtained using Algorithm 4.4, with page punctured solid torus and monodromy torus twist (Defintion 6.2) as input, consists of a 1-handle whose belt sphere intersects the attaching sphere of a 2-handle and another 2-handle whose belt sphere intersects the attaching sphere of a 3-handle. Handle cancellation results in a blank diagram, a Kirby diagram of  $S^4$ , where a single 4-handle is glued to the 0-handle. This implies that  $\text{Ob}(M', \varphi')$  is diffeomorphic to  $\text{Ob}(M, \varphi) \# S^4$ , where  $M'$  is obtained from  $M$  by taking a connected sum with a punctured solid torus and  $\varphi'$  is the composition of  $\varphi$  with a trivial extension of a torus twist. In particular, Figure 2 exhibits a 4-dimensional open book stabilization as mentioned in [KS24].

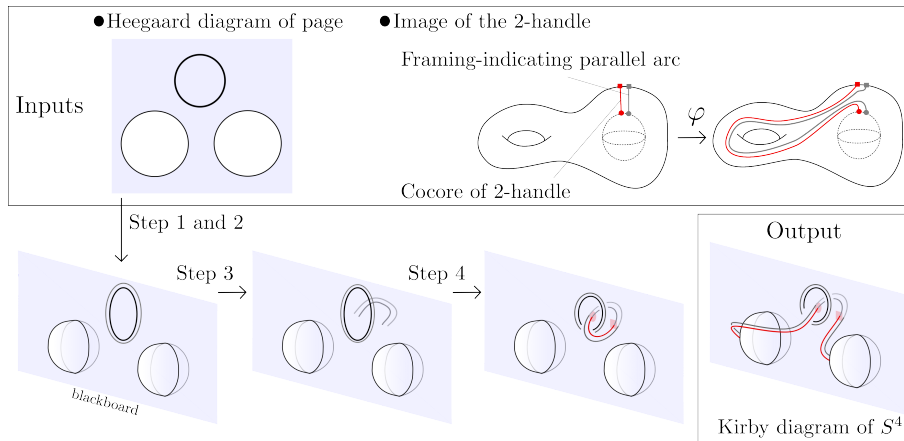


FIGURE 2. Algorithm 4.4.

Kirby diagrams of spun 4-manifolds, which are open books with binding  $S^2$ , are constructed in [Mon79]. An algorithm to obtain a trisection from a Kirby diagram is presented in [Kep22]. For a practical algorithm obtaining a trisection diagram from a 4-dimensional open book see [KS24].

**Convention.** Throughout this paper, all maps are smooth and all manifolds are compact, oriented, connected, and smooth. There is a preferred way to smooth corners [GS99, Remark 1.3.3], hence we do distinguish between manifolds with and without corners. Concerning handle decomposition of 3-manifolds with non-empty boundary, we always assume that there is a unique 0-handle and no 3-handles [GS99, p. 112], and that handles are attached in order of non-decreasing indices to the boundary of handles of lower indices.

**Acknowledgment.** I am indebted to Marc Kegel, Felix Schmäsckhe, and Thomas Vogel for helpful conversations. I would like to express my gratitude toward my advisor Marc Kegel for suggesting this topic to me and for his valuable mentoring which helped me to thrive for improvement. I am also grateful to Thomas Vogel for his encouragement. Finally, I would like to warmly thank Li-Chun Wang and give her credit for the 3D graphics in Figure 13.

## 2. BACKGROUND

An open book is a geometric structure that arises naturally from many fields of mathematics. The application of open books includes the study of fibered knots [Ale23], zero sets of complex polynomials [Mil68], spun embeddings [PPS21], and contact structures [Gir02], just to name a few.

An *open book decomposition*  $(B, \pi)$  of a closed  $n$ -manifold  $X$  consists of a binding  $B$  and a fibration  $\pi: X \setminus B \rightarrow S^1$ . The *binding* is a non-empty, not necessarily connected, codimension two submanifold of  $X$  with trivial normal bundle. On a neighborhood  $N(B) \subset X$  of  $B$  there exists a trivialization  $N(B) \approx B \times D^2$  using polar coordinates  $(r, \phi)$  on  $D^2$ , such that  $\pi|_{N(B) \setminus B} = \phi$ . For each  $t \in S^1$ , the preimage  $\pi^{-1}(t)$  is called a *fiber* and its compactification  $\overline{\pi^{-1}(t)}$  is called a *page* of the open book.

An *abstract open book decomposition*  $(M, \varphi)$  of a closed  $n$ -manifold  $X$  consists of a page  $M$  and a monodromy  $\varphi$ . The *page* is a compact  $(n - 1)$ -manifold  $M$  with non-empty boundary and the *monodromy* is an orientation-preserving self-diffeomorphism on  $M$  that equals the identity map in a neighborhood of the boundary  $\partial M$ .  $X$  is diffeomorphic to the closed  $n$ -manifold

$$M \times [0, 1] / \sim_{\varphi},$$

denoted by  $\text{Ob}(M, \varphi)$ , where the equivalence relation is given by

$$(x, 1) \sim_{\varphi} (\varphi(x), 0) \text{ for all } x \in M, \text{ and}$$

$$(x, t) \sim_{\varphi} (x, t') \text{ for all } x \in \partial M, t, t' \in [0, 1].$$

An abstract open book decomposition  $(M, \varphi)$  gives rise to an open book decomposition whose binding is  $\partial M \times [0, \frac{1}{2}] / \sim_{\varphi}$  and whose pages are  $M \times \{t\}$ . Since Kirby diagrams are defined up to diffeomorphism, we do not need to distinguish between abstract and non-abstract open book decompositions. More details can be found in [CPV18] and [Etn06, Remark 2.6].

In dimension 3 every closed manifold has open book decompositions [Ale23]. All closed, simply-connected manifolds of dimension  $\geq 6$  with vanishing signature admit open book decompositions [Win73], and all closed manifolds of odd dimension  $\geq 7$  admit open book decompositions [Law78]. Quinn proved the state-of-the-art theorem of open books showing that an  $n$ -manifold admits an open book decomposition if and only if its signature and its Quinn-invariant vanish, where  $n \neq 4$  [Qui79]. The Quinn-invariant, also called the asymmetric signature, of a simply connected manifold vanishes if and only if the usual signature does. It is extracted from a version of a middle-dimensional intersection form with group ring coefficients and takes values in a certain Witt group of such forms. This obstruction class vanishes if and only if the corresponding form admits stably a Lagrangian. For further details on this, we refer to the original works [Qui79, Ran98].

It remains unknown whether these obstructions are complete for the case  $n = 4$ . Thus we would like to initiate a study of 4-dimensional open books using a tool exclusive to dimension 4 – Kirby diagrams.

### 3. KIRBY DIAGRAMS OF HALF OPEN BOOKS

An open book is given by two copies of *half open books* glued together. Thus, a Kirby diagram of an open book with page  $M$  can be obtained from a Kirby diagram of a half open book, with the same page, by adding a framed link. The main goal of this section is to present Algorithm 3.7 for constructing a Kirby diagram of half open books. We begin by introducing our non-standard definitions.

Let  $M$  be a compact  $(n - 1)$ -manifold with non-empty boundary.

**Definition 3.1.** The *half open book with page  $M$*  is the  $n$ -manifold  $M \times [0, \frac{1}{2}] / \sim_{\frac{1}{2}}$ , where the equivalence relation is given by

$$(x, t) \sim_{\frac{1}{2}} (x, t') \text{ for all } x \in \partial M, t, t' \in [0, 1/2].$$

Call  $M \times \{0\}$  and  $M \times \{\frac{1}{2}\} \subset \partial(M \times [0, \frac{1}{2}] / \sim_{\frac{1}{2}})$  the *front* and *back cover* of the half open book, respectively. The codimension two submanifold  $\partial M$  of the half open book is called the *binding*.

The *double* of an  $n$ -manifold  $N$  with non-empty boundary, denoted by  $DN$ , is an  $n$ -manifold without boundary obtained from  $N$  by gluing  $-N$  to it along the boundary using the identity map on  $\partial N$ . The boundary of the half open book with page  $M$ , which consists of the front and back cover glued along the binding, is diffeomorphic to  $DM$ .

**Definition 3.2.** Given a monodromy  $\varphi: M \rightarrow M$ , we *glue* two half open books with page  $M$  with  $\varphi$  as follows:

- glue the front cover of the second copy to the back cover of the first copy using the identity map  $\text{id}$  and
- glue the back cover of the second copy to the front cover of the first copy using the monodromy map  $\varphi$ .

Let  $D_\varphi(M \times [0, \frac{1}{2}] / \sim_{\frac{1}{2}})$  denote the result of gluing two half open books with page  $M$  with  $\varphi$ .

**Remark 3.3.** Definition 3.2 is well-defined since a monodromy map is equal to the identity map in a neighborhood of  $\partial M$ . The result of gluing two half open books  $D_{\text{id}}(M \times [0, \frac{1}{2}] / \sim_{\frac{1}{2}})$  with the identity map is the double  $D(M \times [0, \frac{1}{2}] / \sim_{\frac{1}{2}})$  of the half open book. This explains our choice of notation.

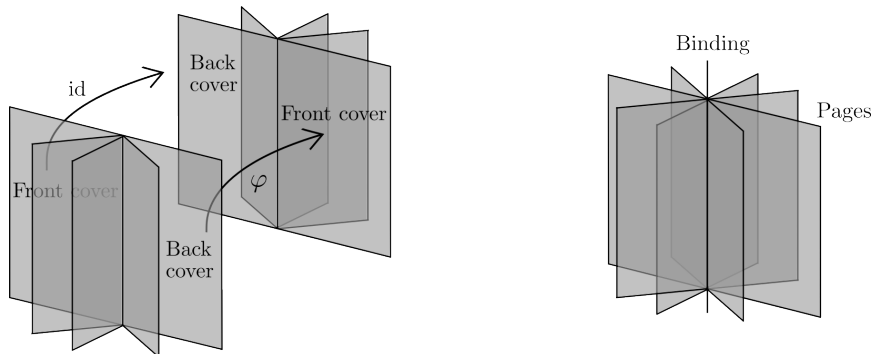


FIGURE 3. Gluing two half open books gives an open book.

**Proposition 3.4.** The result of gluing two half open books is an open book, more explicitly  $D_\varphi(M \times [0, \frac{1}{2}] / \sim_{\frac{1}{2}})$  is diffeomorphic to  $\text{Ob}(M, \varphi)$ .

*Proof.* The proof follows by definition. Glue to the back cover of  $M \times [0, \frac{1}{2}] / \sim_{\frac{1}{2}}$  the front cover of  $M \times [\frac{1}{2}, 1] / \sim_{\frac{1}{2}}$  with the identity map, we get  $M \times [0, 1] / \sim$ , where  $(x, t) \sim (x, t')$  for all  $x \in \partial M, t, t' \in [0, 1]$ . Gluing the back cover of  $M \times [\frac{1}{2}, 1] / \sim_{\frac{1}{2}}$  to the front cover of  $M \times [0, \frac{1}{2}] / \sim_{\frac{1}{2}}$  using  $\varphi$  is equivalent to identifying  $(x, 1)$  with  $(\varphi(x), 0)$  for all  $(x, 1) \in M \times [0, 1] / \sim$ , which gives  $\text{Ob}(M, \varphi)$ .  $\square$

**Example 3.5.** The half open book with page  $[0, 1]$  is given by identifying  $(0, 0) \in [0, 1] \times [0, \frac{1}{2}]$  with  $(0, t)$  for all  $t \in [0, \frac{1}{2}]$  and identifying  $(1, 0)$  with  $(1, t)$  for all  $t \in [0, \frac{1}{2}]$ . It is diffeomorphic to  $D^2$  and its boundary, the double of  $[0, 1]$ , is diffeomorphic to  $S^1$ . By Proposition 3.4, the open book  $\text{Ob}([0, 1], \text{id})$  is diffeomorphic to  $D(D^2) = S^2$ .

**Proposition 3.6.** A handle decomposition of an  $(n-1)$ -dimensional manifold  $M$  induces a handle decomposition of the  $n$ -dimensional half open book  $M \times [0, \frac{1}{2}] / \sim_{\frac{1}{2}}$ .

*Proof.* Firstly, we construct a handle decomposition of  $M \times [0, \frac{1}{2}]$  from a handle decomposition of  $M$ . Suppose  $M$  is diffeomorphic to the result

$$D^{n-1} \cup_{\phi_1} h_1 \cdots \cup_{\phi_m} h_m$$

of attaching the handle  $h_i$  via the attaching map  $\phi_i$  to  $\partial D^{n-1}$  for  $i = 1, \dots, m$ . Here the subscript  $i$  is not the index of the handle but an enumeration. To begin with, the  $(n-1)$ -dimensional 0-handle  $D^{n-1}$  of  $M$  induces an  $n$ -dimensional 0-handle of  $M \times [0, \frac{1}{2}]$ . Now assume that the first  $i$  handles of  $M$  have induced  $i$ -many handles of  $M \times [0, \frac{1}{2}]$ , i.e. assume we have obtained a handle decomposition of  $M_{i-1} \times [0, \frac{1}{2}]$ , where  $M_{i-1} = D^{n-1} \cup_{\phi_1} h_1 \cdots \cup_{\phi_{i-1}} h_{i-1}$  and  $0 < i-1 < m$ . Let  $\phi_i: \partial D^k \times D^{(n-1)-k} \rightarrow \partial M_{i-1}$  be the attaching map of a  $(n-1)$ -dimensional  $k$ -handle  $h_i$ . Then it induces an  $n$ -dimensional  $k$ -handle  $h'_i$  of  $M \times [0, \frac{1}{2}]$  with attaching map

$$\phi'_i: \partial D^k \times D^{(n-1)-k} \times [0, 1/2] \rightarrow \partial(M_{i-1} \times [0, 1/2])$$

given componentwise by

$$(\phi_i, \text{id}_{[0, \frac{1}{2}]}) : \partial D^k \times D^{(n-1)-k} \times [0, 1/2] \rightarrow \partial M_{i-1} \times [0, 1/2] \subset \partial(M_{i-1} \times [0, 1/2]),$$

such that  $M_i \times [0, \frac{1}{2}]$  is diffeomorphic to  $(M_{i-1} \times [0, \frac{1}{2}]) \cup_{\phi'_i} h'_i$ . Note that  $D^{(n-1)-k} \times [0, \frac{1}{2}]$  is diffeomorphic to  $D^{n-k}$ . By induction, we obtain a handle decomposition of  $M \times [0, \frac{1}{2}]$ .

Secondly, we show that  $\sim_{\frac{1}{2}}$  preserves the handle decomposition, i.e. the handle decomposition on  $M \times [0, \frac{1}{2}]$  induces a handle decomposition on  $M \times [0, \frac{1}{2}] / \sim_{\frac{1}{2}}$ . Let us look closely at some  $k$ -handle  $h'_i$  in  $M \times [0, \frac{1}{2}]$ . If  $\phi'_i(\partial D^k \times D^{(n-1)-k} \times [0, \frac{1}{2}]) \cap \partial(M \times [0, \frac{1}{2}]) = \emptyset$ , then no identification will take place on this handle. Then by using the identification  $D^{(n-1)-k} \times [0, \frac{1}{2}] \approx D^{n-k}$ ,  $\phi'_i$  can be seen as an attaching map of an induced  $n$ -dimensional  $k$ -handle in  $(M \times [0, \frac{1}{2}]) / \sim_{\frac{1}{2}}$  and we are done. The points  $\phi'_i(\partial D^k \times \text{int}(D^{(n-1)-k}) \times [0, \frac{1}{2}]) \subset \text{int}(M) \times [0, \frac{1}{2}]$  always remain distinct points in the quotient of  $\sim_{\frac{1}{2}}$ . Hence if  $\phi'_i(\partial D^k \times D^{(n-1)-k} \times [0, \frac{1}{2}]) \cap \partial(M \times [0, \frac{1}{2}]) \neq \emptyset$ , then  $\phi'^{-1}_i(\partial(M \times [0, \frac{1}{2}])) \subseteq \partial D^k \times \partial D^{(n-1)-k} \times [0, \frac{1}{2}]$  and points  $(p, t) \in \phi'_i(\partial D^k \times \partial D^{(n-1)-k} \times [0, \frac{1}{2}]) = \phi_i(\partial D^k \times \partial D^{(n-1)-k}) \times [0, \frac{1}{2}]$  get identified for all  $t \in [0, \frac{1}{2}]$ . We can identify these points in the preimage already, thus identify  $(x, y, t) \in \partial D^k \times \partial D^{(n-1)-k} \times [0, \frac{1}{2}]$  for all  $t \in [0, \frac{1}{2}]$  and abusively denote the quotient space by

$$\left( \partial D^k \times \partial D^{(n-1)-k} \times [0, 1/2] \right) / \sim_{\frac{1}{2}}.$$

Let  $\phi''_i$  denote the map induced by  $\phi'_i$ , then

$$\begin{aligned} & \phi''_i \left( (\partial D^k \times \partial D^{(n-1)-k} \times [0, 1/2]) / \sim_{\frac{1}{2}} \right) \\ &= \left( \phi'_i(\partial D^k \times \partial D^{(n-1)-k} \times [0, 1/2]) \right) / \sim_{\frac{1}{2}}. \end{aligned}$$

This implies

$$\begin{aligned} \phi''_i \left( (\partial D^k \times D^{(n-1)-k} \times [0, 1/2]) / \sim_{\frac{1}{2}} \right) &= \left( \phi'_i(\partial D^k \times D^{(n-1)-k} \times [0, 1/2]) \right) / \sim_{\frac{1}{2}} \\ &\subset \partial(M_{i-1} \times [0, 1/2]) / \sim_{\frac{1}{2}} . \end{aligned}$$

To see that  $\phi''_i$  is an  $n$ -dimensional  $k$ -handle in  $(M \times [0, \frac{1}{2}]) / \sim_{\frac{1}{2}}$ , it remains to show  $(\partial D^k \times D^{(n-1)-k} \times [0, \frac{1}{2}]) / \sim_{\frac{1}{2}}$  is diffeomorphic to  $\partial D^k \times D^{n-k}$ .

It suffices to observe that  $(D^{(n-1)-k} \times [0, \frac{1}{2}]) / \sim_{\frac{1}{2}}$  is diffeomorphic to  $D^{n-k}$ , where  $(y, t) \sim_{\frac{1}{2}} (y, t')$  for all  $y \in \partial D^{(n-1)-k}$ ,  $t, t' \in [0, \frac{1}{2}]$ . Map the equivalence class  $[D^{(n-1)-k} \times \{0\}]$  to the upper hemisphere of  $D^{n-k}$ , the equivalence class  $[D^{(n-1)-k} \times \{\frac{1}{4}\}]$  to the disk bounded by the equator, the equivalence class  $[D^{(n-1)-k} \times \{\frac{1}{2}\}]$  to the lower hemisphere, and everything in between correspondingly.  $\square$

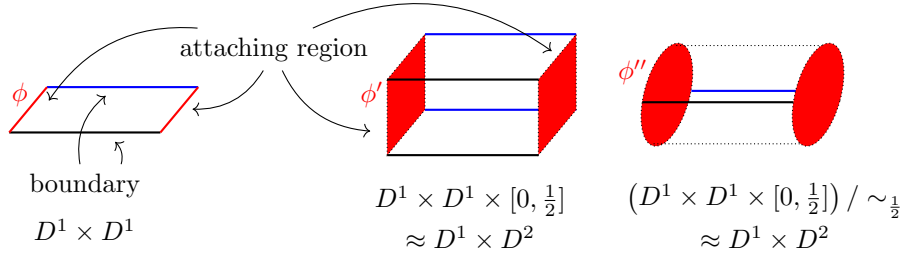


FIGURE 4. A 2-dimensional 1-handle inducing a 3-dimensional 1-handle.

In Figure 4, we assume the black and blue edges of the 1-handle  $D^1 \times D^1$  are in the boundary of  $M$ , so the rectangular faces spanned by them in the product  $M \times [0, \frac{1}{2}]$  will each be collapsed to an edge in the half open book  $M \times [0, \frac{1}{2}] / \sim_{\frac{1}{2}}$ .

From now on let  $M$  be a compact 3-manifold with non-empty boundary.

**Algorithm 3.7.** Given a Heegaard diagram of  $M$ , one obtains a Kirby diagram of the half open book with page  $M$  by applying the following algorithm:

- (1) Place the given Heegaard diagram in the  $yz$ -plane in  $\mathbb{R}^3$ , assuming the positive  $x$ -direction points out of the paper.
- (2) Replace every 1-handle attaching region with a pair of  $D^3$ 's as shown in Figure 5.
- (3) Add in the  $yz$ -plane a parallel knot to each 2-handle attaching sphere to indicate the blackboard framing.

*Proof.* By Proposition 3.6,  $M \times [0, \frac{1}{2}]$  and  $M \times [0, \frac{1}{2}] / \sim_{\frac{1}{2}}$  admit equivalent handle decompositions and are diffeomorphic to each other, thus  $M \times [0, \frac{1}{2}]$  and  $M \times [0, \frac{1}{2}] / \sim_{\frac{1}{2}}$  share an equivalent Kirby diagram. Let us construct a Kirby diagram of the former one. A handle decomposition of  $M$  induces a handle decomposition of  $M \times [0, \frac{1}{2}]$  in the following way:

- A 3-dimensional 0-handle induces a 4-dimensional 0-handle. So we will now attach handles to  $\partial D^4 - \{\text{point}\} \approx \mathbb{R}^3$  instead of to  $\partial D^3 - \{\text{point}\} \approx \mathbb{R}^2$ .

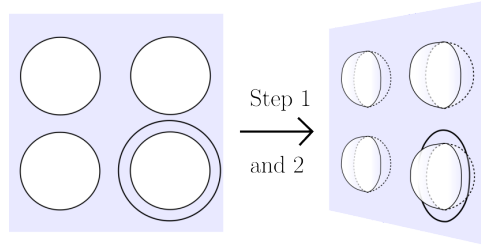


FIGURE 5. Replace every 1-handle attaching region in the given Heegaard diagram with a pair of  $D^3$ 's.

Since Heegaard diagrams are defined in  $\mathbb{R}^2$ , they can be embedded in the  $yz$ -plane in  $\mathbb{R}^3$ .

- A 3-dimensional 1-handle induces a 4-dimensional 1-handle. Thus the attaching region of a 1-handle becomes a pair of  $D^3$ 's.
- A 3-dimensional 2-handle induces a 4-dimensional 2-handle with framing given by the product structure of  $M \times [0, \frac{1}{2}]$ , which coincides with the blackboard framing.

□

#### 4. KIRBY DIAGRAMS OF 4-DIMENSIONAL OPEN BOOKS

By assumption, any 3-dimensional page and therefore any 4-dimensional half open book, with the induced handle decomposition (Proposition 3.6), has no 3-handles. Gluing a half open book with one 0-handle,  $x$  1-handles, and  $y$  2-handles to a 4-manifold  $X$  along common boundary introduces  $y$  2-handles,  $x$  3-handles, and one 4-handle, i.e. adds a  $y$ -component framed link to a Kirby diagram of  $X$ . Since an open book is obtained by gluing two half open books, we add a framed link to a Kirby diagram of the half open book to obtain a Kirby diagram of the open book.

**4.1. Trivial monodromy.** Let  $M$  be the page, a compact 3-manifold with non-empty boundary, as before. We denote the identity map on the page by  $\text{id}$ .

**Algorithm 4.1.** Given a Heegaard diagram of  $M$ , one obtains a Kirby diagram of the open book  $\text{Ob}(M, \text{id})$  by applying the following algorithm:

- (1) Use Algorithm 3.7 to get a Kirby diagram of the half open book with page  $M$ .
- (2) Add a 0-framed meridian to each blackboard-framed 2-handle attaching sphere in the Kirby diagram of the half open book.

*Proof.* By Proposition 3.4 and Remark 3.3,  $\text{Ob}(M, \varphi)$  is diffeomorphic to  $D_\varphi(M \times [0, \frac{1}{2}] / \sim_{\frac{1}{2}}) = D(M \times [0, \frac{1}{2}] / \sim_{\frac{1}{2}})$  when the monodromy  $\varphi$  is (isotopic to) the identity map. For completeness, we summarize the proof given in [GS99] showing that adding a 0-framed meridian to each 2-handle attaching sphere in a Kirby diagram gives a Kirby diagram of the double.

A handle decomposition on  $DX = X \cup \text{handles}$  is obtained by adding handles to  $X$ , where  $X = M \times [0, \frac{1}{2}] / \sim_{\frac{1}{2}}$ . It suffices to understand the induced 2-handles. A 2-handle  $h$  in  $X$  induces a 2-handle  $h'$  in  $DX$  with the roles of core and cocore



reversed. Since we are gluing using the identity map, the attaching map of an induced 2-handle  $\varphi: \partial D^2 \times D^2 \rightarrow D^2 \times \partial D^2 \subset \partial X$  is given by interchanging the factors of  $\partial D^2 \times D^2$ . Thus  $h'$  is attached along the belt sphere of  $h$ , which is isotopic to a meridian of the attaching sphere of  $h$ . The framing of the induced 2-handle is given by the product framing coming from the product structure of the 2-handle  $D^2 \times D^2$ , which coincides with the Seifert framing. Therefore to get a Kirby diagram of the open book, add a 0-framed meridian to each 2-handle attaching sphere in a Kirby diagram of the half open book.  $\square$

**Remark 4.2.** The framings of a 4-dimensional 2-handle are classified by elements of  $\pi_1(O(2)) \approx \mathbb{Z}$ . When the attaching sphere  $\varphi(\partial D^2)$  bounds a Seifert surface, the attaching sphere can be pushed along it to give a parallel knot and hence a canonical choice of the 0-th framing.

**4.2. Non-trivial monodromy.** Under the standard assumptions that handles are attached with non-decreasing indices to the boundary of handles of lower indices and that there is a unique 0-handle and no 3-handle, the cocore of a 2-handle in  $M$  is an arc in  $M$  with endpoints in  $\partial M$ .

**Proposition 4.3.** The cocore of a 2-handle in the back cover of the half open book with page  $M$  corresponds to a half-meridian behind the  $yz$ -plane in a Kirby diagram of the half open book.

*Proof.* Recall that a Heegaard diagram of  $M$  records where 1- and 2-handles are attached to the boundary of the 0-handle. Situate a Heegaard diagram in the  $yz$ -plane of  $\mathbb{R}^3$  and view the region in front of the  $yz$ -plane as the interior of the 0-handle and the  $yz$ -plane as the boundary of the 0-handle (with a point removed). A 2-handle of  $M$  is being attached to  $\partial D^3$  from behind the  $yz$ -plane in this perspective.

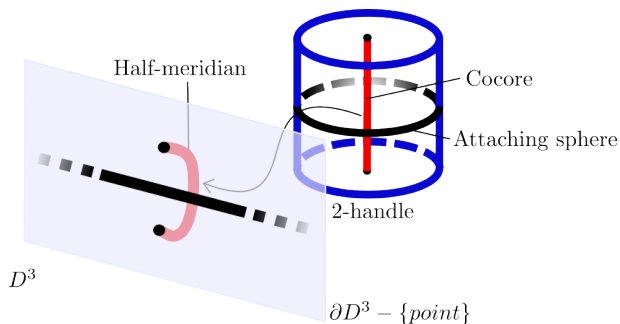


FIGURE 6. Attaching a 2-handle along  $\partial D^3$ .

Now we recall the construction of a Kirby diagram of a half open book. We place a Heegaard diagram of the page in the  $yz$ -plane in  $\mathbb{R}^3$ , replace each  $D^2$  with a  $D^3$ , and add blackboard framing to each 2-handle attaching sphere. The blank space in  $\mathbb{R}^3$  is the boundary of the half open book, which consists of two copies of  $M$ , namely the front and back covers. Without loss of generality, we may identify the region behind the  $yz$ -plane with the back cover and the region in front of the  $yz$ -plane with the front cover. Thus the cocore of a 2-handle in the back cover corresponds to a half-meridian, with endpoints on the  $yz$ -plane, of the 2-handle

attaching sphere as shown in Figure 6. Similarly, a half-meridian in front of the  $yz$ -plane corresponds to the cocore of a 2-handle in the front cover.  $\square$

**Algorithm 4.4.** Given a Heegaard diagram of  $M$  and the image under the monodromy  $\varphi$  of each 2-handle in  $M$ , one obtains a Kirby diagram of the open book  $\text{Ob}(M, \varphi)$  by applying the following algorithm:

- (1) Use Algorithm 3.7 to get a Kirby diagram of the half open book with page  $M$ .
- (2) Add behind the  $yz$ -plane a half-meridian with blackboard framing to each 2-handle attaching sphere in the Kirby diagram of the half open book as in Figure 7.
- (3) Add in front of the  $yz$ -plane a half-meridian with blackboard framing to each 2-handle attaching sphere in the Kirby diagram of the half open book, then replace them with their images under  $\varphi$ .



FIGURE 7. Step 2 of Algorithm 4.4.

*Proof.* By Proposition 3.4,  $\text{Ob}(M, \varphi)$  is diffeomorphic to  $D_\varphi(M \times [0, \frac{1}{2}] / \sim_{\frac{1}{2}})$ , the goal is to construct a Kirby diagram of  $D_\varphi(M \times [0, \frac{1}{2}] / \sim_{\frac{1}{2}})$ . Recall that the boundary of the half open book  $M \times [0, \frac{1}{2}] / \sim_{\frac{1}{2}}$  consists of a front and back cover, which are diffeomorphic to the page  $M$ . Let us focus on the Kirby diagram of the half

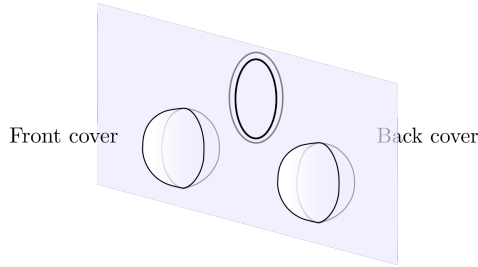


FIGURE 8. Kirby diagram of half open book (with page punctured solid torus)

open book lying in the  $yz$ -plane in  $\mathbb{R}^3$  provided by Algorithm 3.7. The blank space in a Kirby diagram of a manifold without 3- and 4-handles represents a subset of the boundary. We identify the region in front of and behind the  $yz$ -plane with the front and back cover of the half open book respectively, as described in the proof of Proposition 4.3. The  $yz$ -plane itself, where the front and back covers meet, corresponds to the binding  $\partial M \subset M \times [0, \frac{1}{2}] / \sim_{\frac{1}{2}}$ .

Also recall Definition 3.2,  $D_\varphi(M \times [0, \frac{1}{2}] / \sim_{\frac{1}{2}})$  is obtained by gluing two copies of  $M \times [0, \frac{1}{2}] / \sim_{\frac{1}{2}}$  along the boundary. Namely,

- glue the front cover of the second copy to the back cover of the first copy with the identity map and
- glue the back cover of the second to the front cover of the first with the given monodromy  $\varphi$ .

A handle decomposition on  $D_\varphi(M \times [0, \frac{1}{2}] / \sim_{\frac{1}{2}})$  is obtained by adding handles to the half open book  $M \times [0, \frac{1}{2}] / \sim_{\frac{1}{2}}$ . It suffices to understand the induced 2-handles. The attaching sphere of an induced 2-handle is the union of two "attaching arcs", one in the front and one in the back cover. In the back cover, where the gluing map is the identity map, the attaching arc is given by a half-meridian of the 2-handle attaching sphere as in the proof of Algorithm 4.1. In the front cover, the gluing map is given by the monodromy  $\varphi$  and not the identity map. Hence instead of a half-meridian, the attaching arc is given by the image under  $\varphi$  of the half-meridian. Using the identification of a half-meridian with the cocore of a 2-handle (Proposition 4.3), we conclude that in the front cover, the attaching arc is given by the image of the cocore of the 2-handle. Similarly, a framing-indicating parallel knot consists of two arcs: a parallel arc of the half-meridian behind the  $yz$ -plane and the image under  $\varphi$  of a parallel arc of the half-meridian (or cocore of 2-handle) in the other half-space.  $\square$

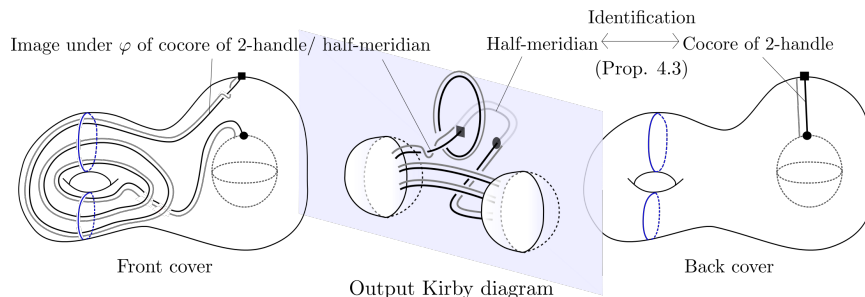


FIGURE 9. Kirby diagram of open book with page punctured solid torus and monodromy the composition of 3 torus twists (Definition 6.2).

## 5. EXAMPLES

Given  $g, n \geq 0$ , let  $H_{g,n}$  denote the *punctured handlebody* obtained from a 0-handle  $D^3$  by attaching  $g$  1-handles and  $n$  2-handles to  $\partial D^3$ . For example,  $H_{1,0}$  is a solid torus and  $H_{0,1}$  is a punctured ball. When  $g = n = 1$ , the punctured handlebody is also referred to as a punctured solid torus (Figure 1). A punctured handlebody has a canonical handle decomposition and hence a canonical Heegaard diagram as shown in Figure 10.

**5.1. Constructing Heegaard diagrams of 3-dimensional open books.** The construction of a Heegaard diagram of a 3-dimensional open book using half open books is more straightforward, thus it is a good idea to see an example in dimension

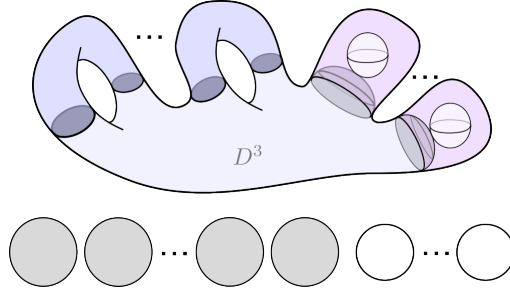
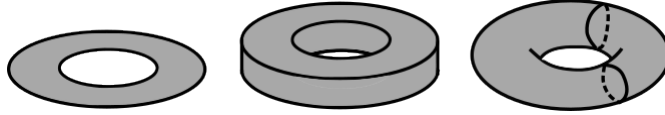


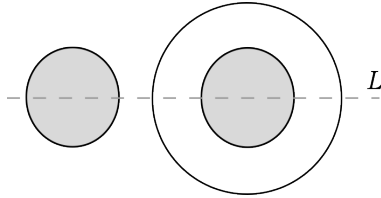
FIGURE 10. A punctured handlebody and its Heegaard diagram.

3 before returning to dimension 4. We carefully go through the construction of a Heegaard diagram of the 3-dimensional open book  $\text{Ob}(D^2 \cup h^1, \psi)$  with page annulus. The method essentially follows [HKM07].

The half open book  $(D^2 \cup h^1) \times [0, \frac{1}{2}] / \sim_{\frac{1}{2}}$  is a solid torus  $H_{1,0}$  as visualized in Figure 11, whose canonical Heegaard diagram consists of a pair of  $D^2$ 's. Let  $L$  be a line in  $\mathbb{R}^2$  going through the centers of the pair of  $D^2$ 's, then the two regions separated by  $L$  correspond to the front and back covers of the half open book. We only need to take care of the attaching sphere of the 2-handle induced by the 1-handle of  $D^2 \cup h^1$ .

FIGURE 11. Left to right:  $D^2 \cup h^1$ ,  $(D^2 \cup h^1) \times [0, \frac{1}{2}]$ ,  $(D^2 \cup h^1) \times [0, \frac{1}{2}] / \sim_{\frac{1}{2}}$ .

When the monodromy  $\psi = \text{id}$  is trivial, add a meridian around  $D^2$ , because the attaching sphere coincides with the belt sphere of the 1-handle. We obtain a Heegaard diagram of  $S^1 \times S^2$  as illustrated in Figure 12. This is expected since  $\text{Ob}(D^2 \cup h^1, \text{id})$  is diffeomorphic to  $DH_{1,0}$ , and the double of a solid torus is diffeomorphic to  $S^1 \times S^2$ .

FIGURE 12.  $\text{Ob}(D^2 \cup h^1, \text{id})$  is diffeomorphic to  $S^1 \times S^2$ .

Now we consider the monodromy  $\psi$  given by the composition of three Dehn twists along the core of the annulus. The Heegaard diagrams of  $\text{Ob}(D^2 \cup h^1, \psi)$  and  $\text{Ob}(D^2 \cup h^1, \text{id})$  should look the same on one side of  $L$  since we always glue using the identity map on the back cover. Without loss of generality, add a half

meridian to a  $D^2$  below  $L$ . The non-trivial monodromy only plays a role above  $L$  on the front cover of the half open book. Since the image of the cocore of the 1-handle is an arc in  $D^2 \cup h^1$  running thrice through the 1-handle, we add an arc above  $L$  that intersects the  $D^2$  thrice before joining with the half meridian as reflected in Figure 13. We obtain a Heegaard diagram of the lens space  $L(3, 1)$ , which will be defined in Section 5.3.

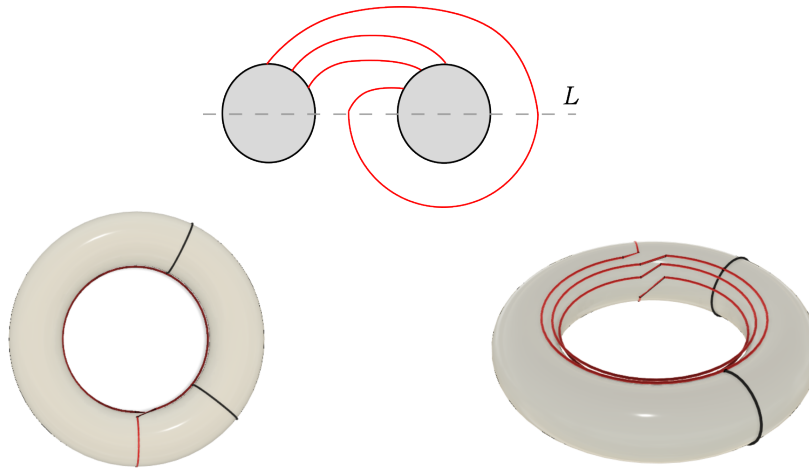


FIGURE 13. The attaching sphere (red) of the induced 2-handle is marked on the Heegaard diagram (top), on the back cover (left), and on the front cover (right) of the half open book  $H_{1,0}$ .

**5.2. 2-sphere bundles over 2-sphere.** Now we construct a Kirby diagram of the open book with page punctured ball  $H_{0,1}$  and trivial monodromy. The punctured ball is obtained by removing an open ball from  $D^3$ , or it can also be obtained by attaching a single 2-handle to  $D^3$ . This handle decomposition gives rise to a Heegaard diagram consisting of a single unknot. Using Algorithm 3.7, we obtain a Kirby diagram of the half open book consisting of an unknot with blackboard framing, which is a Kirby diagram of  $D^2 \times S^2$  [GS99, 120]. Finally, apply Step 2 of Algorithm 4.1 to get a Hopf link with each component labeled 0 as in Figure 14c. It is well known that the output is a Kirby diagram of the trivial  $S^2$ -bundle over  $S^2$  [GS99, 127], thus  $\text{Ob}(H_{0,1}, \text{id})$  is diffeomorphic to  $S^2 \times S^2$ .

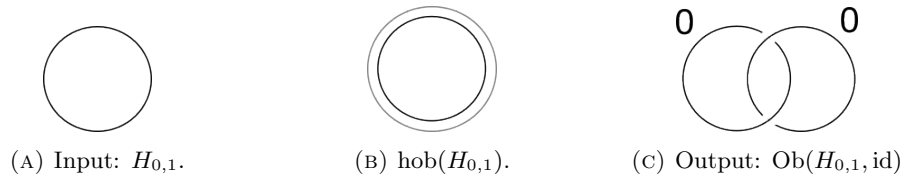


FIGURE 14. Applying Algorithm 4.1.

The *mapping class group* of the punctured ball  $H_{0,1}$ , denoted by  $\text{MCG}(H_{0,1}, \partial H_{0,1})$ ,

is the group of isotopy classes of orientation-preserving diffeomorphisms of the punctured ball that fix the boundary pointwise. Elements in  $\text{MCG}(H_{0,1}, \partial H_{0,1})$  are equivalent to the isotopy classes of loops in the space  $\Omega$  of all orientation-preserving diffeomorphisms of  $S^2$ .  $\Omega$  deformation retracts to the rotation group  $\text{SO}(3)$  [Sma59], thus

$$\text{MCG}(H_{0,1}, \partial H_{0,1}) \approx \pi_1(\Omega) \approx \pi_1(\text{SO}(3)) \approx \pi_1(\mathbb{R}\mathbb{P}^3) \approx \mathbb{Z}/2\mathbb{Z}.$$

Consequently, there can be at most two non-diffeomorphic open books with the punctured ball as page. The generator of  $\text{MCG}(H_{0,1}, \partial H_{0,1})$  is given by a boundary parallel sphere twist  $\sigma$  (Definition 6.1) as discussed in [BBP23, Lemma 2.5]. Construction of a Kirby diagram of  $\text{Ob}(H_{0,1}, \sigma)$  using Algorithm 4.4 is demonstrated in Figure 15.

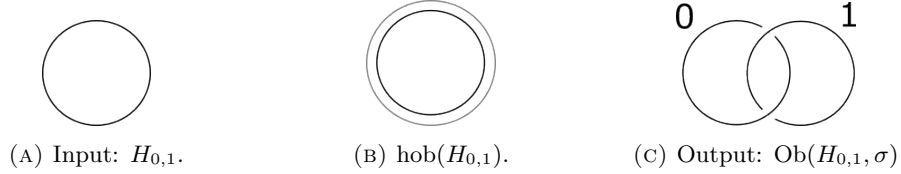


FIGURE 15. Using Algorithm 4.4 we observe that  $\text{Ob}(H_{0,1}, \sigma)$  is diffeomorphic to  $S^2 \tilde{\times} S^2$ , the twisted  $S^2$ -bundle over  $S^2$ .

Let  $(\sigma)^n = \sigma \circ \cdots \circ \sigma$  denote the composition of  $n$  sphere twists, which changes the framing of the cocore by  $n$ .  $(\sigma)^n$  is isotopic to the identity map when  $n$  is even and isotopic to a single sphere twist when  $n$  is odd because a sphere twist generates  $\text{MCG}(H_{0,1}, \partial H_{0,1}) \approx \mathbb{Z}/2\mathbb{Z}$ . According to Algorithm 4.4,  $\text{Ob}(H_{0,1}, (\sigma)^n)$  has a Kirby diagram consisting of a Hopf link labeled 0 and  $n$ . This shows that the diffeomorphism type of the 4-manifold represented by the Hopf link labeled 0 and  $n$  only depends on the parity of  $n$  [GS99, 130], as summarized by Figure 16.

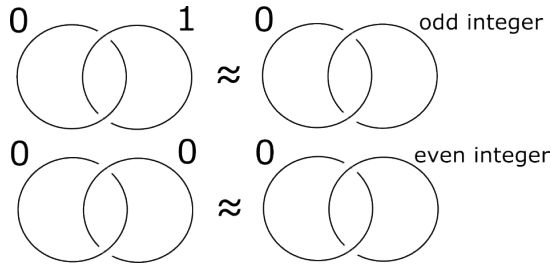


FIGURE 16.  $S^2 \tilde{\times} S^2$  (top) and  $S^2 \times S^2$  (bottom): the only two open books with the punctured ball as page.

**5.3. Spun and twist spun lens spaces.** Let  $p, q$  be relatively prime, non-negative integers. The *lens space*

$$\begin{aligned} L(p, q) &= S^3 / (\mathbb{Z}/p\mathbb{Z}) \\ &= \{(z_1, z_2) \in \mathbb{C}^2 \mid |z_1|^2 + |z_2|^2 = 1\} / (z_1, z_2) \sim (e^{2\pi i/p} \cdot z_1, e^{2\pi i q/p} \cdot z_2) \end{aligned}$$

is a closed 3-manifold, which can also be obtained by gluing together two solid tori with a diffeomorphism of on the boundary that takes a meridian of one torus to a curve  $-p\lambda+q\mu$  on the other torus, where  $\lambda$  and  $\mu$  denote the longitude and meridian, respectively. The solid torus can be decomposed into a 0-handle and a 1-handle. Therefore the lens space can be decomposed into a 0-handle, a 1-handle, a 2-handle and a 3-handle. (The 2- and 3-handles are induced by the 0- and 1-handles.) To get a handle decomposition of the punctured lens space  $L(p, q) - D^3$ , simply remove the 3-handle. This handle decomposition leads to a Heegaard diagram of  $L(p, q) - D^3$  as depicted in Figure 18a.

Figure 17 demonstrates the construction of a Kirby diagram of the open book  $\text{Ob}(L(3, 1) - D^3, \text{id})$  using Algorithm 4.1.

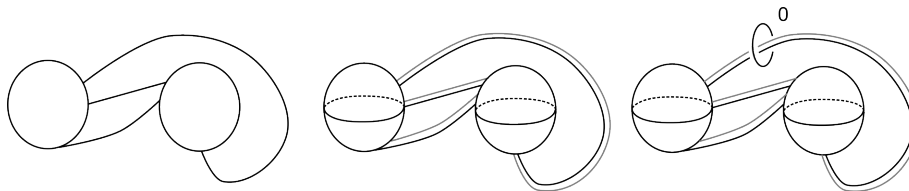


FIGURE 17. Left to right: input Heegaard diagram of  $L(3, 1) - D^3$ , a Kirby diagram of half open book with page  $L(3, 1) - D^3$ , output Kirby diagram of the open book  $\text{Ob}(L(3, 1) - D^3, \text{id})$ .

Given a closed 3-manifold  $M$ , let  $\overset{\circ}{M}$  denote  $M$  with an open 3-ball removed. Gordon [Gor76] defines the *spin* of  $M$  to be obtained by gluing  $\overset{\circ}{M} \times S^1$  to  $S^2 \times D^2$  using the identity map on the boundary  $\text{id}_{S^2 \times S^1}$ . Observe that the open book  $\text{Ob}(L(p, q) - D^3, \text{id})$  is the spin of a lens space, also known as a *spun* lens space. One obtains a Kirby diagram of a spun lens space as illustrated by Figure 18.

The *twisted spin* of  $M$  is obtained by gluing  $\overset{\circ}{M} \times S^1$  to  $S^2 \times D^2$  by the unique self-diffeomorphism of  $S^2 \times S^1$  not extending over  $S^2 \times D^2$  [Glu62]. Since twisted spin of the lens space  $L(p, q)$  is diffeomorphic to  $\text{Ob}(L(p, q) - D^3, \sigma)$ , where  $\sigma$  is a boundary parallel sphere twist (Definition 6.1), we can apply Algorithm 4.4.

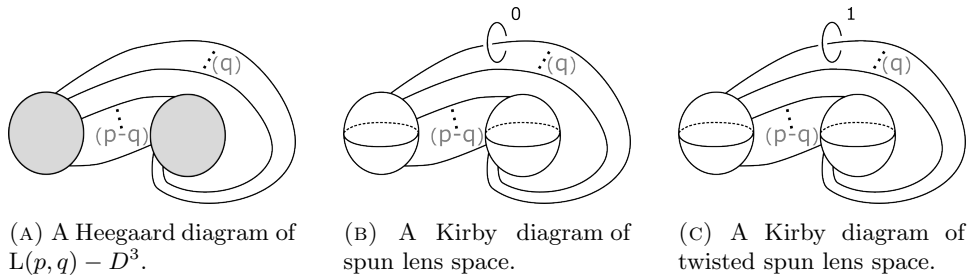


FIGURE 18. (For clarity, blackboard framing is omitted here.)

**5.4. Open books with page handlebody.** Let us look at Kirby diagrams of the family of open books with page handlebody  $H_{g,0}$ ,  $g \geq 0$ . Starting with the most basic case  $g = 0$  and trivial monodromy, we would like to construct a Kirby diagram of  $\text{Ob}(D^3, \text{id})$  using two different input Heegaard diagrams of  $D^3$ . Firstly,

the empty diagram is by definition the result of attaching nothing to  $D^3$ , thus is a Heegaard diagram of  $D^3$ . The empty diagram remains empty after applying each step in Algorithm 4.1, and thus we obtain a Kirby diagram of  $S^4$ . Secondly, by handle cancellation [GS99, Proposition 4.2.9], the "dumbbell" as illustrated in Figure 19 is another Heegaard diagram of  $D^3$ . By handle cancellation the output of Algorithm 4.1 is again a Kirby diagram of  $S^4$ . Therefore, independent of the choice of input, we conclude that  $\text{Ob}(D^3, \text{id})$  is diffeomorphic to  $S^4$ .

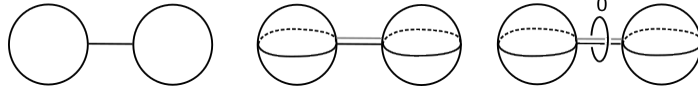


FIGURE 19. Left to right: a Heegaard diagram of  $D^3$ , a Kirby diagram of half open book with page  $D^3$ , a Kirby diagram of  $S^4$ .

Given  $g > 0$ , each one of the  $g$  1-handles of the page  $H_{g,0}$  induces a 1-handle of  $\text{hob}(H_{g,0})$ . Thus,  $\text{hob}(H_{g,0})$  is diffeomorphic to the result  $\#_g S^1 \times D^3$  of attaching  $g$  1-handles to  $D^4$ . A Kirby diagram of this manifold with non-empty boundary, as given by Algorithm 3.7, consists of  $g$  pairs of  $D^3$ 's. Since an open book with trivial monodromy is obtained by taking the double of the half open book,  $\text{Ob}(H_{g,0}, \text{id})$  is diffeomorphic  $\#_g S^1 \times S^3$ . The output Kirby diagram of Algorithm 4.1, also consisting of  $g$  pairs of  $D^3$ 's, should be interpreted as the closed manifold  $\#_g S^1 \times S^3$ .

Algorithms 4.1 and 4.4 are done after the first step in the absence of 2-handles. Consequently, the output Kirby diagram of  $\text{Ob}(H_{g,0}, \text{id})$  coincides with the output Kirby diagram of  $\text{Ob}(H_{g,0}, \varphi)$  for any monodromy  $\varphi: H_{g,0} \rightarrow H_{g,0}$ . This reflects the triviality of the mapping class group  $\text{MCG}(H_{g,0}, \partial H_{g,0})$  – two diffeomorphisms  $F, F'$  on  $H_{g,0}$  are isotopic if and only if their restrictions  $\partial F, \partial F'$  to the boundary are isotopic [Hen20].

## 6. OPEN BOOKS WITH PAGE PUNCTURED SOLID TORUS

The goal of this section is to introduce notions and techniques in preparation for Section 7. Firstly, we define so-called *torus twists* and *sphere twists* monodromies on a punctured handlebody. Then we construct a Kirby diagram of an open book with page punctured solid torus and monodromy a composition of torus and sphere twists. It turns out that such twists provide us with sufficiently many monodromies needed in the proof of Theorem 7.2. Finally, we show how to obtain an entire family of Kirby diagrams of an open book with page punctured solid torus and monodromy a composition of torus and sphere twists.

**6.1. Twists along sphere and torus.** Let  $S$  be an embedded surface with trivial normal bundle in a 3-manifold  $M$ . Identifying a regular neighborhood of  $S$  in  $M$  with  $S \times [0, 1]$  and choosing a representation  $f_t$  of a generator of  $\pi_1(\text{Diff}(S), \text{id})$  gives rise to a monodromy on  $M$  called *twist along  $S$*  given by

$$\begin{cases} f_t \times \text{id}_{[0,1]} & \text{on } S \times [0, 1], \\ \text{id} & \text{elsewhere.} \end{cases}$$

Note that properly embedded spheres and tori are the only closed, orientable surfaces for which the group  $\pi_1(\text{Diff}(S), \text{id})$  is non-trivial [EE67]. In particular, the generator is unique for  $S^2$  as seen in Section 5.2.



Given a punctured handlebody  $H_{g,n}$ , we indicate the index of a handle in the superscript and enumerate handles of each index in the subscript as follows

$$H_{g,n} = D^3 \cup h_1^1 \cup h_2^1 \cup \cdots \cup h_g^1 \cup h_1^2 \cup h_2^2 \cup \cdots \cup h_n^2.$$

**Definition 6.1.** Let  $n > 0$  and let  $S^j$  be a properly embedded sphere in  $H_{g,n}$  parallel to the boundary of  $D^3 \cup h_j^2 \subset H_{g,n}$  for each  $j = 1, \dots, n$ . A twist along  $S^j$  is called a *sphere twist* and is denoted by  $\sigma^j$ .

A sphere twist  $\sigma^j$  changes the framing of the cocore of the  $j$ -th 2-handle while fixing the cocore. When  $n = 1$ , we simply denote a sphere twist on the handlebody with one puncture by  $\sigma$ .

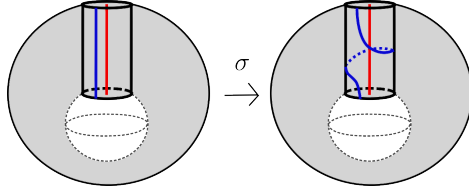


FIGURE 20. A *sphere twist* on the punctured ball  $H_{0,1}$ .

**Definition 6.2.** Let  $g, n > 0$  and let  $T_l^j$  be a properly embedded torus in  $H_{g,n}$  parallel to the boundary of  $D^3 \cup h_l^1 \cup h_j^2 \subset H_{g,n}$  for each  $l = 1, \dots, g$  and  $j = 1, \dots, n$ . A twist along  $T_l^j$  is called a *torus twist* and is denoted by  $\tau_l^j$ .

A torus twist  $\tau_l^j$  pushes the puncture inside  $D^3 \cup h_j^2 \subset H_{g,n}$  around the  $l$ -th 1-handle and back to its starting position, or equivalently, it sends the cocore of the  $j$ -th 2-handle to an arc in  $H_{g,n}$  running through the  $l$ -th 1-handle. Similarly, let  $\tau$  denote a torus twist when  $g = n = 1$ .

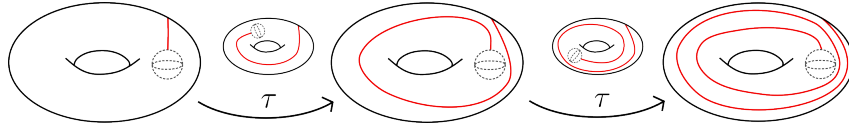


FIGURE 21. *Torus twist* on the punctured solid torus  $H_{1,1}$ .

Composing two torus twists pushes the puncture around the 1-handle twice, thus the cocore of the 2-handle gets mapped to an arc running through the 1-handle twice and so on.

**Example 6.3.** The composition of torus twists  $\tau_2^1 \circ \tau_2^2: H_{2,2} \rightarrow H_{2,2}$  sends the cocore of the second 2-handle to an arc running through the second 1-handle and sends the cocore of the first 2-handle to an arc also running through the second 1-handle as demonstrated by Figure 22.

6.2. **An example.** We apply Algorithm 4.4 step-by-step with inputs:

- a Heegaard diagram of the punctured solid torus  $H_{1,1}$  as in Figure 1 and
- image under  $\sigma \circ \tau \circ \tau \circ \tau$  of the 2-handle. (Figure 23 only shows the image of the cocore of the 2-handle.)

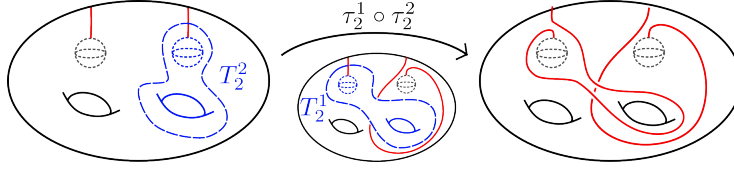


FIGURE 22. A twist along  $T_2^2$  followed by a twist along  $T_2^1$ .

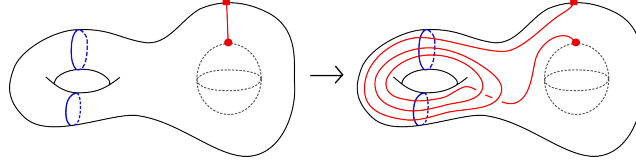


FIGURE 23

Step 1: Use Algorithm 3.7 to get a Kirby diagram of the half open book with page  $H_{1,1}$ , which consists of a pair of  $D^3$ 's and an unknot with blackboard framing in the  $yz$ -plane in  $\mathbb{R}^3$ . Step 2: Add behind the  $yz$ -plane a half-meridian with blackboard framing to the unknot. Step 3: Add in front of the  $yz$ -plane a half-meridian with blackboard framing to the unknot and replace it with its image under  $\sigma \circ \tau \circ \tau \circ \tau$ . In Figure 23, the pair of circles (blue) on the torus each bound a disk, which then bounds a solid cylinder inside  $H_{1,1}$ . This solid cylinder corresponds to the 1-handle as seen in Figure 1. Observe that the cocore of the 2-handle (red) gets mapped to an arc running through the 1-handle three times. Thus the image of the half-meridian is an arc running through  $D^3$  thrice. Since the monodromy contains a sphere twist, the image of a parallel arc of the cocore twists once along the image of the cocore.

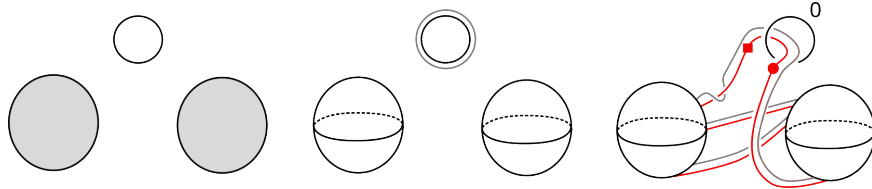


FIGURE 24. Left to right: a Heegaard diagram of  $H_{1,1}$ , a Kirby diagram of half open book, a Kirby diagram of  $\text{Ob}(H_{1,1}, \sigma \circ \tau \circ \tau \circ \tau)$ .

**6.3. Equivalence of Kirby diagrams.** When going from the middle to the right in Figure 24, one could have also obtained any Kirby diagram shown in Figure 25. The fact that these Kirby diagrams represent diffeomorphic manifolds will be useful when it comes to proving Corollaries 7.3 and 7.4.

It suffices to show the family of diagrams in Figure 26 are equivalent.

**Definition 6.4.** A Kirby diagram is said to *come from a  $p$ -braid* if it is a Kirby diagram obtained from a  $p$ -stranded braid, or  $p$ -braid for short, by

- embedding the braid in the thickened  $yz$ -plane in  $\mathbb{R}^3$ ,
- closing it off by attaching a pair of identified  $D^3$ 's,

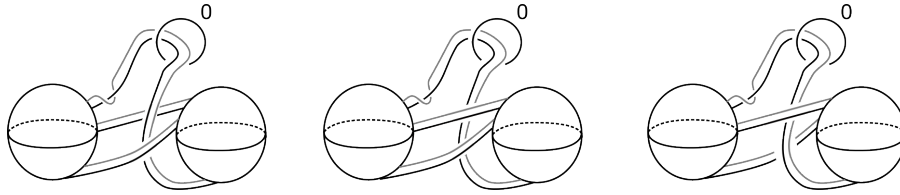


FIGURE 25. Some other Kirby diagrams of  $\text{Ob}(H_{1,1}, \sigma \circ \tau \circ \tau \circ \sigma)$ .

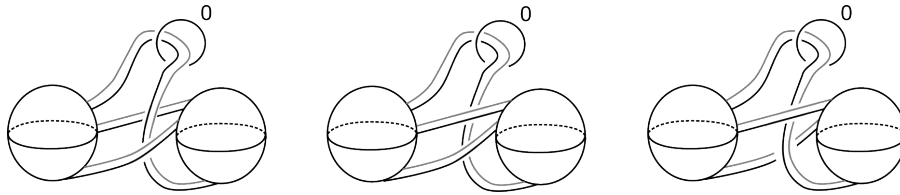


FIGURE 26

- adding blackboard framing, and
- adding a 0-framed meridian.

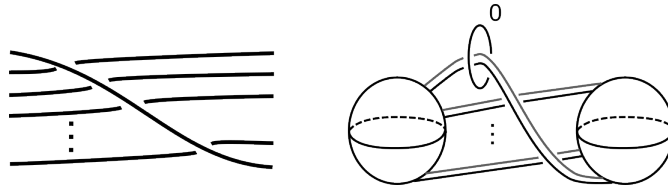


FIGURE 27. A Kirby diagram coming from a braid whose closure is a knot.

We are interested in Kirby diagrams that come from a  $p$ -braid whose closure is a knot. Lemma 6.5 implies that the Kirby diagrams in Figure 26 represent diffeomorphic 4-manifolds.

**Lemma 6.5.** All Kirby diagrams that come from a  $p$ -braid whose closure is a knot represent diffeomorphic 4-manifolds.

*Proof.* A  $p$ -braid induces a permutation on  $p$  letters. First claim:  *$p$ -braids that induce the same permutation on  $p$  letters give rise to Kirby diagrams representing diffeomorphic 4-manifolds.* If two non-equivalent  $p$ -braids induce the same permutation on  $p$  letters, then they are related by crossing changes. By isotopy, move the 0-framed meridian close to a crossing, then slide the 2-handle over it to change the crossing as shown in Figure 28. Note that the framing of both 2-handles remains unchanged. The handle slide is a Kirby diagram invariant move, hence proving the first claim. Consequently, a permutation on  $p$  letters defines a Kirby diagram.

Second claim: *permutations up to conjugation by a cycle of length two give rise to Kirby diagrams representing diffeomorphic 4-manifolds.* Isotope the 2-handle that intersects with the attaching region  $D^3$  along  $\partial D^3$ . We can switch the places of two intersections without changing the framing of the 2-handle as shown in Figure 29a.

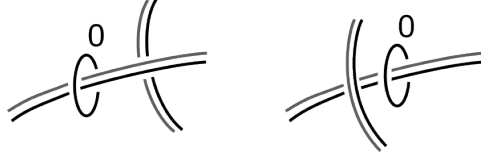
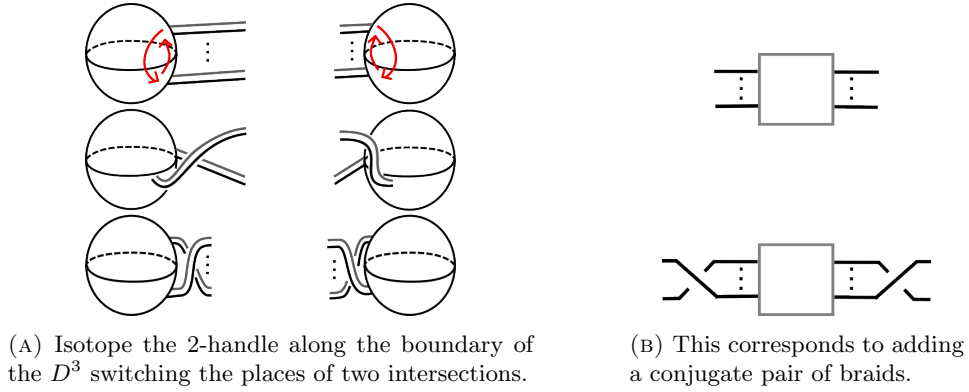


FIGURE 28. A handle slide changes the crossing.

This Kirby diagram isotopy corresponds to adding a conjugate pair of braids to each end of a braid as shown in Figure 29b, or equivalently, to conjugating the induced permutation by a cycle of length two. This proves the second claim.

(A) Isotope the 2-handle along the boundary of the  $D^3$  switching the places of two intersections.

(B) This corresponds to adding a conjugate pair of braids.

FIGURE 29

On one hand, if two  $p$ -braids induce the same permutation, then we are done by the first claim. On the other hand, if two  $p$ -braids induce different permutations, then  $p > 1$ . A  $p$ -braid whose closure is a knot induces a permutation with no fixed points that can be represented by a cycle  $(a_1 a_2 \dots a_p)$  of length  $p$ . According to the following computation, for  $i \neq j$ ,

$$(a_i a_j)(a_1 \dots a_i \dots a_j \dots a_p)(a_j a_i) = (a_1 \dots a_j \dots a_i \dots a_p),$$

permutations on  $p$  letters with no fixed points are all equivalent up to conjugations by a cycle of length two. The proof is complete by the second claim.  $\square$

## 7. APPLICATIONS

One can perturb a Kirby diagram of a 4-dimensional open book with trivial monodromy in such a way that one recognizes a different open book decomposition of the same 4-manifold as demonstrated in Figure 30. For example, it follows that  $\text{Ob}(L(3, 1) - D^3, \text{id})$  is diffeomorphic to  $\text{Ob}(H_{1,1}, \sigma \circ \tau \circ \tau \circ \tau)$ . With this observation and Proposition 7.1, we prove that any open book constructed with trivial monodromy admits an open book decomposition with a punctured handlebody as page. Corollary 7.4 shows that the spin of a lens space  $L(p, q)$  only depends on  $p$  [Mei18, Pao77, Plo86].

The following proposition delivers the existence of a desired monodromy for Theorem 7.2.

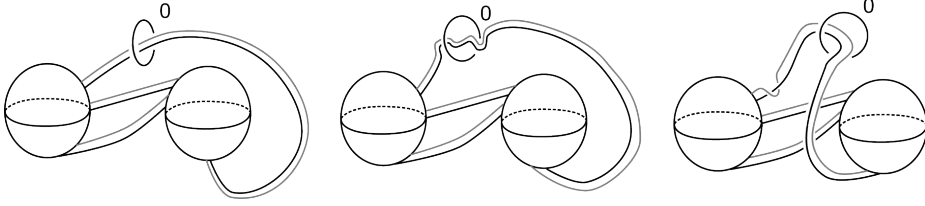


FIGURE 30. Left to right: Perturb the Kirby diagram by rotating the 0-framed meridian from a position transverse to the paper to lay down on the paper. We have encountered the Kirby diagram on the left in Figure 17, it is a Kirby diagram of  $\text{Ob}(L(3, 1) - D^3, \text{id})$ . The Kirby diagram on the right represents  $\text{Ob}(H_{1,1}, \sigma \circ \tau \circ \tau \circ \tau)$  as seen in Figure 24.

**Proposition 7.1.** Given  $g, n > 0$ . There exists a monodromy on  $H_{g,n}$  that sends the cocore of the  $j$ -th 2-handle to an arc in  $H_{g,n}$  running through the 1-handles

$$h_{j_1}, \dots, h_{j_{k(j)}},$$

where  $\{j_1, \dots, j_{k(j)}\} \subset \{0, 1, \dots, g\}$ , for all  $j = 1, \dots, n$ .

*Proof.* It follows by Definition 6.2 that

$$\varphi = \mathcal{T}_n \circ \dots \circ \mathcal{T}_2 \circ \mathcal{T}_1, \text{ where } \mathcal{T}_i = \tau_{i_{k(i)}}^i \circ \dots \circ \tau_{i_1}^i$$

for all  $i = 1, \dots, n$ , is a monodromy on  $H_{g,n}$  that sends the cocore of the  $j$ -th 2-handle to an arc in  $H_{g,n}$  running through the 1-handles

$$h_{j_1}, \dots, h_{j_{k(j)}}$$

for all  $j = 1, \dots, n$ . □

**Theorem 7.2.** Given any compact oriented 3-manifold  $M$  with non-empty boundary, there exists a monodromy  $\varphi$  on a punctured handlebody  $H$  such that  $\text{Ob}(H, \varphi)$  is diffeomorphic to  $\text{Ob}(M, \text{id})$ . Furthermore, suppose  $M$  admits a handle decomposition with a single 0-handle,  $g$  1-handles and  $n$  2-handles, then  $H = H_{g,n}$  and  $\varphi$  is given by a composition of sphere twists and torus twists. Namely, a torus twist  $\tau_l^j$  each time the attaching sphere of the  $j$ -th 2-handle runs through the  $l$ -th 1-handle in  $M$ .

*Proof.* Suppose  $M$  is not a punctured handlebody, otherwise, just take  $H = M$  and the theorem is trivial. Given a Heegaard diagram of  $M$  that came from a standard handle decomposition without 3-handles, with  $n$  2-handles (note that  $n > 0$ , since  $n = 0$  would imply  $M$  is a handlebody) and  $g$  1-handles, Algorithm 3.7 produces a Kirby diagram of the half open book with page  $M$  that consists of  $n$  blackboard-framed 2-handle attaching spheres  $\alpha_1, \dots, \alpha_n$  and  $g$  pairs of  $D^3$ 's. According to Algorithm 4.1, adding a 0-framed meridian  $\beta_i$  to each  $\alpha_i$  gives a Kirby diagram of the open book  $\text{Ob}(M, \text{id})$ . Note that  $\alpha_i$  lies in the  $yz$ -plane and  $\beta_i$  is transverse to the  $yz$ -plane for all  $i = 1, \dots, n$ . We will perturb this Kirby diagram of  $\text{Ob}(M, \text{id})$  to a Kirby diagram of  $\text{Ob}(H_{g,n}, \varphi)$ , for some monodromy  $\varphi: H_{g,n} \rightarrow H_{g,n}$  given by a composition of twists along spheres and tori embedded in  $H_{g,n}$ .

Perturb this Kirby diagram of  $\text{Ob}(M, \text{id})$  so that each meridian  $\beta_i$  becomes an unknot in the  $yz$ -plane. As a result, two small intervals of the 2-handle attaching



(A) Part of a framed 2-handle attaching sphere  $\alpha_i$  and its 0-framed meridian  $\beta_i$ .  $\alpha_i$  is in the  $yz$ -plane, while  $\beta_i$  lies on a plane (blue) transverse to the  $yz$ -plane.

(B) Rotate about the dashed line (red) so that the 0-framed meridian lies on the  $yz$ -plane. This forces two small intervals of  $\alpha_i$  to leave the  $yz$ -plane.

FIGURE 31

sphere  $\alpha_i$ ,  $i = 1, \dots, n$ , are forced to leave the  $yz$ -plane as shown in Figure 31. The *perturbed Kirby diagram* of  $\text{Ob}(M, \text{id})$  still represents the same 4-manifold. We would like to consider the perturbed Kirby diagram as the union of  $\alpha_i$ ,  $i = 1, \dots, n$ , and a Kirby diagram of some half open book  $X$ . We remove all the  $\alpha_i$ 's from the perturbed Kirby diagram and refer to the resulting Kirby diagram as  $X$ . To see the page of the half open book  $X$  we perform Algorithm 3.7 in a reversed manner: remove the framing coefficients of the 2-handle attaching spheres in  $X$  and replace all  $D^3$ 's with  $D^2$ 's. This leaves us with  $n$  unknots and  $g$  pairs of  $D^2$ 's in the  $yz$ -plane, which is a Heegaard diagram of the punctured handlebody  $H_{g,n}$ . Hence the perturbed Kirby diagram of  $\text{Ob}(M, \text{id})$  is the union of the framed 2-handle attaching spheres  $\alpha_1, \dots, \alpha_n$  and a Kirby diagram of the half open book with page  $H_{g,n}$ . It remains to show the existence of a monodromy  $\varphi: H_{g,n} \rightarrow H_{g,n}$  such that the Kirby diagram of  $\text{Ob}(H_{g,n}, \varphi)$  is given by adding  $\alpha_i$ ,  $i = 1, \dots, n$ , to  $X$ .

Let us see what properties the desired  $\varphi$  must satisfy by analyzing our target, the perturbed Kirby diagram of  $\text{Ob}(M, \text{id})$ .

- The framed arc that is immersed behind the  $yz$ -plane would be the image of the attaching sphere in the back cover of the half open book with page  $H_{g,n}$ . (Recall Step 2 of Algorithm 4.4: add behind the  $yz$ -plane a half-meridian with blackboard framing.)
- The framed arc that popped out of the  $yz$ -plane together with the rest of that framed 2-handle attaching sphere in the  $yz$ -plane would be the image of the attaching sphere in the front cover of the half open book. (Recall the part of a Kirby diagram in front of the  $yz$ -plane is identified with the front cover of the half open book with page  $H_{g,n}$ .)

Suppose  $\alpha_j$  runs through the 1-handles  $h_{j_1}, h_{j_2}, \dots, h_{j_{k(j)}}$ , possibly with multiplicity, then the desired monodromy  $\varphi$  must send the cocore of the  $j$ -th 2-handle to an arc in  $H_{g,n}$  running through the 1-handles  $h_{j_1}, h_{j_2}, \dots, h_{j_{k(j)}}$  for all  $j = 1, \dots, n$ . There exists such a monodromy by Proposition 7.1, namely

$$\varphi = \mathcal{T}_n \circ \dots \circ \mathcal{T}_2 \circ \mathcal{T}_1, \text{ where } \mathcal{T}_j = \tau_{h_{j_{k(j)}}}^j \circ \dots \circ \tau_{h_{j_1}}^j$$

for all  $j = 1, \dots, n$ . (If  $\alpha_l$  does not run through any  $D^3$ 's in the Kirby diagram of  $\text{Ob}(M, \text{id})$ , then  $\mathcal{T}_l$  is just the identity map. This cannot be the case for all  $l \in$

$\{1, \dots, n\}$  because  $M$  is by assumption, not a punctured handlebody.) Compose  $\varphi$  with a composition of sphere twists  $\sigma^j$  to correct the framing of the image of  $\alpha_j$ ,  $j = 1, \dots, n$ , if necessary.  $\square$

**Corollary 7.3.** Every spun lens space is an open book with the punctured solid torus  $H_{1,1}$  as page. More specifically,  $\text{Ob}(L(p, q) - D^3, \text{id})$  is diffeomorphic to  $\text{Ob}(H_{1,1}, (\sigma)^q \circ (\tau)^p)$ , where  $(\sigma)^q \circ (\tau)^p$  denotes a composition of  $p$  torus twists and  $q$  sphere twists.

*Proof.* It follows Algorithm 4.4 that a Kirby diagram coming from a  $p$ -braid, whose closure is a knot, is a Kirby diagram of  $\text{Ob}(H_{1,1}, (\tau)^p)$ . By Lemma 6.5 we may consider the  $p$ -braid given in Figure 32c. One can check that the braid in Figure 32c is equivalent to the product of  $q$  copies of the braid in Figure 32a.

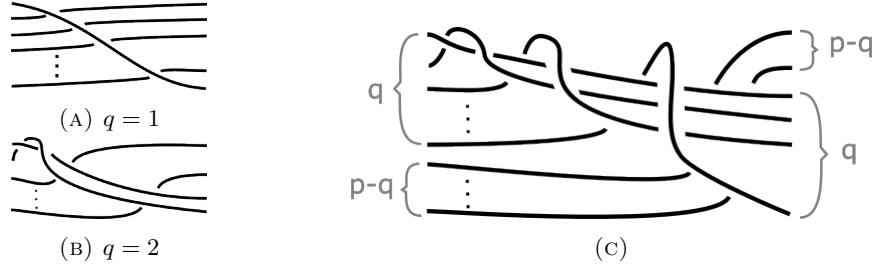


FIGURE 32. A family of  $p$ -braids whose closure are knots.

To get a Kirby diagram of  $\text{Ob}(H_{1,1}, (\sigma)^q \circ (\tau)^p)$ , we simply add  $q$  twists to the parallel knot as shown in Figure 33. The braid has been chosen so that the Kirby




FIGURE 33. A Kirby diagram of  $\text{Ob}(H_{1,1}, (\sigma)^q \circ (\tau)^p)$ .

diagram in Figure 33 can be isotoped to a Kirby diagram of the spun lens space  $\text{Ob}(L(p, q) - D^3, \text{id})$  as in Figure 18 by pulling the  $q$  over-strands outwards. This shows that  $\text{Ob}(H_{1,1}, (\sigma)^q \circ (\tau)^p)$  is diffeomorphic to  $\text{Ob}(L(p, q) - D^3, \text{id})$ .

The case  $(p, q) = (5, 4)$  is demonstrated in Figure 34.  $\square$

Corollary 7.4 is a particular case of Pao’s and Plotnick’s work [Pao77, Plo86], placed into context by Meier [Mei18, Corollary 2.4]. We provide a Kirby calculus proof.

**Corollary 7.4.** For all  $1 \leq q < p$ , the diffeomorphism type of a spun lens space  $\text{Ob}(L(p, q) - D^3, \text{id})$  is independent of  $q$ .

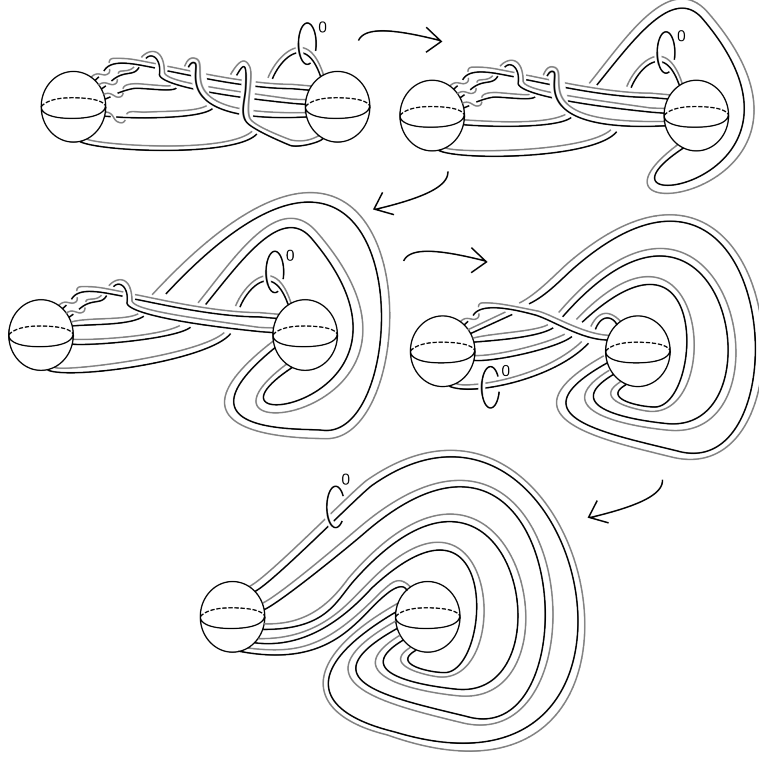


FIGURE 34. Showing that  $\text{Ob}(H_{1,1}, (\sigma)^4 \circ (\tau)^5)$  is diffeomorphic to  $\text{Ob}(L(5, 4) - D^3, \text{id})$ .

*Proof.* We first show that the diffeomorphism type of a spun lens space  $\text{Ob}(L(p, q) - D^3, \text{id})$  is independent of the parity of  $q$ , for  $q < 2p$ .

We will show that  $\text{Ob}(L(p, 2k) - D^3, \text{id})$ ,  $k \in \mathbb{N}$ ,  $p, 2k$  coprime and  $2k < 2p$ , are diffeomorphic to each other. Similarly,  $\text{Ob}(L(p, 2k+1) - D^3, \text{id})$ ,  $k \in \mathbb{N}$ ,  $p, 2k+1$  coprime and  $2k+1 < 2p$ , are diffeomorphic to each other. The proof of the latter is essentially the same and hence omitted.

When  $p > 2k$ , consider the Kirby diagram of  $\text{Ob}(L(p, 2k) - D^3, \text{id})$  shown in Figure 18. There are  $2k$  strands to the right of the  $D^3$  on the right-hand side, perform the isotopy shown in Figure 35b to each one of them. As a result, the parallel knot gains  $2k$  twists in total. Slide the 2-handle over the 0-framed meridian  $k$  times to undo these  $2k$  twists restoring blackboard framing as shown in Figure 36. Hence we have shown that a Kirby diagram of  $\text{Ob}(L(p, 2k) - D^3, \text{id})$  and a Kirby diagram that comes from a  $p$ -braid whose closure is a knot represent diffeomorphic 4-manifolds for each integer  $2k < p$  coprime with  $p$ .

When  $p < 2k < 2p$ , construct a Kirby diagram of  $\text{Ob}(L(p, 2k) - D^3, \text{id})$  with Algorithm 4.1 using the Heegaard diagram in Figure 37 as input. There are  $2k$  strands between the centers of the  $D^3$ 's, we free this space as follows: counting from the left, pull the first  $p$  strands (as in Figure 35a) over the left  $D^3$  to the other side. There are also  $2k$  strands to the right of the right  $D^3$ , counting from the right, pull the first  $2k - p$  strands (as in Figure 35b) over the right  $D^3$  to the other side.



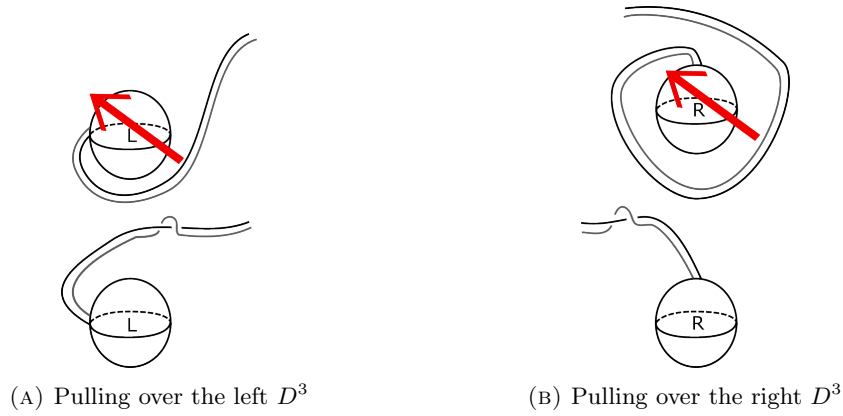


FIGURE 35

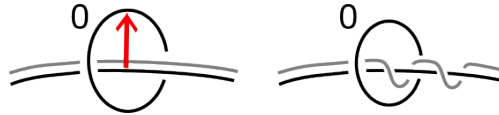


FIGURE 36. Slide the blackboard-framed 2-handle over the 0-framed meridian to change the framing by two.

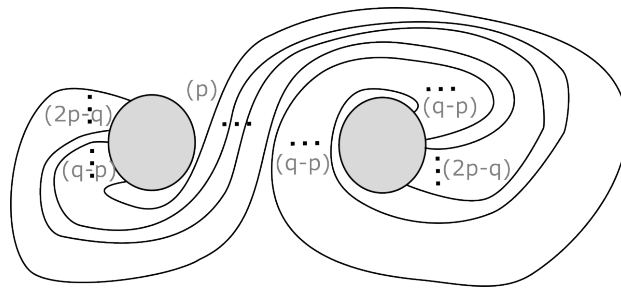


FIGURE 37. A Heegaard diagram of  $L(p, q)$ , where  $p < q < 2p$  and  $p, q$  coprime. The attaching sphere of the 2-handle travels around the  $D^2$   $q$  times and runs through the 1-handle  $p$  times.

As a result, the parallel knot gains  $2k$  twists in total. We slide the blackboard-framed 2-handle over the 0-framed meridian  $k$  times to restore blackboard framing. Having cleaned up the space between the  $D^3$ 's, we rotate a  $D^3$  (the other  $D^3$  rotates synchronously) so that a  $p$ -braid is formed in between the pair of  $D^3$ 's. This shows that a Kirby diagram of  $\text{Ob}(L(p, 2k) - D^3, \text{id})$  and a Kirby diagram that comes from a  $p$ -braid whose closure is a knot represent diffeomorphic 4-manifolds for each integer  $2k \in (p, 2p)$  coprime with  $p$ .

By Lemma 6.5, Kirby diagrams that come from a  $p$ -braid whose closure is a knot represent diffeomorphic 4-manifolds. Therefore  $\text{Ob}(L(p, 2k) - D^3, \text{id})$ ,  $k \in \mathbb{N}$ ,  $p, 2k$  coprime and  $2k < 2p$ , are diffeomorphic to each other.

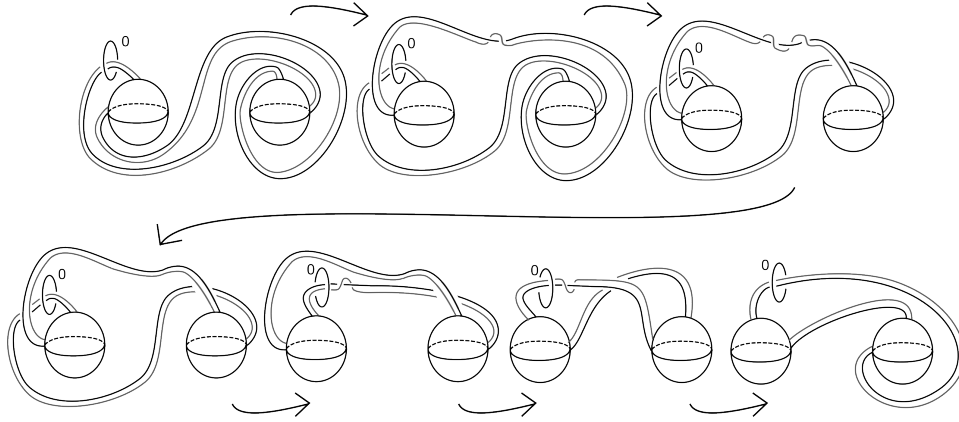


FIGURE 38.  $\text{Ob}(L(2, 3) - D^3, \text{id})$  is diffeomorphic to  $\text{Ob}(L(2, 1) - D^3, \text{id})$ . To go from the first row to the second, slide the other 2-handle over the 0-framed meridian. In the middle of the second row, we rotate the pair of  $D^3$ .

Finally, by Rolfsen's twist  $L(p, q)$  is diffeomorphic to  $L(p, q + np)$  for all  $n \in \mathbb{N}$  [PS97], thus  $L(p, 2k)$ ,  $p > 2k$ , is diffeomorphic to  $L(p, 2k + p)$ . By assumption,  $p$  and  $2k$  are coprime, hence  $2k + p$  is odd. Since we have already established that the diffeomorphism type is independent of the parity of  $q$ , for  $q < 2p$ , this completes the proof.  $\square$

#### REFERENCES

- [Ale23] J. Alexander, *A lemma on systems of knotted curves*, Proc. Natl. Acad. Sci. USA **9** (1923), 93–95.
- [BBP23] T. Brendle, N. Broaddus, and A. Putman, *The mapping class group of connect sums of  $S^2 \times S^1$* , Trans. Amer. Math. Soc. **376** (2023), 2557–2572.
- [BG16] S. Baader and C. Graf, *Fibred links in  $S^3$* , Expo. Math. **34** (2016), no. 4, 423–435.
- [Cer70] J. Cerf, *La stratification naturelle des espaces de fonctions différentiables réelles et le théorème de la pseudo-isotopie*, Inst. Hautes Études Sci. Publ. Math. (1970), no. 39, 5–173.
- [CPV18] V. Colin, F. Presas, and T. Vogel, *Notes on open book decompositions for Engel structures*, Algebr. Geom. Topol. **18** (2018), 4275–4303.
- [EE67] C. Earle and J. Eells, *The diffeomorphism group of a compact Riemann surface*, Bull. Amer. Math. Soc. **73** (1967), 557–559.
- [Etn06] J. Etnyre, *Lectures on open book decompositions and contact structures*, Floer homology, gauge theory, and low-dimensional topology, Clay Math. Proc., vol. 5, Amer. Math. Soc., Providence, RI, 2006, pp. 103–141.
- [Gir02] E. Giroux, *Géométrie de contact: de la dimension trois vers les dimensions supérieures*, Proceedings of the International Congress of Mathematicians, Vol. II (Beijing, 2002), Higher Ed. Press, Beijing, 2002, pp. 405–414.
- [Glu62] H. Gluck, *The embedding of two-spheres in the four-sphere*, Trans. Amer. Math. Soc. **104** (1962), 308–333.
- [Gor76] C. Gordon, *A note on spun knots*, Proc. Amer. Math. Soc. **58** (1976), 361–362.
- [GS99] R. Gompf and A. Stipsicz, *4-manifolds and Kirby calculus*, Graduate Studies in Mathematics, vol. 20, American Mathematical Society, Providence, RI, 1999.
- [Hen20] S. Hensel, *A primer on handlebody groups*, Handbook of group actions. V, Adv. Lect. Math., vol. 48, Int. Press, Somerville, MA, 2020, pp. 143–177.

- [HKM07] K. Honda, W. Kazez, and G. Matić, *Right-veering diffeomorphisms of compact surfaces with boundary*, Invent. Math. **169** (2007), 427–449.
- [Kep22] W. Kepplinger, *An algorithm taking Kirby diagrams to trisection diagrams*, Pacific J. Math. **318** (2022), 109–126.
- [KS24] M. Kegel and F. Schmäsckhe, *Trisecting a 4-dimensional book into three chapters*, Geom. Dedicata **218** (2024), no. 4, Paper No. 86.
- [Law78] T. Lawson, *Open book decompositions for odd dimensional manifolds*, Topology **17** (1978), 189–192.
- [LP72] F. Laudenbach and V. Poénaru, *A note on 4-dimensional handlebodies*, Bull. Soc. Math. France **100** (1972), 337–344.
- [Mei18] J. Meier, *Trisections and spun four-manifolds*, Math. Res. Lett. **25** (2018), 1497–1524.
- [Mil68] J. Milnor, *Singular points of complex hypersurfaces*, Annals of Mathematics Studies, No. 61, Princeton University Press, Princeton, N.J.; University of Tokyo Press, Tokyo, 1968.
- [Mon79] J. Montesinos, *Heegaard diagrams for closed 4-manifolds*, Geometric Topology (Proc. Georgia Topology Conf., Athens, Ga., 1977), Academic Press, New York-London, 1979, pp. 219–237.
- [Pao77] P. Pao, *The topological structure of 4-manifolds with effective torus actions. I*, Trans. Amer. Math. Soc. **227** (1977), 279–317.
- [Plo86] S. Plotnick, *Equivariant intersection forms, knots in  $S^4$ , and rotations in 2-spheres*, Trans. Amer. Math. Soc. **296** (1986), 543–575.
- [PPS21] D. Pancholi, S. Pandit, and K. Saha, *Embeddings of 3-manifolds via open books*, J. Ramanujan Math. Soc. **36** (2021), 243–250.
- [PS97] V. Prasolov and A. Sossinsky, *Knots, links, braids and 3-manifolds*, Translations of Mathematical Monographs, vol. 154, American Mathematical Society, Providence, RI, 1997.
- [Qui79] F. Quinn, *Open book decompositions, and the bordism of automorphisms*, Topology **18** (1979), 55–73.
- [Ran98] A. Ranicki, *High-dimensional knot theory*, Springer Monographs in Mathematics, Springer-Verlag, New York, 1998.
- [Sma59] S. Smale, *Diffeomorphisms of the 2-sphere*, Proc. Amer. Math. Soc. **10** (1959), 621–626.
- [Win73] H. Winkelnkemper, *Manifolds as open books*, Bull. Amer. Math. Soc. **79** (1973), 45–51.

HUMBOLDT UNIVERSITÄT ZU BERLIN, GERMANY  
 Email address: chun-sheng.hsueh@hu-berlin.de