

Ordering for Non-Replacement SGD

Yuetong Xu and Baharan Mirzasoleiman

June 29, 2023

Abstract

One approach for reducing run time and improving efficiency of machine learning is to reduce the convergence rate of the optimization algorithm used. Shuffling is an algorithm technique that is widely used in machine learning, but it only started to gain attention theoretically in recent years. With different convergence rates developed for random shuffling and incremental gradient descent, we seek to find an ordering that can improve the convergence rates for the non-replacement form of the algorithm. Based on existing bounds of the distance between the optimal and current iterate, we derive an upper bound that is dependent on the gradients at the beginning of the epoch. Through analysis of the bound, we are able to develop optimal orderings for constant and decreasing step sizes for strongly convex and convex functions. We further test and verify our results through experiments on synthesis and real data sets. In addition, we are able to combine the ordering with mini-batch and further apply it to more complex neural networks, which show promising results.

1 Introduction

Throughout this paper we consider the minimization of the finite sum additive cost function with the update function of the form:

$$F(x) = \frac{1}{n} \cdot \sum_{i=1}^n f_i(x) \quad , \quad x_i = x_{i-1} - \alpha \nabla f_i(x_{i-1}). \quad (1)$$

Where the component functions f_i are all convex if not strongly convex. This model is standard for learning from n data examples, where f_i represent the loss with respect to data sample i . The data examples can be ordered by random or by specific permutation. In standard SGD and Random Shuffling (SGD without resampling), the algorithms randomize the order the data examples are processed and hence how the iterate is updated. α represent the learning rate or step size. In practice, algorithms apply decreasing learning rate for better convergence.

Only in recent years Shuffling, algorithms without replacement, started to attract attention of scholars in the field though in practice such algorithms are largely applied instead of SGD for optimization problems. It is already shown that Random Shuffling converges faster than SGD after finite epochs for strongly convex cases (Haochen and Sra 2019). Angelia Nedic and D. P. Bertsekas 2001 presented an upper bound for the distance between algorithm iterate and the optimal for incremental gradient descent (gradient descent with specific ordering) which establishes a basis for our analysis. The distance between the iterate and optimal is the error of the algorithm which we try to minimize. Hence by improving this distance, we can further optimize the algorithm.

For large scale machine learning, the size of the data can result in long run time and convergence time. One way to improve the efficiency of learning is to improve the convergence rate of the algorithms used. Stochastic gradient descent and Random Shuffling are one of the widely applied algorithms for large scale machine learning. In this paper, we seek to find an optimal ordering that can improve the convergence of the non-replacement algorithm.

In our analysis, we utilize the inherent properties of convex and strongly convex functions to develop a tighter upper bound whose value is dependent on the gradient values. From the bound we reach the following conclusions: For strongly convex function f_i s, in which the functions are and Lipschitz continuous f_i s with Lipschitz constant L and bounded gradients with M , if our initial x_0 is sufficiently close to the optimal and with initial step size $\alpha < \frac{1}{LGM}$, then

- **for decreasing step size, ordering by decreasing initial gradient would result in the fastest convergence.**
- for constant step size, random ordering, ordering by decreasing gradient norm, ordering by increasing gradient norm all result in the same convergence rate.

From convex functions, with the same conditions, the results of regarding the ordering is the same.

We confirm our theoretical results through experiments on synthetic and real data sets including Iris data set and Boston Housing data set. By comparing the loss values for random ordering, decreasing gradient ordering, and increasing gradient ordering, we observed that the relationship stated above is indeed valid. We test the influence of the initial value of x on the convergence in which if x_0 is close enough to the optimal x^* , decreasing ordering is best. We further expand our results to more complex neural networks and mini-batch algorithms through experiments on MNIST data set, Fashion MNIST data set, and CIFAR data sets.

2 Related Works

Gradient Descent methods have been long studied and applied in research. Various studies have attempted to improve the convergence of SGD upon stochastic gradient descent by ordering based on average gradient error (Y. Lu, Meng, and Sa 2022), ordering based on gradient bounds (Stich, Raj, and Jaggi 2017), ordering based on gradient error (Mohtashami, Stich, and Jaggi 2022), and weighting samples by gradients (Alain et al. 2015). Others have approached the issue by decreasing batch size and prioritizing important data, e.g. by training on top q samples from the batch with greatest loss (Kawaguchi and H. Lu 2020), resampling a smaller batch for training based on pre-sampled data distribution (Katharopoulos and Fleuret 2018), and training on data with smallest loss in the set (Shah, Wu, and Sanghavi 2020).

In contrast to the existing volume of studies on SGD, Shuffling, the non-replacement version of SGD only started to gain attention recently. Large portion of results mostly focus on comparing Shuffling methods with SGD. Shamir 2016 provided theoretical support that in worst case scenario, shuffling will not be significantly worse than SGD. Safran and Shamir 2020 proved the optimization error decays with $O(\frac{1}{k})$ for SGD with replacement, while it is $O(\frac{1}{k^2})$ for SGD without replacement for sufficiently large k . Haochen and Sra 2019 proved random shuffling could achieve better worst case convergence rates for all scenarios. In addition, many papers focus purely on theoretical guarantees on convergence rates of various shuffling methods. Angelia Nedic and D. P. Bertsekas 2001 proved the convergence rates of the Incremental Subgradient Methods which contain an upper bound for the distance between algorithm iterate and the optimal. Gürbüzbalaban, Asuman Ozdaglar, and P. Parrilo 2015b proposed a de-biased shuffling method which takes on averages of iterates with convergence rate of $O(\frac{1}{k^2})$. Gurbuzbalaban, Asu Ozdaglar, and P. A. Parrilo 2019 proved shuffling has convergence rate of $O(\frac{1}{k^2})$. Nguyen et al. 2021 proposed a unified convergence analysis of various shuffling methods in which randomized reshuffling is $O(\frac{1}{nT^2})$ with general case being $O(\frac{1}{T^2})$. Rajput, Gupta, and Papailiopoulos 2020 provided a convergence rate of $O(\frac{1}{T^2} + \frac{n^2}{T^3})$ for quadratic functions and a lower bound of $\omega(\frac{n}{T^2})$ for strongly convex functions composed of summation of smooth functions. Mishchenko, Bayoumi, and Richtarik 2020 further investigated on convergence behavior of random shuffling, shuffle once, and incremental gradient descent. Needell, Ward, and Srebro 2014

focused on methods with reweighting the sampling distribution.

Our paper is unique from existing work as it seeks to find a *deterministic ordering* of examples at every epoch that can improve the convergence of non-replacement SGD through providing theoretical and empirical evidence. Our permutation utilizes the gradient properties of the training data. It differs from related work in SGD not only from the non-replacement setting, but also that we derive a concrete permutation based on gradient value. It distinguishes from Kawaguchi and H. Lu 2020 in that our permutation results in a ordering of that can applied to full data while their result only samples the top q data points of each batch with no specified order.

3 Optimal Ordering

The loss function we minimize is $F(x) = \frac{1}{n} \cdot \sum_{i=1}^n f_i(x)$, where each f_i is smooth and convex if not strongly convex. For this paper we will focus on the non-replacement version of SGD in which we would update each step as $x_{i,k} = x_{i-1,k} - \alpha_{i,k} \nabla f_{\sigma_k(i)}(x_{i-1,k})$, where $x_{i,k}$ denote the iterated value at i^{th} iteration of k^{th} epoch, $\alpha_{i,k}$ denotes the step size at the corresponding iterate, ∇f denotes the sub-gradient at the corresponding iterate, and $\sigma_k(i)$ denote the permutation of the data values at epoch k . For simplicity, in the following content we would not explicitly write out $\sigma_k(i)$ in our equation and x_k will denote the first point at epoch k i.e. $x_{0,k}$.

Assumption 1. *In this paper, we further assume there is a bound on the norm of the gradient of f_i . (Denote as C_i).*

$$\|\nabla f_i(x)\| \leq C_i \quad \forall x \quad (2)$$

Next, we provide near-optimal orderings for minimizing strongly convex and convex functions.

3.1 Strongly Convex Functions

Lemma 1. *For different f_i s which are strongly convex or convex at the same iterate x , the larger $\|\nabla f_i(x)^T\|$, the larger the upper bound for $f_i(x) - f_i(x^*)$, where x^* denote the optimal point we seek to obtain. (The proof can be found in Appendix 6.1.)*

Furthermore, by property of strongly convex function, for $\forall x$

$$f(x - A) \geq f(x) + \nabla f(x)^T(-A) + \mu^2 \|x - A\|^2 = f(x) - \nabla f(x)^T(A) + \mu^2 \|x - A\|^2 \quad (3)$$

where $\mu > 0$ is the strongly convex constant.

For strongly convex functions, we obtain the permutation by observing the bound on distance between initial point of the epoch and the optimal solution, i.e. $\|x_k - x^*\|^2$. By using existing bound from Angelia Nedic and D. P. Bertsekas 2001 and the existence of the lower bound of the strongly convex functions (Eq3), we are able to further tighten the upper bound on the distance by ordering the data points in a specific order. For strongly convex case, we would consider 2 scenarios: decreasing step size per iteration and constant step size.

Intuitively, for decreasing step size, if we wish to converge faster, we would need to have the algorithm approximate Gradient Descent as close as possible, which in turn suggests having larger gradients in the beginning of the epoch to pair with the relative larger values of the step sizes. On the other hand, if we assume the sub-gradient we obtain in the algorithm is very close to the actual value in gradient descent (since we are sufficiently close to the optimal), then no matter how we order the data points, with the same step size we would update the iterate with same amount after an epoch.

Theorem 1 (Strongly convex with decreasing step size per iteration). *For strongly convex functions f_i that are differentiable, with bounded gradients, and with strongly convex constant m_i , ordering by decreasing value of norm of gradient M_i at the beginning of every epoch provides a tighter upper bound for $\|x_{k+1} - x^*\|$, which is*

$$\begin{aligned} \|x_{k+1} - x^*\|^2 \leq & \|x_k - x^*\|^2 - 2\|x_k - x^*\| \sum_{i=1}^n \alpha_{i,k} \|M_i\| + \alpha_k^2 \left(2 \sum_{i=1}^{n-1} [(n-i)C_i^2] + \sum_{i=1}^n C_i^2 \right) \\ & - \alpha_k^2 \alpha_{k+1} \sum_{i=1}^{n-1} (n-i)m_i \cdot \max(\|M_i\|, \|M'_i\|)^2 + n\alpha_k \cdot \epsilon_k \end{aligned} \quad (4)$$

In the equation, n denotes the total number of data samples, α representing the learning rate, and ϵ being a small constant. Since α is small, to minimize the bound on the difference with the optimal, we have to maximize the term of with α in first power, i.e. $\sum_{i=1}^n \alpha_{i,k} \|M_i\|$. With decreasing step size, this suggest ordering by decreasing value of norm of gradients.

Theorem 2 (Strongly convex with constant step size). *For strongly convex functions f_i that are differentiable, with bounded gradients, and with strongly convex constant m_i , random ordering, ordering by decreasing gradient norm, ordering by increasing gradient norm generate the same upper bound for $\|x_{k+1} - x^*\|$ which is*

$$\begin{aligned} \|x_{k+1} - x^*\|^2 \leq & \|x_k - x^*\|^2 - 2\alpha\|x_k - x^*\| \sum_{i=1}^n \|M_i\| + \alpha^2 \left(2 \sum_{i=1}^{n-1} [(n-i)C_i^2] + \sum_{i=1}^n C_i^2 \right) \\ & - \alpha^3 \sum_{i=1}^{n-1} (n-i)m_i \cdot \max(\|M_i\|, \|M'_i\|)^2 + n\alpha \cdot \epsilon_k \end{aligned} \quad (5)$$

Similar as previous theorem, n denotes total samples, α denotes learning rate, and ϵ is a small constant. Since α is small and constant, the only value that can influence the upper bound is $\sum_{i=1}^n \|M_i\|$. However, the sum of initial gradients would be the same if we start training from the same state, and hence the three orderings results the same upper bound.

The proof of the theorems can be found in the Appendix 6.1.

3.2 Convex Functions

Following the result of Lemma 1, for convex function, for $\forall x$

$$f(x - A) \geq f(x) + \nabla f(x)^T(-A) = f(x) - \nabla f(x)^T(A) \quad (6)$$

With this property, we can derive the following:

$$\begin{aligned} f_n(x_{0,k} - \sum_{i=1}^{n-1} \alpha_{i,k} M'_i) - f_n(x^*) & \geq f_n(x_{0,k}) - \nabla f_n(x_{0,k})^T(\sum_{i=1}^{n-1} \alpha_{i,k} M'_i) - f_n(x^*) \\ & \geq [f_n(x_{0,k}) - f_n(x^*)] - \sum_{i=1}^{n-1} \alpha_{i,k} \max(\|M_i\|, \|M'_i\|)^2 \end{aligned} \quad (7)$$

Following the logic for strongly convex loss function, the result about ordering the examples by the sub-gradient value at the beginning of the epoch also holds for convex loss functions.

Theorem 3 (Convex with decreasing step size per iteration). *For convex functions f_i that are differentiable with bounded gradients, ordering by decreasing value of norm of gradient M_i at beginning of every epoch provides a tighter upper bound for $\|x_{k+1} - x^*\|$ which is*

$$\begin{aligned} \|x_{k+1} - x^*\|^2 \leq & \|x_k - x^*\|^2 - 2\|x_k - x^*\| \sum_{i=1}^n \alpha_{i,k} \|M_i\| \\ & + \alpha_k^2 \left(2 \sum_{i=1}^{n-1} [(n-i)C_i^2] + \sum_{i=1}^n C_i^2 \right) + n\alpha_k \cdot \epsilon_k \end{aligned} \quad (8)$$

Similar as the strongly convex case, with small learning rate α , to minimize the upper bound we need to maximize the term $\sum_{i=1}^n \alpha_{i,k} \|M_i\|$. With decreasing step size, this implies ordering by decreasing gradient norm so the larger $\|M_i\|$ are paired with the larger $\alpha_{i,k}$.

Theorem 4 (Convex with constant step size). *For convex functions f_i that are differentiable with bounded gradients, random ordering, ordering by decreasing gradient norm, ordering by increasing gradient norm generate the same upper bound for $\|x_{k+1} - x^*\|$ which is*

$$\begin{aligned} \|x_{k+1} - x^*\|^2 \leq & \|x_k - x^*\|^2 - 2\alpha \|x_k - x^*\| \sum_{i=1}^n \|M_i\| \\ & + \alpha^2 \left(2 \sum_{i=1}^{n-1} [(n-i)C_i^2] + \sum_{i=1}^n C_i^2 \right) + n\alpha \cdot \epsilon_k \end{aligned} \quad (9)$$

With constant step size and small step size α , the only term that can significantly change the upper bound is $\sum_{i=1}^n \|M_i\|$. However, starting at the same state, the summation of gradient norms at beginning of the epoch is the same for the three orderings being compared. Therefore, the upper bound would be the same for the three orderings.

The proof of the theorems could be found in the Appendix 6.2. The direct result of these theorems is the following algorithm 1.

Algorithm 1 Full Data Ordering

Require: step size α , number of iterations T , initial weights w_0

Construct gradient array G of size n

for $t = 0, 1, \dots, T$ **do**

for $i = 0, 1, \dots, n$ **do**

$G[i] = \|\nabla f(w_{T \cdot n + i}; D[i])\|$ ▷ Calculate gradient norm

end for

Sort data points within sorted based on decreasing gradient norm, denote σ_T .

for $i = 0, 1, \dots, n$ **do**

 Update the model parameters: $w_{T \cdot n + i + 1} \leftarrow w_{T \cdot n + i} - \alpha \nabla f(w_{T \cdot n + i}; x(\sigma_T(i)))$

end for

end for

3.3 Ordering with Data Selection

In this algorithm, we split the data points into small batches of size S and iterate over q samples within each batch. Similar to decreasing ordering for full data, we can maximize $\sum_{i=1}^n \alpha_{i,k} \|M_i\|$ within each batch. Within batches, we select examples with largest gradients. If we assume $\|M_{N \cdot S + q + 1}\| < \|M_{(N+1) \cdot S + 1}\|$ (N : number of batches ran, S : size of each batch, q : the amount of sample we train on in each batch), then comparing continuing training on $q + 1$ sample in $(N + 1)$ th mini-batch and directing start training on $(N + 2)$ th mini-batch results $\alpha_{N \cdot S + q + 1, k} \|M_{N \cdot S + q + 1}\| < \alpha_{N \cdot S + q + 1, k} \|M_{(N+1) \cdot S + 1}\|$. Similar results follows for all points in the batch after the top q iterates with largest gradient norm.

For decreasing step size, with our algorithm, the iterates with large $\|M_i\|$ in the following batch will have a larger corresponding $\alpha_{i,k}$, maximizing $\sum_{i=1}^{\frac{n}{S} \cdot q} \alpha_{i,k} \|M_i\|$. For constant step size, since we assume the neglected data have a small gradient, the difference between neglecting and not neglecting the data will be small.

3.4 Ordering with Mini-Batch SGD

In addition to the ordering proposed above, we combine our ordering with mini-batch algorithm, which is a more efficient way of training (Kawaguchi and H. Lu 2020), to apply to large data sets which SGD cannot be utilized. Two algorithms result from this combination: sorting before mini-batch and sorting within mini-batch.

Algorithm 2 Ordering With Data Selection

Require: step size α , number of iterations T , initial weights w_0
Construct data set into batches ($B[i]$ s) of size S
Construct gradient array G of size S
for $t = 0, 1, \dots, T$ **do**
 for $i = 0, 1, \dots, n$ **do**
 for $j = 0, 1, \dots, S$ **do** ▷ Calculate gradient norm
 $G[i][j] = \|\nabla f(w_{T \cdot n \cdot S + i \cdot S}; B[i][j])\|$ ▷ $B[i][j]$ denote the j^{th} point in batch i .
 end for
 Sort data points within $B[i]$ sorted based on decreasing gradient norm, denote $\sigma_{T,i}$.

 for $j = 0, 1, \dots, S$ **do** ▷ Update model parameters
 $w_{T \cdot n \cdot S + i \cdot S + j + 1} \leftarrow w_{T \cdot n \cdot S + i \cdot S + j} - \alpha \nabla f(w_{T \cdot n \cdot S + i \cdot S + j}; x(\sigma_{T,i}(j)))$
 end for
 end for
end for

For sorting before mini-batch, we directly combine our ordering to the mini-batch. In every epoch, we first order the data based on decreasing gradient ordering. Then we construct a balanced data set from the ordered data, in which each mini-batch contain equal number of data from each class if data is categorical. Following the construction, we run mini-batch algorithm on the resultant data set. We can control the size of data iterated by setting the mini-batch size to q instead of S if needed. Since we have sorted the data, the skipped data points will be the ones with small gradient norm. Hence with decreasing step size, the skipped data will have minimal effect on the model.

Algorithm 3 Sorting Before Mini-Batch

Require: step size α , number of iterations T , initial weights w_0
for $t = 0, 1, \dots, T$ **do**
 Construct gradient array G of size nS
 for $k = 0, 1, \dots, nS$ **do** ▷ Denote the data set as D , size nS .
 $G[k] = \|\nabla f(w_{T \cdot n}; D[k])\|$ ▷ Calculate gradient norm
 end for
 Sort data points within D based on decreasing gradient norm, denote σ_T .
 Construct balanced mini-batches from the ordered data.
 for $i = 0, 1, \dots, n$ **do**
 Update the model parameters: $w_{T \cdot n + i + 1} \leftarrow w_{T \cdot n + i} - \alpha \frac{1}{S} \sum_{j=0}^S \nabla f(w_{T \cdot n + i}; x(\sigma_{T,i}(j)))$
 end for
end for

Regarding sorting within mini-batch, instead of evaluating over the entire mini-batch (size S), within each mini-batch the top q examples with largest gradients sorted in decreasing order are evaluated. The algorithm will calculate the gradients at beginning of each mini-batch, resulting in a finer gradient estimate for the entire batch.

Sorting within mini-batch is a more direct application of our result, but for large data sets, the calculation can be costly if the model needs to update and sort every mini-batch. Thus, for large data sets, sorting before mini-batch is a more practical and efficient way of training.

Algorithm 4 Sorting Within Mini-Batch

Require: step size α , number of iterations T , initial weights w_0
Construct data set into batches ($B[i]$ s) of size S
Construct gradient array G of size S $\triangleright B[i][j]$ denote the j^{th} point in batch i .
for $t = 0, 1, \dots, T$ **do**
 for $i = 0, 1, \dots, n$ **do**
 for $j = 0, 1, \dots, S$ **do**
 $G[i][j] = \|\nabla f(w_{T \cdot n + i \cdot S}; B[i][j])\|$ \triangleright Calculate gradient norm
 end for
 Sort data points within $B[i]$ sorted based on decreasing gradient norm, denote $\sigma_{T,i}$.
 Update the model parameters: $w_{T \cdot n + i + 1} \leftarrow w_{T \cdot n + i} - \alpha \frac{1}{S} \sum_{j=0}^S \nabla f(w_{T \cdot n + i}; x(\sigma_{T,i}(j)))$
 end for
end for

4 Data from Experiments

We further test our algorithm on synthetic data sets and real data sets to compare the loss function value for three ordering: random ordering, decreasing gradient norm, increasing gradient. For each ordering norm, we generate the corresponding permutation at the beginning of each epoch and visit the data points based on the ordering.

4.1 Synthetic Data

For the synthetic data, we randomly generate 32 vectors in \mathbb{R}^2 with value in the range of $[-10, 10]$. The initial step size used for this case is 10^{-4} . The loss function is defined as $F = \sum_{i=1}^m \|x - x^*\|_4^4 + \|x - x^*\|_2^2$. The following graphs plot loss vs iteration for constant step size, decreasing step size per iteration, and decreasing step size per epoch correspondingly.

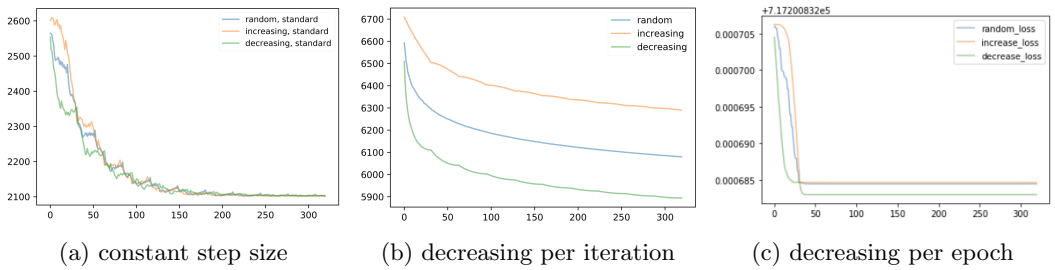


Figure 1: Synthetic Data

From the graph we could observe that for constant step size the loss value at the beginning and end of an epoch is approximately the same for the three orderings, which supports that convergence rate is same for all orderings when step size is constant. From the graph for decreasing step size per epoch, we could clearly observe a difference between the loss of the three orderings, which further validate our theoretical results.

To further explore the relationship between distance from the optimal and convergence for the different orderings, we conducted two different experiments.

First, we applied a different loss function: $F = \sum_{i=1}^m \mathbb{1}_{x < 0} \|x - x^*\|_4^4 + (1 - \mathbb{1}_{x < 0}) \|x - x^*\|_2^2$, where $\mathbb{1}_{x < 0}$ is the indicator function.

With the case when the initial value is $[-9,-9]$, the result for decreasing step size per iteration is shown below in figure 9a, where we can observe random ordering actually achieves a better result than decreasing gradient. This is because the initial value is too far from the optimal.

4.2 Iris Data Set

We also test the algorithm on the Iris data set which contain 150 vectors with 4 features (sepal length, sepal width, petal length, and petal width; denote as x) and 1 target (species; denote as y). Here we apply a simple linear regression model. The initial step size for this case is $6 \cdot 10^{-4}$. (To avoid overflow due to high power, we further multiply 10^{-10} in front of the gradients.) The loss function in this case is $F = \sum_{i=1}^m \|(w^T x + b) - y\|_4^4 + \|(w^T x + b) - y\|_2^2$.

Figure 2 plot loss vs iteration for constant step size, decreasing step size per iteration, and decreasing step size per epoch correspondingly. Similar to the result from Synthetic data, for constant

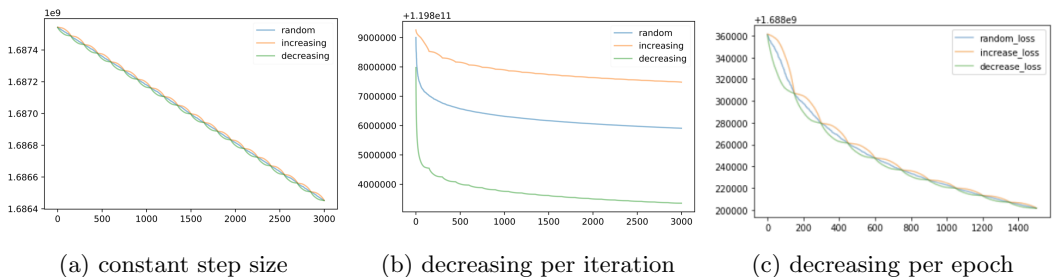


Figure 2: Iris Data set

step size, the loss value is approximately the same for all orderings after an epoch; for decreasing step size, ordering by decreasing initial gradients results in the smallest loss value. These results further enhances our theoretical conclusion.

4.3 Boston Housing Data

We further test the algorithm on the Boston Housing data set which contain 560 vectors with 13 features (denote as x) and 1 target (price; denote as y). Here we also apply a simple linear regression model. The initial step size for this case is $6 \cdot 10^{-4}$. (To avoid overflow due to high power, we further multiply 10^{-10} in front of the gradients.) Similarly, $F = \sum_{i=1}^m \|(w^T x + b) - y\|_4^4 + \|(w^T x + b) - y\|_2^2$.

The following graph plot loss vs iteration for constant step size, decreasing step size per iteration, and decreasing step size per epoch correspondingly. The same relation persists and can be clearly observed.

4.4 Comparison with Data Selection Algorithm

In this section, we apply the proposed permutation combined with data selection with batches. For the algorithm, each batch is of size s , and within each batch only q data points with largest gradient is iterated. For all the algorithms, we first run random shuffling using the full data (as above) till the iterate is close enough to the optimal and then switch to the permutations being compared.

We apply the algorithm to the same three data sets above. Within each data set, we set S as 0.3, 0.6, 0.8 of the original data size and q as 0.18, 0.5, 0.8 of S , with full results in Appendix 6.4.

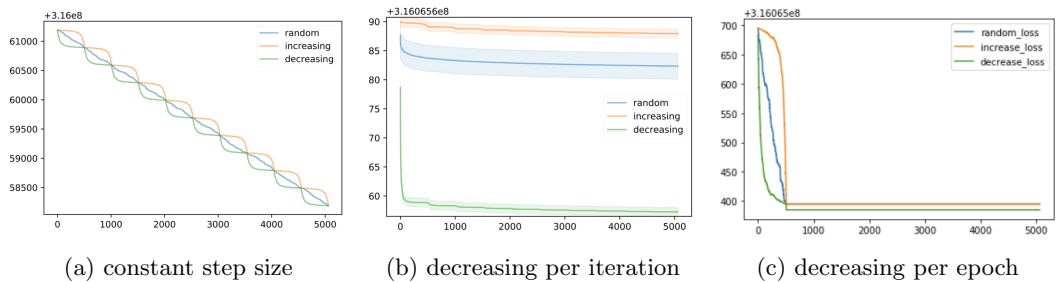


Figure 3: Boston Data set

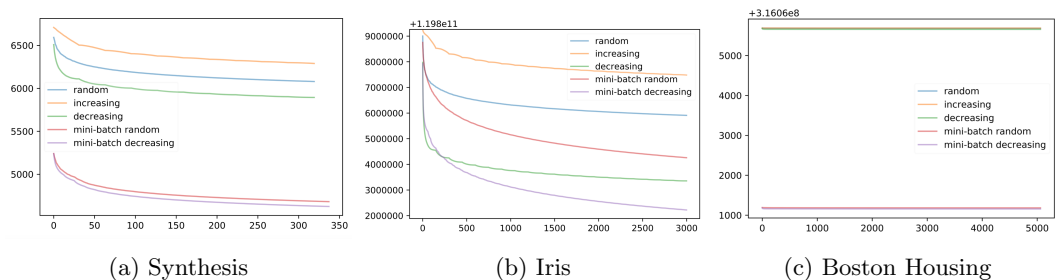


Figure 4: Data Selection $S = 0.8$, $q = 0.5$

For these algorithms, we order the q iterates within each batch both randomly and by decreasing gradient norm. From the figures, we could observe that for this algorithm, ordering by decreasing gradient norm for the q iterates results in smaller loss in synthetic and real data sets. Comparing with the none data-selection algorithms, data-selection algorithms with decreasing gradient ordering results in the best result.

4.5 Extending to Mini-Batches on Neural Networks

Non-convex functions can be split into finite small bounded segments such that each segment is convex. Intuitively, performing our proposed algorithm on these convex segments, we can at least reach a local minimal for the lost functions. Hence in the following experiments, we test our algorithms on larger data sets with both simple and more complex neural networks. (Full results in Appendix 6.5 and 6.6)

4.5.1 MNIST and Fashion MNIST Data set

We test our algorithm on the MNIST data set with two different neural network models: 2 layer and 7 layer. Both models are applied to each data set. The MNIST data set consists of images of handwritten digits, with 60,000 training images and 10,000 testing images. For the experiments, we iterate over 50 percent of samples within each mini-batch ($q = 0.5$), with batch sizes of 128 and 256 correspondingly. From the results, we could identify that in both training and testing, the mini-batch algorithm with less data and decreasing gradient ordering results in the highest accuracy. This supports that our gradient ordering can be combined with mini-batch on more complex models like neural networks to further improve convergence and decrease training time. (Full graphs can be found in Appendix 6.5).

To further investigate the performance of our algorithm on neural networks, we apply it to the

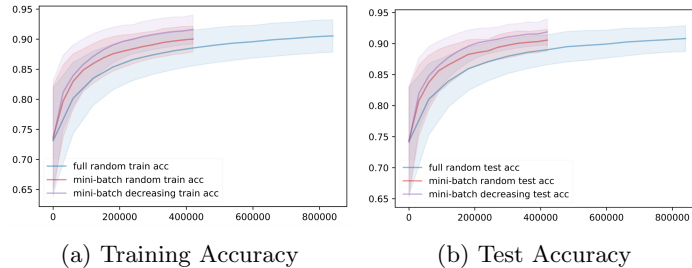


Figure 5: MNIST 2-layer Batch = 128

Fashion MNIST Dataset, containing fashion images of clothing, with 60,000 training images and 10,000 testing images. Similarly, we perform the training with $q = 0.5$, and utilize the 2-layer and 7-layer networks as above. The mini-batch algorithms still outperform the algorithm training on full data on both models. In particular, the mini-batch algorithm with decreasing sorting results in the best performance. This result justifies that for adequate models, our ordering can be combined with mini-batch to further improve convergence (Full graphs can be found in Appendix 6.5).

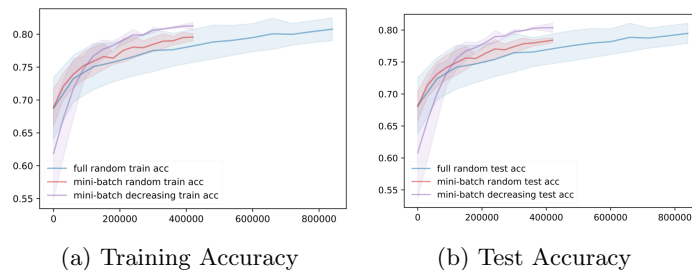


Figure 6: Fashion MNIST 2-layer Batch = 128

4.5.2 CIFAR-10 and CIFAR-100 Data set

Approaching more complex data sets and networks, we validate our ordering and algorithm on CIFAR-10 and CIFAR-100 data sets with ResNet20 and ResNet18, respectively. The baseline result we are comparing with is training the network 200 epochs that achieves test accuracy about 92% for CIFAR-10 and about 79% for CIFAR-100. Due the complexity of the model, instead of sorting by decreasing gradient, we respectively sort by norm of logits, the performance of the model on the sample. Also, instead of calculating the permutation within each mini-batch, we calculate the total ordering at the beginning of the epoch to reduce calculation run-time. As a result, samples that are predicted worst (least learned) will be be first iterated in the epoch.

The highest test accuracy for mini-batch algorithms ($q = 0.5$, using 50% of data from each mini-batch) is starting the corresponding ordering (random or increasing accuracy) at epoch 140. Comparing with training on full data, the mini-batch algorithm with less data and increasing accuracy ordering reaches the lowest training error with fewer amount of iterations. Though there is a slight difference in test accuracy, the difference is not too significant. (Full graphs can be found in Appendix 6.6).

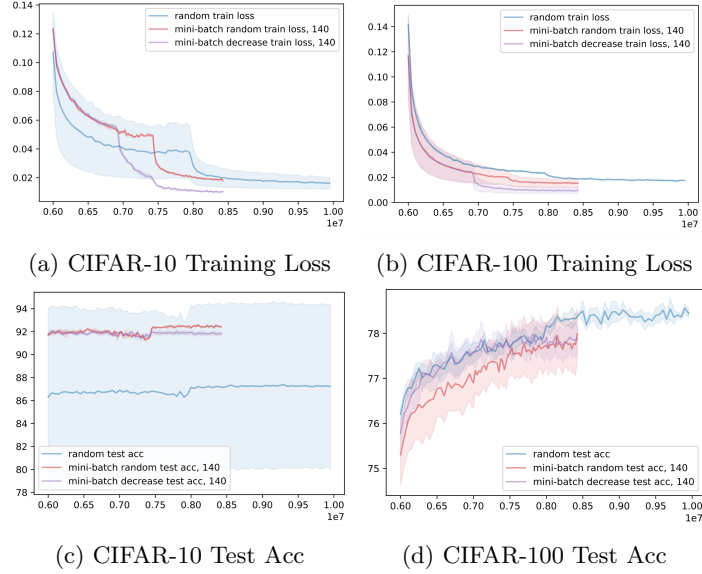


Figure 7: Ordering Starting at Epoch 140

	Train Loss	Train Acc	Test Loss	Test Acc
CIFAR-10 full random	0.019	99.72%	0.247	92.56 %
full ordered	0.014	99.81%	0.261	92.09 %
mini random	0.017	99.70%	0.253	92.72 %
mini ordered	0.010	99.94%	0.243	92.31 %
CIFAR-100 full random	0.017	99.93%	0.90	78.86 %
full ordered	0.013	99.98%	0.89	78.80 %
mini random	0.017	99.94%	0.91	78.71 %
mini ordered	0.010	99.99%	0.92	78.46 %

In addition, if we adjust the mini-batch ordering to begin at smaller epochs (epoch 80 for CIFAR-10 and epoch 100 for CIFAR-100), we can arrive at approximately similar low training error and high testing accuracy with significantly fewer epochs. Though with this approach the test accuracy is not the highest, the difference is negligible compared to the amount of time and calculation saved in training, at least 10^6 iterations. (Full graphs can be found in Appendix 6.6).

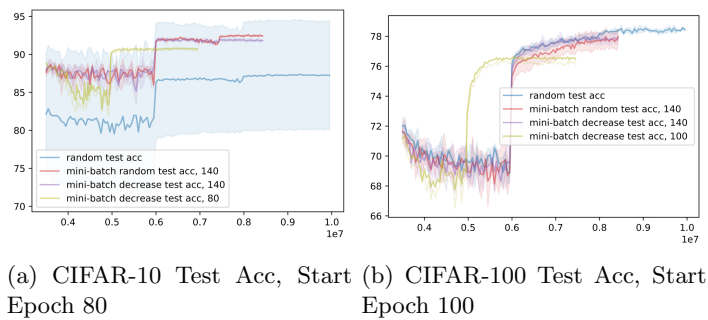


Figure 8: Ordering Starting at Earlier Epochs

5 Conclusion

In this paper, we explored the optimal ordering for shuffling algorithms which seek to improve the convergence of random shuffling: For decreasing step size per iteration, ordering by decreasing gradient at the beginning of the epoch results in a faster convergence rate; for constant step size, all orderings results in the same convergence rate. From experimental results we indeed verified the orderings and confirmed that the initial point should be sufficiently close to the optimal. Through comparison of different step size conditions we could observe for decreasing step size per epoch, the behavior varies for different data sets which suggests further analysis in the future. We also extended our results to mini-batch algorithms and non-convex settings with neural networks. Through empirical result, our ordering can be extended to these more complex settings. Further work is needed to theoretically explain the phenomenon.

References

- Agarwal, Pankaj K, Sariel Har-Peled, and Kasturi R Varadarajan (2004). “Approximating extent measures of points”. In: *Journal of the ACM (JACM)* 51.4, pp. 606–635.
- Ahn, Kwangjun, Chulhee Yun, and Suvrit Sra (2020). “SGD with shuffling: optimal rates without component convexity and large epoch requirements”. In: *Advances in Neural Information Processing Systems* 33, pp. 17526–17535.
- Alain, Guillaume et al. (2015). *Variance Reduction in SGD by Distributed Importance Sampling*. eprint: [arXiv:1511.06481](https://arxiv.org/abs/1511.06481).
- Allen, Ellen et al. (1987). “A generalization of Polyak’s convergence result for subgradient optimization”. In: *Mathematical Programming* 37.3, pp. 309–317.
- Allen-Zhu, Zeyuan (2017). “Katyusha: The first direct acceleration of stochastic gradient methods”. In: *The Journal of Machine Learning Research* 18.1, pp. 8194–8244.
- Allen-Zhu, Zeyuan, Yang Yuan, and Karthik Sridharan (2016). “Exploiting the structure: Stochastic gradient methods using raw clusters”. In: *Advances in Neural Information Processing Systems* 29.
- Asi, Hilal and John C Duchi (2019). “The importance of better models in stochastic optimization”. In: *Proceedings of the National Academy of Sciences* 116.46, pp. 22924–22930.
- Ba, Jimmy Lei, Jamie Ryan Kiros, and Geoffrey E Hinton (2016). “Layer normalization”. In: *arXiv preprint arXiv:1607.06450*.
- Bach, Francis (2014). “Adaptivity of averaged stochastic gradient descent to local strong convexity for logistic regression”. In: *The Journal of Machine Learning Research* 15.1, pp. 595–627.
- Bazaraa, Mokhtar S and Hanif D Sherali (1981). “On the choice of step size in subgradient optimization”. In: *European Journal of Operational Research* 7.4, pp. 380–388.
- Bertsekas, Dimitri (2015). *Convex optimization algorithms*. Athena Scientific.
- Bertsekas, Dimitri P (1996). “Incremental least squares methods and the extended Kalman filter”. In: *SIAM Journal on Optimization* 6.3, pp. 807–822.
- (1997a). “A hybrid incremental gradient method for least squares”. In: *SIAM Journal on Optimization* 7, pp. 913–926.
- (1997b). “Nonlinear programming”. In: *Journal of the Operational Research Society* 48.3, pp. 334–334.
- Bertsekas, Dimitri P et al. (2011). “Incremental gradient, subgradient, and proximal methods for convex optimization: A survey”. In: *Optimization for Machine Learning* 2010.1-38, p. 3.
- Bertsekas, Dimitri P and John N Tsitsiklis (1995). “Neuro-dynamic programming: an overview”. In: *Proceedings of 1995 34th IEEE conference on decision and control*. Vol. 1. IEEE, pp. 560–564.
- (2000). “Gradient convergence in gradient methods with errors”. In: *SIAM Journal on Optimization* 10.3, pp. 627–642.
- Bottou, Léon and Yann Le Cun (2005). “On-line learning for very large data sets”. In: *Applied stochastic models in business and industry* 21.2, pp. 137–151.

- Boyd, Stephen et al. (2011). “Distributed optimization and statistical learning via the alternating direction method of multipliers”. In: *Foundations and Trends® in Machine learning* 3.1, pp. 1–122.
- Brannlund, Ulf (1995). “On relaxation methods for nonsmooth convex optimization.” In.
- Campbell, Trevor and Tamara Broderick (2018). “Bayesian coreset construction via greedy iterative geodesic ascent”. In: *International Conference on Machine Learning*. PMLR, pp. 698–706.
- Chung, Kai Lai (1954). “On a stochastic approximation method”. In: *The Annals of Mathematical Statistics*, pp. 463–483.
- Cohen, Michael B, Cameron Musco, and Christopher Musco (2017). “Input sparsity time low-rank approximation via ridge leverage score sampling”. In: *Proceedings of the Twenty-Eighth Annual ACM-SIAM Symposium on Discrete Algorithms*. SIAM, pp. 1758–1777.
- Correa, Rafael and Claude Lemaréchal (1993). “Convergence of some algorithms for convex minimization”. In: *Mathematical Programming* 62.1, pp. 261–275.
- Defazio, Aaron, Francis Bach, and Simon Lacoste-Julien (2014). “SAGA: A fast incremental gradient method with support for non-strongly convex composite objectives”. In: *Advances in neural information processing systems* 27.
- Defazio, Aaron and Léon Bottou (2019). “On the ineffectiveness of variance reduced optimization for deep learning”. In: *Advances in Neural Information Processing Systems* 32.
- Dem’yanov, VF and LV Vasil’ev (1985). “Nondifferentiable Optimization, Optimization Software”. In: *Inc. Publications Division, New York*.
- Duchi, John, Elad Hazan, and Yoram Singer (2011). “Adaptive subgradient methods for online learning and stochastic optimization.” In: *Journal of machine learning research* 12.7.
- Ermol’ev, Yu M (1966). “Methods of solution of nonlinear extremal problems”. In: *Cybernetics* 2.4, pp. 1–14.
- Ermoliev, Yu (1976). *Stochastic programming methods*.
- Ermoliev, Yu M (1969). “On the stochastic quasi-gradient method and stochastic quasi-Feyer sequences”. In: *Kibernetika* 2, pp. 72–83.
- Ermoliev, Yu M and RJ-B Wets (1988). *Numerical techniques for stochastic optimization*. Springer-Verlag.
- Ermoliev, Yuri (1983). “Stochastic quasigradient methods and their application to system optimization”. In: *Stochastics: An International Journal of Probability and Stochastic Processes* 9.1-2, pp. 1–36.
- Frostig, Roy et al. (2015). “Un-regularizing: approximate proximal point and faster stochastic algorithms for empirical risk minimization”. In: *International Conference on Machine Learning*. PMLR, pp. 2540–2548.
- Gaivoronski, Alexei A (1994). “Convergence properties of backpropagation for neural nets via theory of stochastic gradient methods. Part 1”. In: *Optimization methods and Software* 4.2, pp. 117–134.
- Glorot, Xavier and Yoshua Bengio (2010). “Understanding the difficulty of training deep feedforward neural networks”. In: *Proceedings of the thirteenth international conference on artificial intelligence and statistics*. JMLR Workshop and Conference Proceedings, pp. 249–256.
- Goffin, Jean-Louis (1980). “The relaxation method for solving systems of linear inequalities”. In: *Mathematics of Operations Research* 5.3, pp. 388–414.
- Goffin, Jean-Louis and Krzysztof C Kiwiel (1999). “Convergence of a simple subgradient level method”. In: *Mathematical Programming* 85.1, pp. 207–211.
- Grippo, Luigi (1994). “A class of unconstrained minimization methods for neural network training”. In: *Optimization Methods and Software* 4.2, pp. 135–150.
- Gurbuzbalaban, M, Asu Ozdaglar, and Pablo A Parrilo (2019). “Convergence rate of incremental gradient and incremental newton methods”. In: *SIAM Journal on Optimization* 29.4, pp. 2542–2565.
- Gurbuzbalaban, Mert, Asuman Ozdaglar, and Pablo A Parrilo (2017). “On the convergence rate of incremental aggregated gradient algorithms”. In: *SIAM Journal on Optimization* 27.2, pp. 1035–1048.
- Gürbüzbalaban, Mert, Asuman Ozdaglar, and Pablo Parrilo (2015a). “A globally convergent incremental Newton method”. In: *Mathematical Programming* 151.1, pp. 283–313.

- Gürbüzbalaban, Mert, Asuman Ozdaglar, and Pablo Parrilo (2015b). “Why Random Reshuffling Beats Stochastic Gradient Descent”. In: *arXiv preprint arXiv:1510.08560*.
- Haochen, Jeff and Suvrit Sra (2019). “Random shuffling beats sgd after finite epochs”. In: *International Conference on Machine Learning*. PMLR, pp. 2624–2633.
- Har-Peled, Sariel and Soham Mazumdar (2004). “On coresets for k-means and k-median clustering”. In: *Proceedings of the thirty-sixth annual ACM symposium on Theory of computing*, pp. 291–300.
- Hazan, Elad, Amit Agarwal, and Satyen Kale (2007). “Logarithmic regret algorithms for online convex optimization”. In: *Machine Learning* 69.2, pp. 169–192.
- Hiriart-Urruty, Jean-Baptiste and Claude Lemaréchal (2013). *Convex analysis and minimization algorithms I: Fundamentals*. Vol. 305. Springer science & business media.
- Hofmann, Thomas et al. (2015). “Variance reduced stochastic gradient descent with neighbors”. In: *Advances in Neural Information Processing Systems* 28.
- Ioffe, Sergey and Christian Szegedy (2015). “Batch Normalization: Accelerating Deep Network Training by Reducing Internal Covariate Shift”. In: *CoRR* abs/1502.03167.
- Johnson, Rie and Tong Zhang (2013). “Accelerating stochastic gradient descent using predictive variance reduction”. In: *Advances in neural information processing systems* 26.
- Kaskavelis, Christos A and Michael C Caramanis (1998). “Efficient Lagrangian relaxation algorithms for industry size job-shop scheduling problems”. In: *IIE transactions* 30.11, pp. 1085–1097.
- Katharopoulos, Angelos and François Fleuret (2018). “Not all samples are created equal: Deep learning with importance sampling”. In: *International conference on machine learning*. PMLR, pp. 2525–2534.
- Kaufman, L, PJ Rousseeuw, and Y Dodge (1987). “Clustering by means of medoids in statistical data analysis based on the”. In: *L1 Norm, ~ orth-Holland, Amsterdam*.
- Kawaguchi, Kenji and Haihao Lu (2020). “Ordered SGD: A new stochastic optimization framework for empirical risk minimization”. In: *International Conference on Artificial Intelligence and Statistics*. PMLR, pp. 669–679.
- Kim, Sehun, Hyunsil Ahn, and Seong-Cheol Cho (1990). “Variable target value subgradient method”. In: *Mathematical Programming* 49.1, pp. 359–369.
- Kim, Sehun and Bong-sik Um (1993). “An improved subgradient method for constrained nondifferentiable optimization”. In: *Operations Research Letters* 14.1, pp. 61–64.
- Kingma, Diederik P and Jimmy Ba (2014). “Adam: A method for stochastic optimization”. In: *arXiv preprint arXiv:1412.6980*.
- Kiwiel, Krzysztof C (1996a). “The efficiency of subgradient projection methods for convex optimization, part I: General level methods”. In: *SIAM Journal on Control and Optimization* 34.2, pp. 660–676.
- (1996b). “The efficiency of subgradient projection methods for convex optimization, part II: Implementations and extensions”. In: *SIAM Journal on Control and Optimization* 34.2, pp. 677–697.
- Kiwiel, Krzysztof C, Torbjörn Larsson, and Per Olov Lindberg (1999). “The efficiency of ballstep subgradient level methods for convex optimization”. In: *Mathematics of Operations Research* 24.1, pp. 237–254.
- Kohonen, Teuvo (1974). “An adaptive associative memory principle”. In: *IEEE Transactions on Computers* 100.4, pp. 444–445.
- Kulikov, Anatolii Nikolaevich and Valeriy Raufovich Fazylov (1990). “Convex optimization with prescribed accuracy”. In: *USSR computational mathematics and mathematical physics* 30.3, pp. 16–22.
- Li, Mu, Gary L Miller, and Richard Peng (2013). “Iterative row sampling”. In: *2013 IEEE 54th Annual Symposium on Foundations of Computer Science*. IEEE, pp. 127–136.
- Lin, Hongzhou, Julien Mairal, and Zaid Harchaoui (2015). “A universal catalyst for first-order optimization”. In: *Advances in neural information processing systems* 28.
- Lin, Hui, Jeff Bilmes, and Shasha Xie (2009). “Graph-based submodular selection for extractive summarization”. In: *2009 IEEE Workshop on Automatic Speech Recognition & Understanding*. IEEE, pp. 381–386.

- Lin, Hui and Jeff A Bilmes (2012). “Learning mixtures of submodular shells with application to document summarization”. In: *arXiv preprint arXiv:1210.4871*.
- Lu, Yucheng, Si Yi Meng, and Christopher De Sa (2022). “A General Analysis of Example-selection for Stochastic Gradient Descent”. In: *conference paper at ICLR 2022*.
- Lucic, Mario et al. (2017). “Training gaussian mixture models at scale via coresets”. In: *The Journal of Machine Learning Research* 18.1, pp. 5885–5909.
- Luo, Zhi-Quan (1991). “On the convergence of the LMS algorithm with adaptive learning rate for linear feedforward networks”. In: *Neural Computation* 3.2, pp. 226–245.
- Mangasarian, Olvi L and Mikhail V Solodov (1993). “Backpropagation convergence via deterministic nonmonotone perturbed minimization”. In: *Advances in Neural Information Processing Systems* 6.
- Minoux, Michel (1978). “Accelerated greedy algorithms for maximizing submodular set functions”. In: *Optimization techniques*. Springer, pp. 234–243.
- (1986). *Mathematical programming: theory and algorithms*. John Wiley & Sons.
- Mirzasoleiman, Baharan, Ashwinkumar Badanidiyuru, et al. (2015). “Lazier than lazy greedy”. In: *Proceedings of the AAAI Conference on Artificial Intelligence*. Vol. 29. 1.
- Mirzasoleiman, Baharan, Jeff Bilmes, and Jure Leskovec (2020). “Coresets for data-efficient training of machine learning models”. In: *International Conference on Machine Learning*. PMLR, pp. 6950–6960.
- Mirzasoleiman, Baharan, Amin Karbasi, et al. (2015). “Distributed submodular cover: Succinctly summarizing massive data”. In: *Advances in Neural Information Processing Systems* 28.
- Mirzasoleiman, Baharan, Morteza Zadimoghaddam, and Amin Karbasi (2016). “Fast distributed submodular cover: Public-private data summarization”. In: *Advances in Neural Information Processing Systems* 29.
- Mishchenko, Konstantin, Ahmed Khaled Ragab Bayoumi, and Peter Richtarik (2020). “Random Reshuffling: Simple Analysis with Vast Improvements”. In: *Advances in Neural Information Processing Systems 33: Annual Conference on Neural Information Processing Systems 2020, NeurIPS 2020, December 6-12, 2020, virtual*. Ed. by Hugo Larochelle et al. URL: <https://proceedings.neurips.cc/paper/2020/hash/c8cc6e90ccbff44c9cee23611711cdc4-Abstract.html>.
- Mohtashami, Amirkeivan, Sebastian U. Stich, and Martin Jaggi (2022). “Characterizing & Finding Good Data Orderings for Fast Convergence of Sequential Gradient Methods”. In: *ArXiv abs/2202.01838*.
- Moriyama, Hiroyuki, Nobuo Yamashita, and Masao Fukushima (2003). “The incremental Gauss-Newton algorithm with adaptive stepsize rule”. In: *Computational Optimization and Applications* 26.2, pp. 107–141.
- Moulines, Eric and Francis Bach (2011). “Non-asymptotic analysis of stochastic approximation algorithms for machine learning”. In: *Advances in neural information processing systems* 24.
- Musco, Cameron and Christopher Musco (2017). “Recursive sampling for the nystrom method”. In: *Advances in Neural Information Processing Systems* 30.
- Nedic, Angelia and Dimitri P Bertsekas (2001). “Incremental subgradient methods for nondifferentiable optimization”. In: *SIAM Journal on Optimization* 12.1, pp. 109–138.
- Nedic, Angelia and Asuman Ozdaglar (2007). “On the rate of convergence of distributed subgradient methods for multi-agent optimization”. In: *2007 46th IEEE Conference on Decision and Control*. IEEE, pp. 4711–4716.
- (2009). “Distributed subgradient methods for multi-agent optimization”. In: *IEEE Transactions on Automatic Control* 54.1, pp. 48–61.
- Nedić, Angelia and Dimitri Bertsekas (2001). “Convergence rate of incremental subgradient algorithms”. In: *Stochastic optimization: algorithms and applications*. Springer, pp. 223–264.
- Needell, Deanna, Rachel Ward, and Nati Srebro (2014). “Stochastic gradient descent, weighted sampling, and the randomized Kaczmarz algorithm”. In: *Advances in neural information processing systems* 27.

- Nemhauser, George L, Laurence A Wolsey, and Marshall L Fisher (1978). “An analysis of approximations for maximizing submodular set functions—I”. In: *Mathematical programming* 14.1, pp. 265–294.
- Nemirovski, Arkadi et al. (2009). “Robust stochastic approximation approach to stochastic programming”. In: *SIAM Journal on optimization* 19.4, pp. 1574–1609.
- Nesterov, Yurii (2004). “Introductory lectures on convex optimization: a basic course”. In.
- Nguyen, Lam M. et al. (2021). “A Unified Convergence Analysis for Shuffling-Type Gradient Methods”. In: pp. 1–44.
- Polak, Elijah (1987). “On the mathematical foundations of nondifferentiable optimization in engineering design”. In: *SIAM review* 29.1, pp. 21–89.
- Polyak, Boris T (1987). “Introduction to optimization. optimization software”. In: *Inc., Publications Division, New York* 1, p. 32.
- Polyak, Boris Teodorovich (1967). “A general method for solving extremal problems”. In: *Doklady Akademii Nauk*. Vol. 174. 1. Russian Academy of Sciences, pp. 33–36.
- (1969). “Minimization of unsmooth functionals”. In: *USSR Computational Mathematics and Mathematical Physics* 9.3, pp. 14–29.
- Qian, Ning (1999). “On the momentum term in gradient descent learning algorithms”. In: *Neural networks* 12.1, pp. 145–151.
- Rajput, Shashank, Anant Gupta, and Dimitris Papailiopoulos (Feb. 2020). “Closing the convergence gap of SGD without replacement”. In: *ICML’20: Proceedings of the 37th International Conference on Machine Learning*, pp. 7964–7973.
- Rajput, Shashank, Kangwook Lee, and Dimitris Papailiopoulos (2022). “Permutation-Based SGD: Is Random Optimal?” In: *International Conference on Learning Representations*. URL: <https://openreview.net/forum?id=YiBa9HKTyXE>.
- Rakhlin, Alexander, Ohad Shamir, and Karthik Sridharan (2011). “Making gradient descent optimal for strongly convex stochastic optimization”. In: *arXiv preprint arXiv:1109.5647*.
- Ram, S Sundhar, A Nedic, and VV Veeravalli (2007). “Stochastic incremental gradient descent for estimation in sensor networks”. In: *2007 conference record of the forty-first asilomar conference on signals, systems and computers*. IEEE, pp. 582–586.
- Rockafellar, R Tyrrell (1970). “Convex Analysis”. In.
- Roux, Nicolas, Mark Schmidt, and Francis Bach (2012). “A stochastic gradient method with an exponential convergence rate for finite training sets”. In: *Advances in neural information processing systems* 25.
- Safran, Itay and Ohad Shamir (2020). “How good is SGD with random shuffling?” In: *Conference on Learning Theory*. PMLR, pp. 3250–3284.
- Shah, Vatsal, Xiaoxia Wu, and Sujay Sanghavi (2020). “Choosing the Sample with Lowest Loss makes SGD Robust”. In: *International Conference on Artificial Intelligence and Statistics*.
- Shalev-Shwartz, Shai and Tong Zhang (2013). “Stochastic dual coordinate ascent methods for regularized loss minimization.” In: *Journal of Machine Learning Research* 14.2.
- Shamir, Ohad (2016). *Without-Replacement Sampling for Stochastic Gradient Methods: Convergence Results and Application to Distributed Optimization*. eprint: [arXiv:1603.00570](https://arxiv.org/abs/1603.00570).
- Shor, NZ, Krzysztof C Kiwiel, and Andrzej Ruszcaynski (1985). *Minimization methods for non-differentiable functions*.
- Sohl-Dickstein, Jascha, Ben Poole, and Surya Ganguli (2014). “Fast large-scale optimization by unifying stochastic gradient and quasi-Newton methods”. In: *International Conference on Machine Learning*. PMLR, pp. 604–612.
- Solodov, Mikhail V (1998). “Incremental gradient algorithms with stepsizes bounded away from zero”. In: *Computational Optimization and Applications* 11.1, pp. 23–35.
- Solodov, Mikhail V and SK Zavriev (1998). “Error stability properties of generalized gradient-type algorithms”. In: *Journal of Optimization Theory and Applications* 98.3, pp. 663–680.
- Sparks, Evan R et al. (2013). “MLI: An API for distributed machine learning”. In: *2013 IEEE 13th International Conference on Data Mining*. IEEE, pp. 1187–1192.
- Stich, Sebastian U., Anant Raj, and Martin Jaggi (2017). *Safe Adaptive Importance Sampling*. eprint: [arXiv:1711.02637](https://arxiv.org/abs/1711.02637).

- Strubell, Emma, Ananya Ganesh, and Andrew McCallum (2019). “Energy and policy considerations for deep learning in NLP”. In: *arXiv preprint arXiv:1906.02243*.
- Tseng, Paul (1998). “An incremental gradient (-projection) method with momentum term and adaptive stepsize rule”. In: *SIAM Journal on Optimization* 8.2, pp. 506–531.
- Wei, Kai, Rishabh Iyer, and Jeff Bilmes (2015). “Submodularity in data subset selection and active learning”. In: *International Conference on Machine Learning*. PMLR, pp. 1954–1963.
- Wolsey, Laurence A (1982). “An analysis of the greedy algorithm for the submodular set covering problem”. In: *Combinatorica* 2.4, pp. 385–393.
- Xiao, Lin and Tong Zhang (2014). “A proximal stochastic gradient method with progressive variance reduction”. In: *SIAM Journal on Optimization* 24.4, pp. 2057–2075.
- Yun, Chulhee, Suvrit Sra, and Ali Jadbabaie (2021). “Open Problem: Can Single-Shuffle SGD be Better than Reshuffling SGD and GD?” In: *Conference on Learning Theory*. PMLR, pp. 4653–4658.
- Zeiler, Matthew D (2012). “Adadelta: an adaptive learning rate method”. In: *arXiv preprint arXiv:1212.5701*.
- Zhao, Xing, Peter B Luh, and Jihua Wang (1999). “Surrogate gradient algorithm for Lagrangian relaxation”. In: *Journal of optimization Theory and Applications* 100.3, pp. 699–712.
- Zhi-Quan, Luo and Tseng Paul (1994). “Analysis of an approximate gradient projection method with applications to the backpropagation algorithm”. In: *Optimization Methods and Software* 4.2, pp. 85–101.

6 Appendix

6.1 Proof of Lemma 1

Proof. By property of convex functions, we have for $\forall x$

$$\begin{aligned}
f_i(x^*) &\geq f_i(x) + \nabla f_i(x)^T(x^* - x) \\
f_i(x^*) - f_i(x) &\geq \nabla f_i(x)^T(x^* - x) \\
f_i(x) - f_i(x^*) &\leq \nabla f_i(x)^T(x - x^*) \\
f_i(x) - f_i(x^*) &\leq \|\nabla f_i(x)^T(x - x^*)\| \leq \|\nabla f_i(x)^T\| \|x - x^*\|
\end{aligned} \tag{10}$$

Here we used the property that $f_i(x) \geq f_i(x^*)$ for all i , and $\|AB\| \leq \|A\| \|B\|$. Since the $\|x - x^*\|$ is constant at each iteration, then the larger the $\|\nabla f_i(x)^T\|$, the larger the upper bound for $f_i(x) - f_i(x^*)$. □

Proof of Theorems 1 and 2

Proof. Following the proof from *Convergence Rate of Incremental Subgradient Algorithms* (Nedić and D. Bertsekas 2001), we have the following:

$$\begin{aligned}
\|x_{i,k} - x^*\|^2 &= \|P_x[x_{i-1,k} - \alpha_{i,k}g_{i,k}] - x^*\|^2 \\
&\leq \|x_{i-1,k} - \alpha_{i,k}g_{i,k} - x^*\|^2 \\
&\leq \|x_{i-1,k} - x^*\|^2 - 2\alpha_{i,k}g_{i,k} \cdot (x_{i-1,k} - x^*) + \alpha_{i,k}^2 g_{i,k}^2 \\
&\leq \|x_{i-1,k} - x^*\|^2 - 2\alpha_{i,k}g_{i,k} \cdot (x_{i-1,k} - x^*) + \alpha_k^2 C_i^2 \\
&\leq \|x_{i-1,k} - x^*\|^2 - 2\alpha_{i,k} \cdot (f_i(x_{i-1,k}) - f_i(x^*)) + \alpha_k^2 C_i^2
\end{aligned} \tag{11}$$

If we add the above relation for all points within a epoch we get:

$$\|x_{k+1} - x^*\|^2 \leq \|x_k - x^*\|^2 - 2 \sum_{i=1}^n [\alpha_{i,k} \cdot (f_i(x_{i-1,k}) - f_i(x^*))] + \alpha_k^2 \sum_{i=1}^n C_i^2 \tag{12}$$

Since $\alpha_{i,k}$ is decreasing, to minimize the upper bound for $\|x_{k+1} - x^*\|^2$, we have to maximize $f_i(x_{i-1,k}) - f_i(x^*)$ for each iteration and have the larger values be in the beginning with the larger $\alpha_{i,k}$. Hence it's reasonable to have the $f_i(x_{i-1,k}) - f_i(x^*)$ with larger upper bounds in the beginning.

To maximize $\sum_{i=1}^n [\alpha_{i,k} \cdot (f_i(x_{i-1,k}) - f_i(x^*))]$, we will order the f_i such that the f_i 's with larger values of $f_i(x_{i-1,k}) - f_i(x^*)$ are iterated first.

Let $|M_1| > |M_2| > |M_3| > \dots > |M_n|$ be the magnitude of the sub-gradients in the beginning of the epoch, and denote $f_1, f_2, f_3, \dots, f_n$ the corresponding function for those sub-gradients.

For the first iteration, it's obvious that choosing f_1 with the largest $|M_i|$ would maximize upper bound for $f_i(x_0) - f_i(x^*)$.

For the following iterations, instead of directly finding the maximum value for $f_i(x) - f_i(x^*)$, we compare the lower bound $f_i(x) - f_i(x^*)$. Through ordering by that value, we can bound the minimum value of $f_i(x_{i-1,k}) - f_i(x^*)$.

For the second iteration:

we first compare f_2 and f_3 . Note $x_{1,k} = x_{0,k} - \alpha_{1,k}M_1$.

$$\begin{aligned}
f_2(x_{0,k} - \alpha_{1,k}M_1) - f_2(x^*) &\geq f_2(x_{0,k}) - \nabla f_2(x_{0,k})^T(\alpha_{1,k}M_1) + \frac{m_2}{2} \|\alpha_{1,k}M_1\|^2 - f_2(x^*) \\
&\geq [f_2(x_{0,k}) - f_2(x^*)] - \alpha_{1,k} \|M_1\|^2 + \frac{m_2 \alpha_{1,k}^2}{2} \|M_1\|^2 \\
f_3(x_{0,k} - \alpha_{1,k}M_1) - f_3(x^*) &\geq f_3(x_{0,k}) - \nabla f_3(x_{0,k})^T(\alpha_{1,k}M_1) + \frac{m_3}{2} \|\alpha_{1,k}M_1\|^2 - f_3(x^*) \\
&\geq [f_3(x_{0,k}) - f_3(x^*)] - \alpha_{1,k} \|M_1\|^2 + \frac{m_3 \alpha_{1,k}^2}{2} \|M_1\|^2
\end{aligned} \tag{13}$$

Since α is small, α^2 is insignificant compared with the rest of the terms, and can be treated as a error.

Since $\|M_2\| \geq \|M_3\|$,

$upperbound(f_2(x_{0,k}) - f_2(x^*)) \geq upperbound(f_3(x_{0,k}) - f_3(x^*))$

Hence, at the second iteration, we know $f_2(x_{1,k}) - f_2(x^*)$ more likely has a relative larger value for the lower bound than $f_3(x_{1,k}) - f_3(x^*)$. Following the same logic, we can show relatively $lowerbound(f_2(x_{1,k}) - f_2(x^*))$ more likely have a larger value than $lowerbound(f_k(x_{1,k}) - f_k(x^*))$ for $k > 2$. Thus it is optimal to have f_2 at the second iteration.

Assume the above relation hold for iterations 1, 2, ..., N-1.

For the N^{th} iteration:

$x_{N,k} = x_{0,k} - \sum_{i=1}^{N-1} \alpha_{i,k} M'_i$ (M'_i is the sub-gradient value in iteration i).

$$\begin{aligned} & f_N(x_{0,k} - \sum_{i=1}^{N-1} \alpha_{i,k} M'_i) - f_N(x^*) \\ & \geq f_N(x_{0,k}) - \nabla f_N(x_{0,k})^T (\sum_{i=1}^{N-1} \alpha_{i,k} M'_i) + \frac{m_N}{2} \sum_{i=1}^{N-1} \|\alpha_{i,k} M'_i\|^2 - f_N(x^*) \\ & \geq [f_N(x_{0,k}) - f_N(x^*)] - \sum_{i=1}^{N-1} \alpha_{i,k} \max(\|M_i\|, \|M'_i\|)^2 + \frac{m_N}{2} \sum_{i=1}^{N-1} \|\alpha_{i,k} M'_i\|^2 \end{aligned} \quad (14)$$

$$\begin{aligned} & f_{N+1}(x_{0,k} - \sum_{i=1}^{N-1} \alpha_{i,k} M'_i) - f_{N+1}(x^*) \\ & \geq f_{N+1}(x_{0,k}) - \nabla f_{N+1}(x_{0,k})^T (\sum_{i=1}^{N-1} \alpha_{i,k} M'_i) + \frac{m_{N+1}}{2} \sum_{i=1}^{N-1} \|\alpha_{i,k} M'_i\|^2 - f_{N+1}(x^*) \\ & \geq [f_{N+1}(x_{0,k}) - f_{N+1}(x^*)] - \sum_{i=1}^{N-1} \alpha_{i,k} \max(\|M_i\|, \|M'_i\|)^2 + \frac{m_{N+1}}{2} \sum_{i=1}^{N-1} \|\alpha_{i,k} M'_i\|^2 \end{aligned}$$

Following the same argument as the second iteration we can see $lowerbound(f_N(x_{N-1,k}) - f_N(x^*))$ has a larger value than $lowerbound(f_{N+1}(x_{N-1,k}) - f_{N+1}(x^*))$, and if we compare f_N with f_k where $k > N$, we can get $lowerbound(f_N(x_{N-1,k}) - f_N(x^*))$ has a larger amount than $lowerbound(f_k(x_{N-1,k}) - f_k(x^*))$.

Thus it is optimal to have f_N at the N^{th} iteration.

Thus by induction, through ordering the iteration by the sub-gradient value at the beginning of the epoch we maximize the lower bound of $f_i(x_{i-1,k})$. This in turn help us derive a stricter upper bound for $\|x_{k+1} - x^*\|^2$.

Plugging the above bound in formula (9), we get:

$$\begin{aligned} & \|x_{k+1} - x^*\|^2 \\ & \leq \|x_k - x^*\|^2 - 2 \sum_{i=1}^n [\alpha_{i,k} \cdot (f_i(x_{i-1,k}) - f_i(x^*))] + \alpha_k^2 \sum_{i=1}^n C_i^2 \\ & \leq \|x_k - x^*\|^2 - 2 \sum_{i=1}^n \alpha_{i,k} \left((f_i(x_{0,k}) - f_i(x^*)) - \sum_{j=1}^{i-1} \alpha_{j,k} \max(\|M_j\|, \|M'_j\|)^2 + \frac{m_i}{2} \sum_{j=1}^{i-1} \|\alpha_{j,k} M'_j\|^2 \right) \\ & + \alpha_k^2 \sum_{i=1}^n C_i^2 \\ & \leq \|x_k - x^*\|^2 - 2 \sum_{i=1}^n \alpha_{i,k} (f_i(x_k) - f_i(x^*)) + \sum_{i=1}^n \left(\alpha_{i,k} \sum_{j=1}^{i-1} \max(\|M_j\|, \|M'_j\|)^2 (2\alpha_{j,k} - m_i \alpha_{j,k}^2) \right) \\ & + \alpha_k^2 \sum_{i=1}^n C_i^2 \\ & \leq \|x_k - x^*\|^2 - 2 \sum_{i=1}^n \alpha_{i,k} (\|M_i\| \|x_k - x^*\|) + \alpha_k^2 \left(2 \sum_{i=1}^{n-1} [(n-i)C_i^2] + \sum_{i=1}^n C_i^2 \right) \\ & - \alpha_k^2 \alpha_{k+1} \sum_{i=1}^{n-1} (n-i)m_i \cdot \max(\|M_i\|, \|M'_i\|)^2 + n\alpha_k \cdot \epsilon_k \end{aligned} \quad (15)$$

where ϵ_k is the max error between $f_i(x_k) - f_i(x^*)$ and $\|M_i\| \|x_k - x^*\|$ in epoch k. We will assume that ϵ_k is small so that $m\alpha_k \cdot \epsilon_k$ is negligible.

For the case with decreasing step size per iteration:

$$\begin{aligned} & \|x_{k+1} - x^*\|^2 \leq \|x_k - x^*\|^2 - 2 \|x_k - x^*\| \sum_{i=1}^n \alpha_{i,k} \|M_i\| + \alpha_k^2 \left(2 \sum_{i=1}^{n-1} [(n-i)C_i^2] + \sum_{i=1}^n C_i^2 \right) \\ & - \alpha_k^2 \alpha_{k+1} \sum_{i=1}^{n-1} (n-i)m_i \cdot \max(\|M_i\|, \|M'_i\|)^2 + n\alpha_k \cdot \epsilon_k \end{aligned} \quad (16)$$

In this case, since $\alpha_{i,k}$ decreases with each iteration, to minimize the upper bound we need to maximize $\sum_{i=1}^n \alpha_{i,k} \|M_i\|$, which is attained when we order by decreasing order of the gradient at the beginning of the epoch. Also with the decreasing order, in expectation $\sum_{i=1}^n C_i^2$ is the smallest. The

α_k^2 and $\alpha_k^2 \alpha_{k+1}$ are so small in magnitude compared to the prior terms that its value is negligible. Hence such ordering minimizes the upper bound, suggesting better convergence rate compared to other ordering.

For the case with constant step size, the expression can be simplified as:

$$\begin{aligned} \|x_{k+1} - x^*\|^2 &\leq \|x_k - x^*\|^2 - 2\alpha \|x_k - x^*\| \sum_{i=1}^n \|M_i\| + \alpha^2 \left(2 \sum_{i=1}^{n-1} [(n-i)C_i^2] + \sum_{i=1}^n C_i^2 \right) \\ &\quad - \alpha^3 \sum_{i=1}^{n-1} (n-i)m_i \cdot \max(\|M_i\|, \|M'_i\|)^2 + n\alpha \cdot \epsilon_k \end{aligned} \quad (17)$$

In this case, $\|x_k - x^*\|$ and α are constant within an epoch. Though in expectation $\sum_{i=1}^n C_i^2$ is the smallest when we order by decreasing gradient order, the α^2 and α^3 are so small in magnitude compared to the prior terms that the different is negligible. Hence, no matter how we order the data points, the upper bound after an epoch is approximately the same, suggesting similar convergence rate. \square

6.2 Proof of Theorems 3 and 4

Proof. Following the same logic as the proof form Theorems 1 and 2, we result:

$$\begin{aligned} &\|x_{k+1} - x^*\|^2 \\ &\leq \|x_k - x^*\|^2 - 2 \sum_{i=1}^n [\alpha_{i,k} \cdot (f_i(x_{i-1,k}) - f_i(x^*))] + \alpha_k^2 \sum_{i=1}^n C_i^2 \\ &\leq \|x_k - x^*\|^2 - 2 \sum_{i=1}^n \alpha_{i,k} \left((f_i(x_{0,k}) - f_i(x^*)) - \sum_{j=1}^{i-1} \alpha_{j,k} \max(\|M_j\|, \|M'_j\|)^2 \right) + \alpha_k^2 \sum_{i=1}^n C_i^2 \\ &\leq \|x_k - x^*\|^2 - 2 \sum_{i=1}^n \alpha_{i,k} (f_i(x_k) - f_i(x^*)) + \sum_{i=1}^n \left(2\alpha_{i,k} \sum_{j=1}^{i-1} \alpha_{j,k} \max(\|M_j\|, \|M'_j\|)^2 \right) + \alpha_k^2 \sum_{i=1}^n C_i^2 \\ &\leq \|x_k - x^*\|^2 - 2 \sum_{i=1}^n \alpha_{i,k} (\|M_i\| \|x_k - x^*\|) + \alpha_k^2 \left(2 \sum_{i=1}^{n-1} [(n-i)C_i^2] + \sum_{i=1}^n C_i^2 \right) + n\alpha_k \cdot \epsilon_k \end{aligned} \quad (18)$$

For the case with decreasing step size per iteration:

$$\begin{aligned} \|x_{k+1} - x^*\|^2 &\leq \|x_k - x^*\|^2 - 2\|x_k - x^*\| \sum_{i=1}^n \alpha_{i,k} \|M_i\| \\ &\quad + \alpha_k^2 \left(2 \sum_{i=1}^{n-1} [(n-i)C_i^2] + \sum_{i=1}^n C_i^2 \right) + n\alpha_k \cdot \epsilon_k \end{aligned} \quad (19)$$

As in the strongly convex case, the best ordering that minimizes the upper bound is decreasing order of the gradients at the beginning of the epoch.

For the case with constant step size, the expression can be simplified as:

$$\begin{aligned} \|x_{k+1} - x^*\|^2 &\leq \|x_k - x^*\|^2 - 2\alpha \|x_k - x^*\| \sum_{i=1}^n \|M_i\| \\ &\quad + \alpha^2 \left(2 \sum_{i=1}^{n-1} [(n-i)C_i^2] + \sum_{i=1}^n C_i^2 \right) + n\alpha \cdot \epsilon_k \end{aligned} \quad (20)$$

Following similar logic as the strongly convex case, all orderings for constant step size results in similar value of the upper bound. \square

6.3 Distance from the Optimal

Here, we resumed to the original loss function for the synthesis data set and tried a new algorithm: first run random shuffling till the iterate is relative closer to the optimal and then switch to the proposed ordering. For the synthesis data, we ran 15 runs of random shuffling and then ran 10 runs of the assigned ordering. Observing the results shown in figure 9b, ordering by decreasing initial gradient results in the smallest loss value, which further confirms our proposed ordering optimizes the convergence rate.

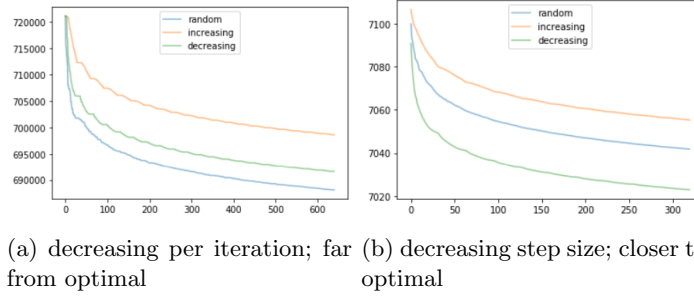


Figure 9: Synthetic Data (continued)

6.4 Full Results for Data Selection Algorithm Experiments

The results below are mini-batch algorithms applied to synthesis data set, Iris data set, and Boston Housing data set correspondingly.

For the 9×9 ordered graphs, the rows correspond to the sizes of mini-match with respect to total data ($S = 0.3, 0.6, 0.8$), and the columns correspond to the training size within each mini-batch with respect to the batch size ($q = 0.18, 0.5, 0.8$).

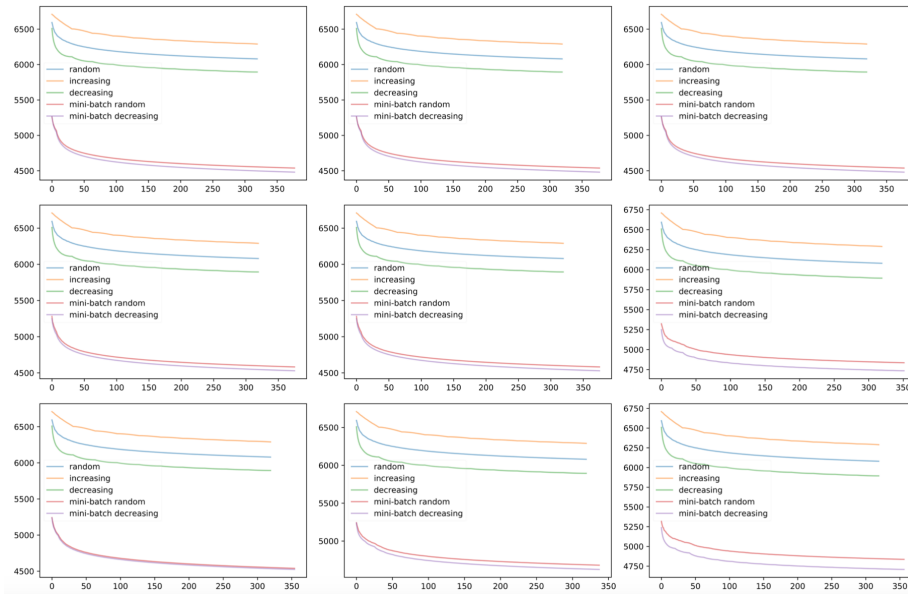


Figure 10: Synthesis, decreasing step size

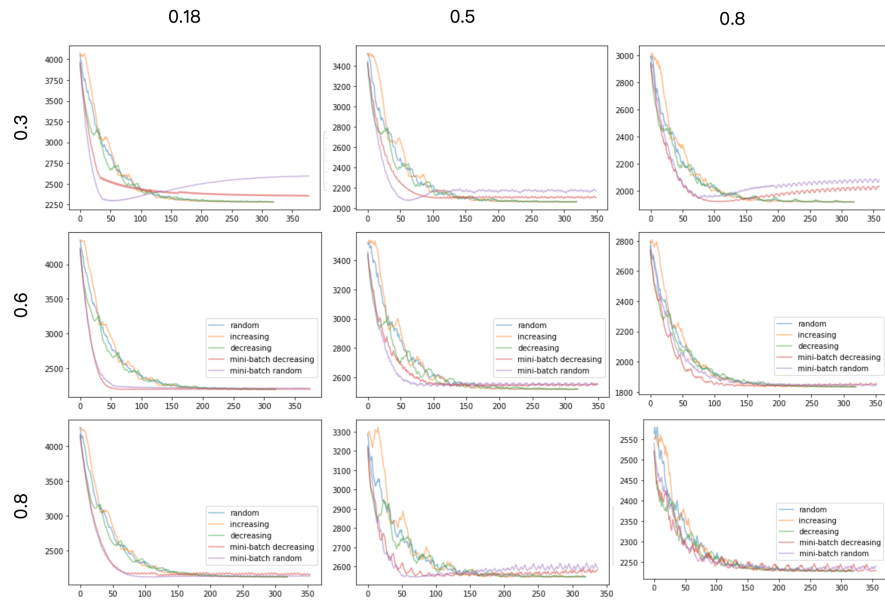


Figure 11: Synthesis, constant step size

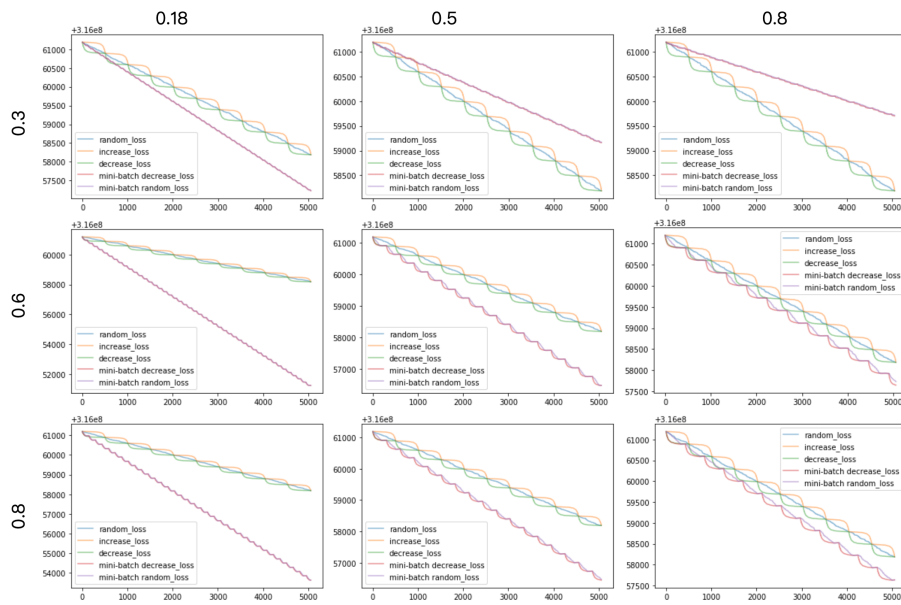
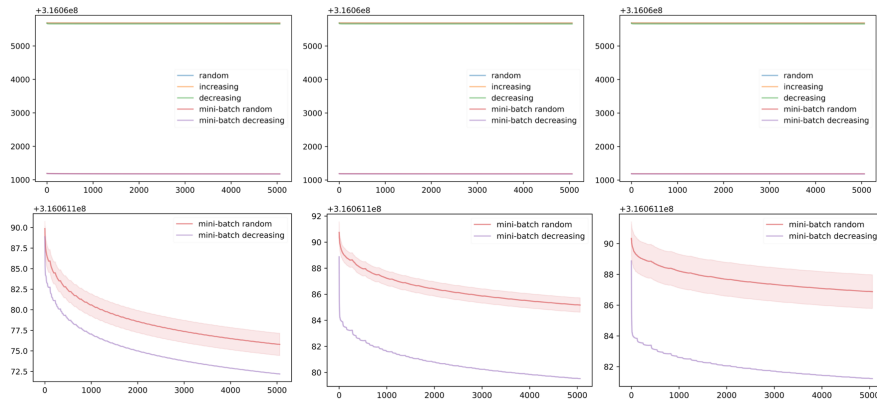
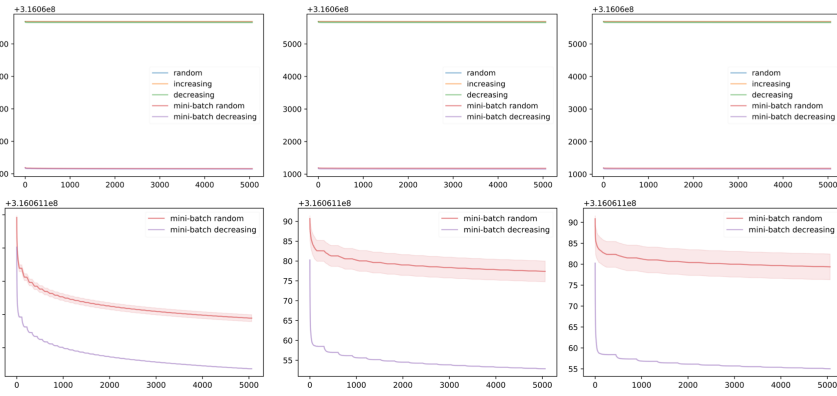


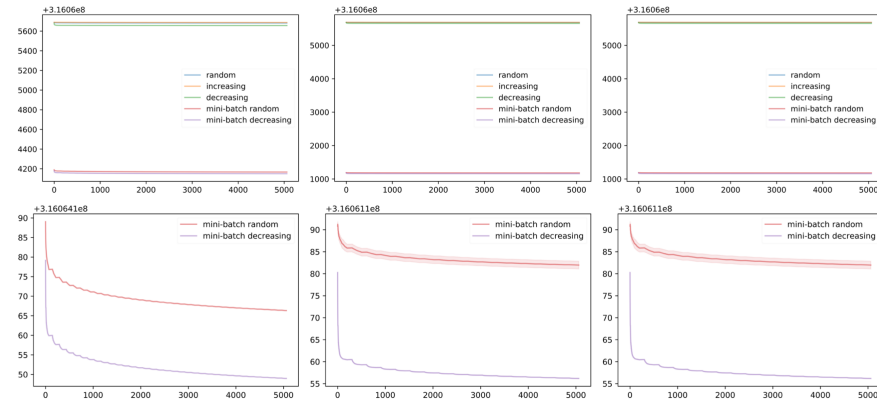
Figure 12: Boston Housing, constant step size



(a) $S = 0.3$



(b) $S = 0.6$



(c) $S = 0.8$

Figure 13: Boston Housing, decreasing step size

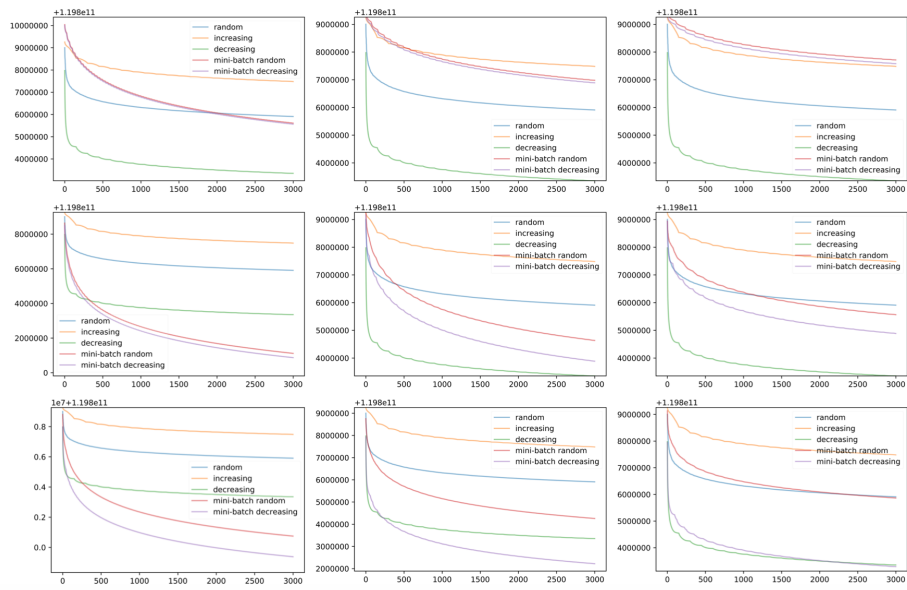


Figure 14: Iris, decreasing step size

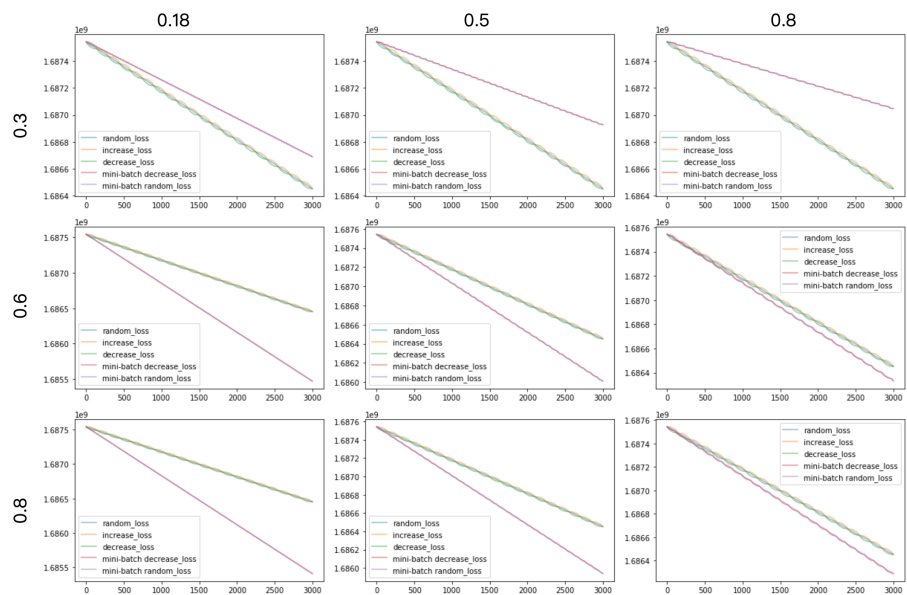


Figure 15: Iris, constant step size

6.5 Full Results for Experiments on Neural Networks with MNIST Data Sets

For the 2×2 ordered graphs, the rows correspond to complexity of the model (2-layer or 7-layer), and the columns correspond to the mini-batch size ($S = 128, 256$). For the experiments labeled mini-batch, $q = 0.5$.

The following results are from experiments for MNIST Data Set:

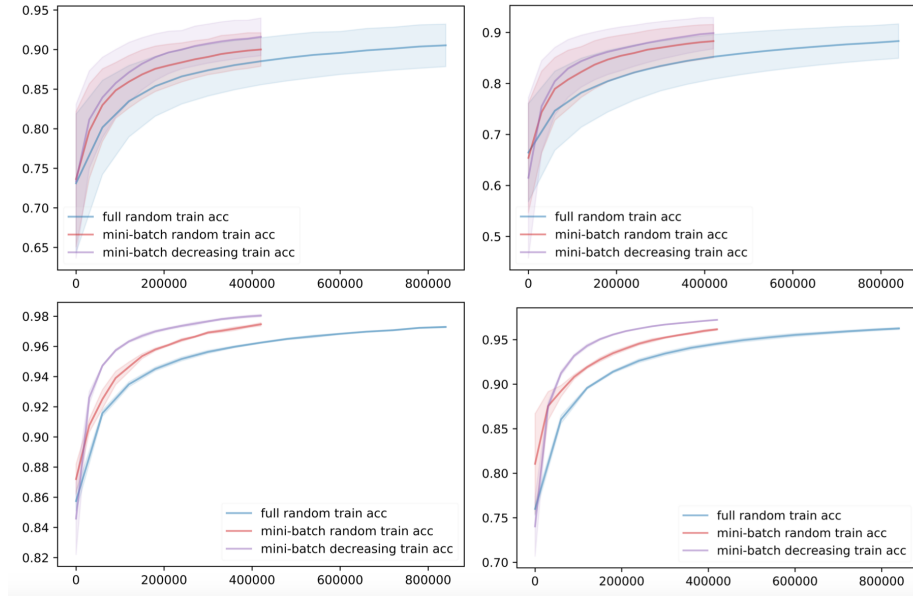


Figure 16: Train Accuracy for MNIST, sort within

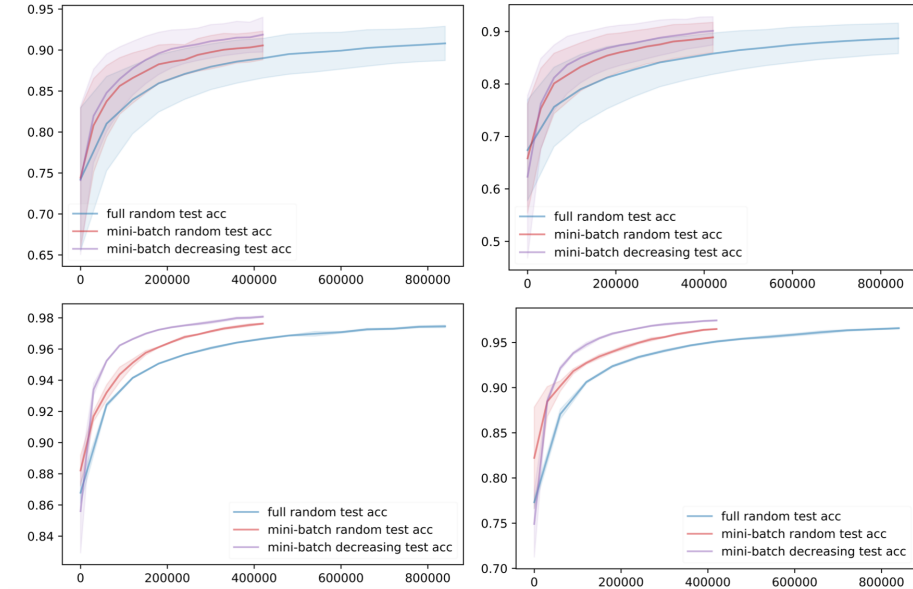


Figure 17: Test Accuracy for MNIST, sort within

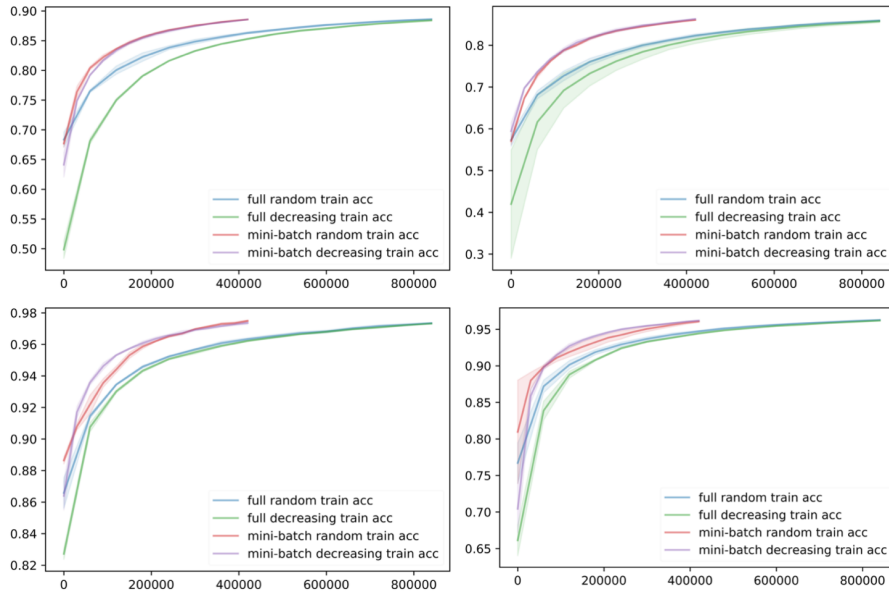


Figure 18: Train Accuracy for MNIST, sort first

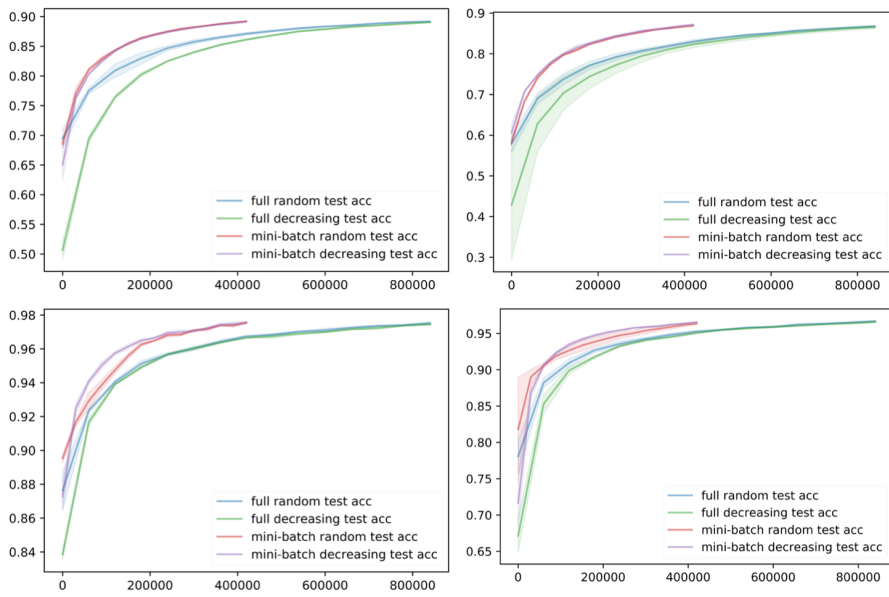


Figure 19: Test Accuracy for MNIST, sort first

The following results are from experiments for Fashion MNIST Data Set:

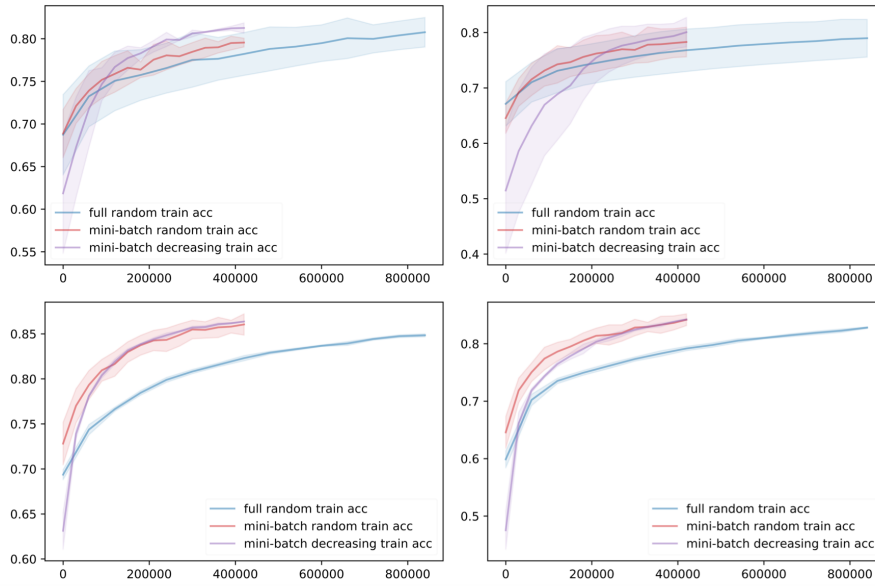


Figure 20: Train Accuracy for Fashion MNIST, sort within

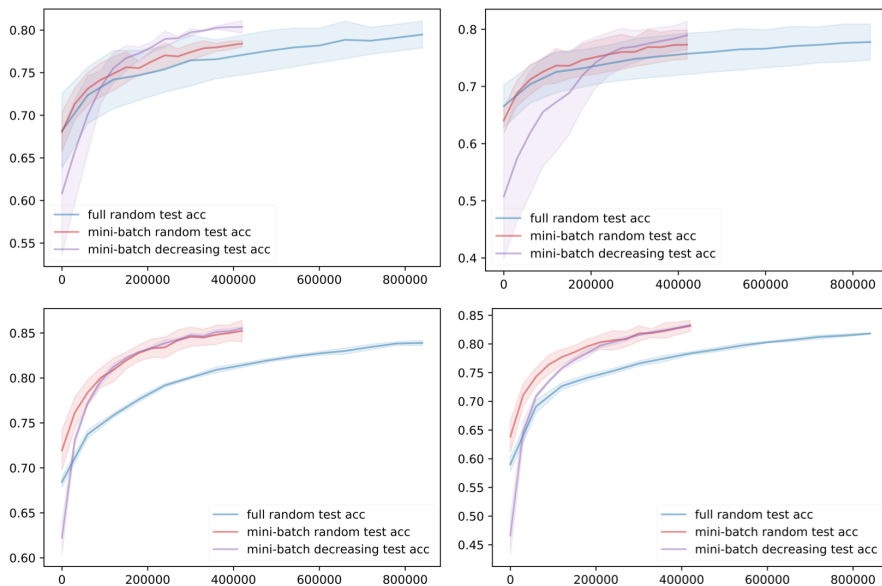


Figure 21: Test Accuracy for Fashion MNIST, sort within

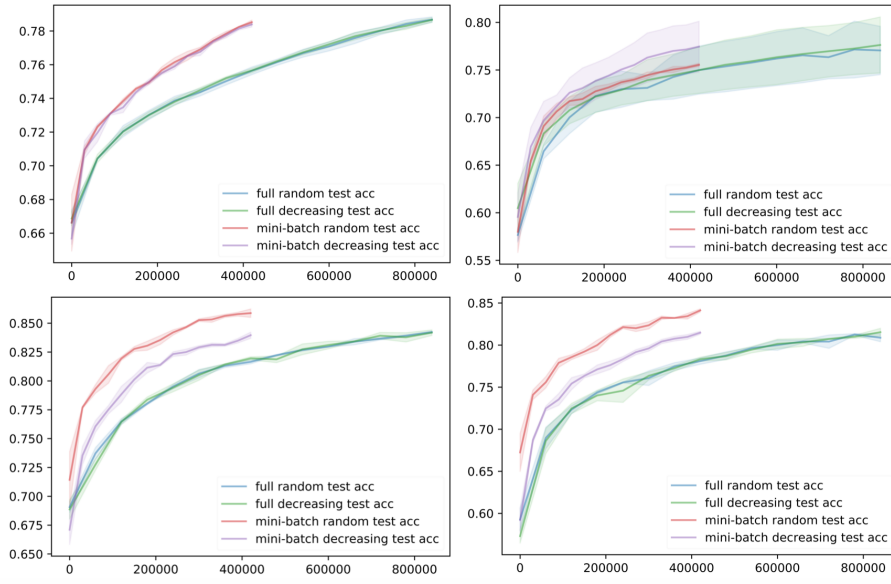


Figure 22: Train Accuracy for Fashion MNIST, sort first

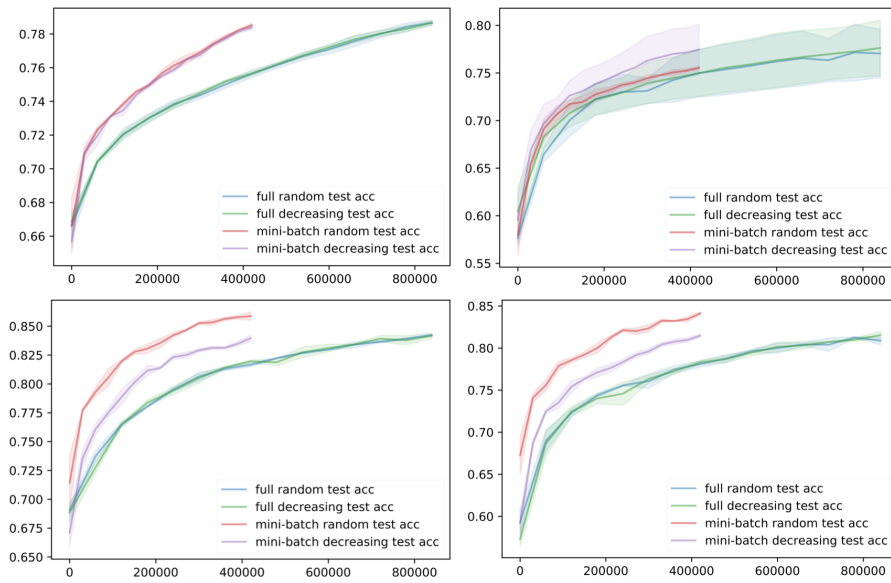


Figure 23: Test Accuracy for Fashion MNIST, sort first

6.6 Full Results for Experiments on Neural Networks with CIFAR Data Sets

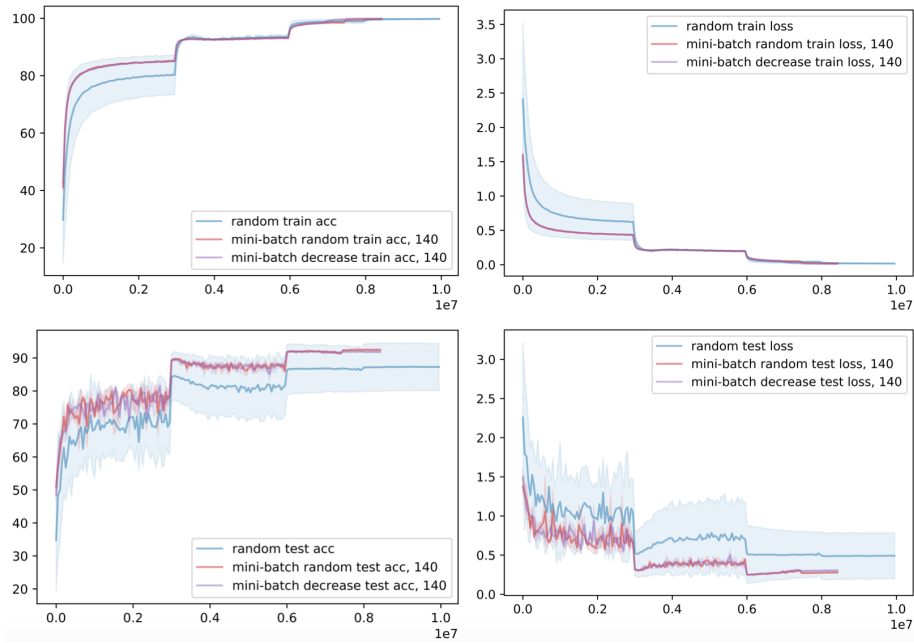


Figure 24: CIFAR-10 RESNET20 Full Plot, sort first

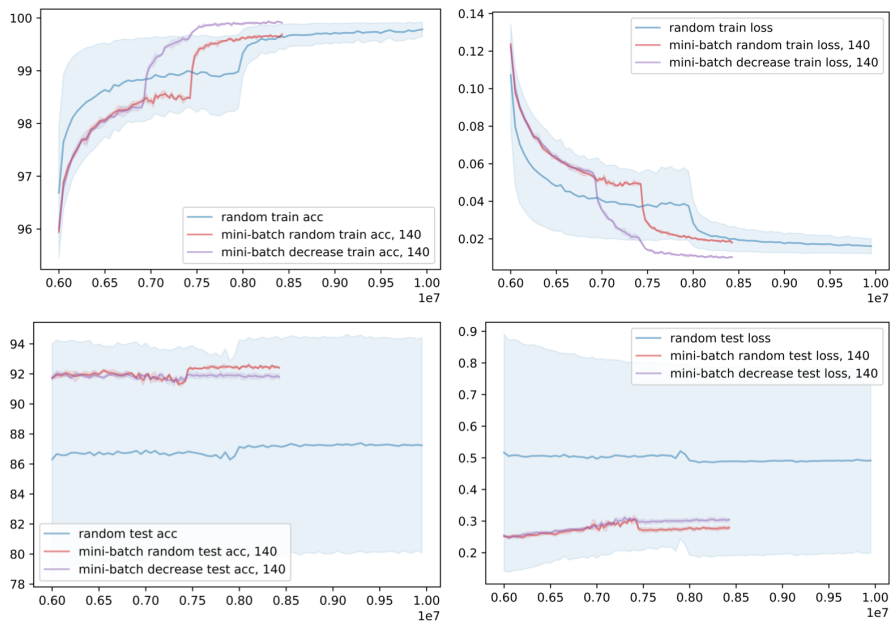


Figure 25: CIFAR-10 RESNET20 From Epoch 120, sort first

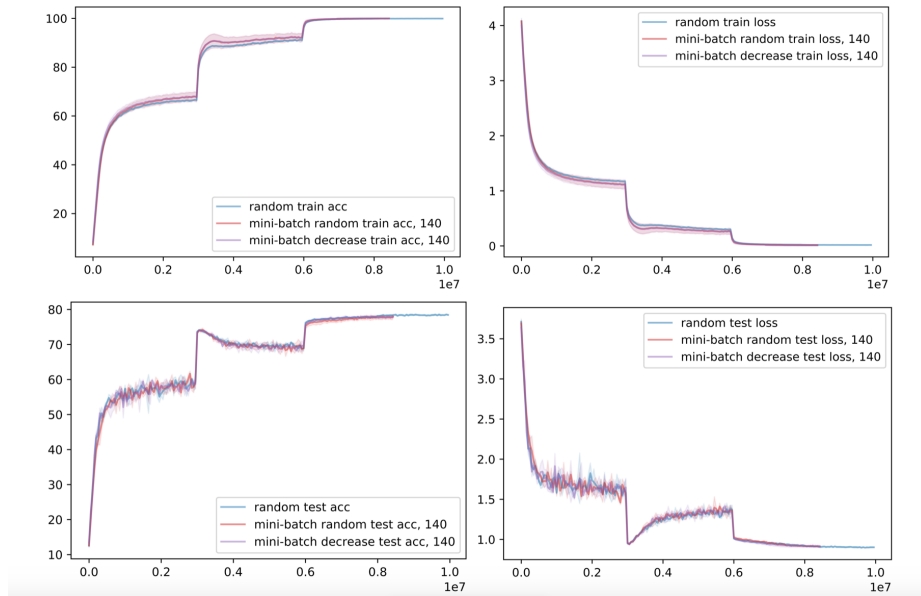


Figure 26: CIFAR-100 RESNET18 Full Plot, sort first

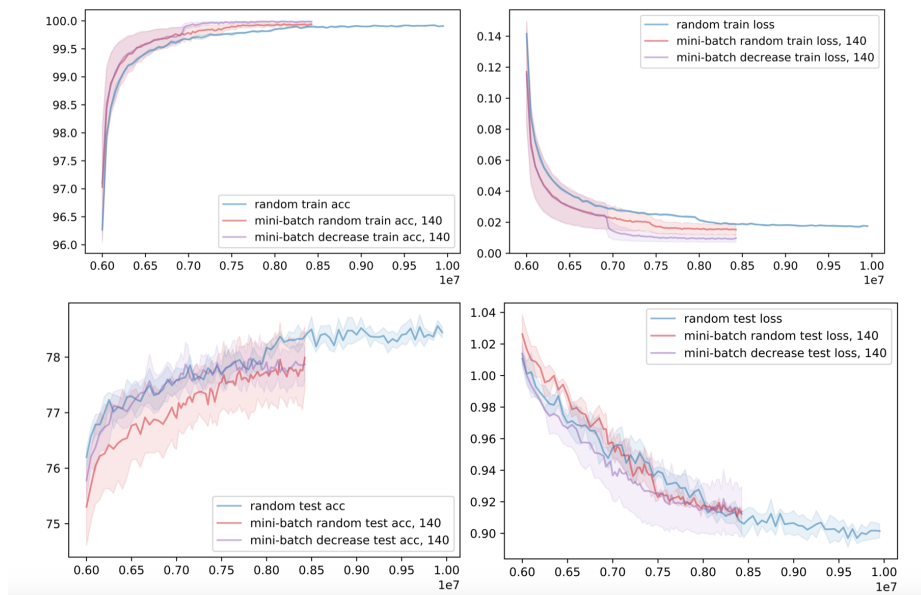


Figure 27: CIFAR-100 RESNET18 From Epoch 120, sort first

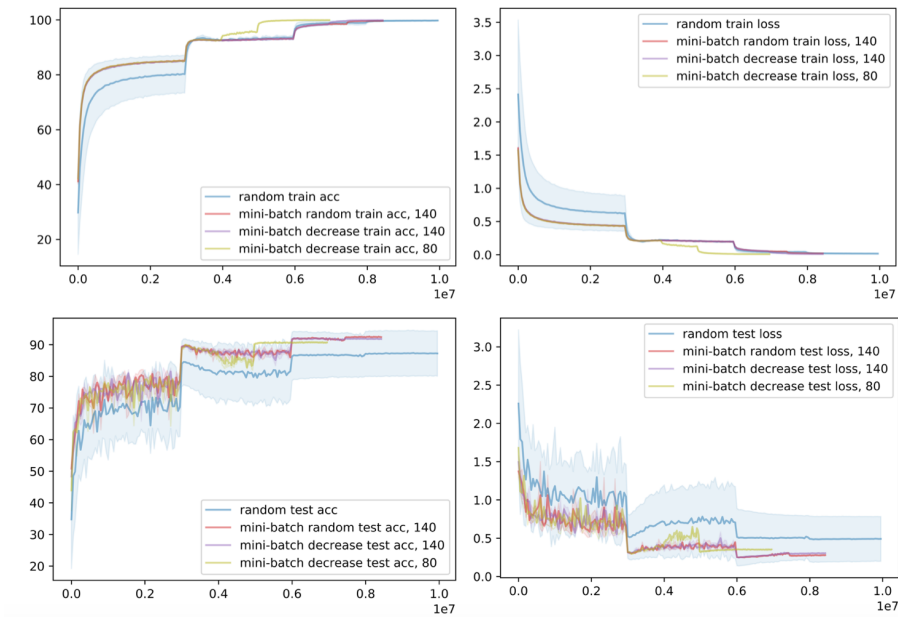


Figure 28: CIFAR-10 RESNET20: Start Ordering at Epoch 80, Full, sort first

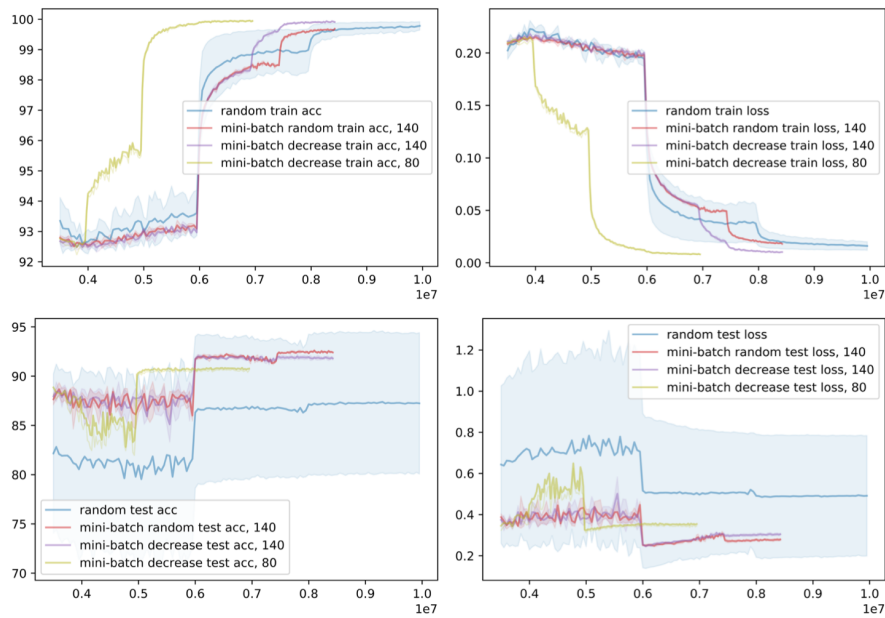


Figure 29: CIFAR-10 RESNET20: Start Ordering at Epoch 80, From Epoch 70, sort first

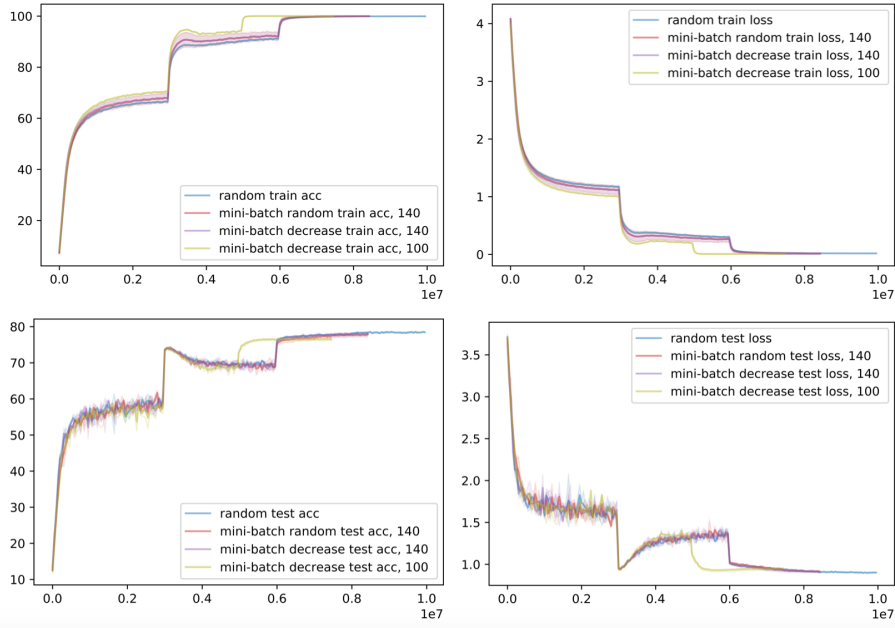


Figure 30: CIFAR-100 RESNET18: Start Ordering at Epoch 100, Full, sort first

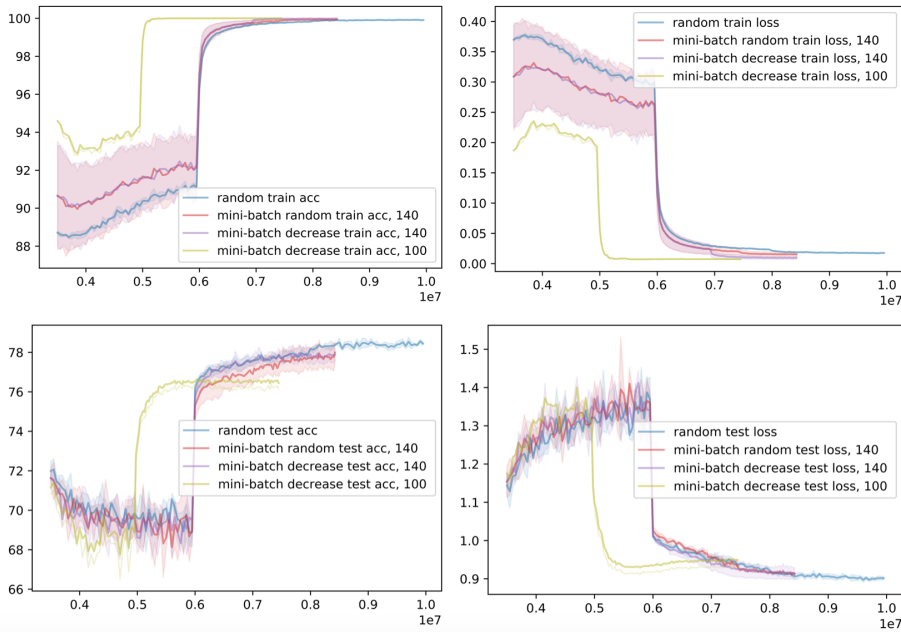


Figure 31: CIFAR-100 RESNET18: Start Ordering at Epoch 100, From Epoch 70, sort first

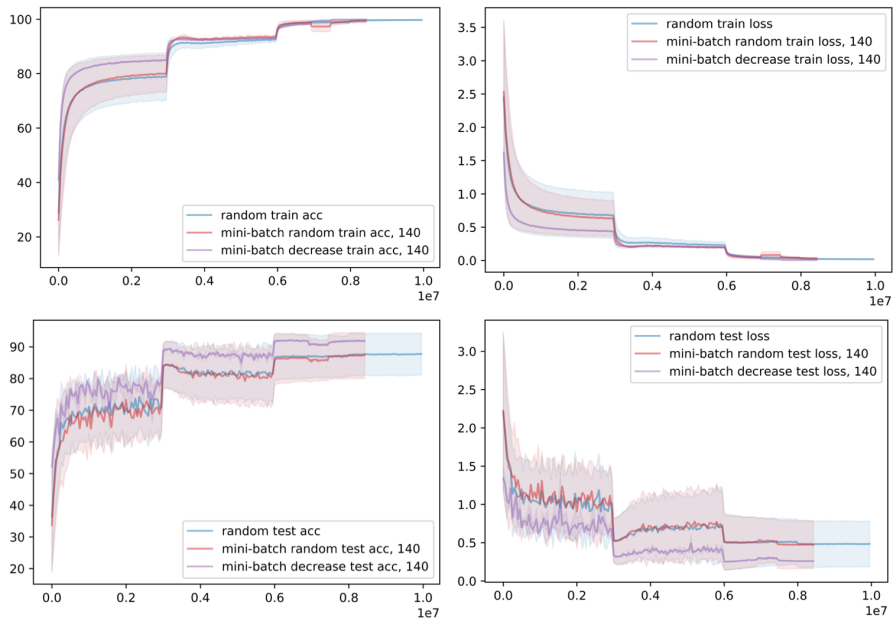


Figure 32: CIFAR-10 RESNET20 Full Plot, sort within

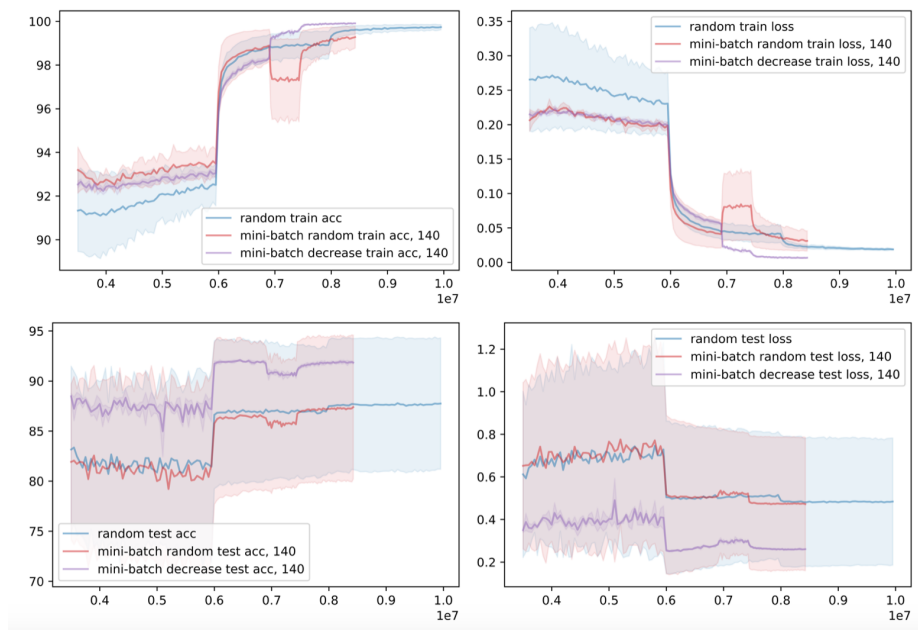


Figure 33: CIFAR-10 RESNET20 From Epoch 120, sort within

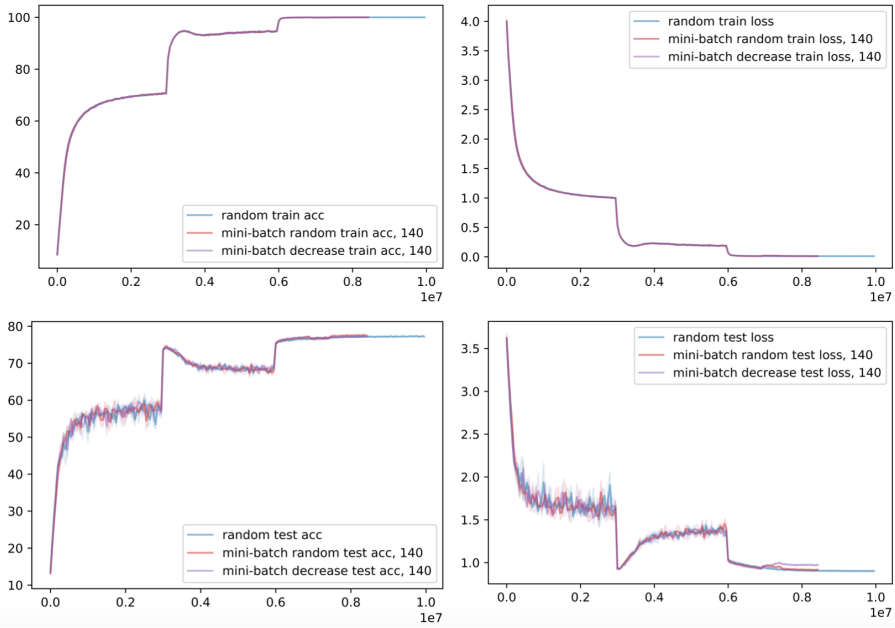


Figure 34: CIFAR-100 RESNET18 Full Plot, sort within

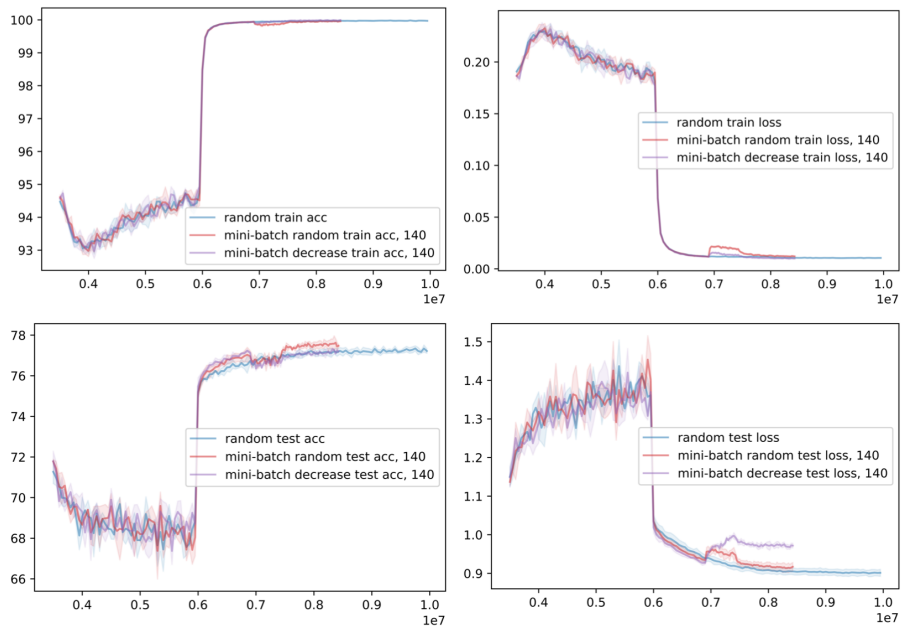


Figure 35: CIFAR-100 RESNET18 From Epoch 120, sort within

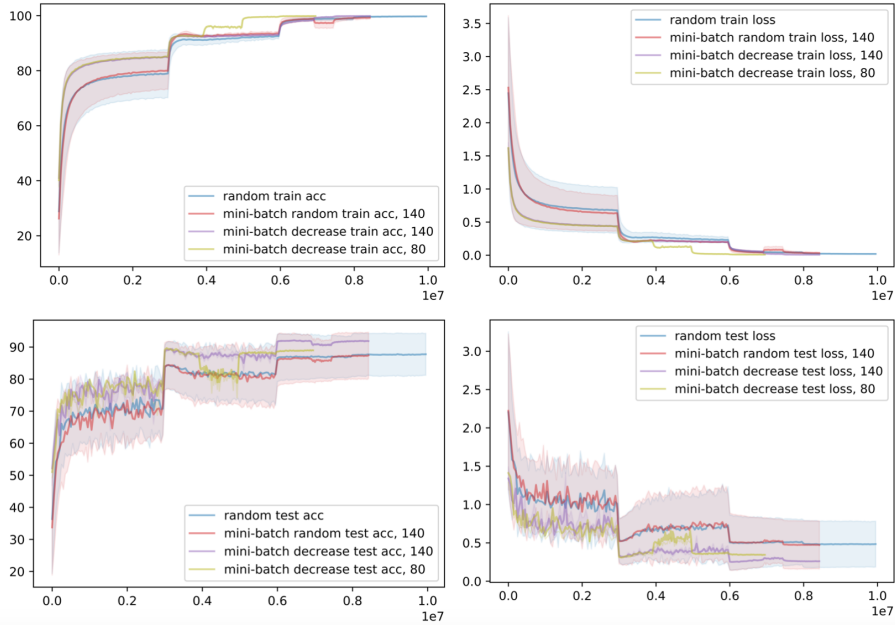


Figure 36: CIFAR-10 RESNET20: Start Ordering at Epoch 80, Full, sort within

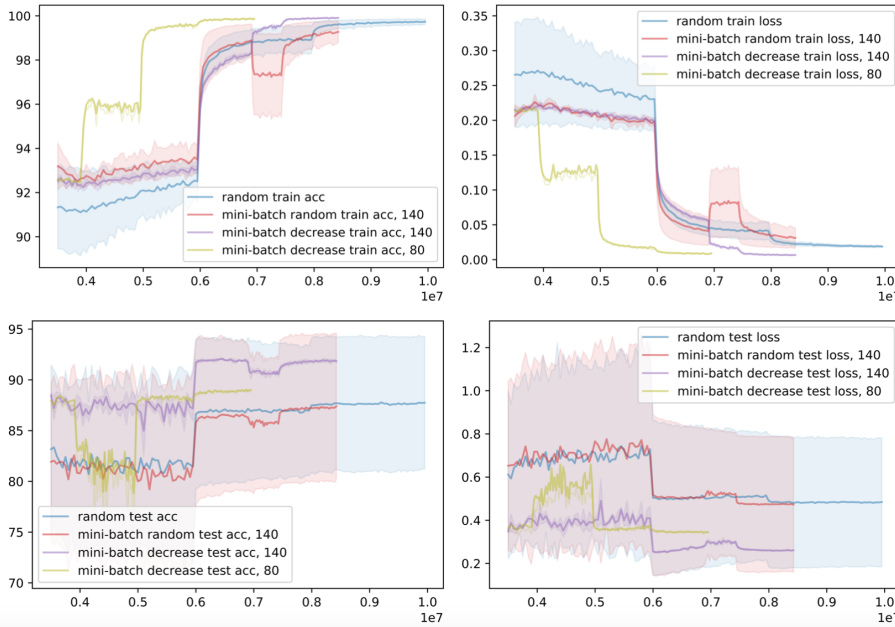


Figure 37: CIFAR-10 RESNET20: Start Ordering at Epoch 80, From Epoch 70, sort within

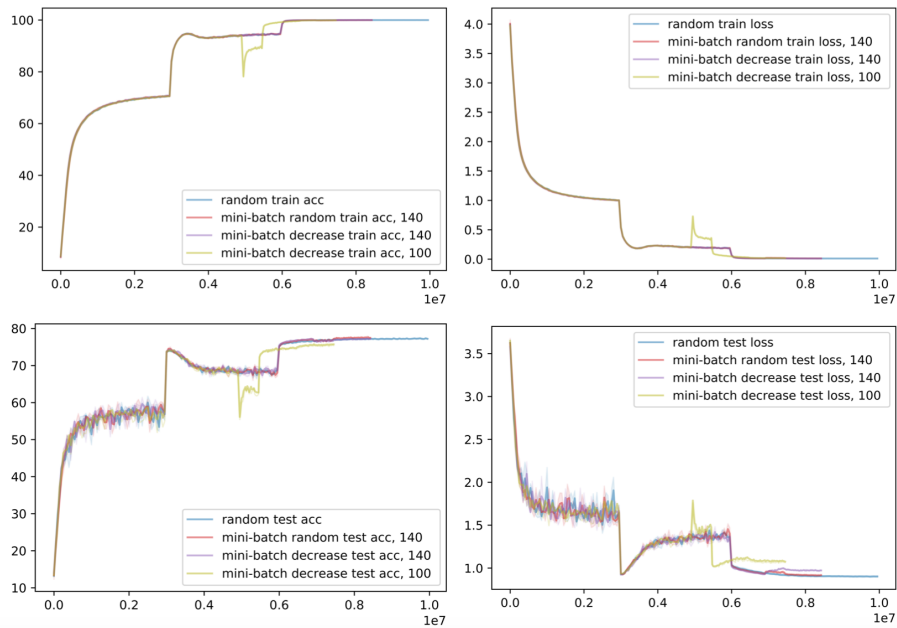


Figure 38: CIFAR-100 RESNET18: Start Ordering at Epoch 100, Full, sort within

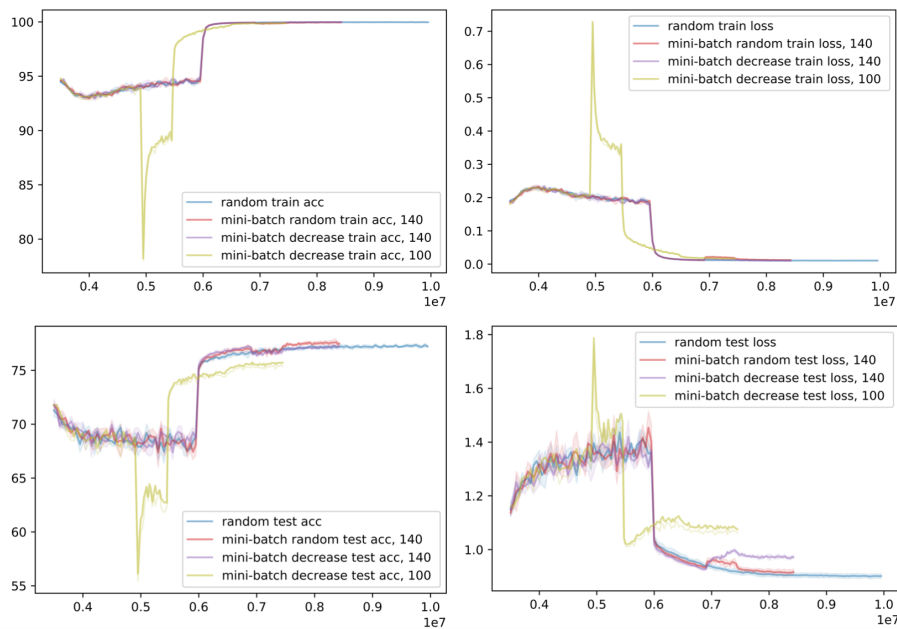


Figure 39: CIFAR-100 RESNET18: Start Ordering at Epoch 100, From Epoch 70, sort within