
A Lotka–Volterra type model analyzed through different techniques*

Jorge Pinto¹, Sandra Vaz², and Delfim F. M. Torres^{3,4,†}

¹ Department of Mathematics, University of Aveiro,
3810-193 Aveiro, Portugal, jorge.a.pinto@ua.pt

² Center of Mathematics and Applications (CMA-UBI),
Department of Mathematics, University of Beira Interior,
6201-001 Covilhã, Portugal, svaz@ubi.pt

³ Center for Research and Development in Mathematics and Applications
(CIDMA), Department of Mathematics, University of Aveiro,
3810-193 Aveiro, Portugal, delfim@ua.pt

⁴ Research Center in Exact Sciences (CICE), Faculty of Sciences and Technology
(FCT), University of Cape Verde (Uni-CV), 7943-010 Praia, Cape Verde,
delfim@unicv.cv

Summary. We consider a modified Lotka–Volterra model applied to the predator-prey system that can also be applied to other areas, for instance the bank system. We show that the model is well-posed (non-negativity of solutions and conservation law) and study the local stability using different methods. Firstly we consider the continuous model, after which the numerical schemes of Euler and Mickens are investigated. Finally, the model is described using Caputo fractional derivatives. For the fractional model, besides well-posedness and local stability, we prove the existence and uniqueness of solution. Throughout the work we compare the results graphically and present our conclusions. To represent graphically the solutions of the fractional model we use the modified trapezoidal method that involves the modified Euler method.

Key words: Lotka–Volterra model; Non-negativity of solutions; Stability; Mickens discretization; Fractional calculus.

MSC Classification 2020: 34A08, 65L10, 65L12, 65L20, 65L70.

1 Introduction

The Lotka–Volterra model arised in the middle of 20's of the XX century, by the mathematician Vito Volterra (1860–1940), who intended to explain the oscillatory

*Accepted 22-June-2023 for publication in a Springer Book.

†Corresponding author: delfim@ua.pt

levels of certain fish catches in the Adriatic sea [18]. At the same time, the biophysicist Alfred Lotka (1880–1949) studied the same interaction predator-prey and published the book “Elements of Physical Biology” [25]. The Lotka model was similar to the Volterra one, and the predator-prey model is nowadays called the Lotka–Volterra model [7, 11].

The Lotka–Volterra model is a nonlinear population model that has several applications, from epidemiology [2, 22], to biology [18] or economics [9], among others. Sumarti, Nurfitriyana and Nurwenda, in 2014, applied the continuous Lotka–Volterra model with several interaction laws to the banking system and studied the local stability of the equilibrium points [23]. Here we consider a particular case of the Lotka–Volterra model where the growth behavior of one of the species is not exponential but logistic. Precisely, the model that we are going to study is the following one:

$$\begin{cases} {}^c D^\sigma D(t) = \alpha D(t) \left(1 - \frac{D(t)}{C}\right) - pD(t)L(t), \\ {}^c D^\sigma L(t) = pD(t)L(t) - \beta L(t), \quad 0 < \sigma \leq 1, \end{cases} \quad (1)$$

where $D(t)$ represents the prey population in the instant t and $L(t)$ represents the predator population in time t . The value C represent the carrying capacity or the “ideal” capacity of the prey, α represents the growth rate of the prey, and β represents the decay of the predators in the absence of the prey. On the other hand, the parameter p represents the interaction rate between the species. In fractional calculus, several notions of differentiation are available, such as the Grünwald–Letnikov derivative [10], the Riemann–Liouville derivative [10], or the Caputo derivative [4, 5], among others. Here we consider fractional differentiation in the Caputo sense: the model is expressed in terms of the Caputo fractional derivative ${}^c D^\sigma$. If $\sigma = 1$, then we recover the standard derivative of order one: ${}^c D^1 D(t) = \dot{D}(t)$ [3].

For most nonlinear models, it is not possible to obtain the exact solution, so numerical schemes are important to obtain numerical approximations and to obtain a graphical representation of the solutions. There are several numerical methods, some of them standard, while others are nonstandard. For instance, Euler and Heun methods are standard methods of discretization while Mickens’ method is an example of a nonstandard scheme [8, 13, 14, 15, 16].

In Section 2, we analyze the equilibrium points of (1) and their local stability in the case $\sigma = 1$. Afterwards, in Section 3, we discretize the model using the Euler numerical scheme [8], and in Section 4 the Mickens numerical scheme [13, 14, 15, 16, 17], analyzing the dynamical consistency with the continuous model (1). We proceed with Section 5, using fractional calculus to study (1) for $0 < \sigma < 1$: we prove the existence and uniqueness of a positive solution (Proposition 2) and the conservation law (Theorem 4); we determine the local stability of the equilibrium points of the system (Section 5.5); and we represent the solutions graphically (Section 5.6). For the fractional derivative, it is necessary to use suitable numerical schemes. Here we use the modified trapezoidal method that involves the modified Euler scheme [1, 19]. We end our work representing graphically some of the solutions for the different methods, comparing them, and with Section 6 conclusion. All our numerical simulations were done using **Mathematica** version 12.1.

2 The Modified Lotka–Volterra Model

In this section, we determine the feasible region for model (1) with $\sigma = 1$, the equilibrium points, and their local stability.

2.1 Model description

In the model we have two populations. The variable $D(t)$ represents the prey population that, in the absence of predation, grows in the logistic way. The predator population, $L(t)$, in case of absence of any prey for sustenance, dies with exponential decay. The model is reasonable since in the physical world the populations are not infinite, so using the logistic function makes sense instead of exponential growth:

$$\begin{cases} \dot{D} = \alpha D \left(1 - \frac{D}{C}\right) - pDL, \\ \dot{L} = pDL - \beta L. \end{cases} \quad (2)$$

Throughout the text, we consider two hypothesis:

- (P₁) $0 < \alpha < \beta < pC < 1$;
- (P₂) all the initial conditions are positive.

The first condition is necessary for the existence of non-negative equilibrium points. We use the parameter C , the carrying capacity, in our computations, but it will be replaced by $C = 1$ when necessary. In that case D and L represent a fraction of C .

In our model, if $\alpha = 0$, then

$$\begin{cases} \dot{D} = -pDL, \\ \dot{L} = pDL - \beta L, \end{cases}$$

and the prey population tends to extinction, which implies that the predator population will also be extinct because they do not have what to eat.

Assuming the prey is the only food resource for the predators, and the predators do not migrate looking for other place to live, if $p = 0$, then

$$\begin{cases} \dot{D} = \alpha D \left(1 - \frac{D}{C}\right), \\ \dot{L} = -\beta L, \end{cases}$$

and there is no interaction between the two species. This means that the predator population will be extinct and the prey will approach the carrying capacity C .

2.2 Non-negativity of solutions and conservation law

Model (2) is a populational model so it has to satisfy some properties, namely the non-negativity of the solutions and the conservation law.

Roughly speaking, Proposition 1 asserts that the prey and predator populations are always non-negative.

Proposition 1. *Under hypotheses (P_1) and (P_2) , the solutions of system (2) are non-negative for all $t > 0$, that is, the solutions are in*

$$\Omega_+ = \{(D, L) \in (\mathbb{R}_0^+)^2 : D \geq 0, L \geq 0\}.$$

Proof. Considering the first equation of (2),

$$\frac{dD}{dt} = \alpha D \left(1 - \frac{D}{C}\right) - pDL \Leftrightarrow \frac{dD}{D} = \left[\alpha \left(1 - \frac{D}{C}\right) - pL \right] dt,$$

and integrating both sides we get

$$D(T) = D_1 \exp \int_0^T \alpha \left(1 - \frac{D}{C}\right) - pL dt \geq 0, \quad D_1 = e^{D_0}.$$

Analogously, considering the second equation of (2),

$$\frac{dL}{dt} = L(pD - \beta),$$

and we have

$$L(T) = L_1 \exp \int_0^T pD - \beta dt \geq 0, \quad L_1 = e^{L_0}.$$

Therefore, $(D, T) \in \Omega_+$. □

Theorem 1. *Let $M = \max\{D(0), C\}$. If hypotheses (P_1) and (P_2) hold, then the feasible region is given by*

$$\Omega = \left\{ (D, L) \in (\mathbb{R}_0^+)^2 : 0 \leq D \leq M \text{ and } 0 \leq D + L \leq \left(\frac{\alpha + 4\beta}{4\beta} \right) M \right\},$$

that is, any solution that starts in Ω remains in Ω .

Proof. Considering the first equation of (2),

$$\frac{dD}{dt} = \alpha D \left(1 - \frac{D}{C}\right) - pDL \Rightarrow \frac{dD}{dt} \leq \alpha D \left(1 - \frac{D}{C}\right) \Leftrightarrow \frac{dD}{D \left(1 - \frac{D}{C}\right)} \leq \alpha dt.$$

Integrating both sides,

$$\int \frac{1}{D} dD - \int \frac{-\frac{1}{C}}{1 - \frac{D}{C}} dD \leq \alpha t + k \Leftrightarrow D(t) \leq \frac{C_1 \exp^{\alpha t}}{1 + \frac{C_1}{C} \exp^{\alpha t}}.$$

If $D(0) = D_0$, then $C_1 = \frac{D_0}{1 - \frac{D_0}{C}}$. Thus,

$$D(t) \leq \frac{D_0 \exp^{\alpha t}}{1 - \frac{D_0}{C} (1 - \exp^{\alpha t})},$$

that is, $\lim_{t \rightarrow \infty} D(t) = C$ and $\lim_{t \rightarrow 0} D(t) = D_0$. Let $W(t) = D(t) + L(t)$. Then,

$$\begin{aligned}\frac{dW}{dt} &= \frac{dD}{dt} + \frac{dL}{dt} \\ &= \alpha D \left(1 - \frac{D}{C}\right) + \beta D - \beta D - \beta L \\ &= \alpha D \left(1 - \frac{D}{C}\right) + \beta D - \beta W.\end{aligned}$$

If $f(D) = \alpha D \left(1 - \frac{D}{C}\right)$, then $\bar{D} = \frac{C}{2}$, which is a critical point that is the maximum. Therefore, $f(\bar{D}) = \frac{\alpha C}{4}$ and

$$\begin{aligned}\frac{dW}{dt} &\leq \frac{\alpha C}{4} + \beta D - \beta W, \\ \frac{dW}{dt} &\leq \left(\frac{\alpha + 4\beta}{4}\right) M - \beta W, \\ \frac{dW}{dt} + \beta W &\leq \left(\frac{\alpha + 4\beta}{4}\right) M.\end{aligned}$$

Solving the differential equation,

$$W(t) \leq W_0 \exp^{-\beta t} + \left(\frac{\alpha + 4\beta}{4\beta}\right) M(1 - \exp^{-\beta t})$$

and we have $\lim_{t \rightarrow +\infty} W(t) = \left(\frac{\alpha + 4\beta}{4\beta}\right) M$. □

2.3 Stability analysis

The equilibrium points of (2) are

$$\begin{cases} \dot{D} = 0, \\ \dot{L} = 0, \end{cases} \Leftrightarrow \begin{cases} \bar{D} = 0, \\ \bar{L} = 0, \end{cases} \vee \begin{cases} \bar{D} = C, \\ \bar{L} = 0, \end{cases} \vee \begin{cases} \bar{D} = \frac{\beta}{p}, \\ \bar{L} = \frac{\alpha}{p} \left(1 - \frac{\beta}{pC}\right). \end{cases}$$

We obtain three equilibrium points:

$$e_1 = (0, 0), \quad e_2 = (C, 0), \quad e_3 = \left(\frac{\beta}{p}, \frac{\alpha}{p} \left(1 - \frac{\beta}{pC}\right)\right).$$

The equilibrium e_1 means both populations tend to extinction; and e_2 means the prey population tend to C and the predators population tend to extinction. It is important to note that the equilibrium point e_3 only exists if $1 - \frac{\beta}{pC} > 0$, which is one of the relations in (P_1) , meaning that the prey population tends to $\frac{\alpha}{\beta}$ and the predator population tends to $\frac{\alpha}{p} \left(1 - \frac{\beta}{pC}\right)$.

To study the local stability, we linearize the system. The Jacobian matrix is

$$J = \begin{bmatrix} \alpha \left(1 - 2\frac{D}{C}\right) - pL & -pD \\ pL & pD - \beta \end{bmatrix}.$$

In $e_1 = (0, 0)$,

$$J(e_1) = \begin{bmatrix} \alpha & 0 \\ 0 & -\beta \end{bmatrix}$$

and so

$$P(\lambda) = \det(J(e_1) - \lambda Id) = (\alpha - \lambda)(-\beta - \lambda).$$

The eigenvalues are $\lambda_1 = \alpha$ and $\lambda_2 = -\beta$. By hypothesis (P_1) , $\lambda_1 > 0$ and $\lambda_2 < 0$. This means e_1 is a *saddle point*.

In $e_2 = (C, 0)$,

$$J(e_2) = \begin{bmatrix} -\alpha & -pC \\ 0 & pC - \beta \end{bmatrix}$$

and

$$P(\lambda) = \det(J(e_2) - \lambda Id) = (-\alpha - \lambda)(pC - \beta - \lambda).$$

The eigenvalues are $\lambda_1 = -\alpha$ and $\lambda_2 = -\beta + pC$. From (P_1) it can be seen that $\lambda_1 < 0$ and $\lambda_2 > 0$. Once again, e_2 is a *saddle point*.

For $e_3 = \left(\frac{\beta}{p}, \frac{\alpha}{p} \left(1 - \frac{\beta}{pC}\right)\right)$,

$$J(e_3) = \begin{bmatrix} -\frac{\alpha\beta}{pC} & -\beta \\ \alpha \left(1 - \frac{\beta}{pC}\right) & 0 \end{bmatrix}$$

and

$$P(\lambda) = \det(J(e_3) - \lambda Id) = \lambda^2 + \frac{\alpha\beta}{pC}\lambda + \beta\alpha \left(1 - \frac{\beta}{pC}\right).$$

By the Routh–Hurwitz criterion and hypothesis (P_1) , all coefficients are greater than zero and we conclude that all the roots are negative. Therefore, e_3 is a *sink* or *asymptotically stable*.

2.4 Graphical analysis

Throughout the work, we represent graphically the solutions, under different initial conditions, and compare the different methods, visualizing the similarities and differences. In our simulations, for comparison reasons, the parameters will always be $C = 1$, $a = 0.05$, $b = 0.3$, and $p = 0.4$.

In Figure 1, the continuous model (1) is represented using different initial conditions. We see that if $(D_0, L_0) = (0.2, 0.3)$, then the predators tend to extinction and the prey population increase. When the prey tend to the carrying capacity, then the predators population increase, converging to e_3 . On the other hand, if $(D_0, L_0) = (0, 0.5)$, and since the prey are extinct, the predators tend to extinction because of absence of food. Finally, if $(D_0, L_0) = (0.85, 0.1)$, then the population of prey and predators tend to e_3 .

Figure 2 corresponds to initial conditions $(D_0, L_0) = (0.2, 0.3)$ and will be used for comparison with the other models in the sequel.

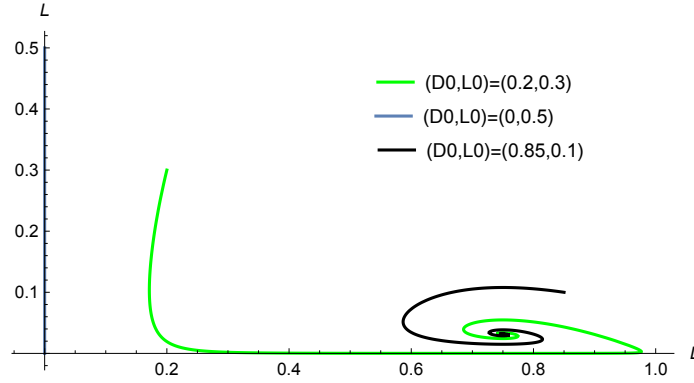


Fig. 1. Continuous model (1) with different initial conditions.

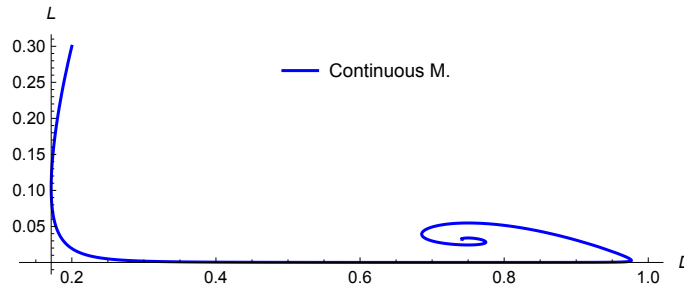


Fig. 2. Continuous model (1) with $(D_0, L_0) = (0.2, 0.3)$.

3 Euler's Numerical Scheme

Leonhard Euler (1707–1783) presented his method, now known as the Euler method, in *Institutionum calculi integralis* (1768-1770). Euler's method is an iterative process for approximating the solution of a problem. In other words, given an ordinary first-order differential equation or system, with known initial condition, Euler's method give us a way to determine an approximated numerical solution. Let us consider $y' = f(t, y)$, $y(t_0) = y_0$, and $t \in [a, b]$, and let us compute the Taylor series for $t = t_1 = t_0 + h$:

$$y(t_1) \approx y_1 = y_0 + hf(t_0, y_0) + \frac{h^2}{2} f'(t_0, y_0) + \dots + \frac{h^k}{k!} f^{(k-1)}(t_0, y_0),$$

where $f^{(j)}(t_0, y_0) = \frac{d^j f}{dt^j}(t_0, y_0)$. The following explicit method with uniform step-size h allow us to obtain approximated solutions $y_i \approx y(t_i)$:

$$\begin{aligned} y_0 &= y(t_0), \\ y(t_{i+1}) &\approx y_{i+1} = y_i + hf(t_i, y_i), \quad i = 0, \dots, n. \end{aligned} \tag{3}$$

The scheme (3) is precisely the Euler method. The step-size $h = t_{i+1} - t_i$, $i = 0, \dots, n$, is uniform and $t_i = t_0 + ih$, $i = 0, \dots, n$, where $h = \frac{b-a}{n}$. For physical

models, this method is not frequently used because it may be difficult to prove the non-negativity of the solutions. Moreover, it is also known to cause numerical instabilities and present dynamical inconsistency with the continuous model [12, 14, 21].

3.1 Model discretization

Using the concepts just introduced,

$$\begin{cases} \dot{D}(t) \approx \frac{D(t+h) - D(t)}{h}, \\ \dot{L}(t) \approx \frac{L(t+h) - L(t)}{h}, \end{cases}$$

and we get

$$\begin{cases} \frac{D_{i+1} - D_i}{h} = \alpha D_i \left(1 - \frac{D_i}{C}\right) - p D_i L_i, \\ \frac{L_{i+1} - L_i}{h} = p D_i L_i - \beta L_i, \end{cases} \\ \Leftrightarrow \begin{cases} D_{i+1} = D_i \left(\alpha h \left(1 - \frac{D_i}{C}\right) - p h L_i + 1 \right), \\ L_{i+1} = L_i (p h D_i - \beta h + 1), \end{cases} \quad (4)$$

$i \geq 0$. System (4) is the explicit discrete model by the standard Euler's scheme.

3.2 Non-negativity of solutions and conservation law

Now we prove that the discrete system (4) satisfies the non-negativity condition and the conservation law. First we prove an auxiliary lemma under the following hypothesis:

$$(H_1) \quad 1 - \beta h > 0.$$

Lemma 1. *Let h be the step-size and suppose that (P_1) and (H_1) hold. Then,*

$$\frac{1 + \alpha h}{ph} \geq C.$$

Proof. From hypotheses (P_1) and (H_1) , $0 > 1 + \alpha h - \beta h > 1 + \alpha h - Cph$ because $\beta h < Cph$. \square

Theorem 2. *If hypotheses (P_1) , (P_2) and (H_1) hold, then all solutions of system (4) are non-negative for all $n \geq 0$ with the feasible region being given by*

$$\Omega = \{(D, L) \in (\mathbb{R}_0^+)^2 : W_n = D_n + L_n \leq C\}.$$

Proof. By hypotheses (P_1) and (H_1) , we easily see that the second equation of (4),

$$L_{n+1} = L_n (1 - \beta h + p h D_n),$$

satisfy $L_{n+1} \geq 0$ for all n . Regarding the first equation, by (P_1) it follows that

$$\begin{aligned}
 D_{n+1} &= D_n \left(1 + \alpha h - h \left(\frac{\alpha}{C} D_n + p L_n \right) \right) \\
 &> D_n (1 + \alpha h - ph(D_n + L_n)) \\
 &> D_n (1 + \alpha h - phW_n).
 \end{aligned}$$

Therefore, $D_{n+1} \geq 0$ if, and only if, $1 + \alpha h - phW_n \geq 0$, that is, $W_n \leq \frac{1+\alpha h}{ph}$. Let $W_n = D_n + L_n$. By (4), we have

$$\begin{aligned}
 \frac{W_{n+1} - W_n}{h} &= \alpha D_n \left(1 - \frac{D_n}{C} \right) - \beta L_n \\
 \Leftrightarrow \frac{W_{n+1} - W_n}{h} &= \alpha D_n \left(1 - \frac{D_n}{C} \right) - \beta L_n - \beta D_n + \beta D_n \\
 \Leftrightarrow \frac{W_{n+1} - W_n}{h} &= \alpha D_n \left(1 - \frac{D_n}{C} \right) - \beta W_n + \beta D_n
 \end{aligned}$$

and from (P_1) it follows that

$$\begin{aligned}
 W_{n+1} &\leq (1 - \beta h)W_n + \beta h D_n \left(1 - \frac{D_n}{C} \right) + \beta h D_n \\
 &= (1 - \beta h)W_n + \beta h D_n \left(2 - \frac{D_n}{C} \right).
 \end{aligned}$$

Let $f(D) = \beta h D (2 - \frac{D}{C})$. Then the critical point is $\bar{D} = C$, which is a maximum, and $f(\bar{D}) = \beta h C$. Moreover, $W_{n+1} \leq (1 - \beta h)W_n + \beta h C$, that is,

$$W_{n+1} \leq (1 - \beta h)^{n+1} W_0 + C (1 - (1 - \beta h)^n).$$

Thus, $\lim_{n \rightarrow +\infty} W_{n+1} = C$, which means that $W_n \leq C \leq \frac{1 + \alpha h}{ph}$ for all $n \geq 0$. We conclude that the feasible region is

$$\Omega = \left\{ (D, L) \in \mathbb{R}_0^{+2} : 0 \leq W_n = D_n + L_n \leq C \right\}$$

and that (4) satisfies the non-negativity condition and the conservation law if (H_1) is verified. \square

3.3 Stability analysis

The stationary points of the Euler discrete system (4) are obtained from

$$\begin{cases} F(D^*) = D^*, \\ F(L^*) = L^*, \end{cases} \Leftrightarrow \begin{cases} D^* = 0, \\ L^* = 0, \end{cases} \vee \begin{cases} D^* = C, \\ L^* = 0, \end{cases} \vee \begin{cases} D^* = \frac{\beta}{p}, \\ L^* = \frac{\alpha}{p} \left(1 - \frac{\beta}{pC} \right), \end{cases}$$

that is,

$$e_1 = (0, 0), \quad e_2 = (C, 0), \quad e_3 = \left(\frac{\beta}{p}, \frac{\alpha}{p} \left(1 - \frac{\beta}{pC} \right) \right),$$

which are equal to the ones of the continuous model (2).

To study the local stability, we linearize the system. The Jacobian matrix is given by

$$J = \begin{bmatrix} \alpha h \left(1 - \frac{2D}{C}\right) - phL + 1 & -phD \\ phL & phD - \beta h + 1 \end{bmatrix}.$$

For $e_1 = (0, 0)$, the Jacobian matrix is

$$J(e_1) = \begin{bmatrix} 1 + \alpha h & 0 \\ 0 & 1 - \beta h \end{bmatrix}$$

and

$$P(\lambda) = \det(J(e_1) - \lambda Id) = (1 + \alpha h - \lambda)(1 - \beta h - \lambda).$$

The eigenvalues are $\lambda_1 = 1 + \alpha h$ and $\lambda_2 = 1 - \beta h$. By (P_1) , $\lambda_1 > 1$, and by (H_1) , $\lambda_2 < 1$. We conclude that e_1 is a *saddle point*.

For $e_2 = (C, 0)$, the Jacobian matrix is

$$J(e_2) = \begin{bmatrix} 1 - \alpha h & -phC \\ 0 & phC - \beta h + 1 \end{bmatrix}$$

and

$$P(\lambda) = \det(J(e_2) - \lambda Id) = (1 - \alpha h - \lambda)(phC - \beta h + 1 - \lambda).$$

The eigenvalues are $\lambda_1 = 1 - \alpha h$ and $\lambda_2 = -\beta h + phC + 1$. By (P_1) , we can see that $\lambda_2 > 1$ and $\lambda_1 < 1$, and thus e_2 is a *saddle point*.

For $e_3 = \left(\frac{\beta}{p}, \frac{\alpha}{p} \left(1 - \frac{\beta}{pC}\right)\right)$, the Jacobian matrix is

$$J(e_3) = \begin{bmatrix} 1 - \frac{\alpha h \beta}{pC} & -\beta h \\ \alpha h \left(1 - \frac{\beta}{pC}\right) & 1 \end{bmatrix}$$

and

$$P(\lambda) = \det(J(e_3) - \lambda Id) = \left(1 - \frac{\alpha \beta h}{pC} - \lambda\right)(1 - \lambda) + \alpha \beta h^2 \left(1 - \frac{\beta}{pC}\right).$$

From Schur–Cohn criterion for quadratic polynomials $P(x)$, if $P(1) > 0$, $P(-1) > 0$, and $|P(0)| < 1$, then all the roots are inside the unit circle (see [6, 12]). Here we have $P(1) = \alpha \beta h^2 \left(1 - \frac{\beta}{pC}\right)$, so by (P_1) we can conclude that $P(1) > 0$; while

$$P(-1) = 2 \left(2 - \frac{\alpha \beta h}{pC}\right) + \alpha \beta h^2 \left(1 - \frac{\beta}{pC}\right)$$

and by (P_1) , since $\frac{\beta}{pC} < 1 \Leftrightarrow 2 - \frac{\alpha \beta h}{pC} > 2 - \alpha h$, one has $P(-1) > 0$. Moreover,

$$P(0) = 1 - \frac{\alpha \beta h}{pC} + \alpha \beta h^2 \left(1 - \frac{\beta}{pC}\right).$$

We need to show that $P(0) > -1$. By (P_1) , and since

$$1 - \frac{\alpha\beta h}{pC} > 1 - \alpha h > 1 - \beta h > 0,$$

we have

$$P(0) = 1 - \frac{\alpha\beta h}{pC} + \alpha\beta h^2 \left(1 - \frac{\beta}{pC}\right) > 1 - \beta h + \alpha\beta h^2 \left(1 - \frac{\beta}{pC}\right) > 0 > -1$$

and to have $P(0) < 1$ we need to show that

$$-\frac{\alpha\beta}{pC}h + \alpha\beta \left(1 - \frac{\beta}{pC}\right) h^2 < 0. \tag{5}$$

Because (5) is a polynomial $g(h)$ of degree 2 with roots

$$h_1 = 0 \quad \vee \quad h_2 = \frac{1}{pC - \beta},$$

we have $P(0) < 1$ as long as $0 < h < h_2$. Therefore, we have shown that $|P(0)| < 1$ as long as $0 < h < h_2$ and, in this case, e_3 is a *sink* or *asymptotically stable*.

Under Euler’s numerical scheme, the conservation law is not straightforward and we need to impose some conditions to have dynamical consistency with the continuous model. In order for e_3 to be asymptotically stable, the step-size must be smaller than $h_2 = \frac{1}{pC - \beta}$. By (P_1) , all parameters are less than 1, so it is not a difficult condition to be attained.

3.4 Graphical analysis

For the numerical scheme of Euler, we take the time interval to be $[0, 300]$ and the step-size as $h = 0.25$.

In Figure 3, some solutions of (4), for different initial conditions, are plotted.

Figure 3 is similar to Figure 1.

In Figure 4, we compare the solution of the continuous model (2) with the one obtained by the Euler method with initial conditions $(D_0, L_0) = (0.2, 0.3)$. There are only a few mild differences between the plots, which are qualitatively the same.

4 Mickens’ Numerical Scheme

The nonstandard finite difference numerical scheme (NSFD), started by [13], is based on Mickens’ work [14, 15, 16, 17]. It was created with the goal of solving some problems produced by Euler’s method, namely numerical instabilities and the difficulty of showing the non-negativity of the solutions for physical models or dynamical inconsistency [14].

Mickens’ numerical scheme has two main rules [14]. The first is: the derivative is approximated by

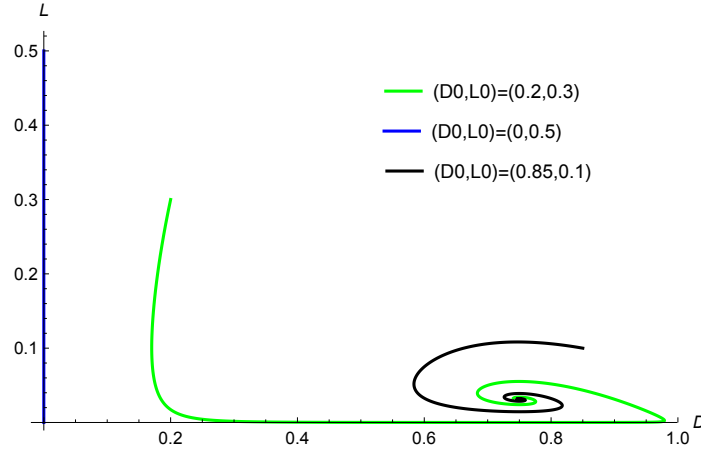


Fig. 3. Solutions to Euler's discrete model (4) with different initial conditions.

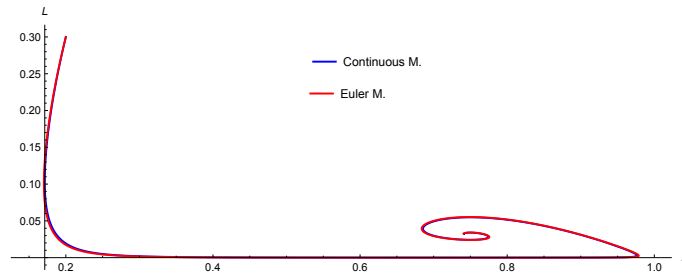


Fig. 4. Euler's method compared with the continuous model.

$$\frac{dx}{dt} \approx \frac{x_{k+1} - \varphi(h)x_k}{\psi(h)}, \quad h = \Delta t,$$

where h is the step-size, and $\varphi(h)$ and $\psi(h)$ satisfy

$$\varphi(h) = 1 + O(h^2) \quad \text{and} \quad \psi(h) = h + O(h^2).$$

The numerator function $\varphi(h)$ and the denominator function $\psi(h)$ may take different forms. Generally, $\varphi(h) = 1$, but it can be different, for instance, $\varphi(h) = \cos(\lambda h)$; while $\psi(h)$ can be, for example, $\psi(h) = \frac{1 - e^{-\lambda h}}{\lambda}$, where λ is a parameter that appears in the model.

The second main rule of Mickens' numerical scheme is: the linear and nonlinear terms may require a non-local representation. For examples of such non-local representations see, e.g., [14, 15, 16].

4.1 Model discretization

Applying the Mickens rules,

$$\begin{cases} \dot{D}(t) & \approx \frac{D((i+1)h) - D(ih)}{\phi(h)} = \frac{D_{i+1} - D_i}{\phi(h)}, \\ \dot{L}(t) & \approx \frac{L((i+1)h) - L(ih)}{\phi(h)} = \frac{L_{i+1} - L_i}{\phi(h)}. \end{cases}$$

By [17], if the populations have to satisfy a conservation law, then the denominator function is obtained by the conservation law of the continuous model (1). We have seen that

$$\dot{W} = \left(\frac{\alpha + 4\beta}{4\beta} \right) M - \beta W,$$

so the denominator function is chosen to be $\phi(h) = \frac{1 - e^{-\beta h}}{\beta}$. For simplification in writing, in this work we denote $\phi := \phi(h)$.

The discrete model obtained from Mickens method is then given by

$$\begin{cases} \frac{D_{i+1} - D_i}{\phi} & = \alpha D_i \left(1 - \frac{D_{i+1}}{C} \right) - p D_{i+1} L_i, \\ \frac{L_{i+1} - L_i}{\phi} & = p D_{i+1} L_i - \beta L_{i+1}, \end{cases} \\ \Leftrightarrow \begin{cases} D_{i+1} & = \frac{(\alpha\phi + 1)D_i}{1 + p\phi L_i + \frac{\alpha\phi D_i}{C}}, \\ L_{i+1} & = \frac{(p\phi D_{i+1} + 1)L_i}{1 + \beta\phi}, \end{cases} \quad (6)$$

for $i \geq 0$. The explicit discrete model is

$$\begin{cases} D_{i+1} & = \frac{(\alpha\phi + 1)D_i}{1 + p\phi L_i + \frac{\alpha\phi D_i}{C}}, \\ L_{i+1} & = \left(\frac{p\phi(\alpha\phi + 1)D_i}{1 + p\phi L_i + \frac{\alpha\phi D_i}{C}} + 1 \right) \frac{L_i}{1 + \beta\phi}, \end{cases} \quad (7)$$

for $i \geq 0$.

4.2 Non-negativity of solutions and conservation law

If the initial conditions are non-negative, by (P_1) , and the direct observation of (6), we have the non-negativity of the solutions. In the next result, for practical reasons, we consider $C = 1$.

Theorem 3. *Under hypotheses (P_1) and (P_2) , if $C = 1$ and $\xi = 1 + \alpha\phi$, then*

$$\Omega = \left\{ (D, L) \in (\mathbb{R}_0^+)^2 : 0 \leq D_n \leq 1 \quad \text{and} \quad W_n \leq 1 \leq \frac{4\alpha^2 + \xi\beta^2}{4\alpha\beta} \right\},$$

where $W_n = D_n + L_n$.

Proof. By the first equation of (6), we have

$$D_{n+1} = \frac{(1 + \alpha\phi)D_n}{1 + p\phi L_n + \alpha\phi D_n} < \frac{(1 + \alpha\phi)D_n}{1 + \alpha\phi D_n}$$

for some $n > 0$ and

$$\lim_{n \rightarrow +\infty} \frac{(1 + \alpha\phi)D_n}{1 + \alpha\phi D_n} = 1.$$

Thus, $0 \leq D_n \leq 1$. Adding the equations of (6) we have

$$\begin{aligned} \frac{W_{n+1} - W_n}{\phi} &= \alpha D_n - \alpha D_n D_{n+1} - \beta L_{n+1} - \beta D_{n+1} + \beta D_{n+1} \\ &= \alpha D_n + D_{n+1}(-\alpha D_n + \beta) - \beta W_{n+1} \\ &\leq \alpha D_n + \beta D_{n+1} \left(1 - \frac{\alpha}{\xi\beta} D_{n+1}\right) - \beta W_{n+1}. \end{aligned}$$

Let $f(D) = \beta D \left(1 - \frac{D}{K}\right)$, where $K = \frac{\xi\beta}{\alpha}$. Then, $\bar{D} = \frac{K}{2}$ is the critical point and maximizer, so that $f(D)$ attains its maximum at $f(\bar{D}) = \frac{K\beta}{4}$. Therefore,

$$\begin{aligned} \frac{W_{n+1} - W_n}{\phi} &\leq \alpha + \frac{K\beta^2}{4} - \beta W_{n+1}, \\ W_{n+1} &\leq \frac{A}{1 + \beta\phi} + \frac{W_n}{1 + \beta\phi}, \end{aligned}$$

where $A = \alpha + \frac{\beta K}{4} = \frac{4\alpha^2 + \beta^2 \xi}{4\alpha}$. We conclude that

$$\begin{aligned} W_{n+1} &\leq \left(\frac{1}{1 + \beta\phi}\right)^{n+1} W_0 + \frac{A\phi}{1 + \beta\phi} \left(\frac{1 - \left(\frac{1}{1 + \beta\phi}\right)^n}{1 - \frac{1}{1 + \beta\phi}}\right) \\ &\leq \left(\frac{1}{1 + \beta\phi}\right)^{n+1} W_0 + \frac{A}{\beta} \left(1 - \left[\frac{1}{1 + \beta\phi}\right]^n\right) \end{aligned}$$

$$\text{and } \lim_{n \rightarrow +\infty} W_{n+1} = \frac{4\alpha^2 + \xi\beta^2}{4\alpha\beta}. \quad \square$$

Considering hypothesis (P_1) , $\phi(h) = h + O(h^2)$ and $\xi = 1 + \alpha\phi$, and it is reasonable to consider $1 < \xi < 2$.

4.3 Stability analysis

The stationary points of the discrete system (6) are:

$$\begin{cases} F(D^*) = D^* \\ F(L^*) = L^* \end{cases} \Leftrightarrow \begin{cases} D^* = 0, \\ L^* = 0, \end{cases} \vee \begin{cases} D^* = C, \\ L^* = 0, \end{cases} \vee \begin{cases} D^* = \frac{\beta}{p}, \\ L^* = \frac{\alpha}{p} \left(1 - \frac{\beta}{pC}\right). \end{cases}$$

The stationary points are equal to the ones of the continuous model (1):

$$e_1 = (0, 0), \quad e_2 = (C, 0), \quad e_3 = \left(\frac{\beta}{p}, \frac{\alpha}{p} \left(1 - \frac{\beta}{pC}\right)\right).$$

Once more, to study the local stability, we linearize the system. The Jacobian matrix of (7) is given by

$$J(D, L) = \begin{bmatrix} \frac{(1 + \alpha\phi)(1 + p\phi L)}{\left(1 + p\phi L + \frac{\alpha\phi D}{C}\right)^2} & -\frac{(1 + \alpha\phi)p\phi D}{\left(1 + p\phi L + \frac{\alpha\phi D}{C}\right)^2} \\ \frac{p\phi L(1 + \alpha\phi)(1 + p\phi L)}{(1 + \beta\phi)\left(1 + p\phi L + \frac{\alpha\phi D}{C}\right)^2} & \frac{1}{1 + \beta\phi} \left(1 + \frac{p\phi(1 + \alpha\phi)D\left(1 + \frac{\alpha\phi D}{C}\right)}{\left(1 + p\phi L + \frac{\alpha\phi D}{C}\right)^2}\right) \end{bmatrix}.$$

For $e_1 = (0, 0)$, the Jacobian matrix is

$$J(e_1) = \begin{bmatrix} 1 + \alpha\phi & 0 \\ 0 & \frac{1}{1 + \beta\phi} \end{bmatrix}$$

and

$$P(\lambda) = \det(J(e_1) - \lambda Id) = (1 + \alpha\phi - \lambda) \left(\frac{1}{1 + \beta\phi} - \lambda\right).$$

In this way, the eigenvalues are $\lambda_1 = 1 + \alpha\phi$ and $\lambda_2 = \frac{1}{1 + \beta\phi}$. By (P_1) , we have $\lambda_1 > 1$ and $\lambda_2 < 1$, that is, e_1 is a *saddle point*.

For $e_2 = (C, 0)$, the Jacobian matrix is

$$J(e_2) = \begin{bmatrix} \frac{1}{1 + \alpha\phi} & -\frac{Cp\phi}{1 + \alpha\phi} \\ 0 & \frac{1 + Cp\phi}{1 + \beta\phi} \end{bmatrix}$$

and the characteristic polynomial is

$$P(\lambda) = \det(J(e_2) - \lambda Id) = \left(\frac{1}{1 + \alpha\phi} - \lambda\right) \left(\frac{1 + Cp\phi}{1 + \beta\phi} - \lambda\right).$$

The eigenvalues are $\lambda_1 = \frac{1}{1 + \alpha\phi}$ and $\lambda_2 = \frac{1 + Cp\phi}{1 + \beta\phi}$. Once more, by (P_1) , $\lambda_1 < 1$ and $\lambda_2 > 1$. We conclude that e_2 is a *saddle point*.

For $e_3 = \left(\frac{\beta}{p}, \frac{\alpha}{p} \left(1 - \frac{\beta}{pC}\right)\right)$, we have

$$J(e_3) = \begin{bmatrix} \frac{1 + \alpha\phi \left(1 - \frac{\beta}{pC}\right)}{1 + \alpha\phi} & -\frac{\beta\phi}{1 + \alpha\phi} \\ \frac{\alpha\phi \left(1 - \frac{\beta}{pC}\right) \left(1 + \alpha\phi \left(1 - \frac{\beta}{pC}\right)\right)}{(1 + \alpha\phi)(1 + \beta\phi)} & \frac{1}{1 + \beta\phi} \left(1 + \frac{\beta\phi \left(1 + \frac{\alpha\phi\beta}{pC}\right)}{1 + \alpha\phi}\right) \end{bmatrix}$$

and, after some computations, it can be seen that

$$\begin{aligned}
 P(\lambda) &= \det(J(e_3) - \lambda Id) \\
 &= \lambda^2 - \left(1 + \frac{(1 + \beta\phi) + \alpha\phi \left(1 - \frac{\beta}{pC}\right)}{(1 + \beta\phi)(1 + \alpha\phi)} \right) \lambda + \frac{1 + \alpha\phi \left(1 - \frac{\beta}{pC}\right)}{1 + \alpha\phi}.
 \end{aligned}$$

By the Schur–Cohn criterion for quadratic polynomials, if $P(1) > 0$, $P(-1) > 0$ and $|P(0)| < 1$, then all of its roots are in the unit circle [6, 12]. By (P_1) ,

- $P(1) = \frac{\alpha\phi}{1 + \alpha\phi} \frac{\beta\phi}{1 + \beta\phi} \left(1 - \frac{\beta}{pC}\right) > 0$;
- $P(-1) = 2 + \left(\frac{1 + \alpha\phi \left(1 - \frac{\beta}{pC}\right)}{1 + \alpha\phi} \right) + \frac{1 + \beta\phi + \alpha\phi \left(1 - \frac{\beta}{pC}\right)}{(1 + \alpha\phi)(1 + \beta\phi)} > 0$.

Regarding

$$P(0) = \frac{1 + \alpha\phi \left(1 - \frac{\beta}{pC}\right)}{1 + \alpha\phi},$$

by (P_1) , $0 < P(0) < 1$.

So, we conclude that e_3 is a *sink* or an *asymptotically stable point*.

We proved the boundedness of the solutions to Mickens’ numerical scheme, considering $C = 1$, and the dynamical consistency with the continuous model without further restrictions.

4.4 Graphical analysis

Figure 5 presents solutions to the Mickens discrete model (6) with different initial conditions.

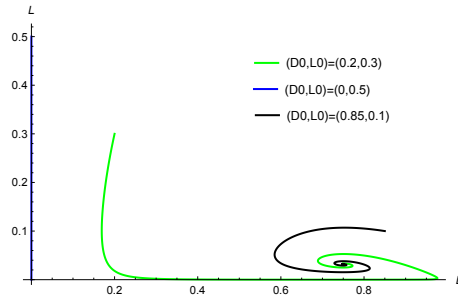


Fig. 5. Solutions to Mickens discrete model (6) with different initial conditions.

Figure 5 is similar to Figures 1 and 3.

Figure 6 compares the three previous models (1), (4) and (6). As we can see, the differences between them are only mild.

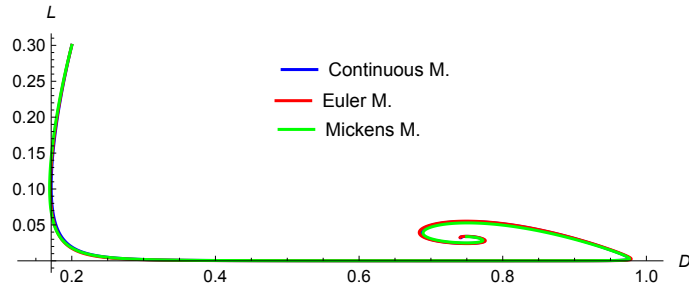


Fig. 6. Solutions of Mickens’ model (6) versus solutions of previous models (1) and (4).

5 Fractional Calculus

The calculus of non-integer order, known as Fractional Calculus (FC), is the branch of mathematics that studies the extension of the derivative and integral concepts to an arbitrary order, not necessarily of a fraction order [20].

Considering $f(x) = \frac{1}{2}x^2$, the first and second derivative is $f'(x) = x$ and $f''(x) = 1$. But what about the derivative of order $n = \frac{1}{2}$? This was the question that the father of fractional calculus, L’Hôpital, considered, asking it, by letter, to Leibniz, in 1695. Since then, several mathematicians worked in such kind of calculus, namely Grünwald, Letnikov, Riemann, Liouville, Caputo, among many others [10, 24].

5.1 Preliminaries on FC

In fractional calculus there are some functions, namely the Gamma, Beta and Mittag–Leffler functions, that play a crucial role.

Definition 1 (Gamma function). Let $z \in \mathbb{C}$. The gamma function is defined by

$$\Gamma(z) = \int_0^\infty e^{-t} t^{z-1} dt. \tag{8}$$

The integral (8) converges if $Re(z) > 0$. The Gamma function has the following important property:

$$\Gamma(z + 1) = z\Gamma(z).$$

Definition 2 (Beta function). Let $z, w \in \mathbb{C}$. The beta function is defined by

$$B(z, w) = \int_0^1 \tau^{z-1} (1 - \tau)^{w-1} d\tau \tag{9}$$

for $Re(w) > 0$.

Using the Laplace transform, we can rewrite (9) as

$$B(z, w) = \frac{\Gamma(z)\Gamma(w)}{\Gamma(z + w)}. \tag{10}$$

By (10) we conclude that $B(z, w) = B(w, z)$.

It is known that e^z ,

$$e^z = \sum_{k=0}^{\infty} \frac{z^k}{\Gamma(k+1)}, \quad (11)$$

has an important role in the integration of ordinary differential equations. Similar role has the Mittag–Leffler function for fractional differential equations. The Mittag–Leffler function is a generalization of the exponential function (11).

Definition 3 (Mittag–Leffler function). *The Mittag–Leffler function of two parameters is defined by*

$$E_{\alpha, \beta} = \sum_{k=0}^{\infty} \frac{z^k}{\Gamma(\alpha k + \beta)},$$

where $\alpha, \beta \in \mathbb{C}$ and $\operatorname{Re}(\alpha) > 0$.

The Mittag–Leffler function is uniformly convergent in every compact subset of \mathbb{C} . If $\alpha = \beta = 1$, then $E_{1,1}(z) = e^z$.

The fractional calculus has several formulations. The two most well-known are the Riemann–Liouville and Caputo approaches. Here we use fractional derivatives in Caputo’s sense.

To define the Riemann–Liouville fractional order integral, let us begin by considering the integral of first order of a function f :

$$J^1 f(x) = \int_0^x f(t) dt. \quad (12)$$

Analogously, let us consider the integral

$$\begin{aligned} J^2 f(x) &= \int_0^x \int_0^{t_1} f(t) dt dt_1 \\ &= \int_0^x \int_t^x f(t) dt_1 dt \\ &= \int_0^x f(t) \int_t^x 1 dt_1 dt \\ &= \int_0^x (x-t) f(t) dt. \end{aligned}$$

By induction, it follows that

$$J^{n+1} f(x) = \frac{1}{n!} \int_0^x (x-t)^n f(t) dt. \quad (13)$$

The fractional order integral is obtained taking n in (13) to be a real number.

Definition 4 (Riemann–Liouville fractional order integral). *Let $\alpha > 0$. The Riemann–Liouville fractional order integral of order α is given by*

$$J^\alpha f(x) = \frac{1}{\Gamma(\alpha)} \int_0^x (x-t)^{\alpha-1} f(t) dt.$$

The fractional derivative of Riemann–Liouville is obtained with the help of the arbitrary order integral of Riemann–Liouville and the integer order derivative.

Definition 5 (Riemann–Liouville fractional order derivative). Let $\alpha > 0$, $m = \lceil \alpha \rceil$, and $v = m - \alpha$. The Riemann–Liouville fractional order derivative of order α of function f is defined by

$$\begin{aligned} D^\alpha f(x) &= D^m [J^v f(x)] \\ &= D^m \left(\frac{1}{\Gamma(\alpha)} \int_0^x (x-t)^{\alpha-1} f(t) dt \right) \\ &= \frac{d^m}{dt^m} \left(\frac{1}{\Gamma(\alpha)} \int_0^x (x-t)^{\alpha-1} f(t) dt \right) \\ &= \frac{1}{\Gamma(\alpha)} \frac{d^m}{dt^m} \int_0^x (x-t)^{\alpha-1} f(t) dt. \end{aligned}$$

When one uses the Laplace transform of the Riemann–Liouville fractional-order derivative, initial values with integer-order derivatives are not obtained. This fact has no physical meaning [5]. For this reason, in many applications the Caputo fractional derivative is preferred.

The definition of Caputo’s fractional derivative is similar to the Riemann–Liouville definition, the difference being the order one takes the operations of Riemann–Liouville integration and integer-order differentiation. Indeed, in Caputo’s definition, first we compute the derivative of integer order and only then the fractional-order integral.

Definition 6 (Caputo fractional order derivative). Let $\alpha > 0$, $m = \lceil \alpha \rceil$, and $v = m - \alpha$. The Caputo fractional order derivative of order α of function f is defined by

$$\begin{aligned} {}^c D^\alpha f(x) &= J^v [D^m f(x)] = J^v \left[\frac{d^m}{dx^m} f(x) \right] = J^v f^{(m)}(x) \\ &= \frac{1}{\Gamma(v)} \int_0^x (x-t)^{v-1} f^{(m)}(t) dt. \end{aligned}$$

Caputo’s definition has two advantages with respect to the Riemann–Liouville definition: (i) in applications that involve fractional differential equations, the presence of initial values are physical meaningful; (ii) the derivative of a constant is zero, in contrast with the Riemann–Liouville.

5.2 Model description

Let $0 < \sigma < 1$, $(D(0), L(0)) \in (\mathbb{R}_0^+)^2$, and

$$\begin{cases} {}^c D^\sigma D(t) = \alpha D \left(1 - \frac{D}{C} \right) - pDL, \\ {}^c D^\sigma L(t) = pDL - \beta L. \end{cases} \quad (14)$$

To write (14) in a compact way, let

$$(\mathbb{R}_0^+)^2 = \{X \in \mathbb{R}^2 : X \geq 0\},$$

$X(t) = (D(t) \ L(t))^T$, and

$${}^c D^\sigma X(t) = F(X(t)), \quad X(0) = (D(0), L(0)) \in (\mathbb{R}_0^+)^2, \quad (15)$$

where

$$F(X) = \begin{pmatrix} \alpha D \left(1 - \frac{D}{C}\right) - pDL \\ pDL - \beta L \end{pmatrix}. \quad (16)$$

5.3 Existence and uniqueness of non-negative solutions

Before the stability analysis, it is necessary to show the existence and uniqueness of non-negative solutions. The following lemma is important.

Lemma 2 (See [22]). *Let us assume that F in (16) satisfies the following conditions:*

- $F(X)$ and $\frac{\partial F(X)}{\partial X}$ are continuous in $X \in \mathbb{R}^n$;
- $\|F(X)\| \leq w + \lambda \|X\|$, $\forall X \in \mathbb{R}^n$, where w and λ are positive constants.

Then a solution to (15)–(16) exists and is unique.

Proposition 2 (Existence and uniqueness of non-negative solutions). *There exists only one solution to the IVP (15) in*

$$(\mathbb{R}_0^+)^2 = \{(D, L) \in \mathbb{R}^2 : (D(t), L(t)) \geq 0, \forall t > 0\}.$$

Proof. The existence and uniqueness of solution follows from Lemma 2. The vector function (16) is a polynomial so it is continuously differentiable. Let

$$Z = \begin{pmatrix} -\frac{\alpha}{C} & -p \\ 0 & p \end{pmatrix}, \quad B = \begin{pmatrix} \alpha & 0 \\ 0 & -\beta \end{pmatrix}.$$

Then,

$$F(X) = DZX + BX. \quad (17)$$

Using the sup norm,

$$\begin{aligned} \|F(X)\| &\leq \|ZX\| + \|BX\| \\ &= (\|Z\| + \|B\|) \|X\| \\ &< \epsilon + (\|Z\| + \|B\|) \|X\| \end{aligned}$$

for some $\epsilon > 0$. So, by Lemma 2, system (15) has a unique solution. The proof of the non-negative of the solutions follows the same idea of [2]. To prove that $(D_k^*(t), L_k^*(t)) \in (\mathbb{R}_0^+)^2$ for all $t \geq 0$, let us consider the following auxiliary fractional differential system:

$$\begin{cases} {}^c D^\sigma D(t) = \alpha D \left(1 - \frac{D}{C}\right) - pDL + \frac{1}{k}, \\ {}^c D^\sigma L(t) = pDL - \beta L + \frac{1}{k}, \end{cases}$$

with $k \in \mathbb{N}$. By contradiction, let us assume that exists a time instant where the condition fails. Let

$$t_0 = \inf \{t > 0 : (D_k^*(t), L_k^*(t)) \notin (\mathbb{R}_0^+)^2\}.$$

Then $(D_k^*(t_0), L_k^*(t_0)) \in (\mathbb{R}_0^+)^2$ and one of the quantities $D_k^*(t_0)$ or $L_k^*(t_0)$ is zero. Let us suppose that $D_k^*(t_0) = 0$. Then

$${}^c D^\sigma D_k^*(t_0) = 0 + \frac{1}{k} > 0.$$

By continuity of ${}^c D^\sigma D_k^*$, we conclude that ${}^c D^\sigma D_k^*([t_0, t_0 + \zeta]) \subseteq \mathbb{R}^+$ so D_k^* is non-negative. Analogously, we can do the same for ${}^c D^\sigma L_k^*$, obtaining the intended contradiction. It follows by Lemma 1 of [2], when $k \rightarrow \infty$, that $(D^*(t), L^*(t)) \in (\mathbb{R}_0^+)^2$ for all $t \geq 0$. \square

5.4 The conservation law

Considering Proposition 2, there exists only one solution to the IVP (15). The proof of our next result uses some auxiliary results found in [2, 22].

Theorem 4 (Conservation Law). *The solution to the IVP (15) is in*

$$\Omega = \left\{ (D, L) \in (\mathbb{R}_0^+)^2 : W(t) = D(t) + L(t) \leq W(0) + \frac{A}{\beta} \right\},$$

where $A = \frac{\alpha + 4\beta}{4}M$.

Proof. Let

$$\begin{aligned} {}^c D^\sigma W(t) &\leq \alpha D(t)(1 - D(t)) - \beta L(t) - \beta D(t) + \beta D(t) \\ &\leq \frac{\alpha}{4}M + \beta M - \beta W(t) \leq \left(\frac{\alpha + 4\beta}{4} \right) M - \beta W(t). \end{aligned}$$

It is known that

$${}^c D^\sigma W(t) = J^{1-\alpha} \dot{W}(t) \quad \text{and} \quad \phi_\alpha(t) = \frac{t^{\alpha-1}}{\Gamma(\alpha)}, \quad \text{for } t > 0.$$

Then

$$\begin{aligned} \mathcal{L}\{{}^c D^\sigma W(t)\} &= \mathcal{L}\{\phi_{1-\alpha}(t) * \dot{W}(t)\} = \mathcal{L}\{\phi_{1-\alpha}(t)\} \cdot \mathcal{L}\{\dot{W}(t)\} \\ &= s^{\alpha-1}(sW(s) - W(0)) = s^\alpha W(s) - s^{\alpha-1}W(0), \end{aligned}$$

so that

$$\begin{aligned} {}^c D^\sigma W(t) + \beta W(t) \leq A &\Leftrightarrow \mathcal{L}\{{}^c D^\sigma W(t) + \beta W(t)\} \leq \mathcal{L}\{A\} \\ &\Leftrightarrow s^\alpha W(s) - s^{\alpha-1}W(0) + \beta W(s) \leq \frac{A}{s} \\ &\Leftrightarrow W(s) \leq \frac{A}{s(s^\alpha + \beta)} + \frac{s^{\alpha-1}}{s^\alpha + \beta}W(0). \end{aligned}$$

Therefore,

$$\begin{aligned}
W(t) &= \mathcal{L}^{-1}\{W(s)\} \\
&\leq \mathcal{L}^{-1}\left\{\frac{A}{s(s^\alpha + \beta)}\right\} + \mathcal{L}^{-1}\left\{\frac{s^{\alpha-1}}{s^\alpha + \beta}W(0)\right\} \\
&= A\mathcal{L}^{-1}\left\{\frac{1}{s(s^\alpha + \beta)}\right\} + W(0)\mathcal{L}^{-1}\left\{\frac{s^{\alpha-1}}{s^\alpha + \beta}\right\} \\
&= \frac{A}{\beta}(1 - E_\alpha(-\beta t^\alpha)) + W(0)E_\alpha(-\beta t^\alpha).
\end{aligned}$$

Since $0 \leq E_\alpha(-\beta t^\alpha) \leq 1$, we have $W(t) \leq W(0) + \frac{A}{\beta}$. \square

5.5 Stability analysis

The equilibrium points of the fractional system (14) are

$$\begin{cases} {}^c D^\alpha D(t) = 0 \\ {}^c D^\alpha L(t) = 0 \end{cases} \Leftrightarrow \begin{cases} D = 0, \\ L = 0, \end{cases} \vee \begin{cases} D = C, \\ L = 0, \end{cases} \vee \begin{cases} D = \frac{\beta}{p}, \\ L = \frac{\alpha}{p} \left(1 - \frac{\beta}{pC}\right). \end{cases}$$

They are similar to the ones of the continuous model (2):

$$e_1 = (0, 0), \quad e_2 = (C, 0), \quad e_3 = \left(\frac{\beta}{p}, \frac{\alpha}{p} \left(1 - \frac{\beta}{pC}\right)\right),$$

and the study of their local stability is equal to the continuous model. Precisely:

- e_1 and e_2 are *saddle points*;
- e_3 is a *sink* or an *asymptotically stable point*.

5.6 Graphical analysis

We now present some graphics obtained by the modified trapezoidal method, for $\sigma = 0.95$, step-size $h = 0.25$, and the time interval $[0, 300]$.

In Figure 7 we observe that the orbit with initial conditions $(D_0, L_0) = (0.2, 0.3)$ tend to the equilibrium point faster than the other methods. The same happens with $(D_0, L_0) = (0.85, 0.1)$.

Figure 8 shows that the equilibrium point is attained faster and Figure 9 illustrates, graphically, that when σ tends to 1 the solution of (14) tends to the solution of the continuous model (2), showing that the modified trapezoidal method is a good discretization method to our problem.

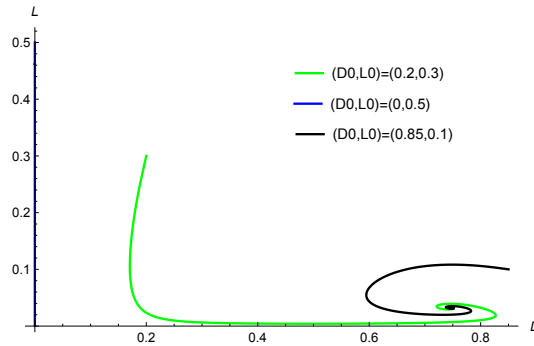


Fig. 7. Solutions to the fractional model (14) with different initial conditions.

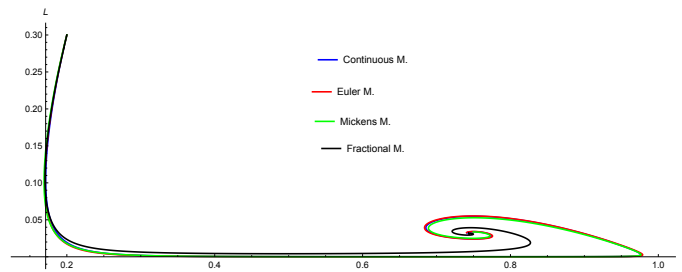


Fig. 8. Solution to fractional model compared with solutions to continuous and discrete Euler’s and Mickens’s models.

6 Conclusion

In this work we considered a predator-prey Lotka–Volterra type model and analyzed it through different methods. The use of the logistic function, to explain the growth of the prey population in the absence of predation, and the study of the model from different perspectives, allow us to know when extra conditions are needed to achieve dynamical consistency. We were able to apply Euler numerical scheme, under some extra conditions, namely $1 - \beta h > 0$ and $h \in]0, \frac{1}{pC - \beta}[$. Regarding Mickens’ nonstandard finite difference numerical scheme, the proofs were carried out using the carrying capacity $C = 1$. Writing the model using fractional calculus, and using the same initial conditions, our graphical analysis allowed us to conclude that with $\sigma = 0.95$ the equilibrium point is attained faster.

Acknowledgements

The authors were partially supported by the Portuguese Foundation for Science and Technology (FCT): Vaz through the Center of Mathematics and Applications of *Universidade da Beira Interior* (CMA-UBI), project UIDB/00212/2020; Torres through the Center for Research and Development in Mathematics and Applications (CIDMA), grants UIDB/04106/2020 and UIDP/04106/2020, and within the

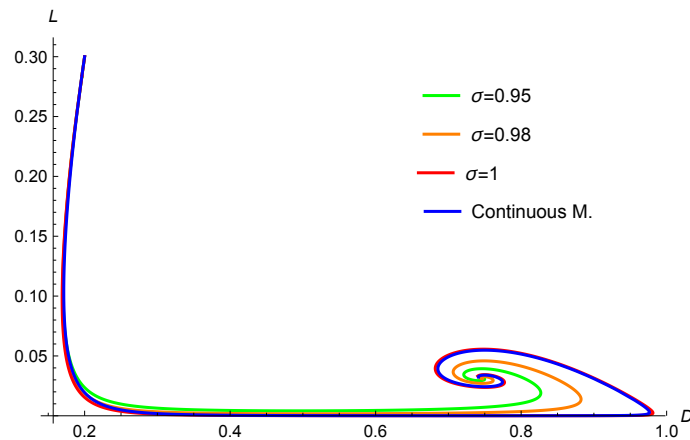


Fig. 9. Solution to fractional system (14), for different values of σ , compared with the solution to the continuous model (2).

project “Mathematical Modelling of Multi-scale Control Systems: Applications to Human Diseases” (CoSysM3), reference 2022.03091.PTDC, financially supported by national funds (OE) through FCT/MCTES.

References

1. H. F. Ahmed, Fractional Euler method; an effective tool for solving fractional differential equations, *J. Egyptian Math. Soc.* **26** (2018), no. 1, 38–43.
2. R. Almeida, A. M. C. Brito da Cruz, N. Martins and M. T. T. Monteiro, An epidemiological MSEIR model described by the Caputo fractional derivative, *Int. J. Dyn. Control* **7** (2019), no. 2, 776–784.
3. R. Almeida, S. Pooseh and D. F. M. Torres, *Computational methods in the fractional calculus of variations*, Imperial College Press, London, 2015.
4. M. Caputo, Linear models of dissipation whose Q is almost frequency independent—II, *Geophys J. Int.* **13** (1967), no. 5, 529–539.
5. M. Dias de Carvalho and J. E. Ottoni, Introdução ao cálculo fracionário com aplicações, *Rev. Mat. Ouro Preto* **1** (2018), 50–77.
6. S. Elaydi, *An introduction to difference equations*, third edition, Undergraduate Texts in Mathematics, Springer, New York, 2005.
7. G. Garcia Lorenzana and A. Altieri, Well-mixed Lotka-Volterra model with random strongly competitive interactions, *Phys. Rev. E* **105** (2022), no. 2, Paper No. 024307, 15 pp.
8. W. Gautschi, *Numerical analysis*, second edition, Birkhäuser Boston, Inc., Boston, MA, 2012.
9. A. Kamimura, G. F. Burani and H. M. França, The economic system seen as a living system: A Lotka–Volterra framework, *Emergence: Complexity and Organization* **13** (2011), no. 3, 80–93.
10. D. E. Koning, *Fractional calculus*, Bachelor Project Mathematics, Faculty of Mathematics and Natural Sciences, University of Groningen, Netherlands, 2015.

11. M. Lemos-Silva and D. F. M. Torres, A note on a prey-predator model with constant-effort harvesting. In: *Dynamic Control and Optimization*, Springer Nature Switzerland AG, 201–209, 2022. [arXiv:2202.04991](#)
12. P. Liu and S. N. Elaydi, Discrete competitive and cooperative models of Lotka–Volterra type, *J. Comput. Anal. Appl.* **3** (2001), no. 1, 53–73.
13. R. E. Mickens, *Nonstandard finite difference models of differential equations*, World Scientific Publishing Co., Inc., River Edge, NJ, 1994.
14. R. E. Mickens, Nonstandard finite difference schemes for differential equations, *J. Difference Equ. Appl.* **8** (2002), no. 9, 823–847.
15. R. E. Mickens, Dynamic consistency: a fundamental principle for constructing nonstandard finite difference schemes for differential equations, *J. Difference Equ. Appl.* **11** (2005), no. 7, 645–653.
16. R. E. Mickens, Calculation of denominator functions for nonstandard finite difference schemes for differential equations satisfying a positivity condition, *Numer. Methods Partial Differential Equations* **23** (2007), no. 3, 672–691.
17. R. E. Mickens and T. M. Washington, NSFD discretizations of interacting population models satisfying conservation laws, *Comput. Math. Appl.* **66** (2013), no. 11, 2307–2316.
18. J. D. Murray, *Mathematical biology. I*, third edition, Interdisciplinary Applied Mathematics, 17, Springer-Verlag, New York, 2002.
19. Z. M. Odibat and S. Momami, An algorithm for the numerical solution of differential equations of fractional order, *J. Appl. Math Inf.* **26** (2008), no. 1-2, 15–27.
20. B. Ross, The development of fractional calculus 1695–1900, *Historia Math.* **4** (1977), 75–89.
21. P. Shi and L. Dong, Dynamical behaviors of a discrete HIV-1 virus model with bilinear infective rate, *Math. Methods Appl. Sci.* **37** (2014), no. 15, 2271–2280.
22. M. R. Sidi Ammi, M. Tahiri and D. F. M. Torres, Global stability of a Caputo fractional SIRS model with general incidence rate, *Math. Comput. Sci.* **15** (2021), no. 1, 91–105. [arXiv:2002.02560](#)
23. N. Sumarti, R. Nurfitriyana and W. Nurwenda, A dynamical system of deposit and loan volumes based on the Lotka–Volterra model, *AIP Conf. Proc.* **1587** (2014), 92–94.
24. D. Valério, J. Tenreiro Machado and V. Kiryakova, Some pioneers of the applications of fractional calculus, *Fract. Calc. Appl. Anal.* **17** (2014), no. 2, 552–578.
25. J. Véron, Alfred J. Lotka and the mathematics of population, *J. Électron. Hist. Probab. Stat.* **4** (2008), no. 1, 10 pp.