

Leveraging User-Wise SVD for Accelerated Convergence in Iterative ELAA-MIMO Detections

Jiuyu Liu, Yi Ma[†], and Rahim Tafazolli

5GIC and 6GIC, Institute for Communication Systems, University of Surrey, Guildford, UK, GU2 7XH

Emails: (jiuyu.liu, y.ma, r.tafazolli@surrey.ac.uk)

Abstract—Numerous low-complexity iterative algorithms have been proposed to offer the performance of linear multiple-input multiple-output (MIMO) detectors bypassing the channel matrix inverse. These algorithms exhibit fast convergence in well-conditioned MIMO channels. However, in the emerging MIMO paradigm utilizing extremely large aperture arrays (ELAA), the wireless channel may become ill-conditioned because of spatial non-stationarity, which results in a considerably slower convergence rate for these algorithms. In this paper, we propose a novel ELAA-MIMO detection scheme that leverages user-wise singular value decomposition (UW-SVD) to accelerate the convergence of these iterative algorithms. By applying UW-SVD, the MIMO signal model can be converted into an equivalent form featuring a better-conditioned transfer function. Then, existing iterative algorithms can be utilized to recover the transmitted signal from the converted signal model with accelerated convergence towards zero-forcing performance. Our simulation results indicate that proposed UW-SVD scheme can significantly accelerate the convergence of the iterative algorithms in spatially non-stationary ELAA channels. Moreover, the computational complexity of the UW-SVD is comparatively minor in relation to the inherent complexity of the iterative algorithms.

Index Terms—User-wise singular value decomposition (UW-SVD), extremely large aperture array (ELAA), multiple-input multiple-output (MIMO), iterative algorithms.

I. INTRODUCTION

In massive multiple-input multiple-output (mMIMO) systems, hundreds of service antennas are deployed to serve tens of user antennas simultaneously in the same frequency band [1]. The optimal MIMO detector, called maximum likelihood sequence detection, faces an excessively high complexity in massive MIMO systems due to the exponential growth in complexity [2]. Linear MIMO detectors such as zero-forcing (ZF) and regularized ZF (RZF) present more manageable complexity levels. However, they are still prohibitive for practical use due to the necessity of channel matrix inversion. A number of iterative algorithms have been proposed to offer linear detector performance bypassing the matrix inverse [3]. These algorithms primarily belong to four categories: stationary iterative (SI) methods [4], gradient methods [5], quasi-Newton (QN) methods [6], and belief propagation [7]. They demonstrate fast convergence when dealing with well-conditioned channel matrices.

In the emerging MIMO paradigm deployed with an extremely large aperture arrays (ELAA), the user terminals (UTs) are located in the near field of the service antenna array [8]. ELAA channels can be very ill-conditioned due spatial non-stationarity the presence of line-of-sight (LoS) links. Addi-

tionally, each UT in the ELAA-MIMO system is typically equipped with multiple antennas, resulting in high intra-user correlations and further exacerbating the ill-conditioned nature of the ELAA channels. Consequently, iterative algorithms that exhibit rapid convergence in conventional mMIMO channels demonstrate slower convergence in ELAA channels. Furthermore, some algorithms, such as Jacobi iteration, fail in ELAA-MIMO systems due to the ill-conditioned nature of channels. This highlights the need for developing efficient iterative MIMO detectors for future ELAA-MIMO signal detection.

In this paper, we propose a novel iterative detection scheme for ELAA-MIMO systems based on user-wise singular value decomposition (SVD). By conducting SVD on each UT's sub-channel, the MIMO signal model can be transformed into an equivalent form with a better-conditioned transfer function. Subsequently, existing iterative algorithms can be applied to recover the transmitted signal from the modified signal model toward ZF performance. It is demonstrated that, through computer simulations, the proposed UW-SVD scheme can significantly accelerate the convergence rate of existing iterative algorithms, such as Jacobi iteration (JI), Gauss-Seidel (GS), symmetric successive over-relaxation (SSOR), and limited memory Broyden–Fletcher–Goldfarb–Shanno (L-BFGS). Moreover, the computational complexity of the UW-SVD is comparatively minor in relation to the inherent complexity of the iterative algorithms.

II. SIGNAL MODEL, PRELIMINARIES AND PROBLEM FORMULATION

A. Signal Model

Let M and N denote the number of service antennas and user terminal (UT) antennas, respectively. The uplink signal model for ELAA-MIMO and conventional MIMO systems can both be expressed as follows

$$\mathbf{y} = \mathbf{H}\mathbf{s} + \mathbf{z}, \quad (1)$$

where $\mathbf{y} \in \mathbb{C}^{M \times 1}$ denotes the received signal vector, $\mathbf{s} \in \mathbb{C}^{N \times 1}$ the transmitted signal vector, $\mathbf{z} \sim \mathcal{CN}(0, \sigma_z^2 \mathbf{I}_M)$ the additive white Gaussian noise (AWGN), and \mathbf{I}_M is an $(M) \times (M)$ identity matrix. In conventional mMIMO systems, every element in $\mathbf{H} \in \mathbb{C}^{M \times N}$ is assumed to follow and independent and identically distributed (i.i.d.) Rayleigh fading. However, in ELAA-MIMO systems, the wireless channels become spatially non-stationary and can consist of a mixture of LoS/Non-LoS

(NLoS) links [9]. More specifically, the NLoS links should be extended to obey i.n.d. Rayleigh fading as follows [10]

$$h_{m,n}^{\text{NLoS}} \triangleq \left(\frac{\beta_0}{d_{m,n}^{\gamma_0}} \right) \omega_{m,n}; \quad (2)$$

and in the LoS links should be extended to obey i.n.d. Rice fading as follows [11]

$$h_{m,n}^{\text{LoS}} \triangleq \frac{\beta_1}{d_{m,n}^{\gamma_1}} \left(\sqrt{\frac{\kappa}{\kappa+1}} \phi_{m,n} + \sqrt{\frac{1}{\kappa+1}} \omega_{m,n} \right). \quad (3)$$

where β_0 and β_1 denote the path-loss coefficient in NLoS and LoS state, respectively; γ_0 and γ_1 the path-loss exponent in NLoS and LoS state, respectively; $d_{m,n}$ the distance between the m -th transmit antenna and the n -th receive antenna; $\phi_{m,n}$ the phase of LoS path; and $\kappa \sim \mathcal{LN}(\mu_\kappa, \sigma_\kappa^2)$ indicates the Rice K-factor [12]. The random distribution of LoS/NLoS state is described by exponentially decaying windows in [9].

B. Preliminaries

Let $\hat{\mathbf{s}}$ represent the estimation vector of ZF detector, it can be expressed as follows [2]

$$\hat{\mathbf{s}} = (\mathbf{H}^H \mathbf{H})^{-1} \mathbf{H}^H \mathbf{y} = \mathbf{H}^\dagger \mathbf{y}, \quad (4)$$

where $(\cdot)^\dagger$ denotes the pseudo-inverse of the input matrix. To avoid the high complexity matrix inverse, the problem in (4) can be rewritten as the following linear form

$$\bar{\mathbf{A}} \hat{\mathbf{s}} = \bar{\mathbf{b}}, \quad (5)$$

where $\bar{\mathbf{A}} \triangleq \mathbf{H}^H \mathbf{H}$ and $\bar{\mathbf{b}} \triangleq \mathbf{H}^H \mathbf{y}$. Numerous iterative algorithms have been proposed to find $\hat{\mathbf{s}}$ with a square-order complexity [3]. They can be expressed as follows

$$\mathbf{s}_{t+1} = f(\mathbf{s}_t; \bar{\mathbf{A}}, \bar{\mathbf{b}}), \quad (6)$$

where $f(\cdot)$ is a linear function. Since $\bar{\mathbf{A}}$ is a symmetric positive-definite (SPD) matrix, the convergence of $f(\cdot)$ for gradient and QN methods can be guaranteed [3], which means

$$\lim_{t \rightarrow \infty} \mathbf{s}_t \rightarrow \hat{\mathbf{s}}. \quad (7)$$

For SI methods, the convergence can only be guaranteed when the spectral radius of their iterative matrices is less than 1 [13]. However, they will all suffer from slow convergence in the ill-conditioned ELAA channels.

C. Problem Formulation

As previously mentioned, existing iterative algorithms can only offer fast convergence in well-conditioned MIMO channels. In the ELAA-MIMO systems, their convergence becomes slow or even fail due to the channel ill-conditioning. This necessitates the development of fast iterative MIMO detectors for future ELAA-MIMO signal detection.

III. UW-SVD ASSISTED ITERATIVE ELAA-MIMO DETECTIONS

In this section, we will discuss the concept of UW-SVD and its application in accelerating existing iterative MIMO detection techniques. Additionally, some minor modification of the existing iterative algorithms will be discussed.

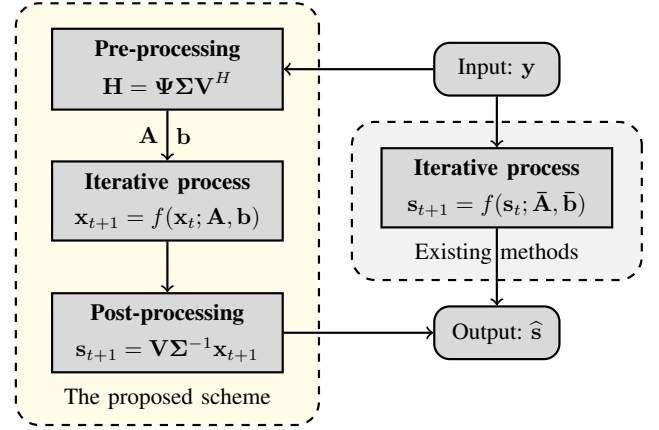


Fig. 1. A comparison between the proposed UW-SVD scheme and current iterative algorithms. The UW-SVD scheme incorporates both a pre-processing step and a post-processing step.

A. The Concept of UW-SVD

Denote K as the number of UT, suppose that each UT is deployed with N_k transmit antennas, we have $\sum_{k=1}^K N_k = N$. The channel matrix can be written as the concatenated way as $\mathbf{H} = [\mathbf{H}_1, \dots, \mathbf{H}_K]$, where $\mathbf{H}_k \in \mathbb{C}^{M \times N_k}$ denotes the sub-channel of the k^{th} UT. The main idea of UW-SVD is performing economy-size SVD on $\mathbf{H}_k, \forall k$ as follows

$$\mathbf{H} = [\mathbf{U}_1 \boldsymbol{\Sigma}_1 \mathbf{V}_1^H, \dots, \mathbf{U}_K \boldsymbol{\Sigma}_K \mathbf{V}_K^H], \quad (8)$$

where $\mathbf{U}_k \in \mathbb{C}^{M \times N_k}$ is a unitary matrix, $\boldsymbol{\Sigma}_k \in \mathbb{C}^{M \times N_k}$ the diagonal matrix containing the singular values of \mathbf{H}_k , and $\mathbf{V}_k \in \mathbb{C}^{N_k \times N_k}$ is a unitary matrix. According to (8), \mathbf{H} can be rewritten as the product of the following three matrices

$$\mathbf{H} = \boldsymbol{\Psi} \boldsymbol{\Sigma} \mathbf{V}^H \quad (9)$$

where $\boldsymbol{\Psi} \triangleq [\mathbf{U}_1, \dots, \mathbf{U}_K]$, $\boldsymbol{\Sigma} \triangleq \text{diag}[\boldsymbol{\Sigma}_1, \dots, \boldsymbol{\Sigma}_K]$, $\mathbf{V} \triangleq \text{diag}[\mathbf{V}_1, \dots, \mathbf{V}_K]$, and $\text{diag}(\cdot)$ concatenates the input matrices in a block diagonal manner.

Remark 1: Note that the matrix $\boldsymbol{\Psi}$ is not an unitary matrix, and the signal model in (1) can be rewritten as follows

$$\mathbf{y} = \boldsymbol{\Psi} \mathbf{x} + \mathbf{z}, \quad (10)$$

where $\mathbf{x} \triangleq \boldsymbol{\Sigma} \mathbf{V}^H \mathbf{s}$. With this equivalent signal model, we can recover \mathbf{x} from \mathbf{y} and then recover \mathbf{s} from \mathbf{x} .

B. The Proposed UW-SVD Scheme

Theorem 1: Given $\mathbf{H} = \boldsymbol{\Psi} \boldsymbol{\Sigma} \mathbf{V}^H$, the estimation of \mathbf{x} using the ZF principle can be expressed as

$$\hat{\mathbf{x}} = \boldsymbol{\Psi}^\dagger \mathbf{y}, \quad (11)$$

Subsequently, \mathbf{s} can be recovered from \mathbf{x} as follows

$$\tilde{\mathbf{s}} = \mathbf{V} \boldsymbol{\Sigma}^{-1} \hat{\mathbf{x}}. \quad (12)$$

The estimation of \mathbf{s} based on the UW-SVD equivalent signal model is the same at that of ZF detector as follows

$$\tilde{\mathbf{s}} = \hat{\mathbf{s}}. \quad (13)$$

Proof: See APPENDIX A ■

For notational simplicity, $\hat{\mathbf{s}}$ will be used to represent the estimation vector in the UW-SVD assisted algorithms.

Corollary 1.1: Define $\mathbf{A} \triangleq \Psi^H \Psi$ and $\mathbf{b} \triangleq \Psi^H \mathbf{y}$, according to (11), we can obtain the following linear equation

$$\mathbf{A} \hat{\mathbf{x}} = \mathbf{b}. \quad (14)$$

Therefore, low-complexity iterative algorithms can be used to recover $\hat{\mathbf{x}}$ bypassing the \mathbf{A} inverse as follows

$$\mathbf{x}_{t+1} = f(\mathbf{x}_t; \mathbf{A}, \mathbf{b}). \quad (15)$$

For any $f(\cdot)$ converging to $\hat{\mathbf{x}}$, the following holds

$$\lim_{t \rightarrow \infty} \mathbf{V} \Sigma^{-1} \mathbf{x}_{t+1} = \hat{\mathbf{s}}. \quad (16)$$

Proof: The proof is straightforward and omitted here. ■

According to *Corollary 1.1*, we propose a UW-SVD scheme that can be used to accelerate the convergence of existing iterative algorithms. Fig. 1 shows the block diagram of the proposed UW-SVD scheme and conventional iterative algorithms. Compared to conventional iterative MIMO detectors, UW-SVD assisted iterative algorithm have two more steps: pre-processing and post-processing. In the iterative process, $f(\cdot)$ can be replaced by SI, gradient or SN methods. Next, we will present some choices of existing iterative algorithms in the proposed UW-SVD scheme.

C. The Choices of $f(\cdot)$ in the Iterative Process

A large number of iterative algorithms can be used as the choice of $f(\cdot)$ in the proposed UW-SVD scheme. In this section, we will present some representative examples, which can be further simplified in our proposed scheme, i.e., SI methods, and the L-BFGS algorithm. For the simplification of notation, we define

$$\mathbf{g}_t \triangleq \mathbf{A} \mathbf{x}_t - \mathbf{b}, \quad (17)$$

which is called residual vector in SI methods and gradient vector in gradient and QN methods.

SI methods, including Richardson iteration (RI), JI, GS, and SSOR, are based on the following matrix splitting

$$\mathbf{A} = \mathbf{D} + \mathbf{L} + \mathbf{L}^H, \quad (18)$$

where \mathbf{D} and \mathbf{L} denote the diagonal and strict lower triangular parts of \mathbf{A} , respectively. They can all be expressed as follows

$$\mathbf{x}_{t+1} = \mathbf{x}_t - \mathbf{M}^{-1} \mathbf{g}_t. \quad (19)$$

where \mathbf{x}_t denotes the t^{th} estimation vector, and \mathbf{M} is the preconditioning matrix to distinguish between different SI methods: $\mathbf{M}_{\text{RI}} = \mathbf{I}_N$, $\mathbf{M}_{\text{JI}} = \mathbf{D}$, $\mathbf{M}_{\text{GS}} = \mathbf{D} + \mathbf{L}$ [4], and $\mathbf{M}_{\text{SSOR}} = (\mathbf{D} + \mathbf{L}) \mathbf{D}^{-1} (\mathbf{D} + \mathbf{L})^H$ [14]. According to the special structure of Ψ , the diagonal of \mathbf{A} is an identity matrix, i.e., $\mathbf{D} = \mathbf{I}_N$. Therefore, in the UW-SVD scheme RI is equivalent to JI and $\mathbf{M}_{\text{SSOR}} = (\mathbf{I}_N + \mathbf{L}) (\mathbf{I}_N + \mathbf{L})^H$.

L-BFGS algorithm is one of the most effective QN methods in MIMO detection, which can be expressed as follows

$$\mathbf{x}_{t+1} = \mathbf{x}_t - \xi_t \mathbf{d}_t, \quad (20)$$

where \mathbf{d}_t denotes the update direction, and it is given by [15]

$$\mathbf{d}_t = -\Theta \mathbf{g}_t + \frac{(\mathbf{x}_t - \mathbf{x}_{t-1})(\mathbf{g}_t - \mathbf{g}_{t-1})^H \Theta \mathbf{g}_t}{(\mathbf{x}_t - \mathbf{x}_{t-1})^H (\mathbf{g}_t - \mathbf{g}_{t-1})}, \quad (21)$$

where Θ is the initial Hessian matrix. It is usually set as the diagonal part of \mathbf{A} . In the proposed UW-SVD scheme, the diagonal elements of \mathbf{A} is an identity matrix. Therefore, the update direction of L-BFGS method can be further simplified by removing Θ from (21). Moreover, the step size ξ_t can be expressed as follows [15]

$$\xi_t = \frac{\mathbf{g}_t^H \mathbf{d}_t}{\mathbf{d}_t^H \mathbf{A} \mathbf{d}_t}. \quad (22)$$

In this section, we present a few representative examples of existing iterative MIMO detectors that can be further simplified using the proposed UW-SVD scheme. Due to the page limitation, we are unable to cover all the compatible iterative algorithms, such as gradient descent, conjugate gradient, and damped JI. Next we will focus on the complexity and performance analysis of the proposed scheme.

D. Complexity Analysis of UW-SVD Scheme

The complexity of conducting SVD for \mathbf{H}_k is MN_k^2 . For the simplification of complexity analysis, we assume that every UT has the same antennas number, i.e., $N_k = N_{\text{UT}}, \forall k$. Therefore, the total complexity of the pre-processing in UW-SVD scheme is KMN_{UT}^2 or $N_{\text{UT}}MN$, since we have $N = KN_{\text{UT}}$. In the post-processing, the complexity of calculating Σ^{-1} is N , since it is a diagonal matrix. The complexity of calculating $\mathbf{V}[\Sigma^{-1} \mathbf{x}_{t+1}]$ is KN_{UE}^2 or NN_{UE} . Therefore, the total complexity of pre-processing and post-processing of the UW-SVD scheme is $N_{\text{UT}}(MN + N)$. In ELAA-MIMO systems, the number of N_{UT} is usually very small, e.g., $N_{\text{UT}} = 2$ or 4. Therefore, the computational cost of UW-SVD scheme is still in the square order, which is scalable as N increases.

E. Performance Analysis

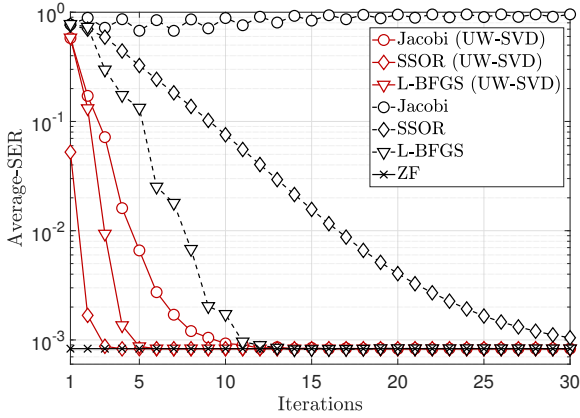
Theorem 2: Suppose that every elements of \mathbf{H} follow i.i.d. Rayleigh fading distribution, given K and $N_k, \forall k$, the condition number of \mathbf{A} is asymptotically same as that of $\bar{\mathbf{A}}$ when M tends to infinity, i.e.,

$$\lim_{M \rightarrow \infty} \text{cond}(\mathbf{A}) = \text{cond}(\bar{\mathbf{A}}), \quad (23)$$

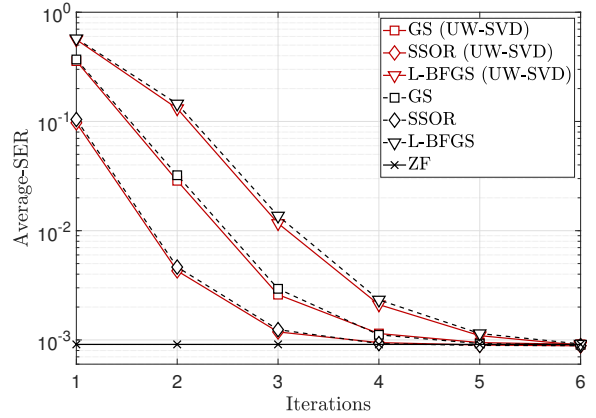
where $\text{cond}(\cdot)$ denotes the condition number of input matrix.

Proof: See APPENDIX B. ■

The convergence rate of iterative MIMO detectors are dominated by the condition number of the transfer function [2]. *Theorem 2* implies that the convergence rate of iterative algorithms using \mathbf{A} or $\bar{\mathbf{A}}$ can have the same convergence rate in i.i.d. Rayleigh fading channels. Therefore, the proposed UW-SVD scheme is not specific for conventional mMIMO channels. On the contrary, our numerical results show that the condition number of $\bar{\mathbf{A}}$ is much lower than that of \mathbf{A} in spatially non-stationary ELAA channels. Therefore, the proposed UW-SVD scheme can offer significantly faster convergence in ELAA-MIMO systems, compared to existing iterative algorithms.



(a) Spatially non-stationary ELAA channel [9]; Es/No = 22 dB



(b) i.i.d. Rayleigh fading channel; Es/No = 19 dB

Fig. 2. The SER performance comparison between the proposed UW-SVD assisted iterative algorithms and conventional iterative algorithms in 256×64 MIMO systems with 16-QAM modulation.

IV. SIMULATION AND NUMERICAL RESULTS

In this section, the objective are: 1) to showcase that the UW-SVD assisted iterative algorithms converge faster than current iterative algorithms in ELAA channels, and 2) to demonstrate that the condition number of \mathbf{A} and $\bar{\mathbf{A}}$ in both conventional MIMO and ELAA-MIMO channels. For the ELAA channel, we consider the non-stationary fading channel model proposed in [9] to conduct the Monte Carlo trials. In our simulation and numerical results, it is assumed that there are 256 service antennas configured as a uniformly linear array with equal spacing at half of the wavelength at the center frequency of 3.5 GHz. There are 32 UTs each with 2 transmitter antennas (i.e., $N = 64$) are deployed parallel to the ELAA with equal spacing of 1 meter. The wireless environment is assumed to be urban-micro street canyon. According to the third Generation Partnership Project (3GPP) standard [12], we have $\beta_0 = 0.020$, $\gamma_0 = 1.765$, $\beta_1 = 0.007$, $\gamma_1 = 1.050$, $\mu_\kappa = 9$ dB and $\sigma_\kappa = 10$ dB. The modulation for the simulation results is set as 16 QAM. The objectives set the following two experiments.

Experiment 1: This experiment aims to demonstrate that UW-SVD assisted iterative algorithms convergence faster than the existing iterative algorithms in spatially non-stationary ELAA channels. Fig. 2 shows the average symbol error rate (SER) versus the iterations of various iterative MIMO detectors in both conventional MIMO and ELAA-MIMO channels. As shown in Fig. 2(a), it is obviously that the iterative algorithms assisted by the proposed UW-SVD scheme converge significantly faster than the original iterative algorithms in ELAA channels. For instances, the original SSOR algorithm requires 30 iterations to achieve ZF detection performance, whereas with the assistance of the proposed UW-SVD scheme, it can reach ZF detection performance in just 4 iterations; the L-BFGS method converges twice as fast when leveraging the proposed UW-SVD scheme. Moreover, it can be found that the UW-SVD assisted JI converge faster than L-BFGS, while the original JI fails due to the channel ill-conditioning.

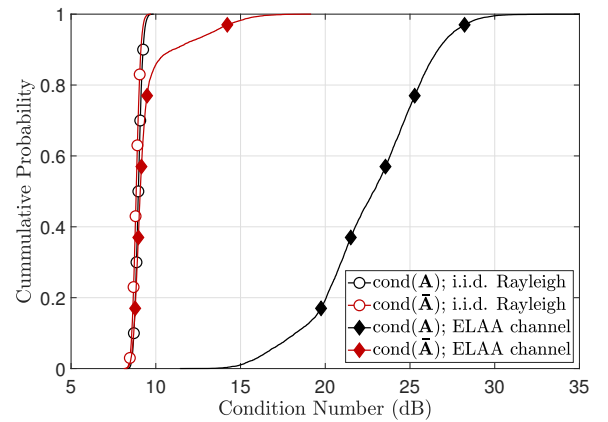


Fig. 3. The CDF of the condition numbers for \mathbf{A} and $\bar{\mathbf{A}}$ in conventional MIMO and ELAA-MIMO channels.

Fig. 2(b) shows the convergence of several iterative algorithms in conventional MIMO systems with i.i.d. Rayleigh fading channel. It can be observed that the UW-SVD scheme can only offer slightly faster convergence, compared to the original algorithms. This is inline with our theoretical analysis in Section III-E. Moreover, if we compare Fig. 2(a) and Fig. 2(b), it can be found that the convergence of UW-SVD assisted iterative algorithms in ELAA channels are similar to the original algorithms in i.i.d. Rayleigh fading channels. For instances, UW-SVD assisted SSOR requires the 4 iterations in ELAA channels and the original SSOR also requires 4 iterations in conventional MIMO channels. These results indicate that, by leveraging the proposed UW-SVD scheme, linear iterative algorithms can achieve convergence rates as fast as they do in conventional MIMO channels.

Experiment 2: The objective of this experiment is to show the cumulative distribution function (CDF) of $\text{cond}(\mathbf{A})$ and $\text{cond}(\bar{\mathbf{A}})$ in both conventional MIMO and ELAA-MIMO channels. As depicted in Fig. 3, the CDF distributions of $\text{cond}(\mathbf{A})$ and $\text{cond}(\bar{\mathbf{A}})$ are observed to be very similar to one another in i.i.d. Rayleigh fading channels. This result validates

our theoretical result presented in *Theorem 2*. This is the underlying reason why UW-SVD assisted algorithms exhibit similar convergence rates when compared to the original iterative algorithms. On the contrary, in the ELAA-MIMO channels, it can be found that $\text{cond}(\mathbf{A})$ tends to be much larger than $\text{cond}(\tilde{\mathbf{A}})$. Therefore, the proposed UW-SVD scheme can significantly accelerate the convergence of existing iterative algorithm in spatially non-stationary ELAA channels.

V. CONCLUSION AND OUTLOOK

In this paper, we propose a novel UW-SVD scheme which can accelerate the convergence of existing iterative MIMO detectors in spatially non-stationary ELAA channels. The scheme consists of three steps: 1) in the pre-processing step, the MIMO signal is converted into an equivalent form with a better-conditioned transfer function; 2) during the iterative process, existing iterative algorithms are utilized to recover \mathbf{x} ; and 3) in the post-processing step, the transmitted signal is recovered from \mathbf{x} . It is demonstrated that UW-SVD assisted iterative algorithms, including JI, GS, SSOR, and L-BFGS methods, converge significantly faster (at least two times) in ELAA channels compared to their original performances.

Due to the page limit, we only present the UW-SVD scheme's ability to achieve ZF detection performance. However, this can be extended to more general cases for RZF detectors, such as the linear minimum mean square error (LMMSE) detector. Moreover, certain current MIMO detectors, like approximate message passing (AMP), cannot be directly combined with the proposed UW-SVD scheme. These interesting results, along with others, will be presented in our transaction version.

APPENDIX A

PROVE OF *Theorem 1*

According to (11) and (12), $\tilde{\mathbf{s}}$ can be expressed as follows

$$\tilde{\mathbf{s}} = \mathbf{V}\Sigma^{-1}\Psi^\dagger \mathbf{y}, \quad (24)$$

where $\mathbf{V}\Sigma^{-1}\Psi^\dagger$ can be expressed as follows

$$\begin{aligned} \mathbf{V}\Sigma^{-1}\Psi^\dagger &= \mathbf{V}\Sigma^{-1}(\Psi^H\Psi)^{-1}\Psi^H, \\ &= \mathbf{V}\Sigma^{-1}(\Psi^H\Psi)^{-1}\Sigma^{-1}\mathbf{V}^H\mathbf{V}\Sigma\Psi^H, \\ &= [(\Psi\Sigma\mathbf{V}^H)^H(\Psi\Sigma\mathbf{V}^H)]^{-1}\mathbf{V}\Sigma\Psi^H. \end{aligned} \quad (25)$$

Plugging $\mathbf{H} = \Psi\Sigma\mathbf{V}^H$ into (25) yields

$$\mathbf{V}\Sigma^{-1}\Psi^\dagger = (\mathbf{H}^H\mathbf{H})^{-1}\mathbf{H}^H = \mathbf{H}^\dagger. \quad (26)$$

According to (4), (13) can be obtained and *Theorem 1* is proved.

APPENDIX B

PROVE OF *Theorem 2*

At first, let us focus on $\mathbf{H}_k = \mathbf{U}_k\Sigma_k\mathbf{V}_k^H$. According to the favorable propagation [16], given the number of antennas per UT, the columns of the intra-user channel vectors are asymptotically orthogonal as follows

$$\lim_{M \rightarrow \infty} \Sigma_k = \sigma_h^2 \mathbf{I}_{N_k}, \quad (27)$$

where σ_h^2 denotes the variance of each channel elements. Therefore, we have

$$\lim_{M \rightarrow \infty} \mathbf{H}_k = \sigma_h^2 \mathbf{U}_k \mathbf{V}_k^H, \quad (28)$$

The whole channel matrix can be represented as follows

$$\lim_{M \rightarrow \infty} \mathbf{H} = \sigma_h^2 \Psi \mathbf{V}^H. \quad (29)$$

The right term \mathbf{V} in (29) is an unitary matrix. According to the property of unitary matrix, it is clear that the condition number of Ψ is the same as that of \mathbf{H} and *Theorem 2* is proved.

ACKNOWLEDGEMENT

This work is partially funded by the 5G Innovation Centre and 6G Innovation Centre.

REFERENCES

- [1] H. Q. Ngo, E. G. Larsson, and T. L. Marzetta, "Aspects of favorable propagation in massive MIMO," in *22nd European Signal Processing Conference (EUSIPCO)*, 2014, pp. 76–80.
- [2] M. A. Albreem, M. Juntti, and S. Shahabuddin, "Massive MIMO detection techniques: A survey," *IEEE Commun. Surveys Tuts.*, vol. 21, no. 4, pp. 3109–3132, 4th Quart. 2019.
- [3] S. Yang and L. Hanzo, "Fifty years of MIMO detection: The road to large-scale MIMOs," *IEEE Commun. Surveys Tuts.*, vol. 1, no. 4, pp. 1941–1988, 4th Quart. 2015.
- [4] C. Zhang, Z. Wu, C. Studer, Z. Zhang, and X. You, "Efficient soft-output Gauss–Seidel data detector for massive MIMO systems," *IEEE Trans. Circuits Syst. I*, vol. 68, no. 12, pp. 5049–5060, Dec. 2021.
- [5] B. Yin, M. Wu, J. R. Cavallaro, and C. Studer, "Conjugate gradient-based soft-output detection and precoding in massive MIMO systems," in *Proc. IEEE Global Commun. Conf. (GLOBECOM)*, 2014, pp. 3696–3701.
- [6] L. Li and J. Hu, "Fast-converging and low-complexity linear massive MIMO detection with L-BFGS method," *IEEE Trans. Veh. Technol.*, vol. 71, no. 10, pp. 10 656–10 665, Oct. 2022.
- [7] S. Lyu and C. Ling, "Hybrid vector perturbation precoding: The blessing of approximate message passing," *IEEE Trans. Signal Process.*, vol. 67, no. 1, pp. 178–193, Oct. 2019.
- [8] E. Björnson, J. Hoydis, and L. Sanguinetti, "Massive MIMO networks: Spectral, energy, and hardware efficiency," *Foundations and Trends® in Signal Processing*, vol. Nov., no. 3-4, pp. 154–655, 2017.
- [9] J. Liu, Y. Ma, J. Wang, N. Yi, R. Tafazolli, S. Xue, and F. Wang, "A non-stationary channel model with correlated NLoS/LoS states for ELAA-mMIMO," in *Proc. IEEE Global Commun. Conf. (GLOBECOM)*, 2021, pp. 1–6.
- [10] A. Amiri, M. Angjelichinoski, E. De Carvalho, and R. W. Heath, "Extremely large aperture massive MIMO: Low complexity receiver architectures," in *Proc. IEEE GLOBECOM Workshops (GC Wkshps)*, 2018, pp. 1–6.
- [11] J. Wang, Y. Ma, N. Yi, R. Tafazolli, and F. Wang, "Network-ELAA beamforming and coverage analysis for eMBB/URLLC in spatially non-stationary Rician channels," in *Proc. IEEE Int. Conf. Commun. (ICC)*, 2022, pp. 1–6.
- [12] 3GPP, "Study on channel model for frequencies from 0.5 to 100 GHz," 3rd Generation Partnership Project (3GPP), Tech. Specification 38.901, Dec. 2019, version 16.1.0.
- [13] Z. Wang, R. M. Gower, Y. Xia, L. He, and Y. Huang, "Randomized iterative methods for low-complexity large-scale MIMO detection," *IEEE Trans. Signal Process.*, vol. 70, pp. 2934–2949, Jun. 2022.
- [14] T. Xie, L. Dai, X. Gao, X. Dai, and Y. Zhao, "Low-complexity SSOR-based precoding for massive MIMO systems," *IEEE Commun. Lett.*, vol. 20, no. 4, pp. 744–747, Apr. 2016.
- [15] L. Li and J. Hu, "An efficient linear detection scheme based on L-BFGS method for massive MIMO systems," *IEEE Commun. Lett.*, vol. 26, no. 1, pp. 138–142, Oct. 2022.
- [16] Z. Chen and E. Björnson, "Channel hardening and favorable propagation in cell-free massive MIMO with stochastic geometry," *IEEE Trans. Commun.*, vol. 66, no. 11, pp. 5205–5219, Nov. 2018.