

Computation of the Wright function from its integral representation

Dimitar Prodanov^{1,2}

¹ EHS and NERF, Interuniversity Microelectronics Centre (IMEC), 3001 Leuven, Belgium,

`dimitar.prodanov@imec.be`

² ITSDP, Institute of Information and Communication Technologies (IICT), Bulgarian Academy of Sciences, 1431 Sofia, Bulgaria

Abstract. The Wright function arises in the theory of the fractional differential equations. It is a very general mathematical object having diverse connections with other special and elementary functions. The Wright function provides a unified treatment of several classes of special functions, such as the Gaussian, Airy, Bessel, error functions, etc. The manuscript presents a novel numerical technique for approximation of the Wright function using quadratures. The algorithm is implemented as a standalone library using the double-exponential quadrature integration technique using the method of stationary phase. Function plots for a variety of parameter values are demonstrated.

Keywords: Wright function, Bessel function, Error function, Airy function, Whittaker function

1 Introduction

The Wright function, introduced by E.M. Wright in two seminal publications [1,2], is a special mathematical function originally defined by the infinite series:

$$W(a, b | z) := \sum_{k=0}^{\infty} \frac{z^k}{k! \Gamma(ak + b)}, \quad z, b \in \mathbb{C}, \quad a > -1 \quad (1)$$

where Γ denotes the Euler's gamma function. If the parameter a is a positive real number, it is classified as the Wright functions of the first kind, and when $-1 < a < 0$ – as the Wright functions of the second kind [3].

For rational values of a the Wright function is reducible to a finite sum of hypergeometric functions, which are amenable to automated representation by computer algebra systems. Many more formulas are tabulated in the recent work of [4]. The analytical properties of the Wright function will not be repeated here in view of space limitations.

Until recently efficient numerical algorithms for its approximation were not available. The seminal studies of Luchko et al. treated only the case $|b| \leq 1$ [5,6]. There is also a more recent interest in numerical algorithms for its computation based on Laplace transform inversion [7]. In view of its broad applications, methods of its computation can be of general interest.

2 Applications

The Wright function arises in the theory of the space-time fractional diffusion equation (FDE) with the temporal Caputo derivative [8,9]. We recall that the Caputo's fractional derivative of order $\beta > 0$ is defined for $\beta \notin \mathbb{N}$ as the differ-integral

$$\mathcal{D}_t^\beta f(t) = \frac{1}{\Gamma(m-\beta)} \int_0^t \frac{f^{(m)}(u) du}{(t-u)^{\beta+1-m}} \quad (2)$$

Notably, the Green function of the time FDE is expressed as the function $W(-a, 1-a|z)$ of the similarity variable z , named after Mainardi (M-Wright function). The fractional differential equation in the Caputo sense with variable coefficients

$$\mathcal{D}_t^\beta t^q f'(t) = \beta t^{q-1} f(t) \quad (3)$$

admits for a solution $f(t) = W(\beta, q|t^\beta)$ [10].

The subordination formulas for the fractional diffusion-wave equations can also be expressed in terms of Wright functions. Recent surveys about its applications can be found in [11] and [12].

The Wright function provides a unified treatment of several classes of special functions. Noteworthy are the relationships of the Wright to the Bessel functions:

$$W\left(1, \nu+1 \mid -\frac{z^2}{4}\right) = \left(\frac{z}{2}\right)^{-\nu} J_\nu(z), \quad (4)$$

$$W\left(1, \nu+1 \mid \frac{z^2}{4}\right) = \left(\frac{z}{2}\right)^{-\nu} I_\nu(z) \quad (5)$$

3 The canonical complex integral representation

The canonical complex integral representation of the Wright function is given by the line integral

$$W(a, b|z) = \frac{1}{2\pi i} \int_{H_a^-} \frac{e^{\xi+z\xi^{-a}}}{\xi^b} d\xi, \quad z \in \mathbb{C} \quad (6)$$

along the Hankel contour, which surrounds the negative real semi-axis. For integral values of b and a the path of integration closes around the origin O and can be used to extend the domain of the function into the negative integer parameters.

Definition 1. *The integral kernel of the Wright function is defined as function of the complex variable ξ as*

$$\ker(\xi) := \frac{e^{\xi+z\xi^{-a}}}{\xi^b} \quad (7)$$

Definition 2. *The Hölder exponent function the origin is defined as $h(\xi) := \xi \frac{d}{d\xi} \log \ker(\xi)$.*

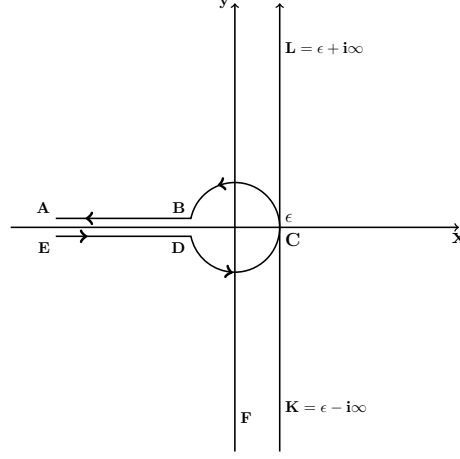


Fig. 1. Hankel and Bromwich contours

4 Derivation of the real integral representation

The results of this section are based on the method of Luchko [5]. The starting point is a deformation of the Hankel contour into an arc enclosing the pole at the origin and rays extending towards negative infinity as depicted in Fig. 1. The Hankel integral contour can be split in three parts - the rays BA , ED and the arch BCD (Fig. 1). Accordingly, the value of the integral can be evaluated as the sum:

$$W(a, b|z) = \underbrace{I_{AB} + I_{DE}}_{I_r} + \underbrace{I_{BCD}}_{P_\epsilon} = \int_{AB} \ker(\xi) d\xi + \int_{BCD} \ker(\xi) d\xi + \int_{DE} \ker(\xi) d\xi \quad (8)$$

The branch cut will be taken along the negative real axis. Then for the two rays AB and ED we obtain

$$\ker_{AB} = \frac{e^{\frac{\epsilon - ia\delta}{r^a} z} + e^{i\delta} r - ib\delta}{r^b}, \quad \ker_{ED} = \frac{e^{\frac{\epsilon + ia\delta}{r^a} z} + e^{-i\delta} r + ib\delta}{r^b} \quad (9)$$

Therefore,

$$\ker_{AB} - \ker_{ED} = \frac{2ie^{\cos(\delta)r + \frac{\cos(a\delta)z}{r^a}} \sin\left(\frac{\sin(a\delta)z}{r^a} - \sin(\delta)r + b\delta\right)}{r^b} \quad (10)$$

Taking the limit $\delta \rightarrow \pi$ results in the radial contribution

$$I_r(\epsilon) = \frac{1}{\pi} \int_{\epsilon}^{\infty} \frac{e^{\frac{\cos(\pi a)z}{r^a} - r} \sin\left(\frac{\sin(\pi a)z}{r^a} + \pi b\right)}{r^b} dr \quad (11)$$

For the arcuate component we obtain

$$\begin{aligned} ker_{BCD} &= \frac{ie^{-\frac{ia\varphi}{\epsilon^a}z} + \epsilon e^{i\varphi - ib\varphi}}{\epsilon^b} e^{i\varphi} \epsilon \\ &= \frac{i\epsilon e^{\epsilon \cos(\varphi) + \frac{\cos(a\varphi)z}{\epsilon^a}} \cos\left(\frac{-\sin(a\varphi)z}{\epsilon^a} + \epsilon \sin(\varphi) - b\varphi + \varphi\right)}{\epsilon^b} \\ &\quad - \frac{\epsilon e^{\epsilon \cos(\varphi) + \frac{\cos(a\varphi)z}{\epsilon^a}} \sin\left(\frac{-\sin(a\varphi)z}{\epsilon^a} + \epsilon \sin(\varphi) - b\varphi + \varphi\right)}{\epsilon^b} \end{aligned} \quad (12)$$

Therefore, taking the limit $\delta \rightarrow \pi$ as before we obtain the circular integral

$$P_\epsilon = \frac{\epsilon^{1-b}}{2\pi} \int_{-\pi}^{\pi} e^{\epsilon \cos \varphi + \cos(a\varphi)z/\epsilon^a} \cos(-(\sin(a\varphi)z/\epsilon^a + \epsilon \sin \varphi + (1-b)\varphi)) d\varphi \quad (13)$$

What is left is to determine the optimal value of the radial parameter ϵ . At this point, the present approach departs from the treatment of [5].

First, we can observe that if $a < 0$ and $b < 1$ for $\epsilon \rightarrow 0 \implies P_\epsilon \rightarrow 0$ since the integral is bounded. Furthermore, for $b = 1$ and $a < 0$

$$\lim_{\epsilon \rightarrow 0} P_\epsilon = \frac{1}{2\pi} \int_{-\pi}^{\pi} \lim_{\epsilon \rightarrow 0} e^{\epsilon \cos \varphi + \cos(a\varphi)z/\epsilon^a} \cos(-\sin(a\varphi)z/\epsilon^a + \epsilon \sin \varphi) d\varphi = 1 \quad (14)$$

by Azrelá's theorem, which represents a useful special case. However, a more systematic way of determining ϵ will be the following.

The Hölder exponent β at the origin is determined by the limit of the Hölder function as $\beta = \lim_{\xi \rightarrow 0} h(\xi)$. For the Wright kernel one can directly compute

$$h(\xi) = -\frac{az}{\xi^a} + \xi - b \quad (15)$$

Therefore, for $a < 0$ and $\beta = h(\xi)|_{\xi=0} = -b$. This corresponds with the fact that $W(a, b|0) = 1/\Gamma(b)$. Notably, if $b < 1$ the singularity at the origin is integrable and $\epsilon = 0$.

Furthermore, it can be concluded that for integral a and b the contour can be closed and the Cauchy theorem can be applied. Let's denote $n = -a$ and $b = m$ for $m, n \in \mathbb{N}$; then

$$W(-n, m|z) = \text{Res}(ker(\xi), \xi = 0) = \frac{1}{\Gamma(m)} \left(\frac{d}{d\xi}\right)^{m-1} e^{\xi + z\xi^n} \Big|_{\xi=0} \quad (16)$$

where the differentiation takes precedence over the limit. Therefore, we can conclude that $W(-n, m|z)$ is a polynomial in z . This is a novel result, which was not anticipated by Wright and Mainardi, and allows for the extension of the domain of the parameters of the function. If $b = 1$ then $\text{Res}(ker(\xi), \xi = 0) = 1$.

In contrast, if $a > 0$ an essential singularity appears at the origin as the Hölder exponent diverges. For that latter case we look for the curve where the phase of the kernel is stationary to first order to minimize oscillations. This is given by the computation

$$\frac{d}{d\xi} (z/\xi^a + \xi) \Big|_{\xi=\xi_0} = \left(-\frac{az}{\xi^{a+1}} + 1 \right) \Big|_{\xi=\xi_0} = 0 \implies \xi_0 = {}^{a+1}\sqrt{az} \quad (17)$$

Therefore, we can take $\epsilon = |\xi_0| = {}^{a+1}\sqrt{|az|}$.

Remark 1. In particular cases (i.e. when $a > 1$) it can be advantageous to change the integration variable as $r^a \mapsto u$

$$I_u(\epsilon) = \frac{1}{\pi a} \int_{\epsilon}^{\infty} u^{\frac{1-b}{a}-1} \sin(\sin(\pi a)z/u + \pi b) e^{\cos(\pi a)z/u - u^{1/a}} du \quad (18)$$

In summary, the following theorem can be stated.

Theorem 1. *The Wright function can be computed according to the table*

$b \backslash a$	$a < 0$	$a = 0$	$a > 0$
$b \leq 1$	$I_r(0)$	I_0	$I_u(\epsilon^a) + P(\epsilon)$
$b = 1$	$I_r(0) + 1$		
$b > 1$	$I_r(\epsilon) + P(\epsilon)$		

where $\epsilon = \max\left({}^{a+1}\sqrt{|az|}, 1\right)$ and

$$I_0 = e^z / \Gamma(b) \quad (19)$$

$$I_r(\epsilon) = \frac{1}{\pi} \int_{\epsilon}^{\infty} \frac{\sin\left(\frac{\sin(\pi a)z}{r^a} + \pi b\right)}{r^b} e^{\frac{\cos(\pi a)z}{r^a} - r} dr \quad (20)$$

$$P(\epsilon) = \frac{\epsilon^{1-b}}{2\pi} \int_{-\pi}^{\pi} e^{\epsilon \cos \varphi + \cos(a\varphi)z/\epsilon^a} \cos(\epsilon \sin \varphi - z \sin(a\varphi)/\epsilon^a + (1-b)\varphi) d\varphi, \quad (21)$$

4.1 The Double-Exponential (DE) quadrature method

The DE quadrature integration technique of Takahasi and Mori [13,14] can be summarized as follows. The integral on the interval A

$$I = \int_A f(x) dx = \int_A f(x) dx = \int_{-\infty}^{\infty} f \circ \phi(t) \phi'(t) dt \quad (22)$$

is transformed to an integral on the entire real line and the function ϕ guarantees double exponential convergence to I as the limit of the Riemannian sum

$$I = \lim_{N \rightarrow \infty} S_N = \lim_{N \rightarrow \infty} h \sum_{k=-N}^N \underbrace{\phi'(kh)}_{w_k} \underbrace{f(\phi(kh))}_{x_k} \quad (23)$$

Therefore, the value of the integral can be approximated by the truncated sum $S_N \approx I$, where the weights are given by w_k and the abscissas (i.e. evaluation points) by x_k , while h is an adjustable parameter. For the case of a semi-finite interval the DE formula employs the transformation

$$x = \phi(t) = \exp\left(\frac{\pi}{2} \sinh t\right), \quad dx = \phi'(t)dt = \frac{\pi}{2} e^{\frac{\pi \sinh t}{2}} \cosh t dt \quad (24)$$

For compact intervals the DE formula uses the transformation

$$x = \phi(t) = \tanh\left(\frac{\pi}{2} \sinh t\right), \quad dx = \phi'(t)dt = \frac{\pi}{2} \operatorname{sech}\left(\frac{\pi \sinh t}{2}\right)^2 \cosh t dt \quad (25)$$

The absolute error of the method is of the order $\exp(-cN/\log(N))$.

5 Numerical Results

Proposed algorithm is implemented as a standalone library using the DE quadrature integration technique [15] in the Java programming language and can be downloaded from <https://github.com/dprodanov/dspquad>. A reference implementation in the computer algebra system Maxima was also developed both for the QUADPACK [16] and DE libraries.

Numerical experiments were performed on a 64-bit Microsoft Windows 10 Enterprise machine with configuration – Intel[®] Core[™] i5-8350U CPU @ 1.70GHz, 1.90 GHz and 16GB RAM. Computation times are presented in Table 1, where $w_1 = 2.404825557695773$ is the first (approximate) zero of $J_0(x)$. Plots were

Wright function	formula	x	time [μ s]
$W(-1/2, 1 x)$	$\operatorname{erf}(x/2)+1$	2	204.400
$W(-1/2, 1/2 x)$	$M_{1/2}(-x)$	1/2	165.301
$W(-1/2, -1/2 x)$	$G_2(x)$	3/2	199.200
$W(-1/3, 2/3 x)$	$M_{1/3}(-x)$	1/2	187.500
$W(1, 3/2 x)$	$\sin(2\sqrt{x})/\sqrt{\pi x}$	π^2	227.500
$W(1, 1 x)$	$J_0(2\sqrt{x})$	$w_1^2/4$	250.301

Table 1. Computation times

produced by Maxima 5.46.0 running Steel Bank Common Lisp (SBCL) v. 2.2.2. Presented results demonstrate that computation times are similar and do not depend much on the parameter values.

5.1 Computation of the Mainardi's Wright function and its integral

Mainardi introduced a specialization of the Wright function, called also M-Wright function, [17]:

$$M_a(z) := W(-a, 1-a| -z) \quad (26)$$

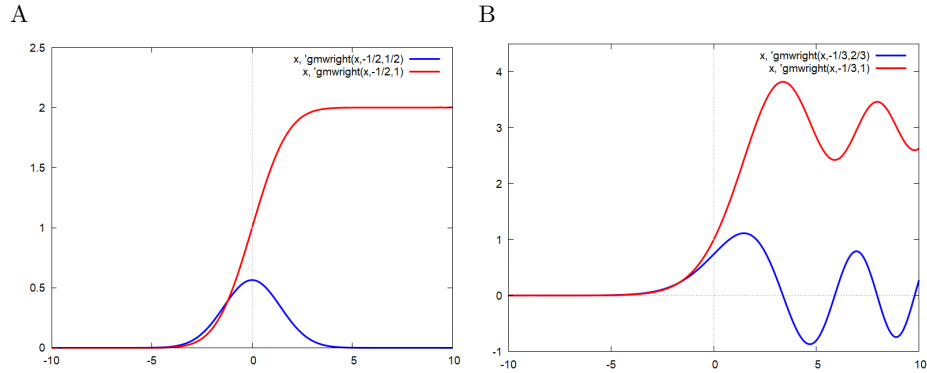


Fig. 2. Plots of the Wright function of the second kind, $a < 0$: A – Gaussian and $\text{erf}(x)$ functions; B – $\text{Ai}(x)$ and its integral

with particular cases $M_0(z) = e^{-z}$, $M_{1/2}(z) = \frac{1}{\sqrt{\pi}}e^{-z^2/4}$, $M_{1/3}(z) = \sqrt[3]{3^2} \text{Ai}(z/\sqrt[3]{3})$. For a rational $a = 1/n$ the M-Wright function satisfies a differential equation of order $n - 1$

$$\frac{d^{n-1}}{dz^{n-1}} M_{1/n}(z) + \frac{(-1)^n}{n} z M_{1/n}(z) = 0 \quad (27)$$

equipped with the appropriate initial conditions. The integral of the M-Wright function is again a Wright function, but not a M-Wright function:

$$\int_{-\infty}^x M_a(-u) du = W(-a, 1 | x) \quad (28)$$

A particular case of the Wright function is the error function:

$$W\left(-\frac{1}{2}, 1 \middle| z\right) = \text{erfc}\left(-\frac{z}{2}\right). \quad (29)$$

Plots are presented in Fig. 2A for $a = -1/2$, corresponding to the Gaussian and error functions, and in Fig. 2B $a = -1/3$, corresponding to the Airy function and its integral.

5.2 Computation of Gaussian derivatives and hypergeometric functions

The Wright function is also related to the derivatives of the Gaussian and the Airy functions. The Gaussian derivatives can be represented as

$$G_n(x) := \left(\frac{d}{dx}\right)^n \frac{e^{-x^2/4}}{\sqrt{\pi}} = W\left(-\frac{1}{2}, \frac{1-n}{2} \middle| x\right) \quad (30)$$

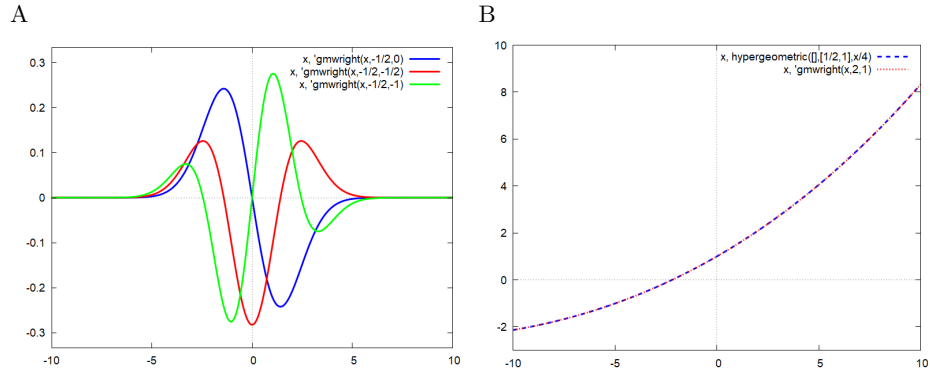


Fig. 3. A – Gaussian derivatives computed as Wright functions – $G_1(x) \div G_3(x)$; B – hypergeometric function computed as a Wright function and overlaid on ${}_0F_2(-; 1/2, 1|x/4)$

Plots are presented in Fig. 3A. Recently, Apelblat and Gonzales-Santander [4] established the equivalence

$$W(2, 1|x) = {}_0F_2(-, 1/2, 1; x/4) \quad (31)$$

A comparison plot is presented in Fig. 3B.

5.3 Computation of Bessel and trigonometric functions

The algorithm shows good numerical stability for the computation of Bessel functions for intermediate values of the argument (Fig. 4). Bessel functions for half-integer arguments can be expressed in elementary trigonometric functions. For example,

$$J_{1/2}(x) = \frac{\sqrt{2}}{\sqrt{\pi|x|}} \sin x \quad (32)$$

A comparison plot is presented in Fig. 4B.

6 Discussion

Computation of the Wright function presents an interesting applied mathematics problem because of its generality and its connections to other special functions, which so far have been computed in a variety of different ways. Here it is demonstrated that all of the above functions can be computed through the computation of the Wright function. The present contribution builds on the seminal works of Luchko et al. [5,6] but removes some limitations found in their works (for example Th. 2.1. in [6]) and strives for full generality of the computational technique. Unlike the algorithm of Luchko the present algorithm does not use series summation for small arguments, which saves on computation of Γ functions. Unlike

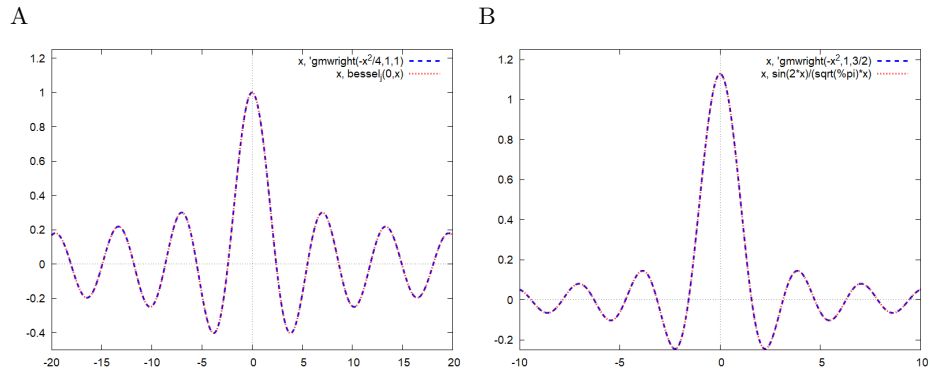


Fig. 4. Wright function plots for $a = 1$: A – $J_0(x)$ overlaid on $W(1, 1 | -x^2/4)$, B – $J_{1/2}(2x)/\sqrt{|x|}$ overlaid on $W(1, 3/2 | -x^2)$

the method of Aceto and Durastante [7], which uses a parabolic contour, the present technique uses a combination of a circular contour and a straight line integral. Presented approach demonstrates very good computational times and will allow for an easy extension to complex arguments.

Acknowledgment

The present work is funded by the Horizon Europe project VIBraTE, grant agreement no. 101086815.

References

1. Wright, E.M.: The asymptotic expansion of integral functions defined by Taylor series. *Philos. Trans. Royal Soc A* **238**(795), 423–451 (1940). DOI 10.1098/rsta.1940.0002
2. Wright, E.M.: The asymptotic expansion of the generalized hypergeometric function. *J London Math Soc* **s1-10**(4), 286–293 (1935). DOI 10.1112/jlms/s1-10.40.286
3. Mainardi, F.: *Fractional Calculus and Waves in Linear Viscoelasticity*. Imperial College Press (2010). DOI 10.1142/p614
4. Apelblat, A., González-Santander, J.L.: The Integral Mittag-Leffler, Whittaker and Wright Functions. *Mathematics* **9**(24), 3255 (2021). DOI 10.3390/math9243255
5. Luchko, Y.: Algorithms for evaluation of the Wright function for the real arguments’ values. *Fract. Calc. Appl. Anal.* **11**(1), 57–75 (2008)
6. Luchko, Y., Trujillo, J., Velasco, M.: The Wright function and its numerical evaluation. *Int J Pure Applied Math* **64**, 567–575 (2010)
7. Aceto, L., Durastante, F.: Efficient computation of the Wright function and its applications to fractional diffusion-wave equations. *ESAIM: Math Model Numerical Analysis* (2022). DOI 10.1051/m2an/2022069

8. Gorenflo, R., Luchko, Y., Mainardi, F.: Wright functions as scale-invariant solutions of the diffusion-wave equation. *J Comp Applied Math* **118**(1-2), 175–191 (2000). DOI 10.1016/s0377-0427(00)00288-0
9. Lipnevich, V., Luchko, Y., Todorov, M.D., Christov, C.I.: The Wright function: Its properties, applications, and numerical evaluation. In: *AIP Conference Proceedings*. AIP (2010). DOI 10.1063/1.3526663
10. Garra, R., Mainardi, F.: Some applications of Wright functions in fractional differential equations. *Reports on Mathematical Physics* **87**(2), 265–273 (2021). DOI 10.1016/s0034-4877(21)00029-x
11. Mainardi, F., Consiglio, A.: The Wright functions of the second kind in mathematical physics. *Mathematics* **8**(6), 884 (2020). DOI 10.3390/math8060884
12. Povstenko, Y.: Some applications of the Wright function in continuum physics: A survey. *Mathematics* **9**(2), 198 (2021). DOI 10.3390/math9020198
13. Takahasi, H., Mori, M.: Double exponential formulas for numerical integration. *Pub Res Inst Math Sci* **9**(3), 721–741 (1973). DOI 10.2977/prims/1195192451
14. Mori, M.: Quadrature formulas obtained by variable transformation and the DE-rule. *J Comp Applied Math* **12-13**, 119–130 (1985). DOI 10.1016/0377-0427(85)90011-1
15. Mori, M., Sugihara, M.: The double-exponential transformation in numerical analysis. *J Comp Applied Math* **127**(1-2), 287–296 (2001). DOI 10.1016/s0377-0427(00)00501-x
16. Piessens, R., Doncker-Kapenga, E., Überhuber, C.W., Kahaner, D.: *Quadpack*. Springer, Berlin-Heidelberg (1983)
17. Mainardi, F., Luchko, Y., Pagnini, G.: The fundamental solution of the space-time fractional diffusion equation. *Fract. Calc. Appl. Anal.* **4**(2), 153 – 192 (2001)