

Handle decompositions and Kirby diagrams for the complement of plane algebraic curves

Sakumi Sugawara *

October 24, 2023

Abstract

The complement of plane algebraic curves are well studied from topological and algebro-geometric viewpoints. In this paper, we will describe the explicit handle decompositions and the Kirby diagrams for the complement of plane algebraic curves. The method is based on the notion of braid monodromy. We refined this technique to obtain handle decompositions and Kirby diagrams.

1 Introduction

Let C be a plane algebraic curve in \mathbb{C}^2 . The complement $M = \mathbb{C}^2 \setminus C$ has been studied from topological and algebro-geometric viewpoints. By the Zariski–van Kampen theorem, the algorithm to compute the fundamental group $\pi_1(M)$ is classically known [Za29, vK33]. Zariski–van Kampen’s method evolved to the notion of braid monodromy [Mo81], and Libgober gave the presentation of the fundamental group whose associated 2-dimensional complex is homotopy equivalent to the complement [Li86]. Moreover, Artal-Bartolo, Carmona-Ruber, and Cogolludo-Agustín proved that braid monodromy determines the embedded topology of projective plane curves [ACC03].

However, as far as the author knows, there are no algorithms to describe the explicit diffeomorphism type of M , which is more refined information. Since M is a real 4-manifold, it is expected from Libgober’s result that M admits a handle decomposition by 0-, 1-, and 2-handles (note that M is also a Stein manifold). Libgober’s method describes the homotopy type of the complement, however, it uses the deformation retraction to the link complement in S^3 around the singularity of the curve. Therefore, it seems difficult to describe information more than the homotopy type.

The purpose of this paper is to give the explicit handle decompositions of the complement of plane algebraic curves, refining the description of the homotopy type obtained from the braid monodromy. We will describe the handle decompositions by the Kirby diagrams (for the details of the handle decompositions and Kirby diagrams of 4-manifolds, see [GS99] for example). Instead of constructing the deformation retraction, we decompose the neighborhood of each singularity into some parts to describe the diffeomorphism type. Then, we study how these parts are attached to each other (See Proposition 3.1, 3.3, and Theorem 3.4). At this stage, the key point is to observe and deal with the critical points of the stable map from the boundary of the regular neighborhood of the curve (Proposition 3.5).

*Department of Mathematics, Graduate School of Science, Hokkaido University, North 10, West 8, Kita-ku, Sapporo 060-0810, JAPAN, E-mail: sugawara.sakumi.f5@elms.hokudai.ac.jp

MSC Classification: 32S50, 32Q55, 57K40, 57R65

Keywords: handle decompositions, Kirby diagrams, plane algebraic curves, braid monodromy

Recently, handle decompositions and Kirby diagrams of the complement of complexified real line arrangement are obtained by the author and Yoshinaga [SY22]. This result corresponds to a special case of our main result. However, their method is based on the Lefschetz hyperplane section theorem and is deeply dependent on the combinatorial structure of a real line arrangement. Since it cannot be extended to general plane algebraic curves, we need to take another strategy stated above.

This paper is organized as follows. In Section 2, we recall the notion of braid monodromy for plane algebraic curves. In Section 3, we give an explicit handle decomposition for the complement. In Section 4, we introduce the algorithm to draw Kirby diagrams and give some examples.

Acknowledgement. The author would like to thank Professor Naohiko Kasuya for the invaluable comments on this paper and helpful discussions on this research. The author is supported by the JSPS KAKENHI Grant Number 22KJ0114.

2 Braid monodromy for plane algebraic curves

In this section, we recall the braid monodromy for plane algebraic curves (for details, see also [ACC03, CS97, Mo81, Li86], for example).

Let C be a plane algebraic curve defined by the zero set of a reduced polynomial $f(x, y)$ of degree n . We denote by $M = \mathbb{C}^2 \setminus C$ the complement. Let $\pi : \mathbb{C}^2 \rightarrow \mathbb{C}$, $\pi(x, y) = x$ be the first projection. For $x \in \mathbb{C}$, we set $L_x = \pi^{-1}(x)$. Let $X = \{p_1, \dots, p_N\} \subset \mathbb{C}$ be the set of points whose fiber L_{p_i} contains a singularity of C or L_{p_i} tangents to C (see Figure 1). We can assume that the projection π is generic such that L_{p_i} contains at most one singularity for each $p_i \in X$ and the curve is locally isomorphic to $\{x = y^2\}$ near the tangent point in L_{p_i} .

Under this setting, we have the following proposition. See page 123 of [Di92] for the proof, for example.

Proposition 2.1. *The restriction $\pi : \mathbb{C}^2 \setminus (C \cup \pi^{-1}(X)) \rightarrow \mathbb{C} \setminus X$ is a locally trivial fibration.*

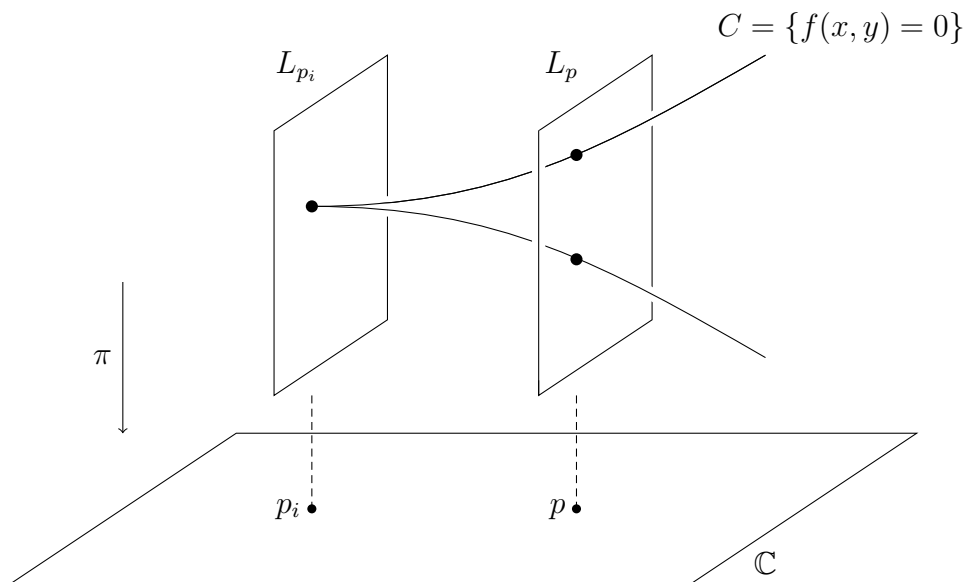


Figure 1: The projection $\pi : \mathbb{C}^2 \rightarrow \mathbb{C}$

Definition 2.2. A system of arcs s_1, \dots, s_N in \mathbb{C} is called a *non-intersecting arc system* with respect to the base point $p_0 \in \mathbb{C}$ and a finite set $\{p_1, \dots, p_N\} \subset \mathbb{C}$ if the following two conditions are satisfied.

- Each arc s_i is smooth and connecting p_0 and p_i .
- There are no self intersections in each s_i , and $s_i \cap s_j = \{p_0\}$ if $i \neq j$.

For $1 \leq i \leq N$, let U_i be a small open disk centered at p_i . Fix a point $p'_i \in \partial U_i$ for each i . Take a point $p_0 \in \mathbb{C} \setminus X$ and non-intersecting arc system s_1, \dots, s_N in \mathbb{C} with respect to the base point p_0 and $\{p'_1, \dots, p'_N\}$. Let $\gamma_i \in \pi_1(\mathbb{C} \setminus X, p_0)$ be an element which represents the loop $s_i \cup \partial U_i \cup s_i^{-1}$.

By trivializing the fibration $\pi : \mathbb{C}^2 \setminus (C \cup \pi^{-1}(X)) \rightarrow \mathbb{C} \setminus X$ along each loop γ_i , we obtain an automorphism of L_{p_0} , which preserves $L_{p_0} \cap C$. The trivialization along the loops defines a homomorphism

$$\Phi : \pi_1(\mathbb{C} \setminus X, p_0) \rightarrow B(L_{p_0}, L_{p_0} \cap C),$$

where $B(L_{p_0}, L_{p_0} \cap C)$ denotes the mapping class group of L_{p_0} preserving the set $L_{p_0} \cap C$, which is canonically isomorphic to the Artin's braid group B_n with n -strands. This homomorphism Φ is called the braid monodromy of the algebraic curve. We define $\beta_i = \Phi(\gamma_i)$ as the monodromy along the loop γ_i .

Let $L_{p_0} \cap C = \{q_{0,1}, \dots, q_{0,n}\}$. Take a base point $q_0 \in L_{p_0} \setminus C$. We can define the non-intersecting arc system with respect to the base point q_0 and $\{q_{0,1}, \dots, q_{0,n}\}$. Let $e_1, \dots, e_n \in \pi_1(L_{p_0} \setminus C, q_0)$ be the elements which represent the loop defined from the non-intersecting arc system (Figure 2). The fundamental group $\pi_1(L_{p_0} \setminus C, q_0)$ is isomorphic to a free group of rank n generated by e_1, \dots, e_n .

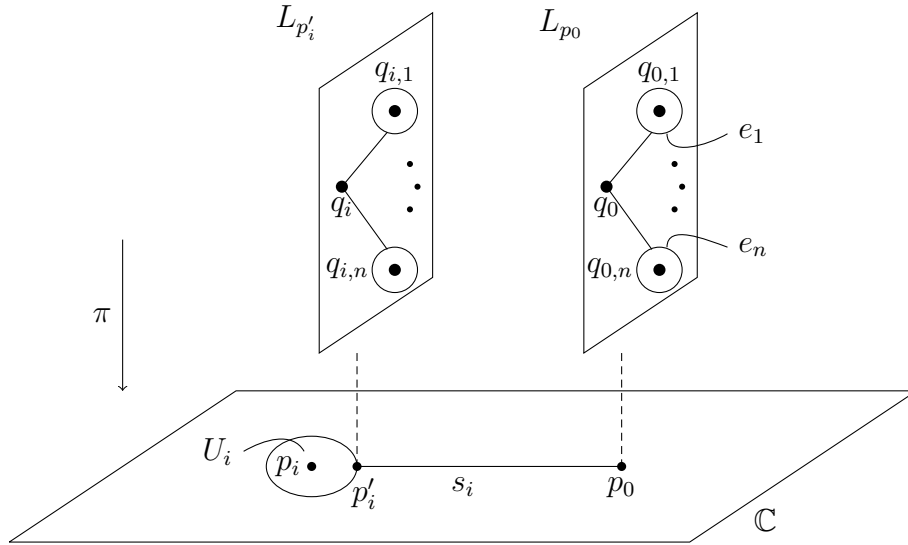


Figure 2: Non-intersection arc systems in the fibers

The braid group $B(L_{p_0}, L_{p_0} \cap C)$ canonically acts to the fundamental group $\pi_1(L_{p_0} \setminus C, q_0)$ (so-called Artin action to a free group).

Let m_i be the multiplicity of the singularity in L_{p_i} . If L_{p_i} tangents to C , then we define $m_i = 2$. The fiber $L_{p'_i} \cap C$ is a n points set and m_i of them collapse at once when the point p'_i approaches p_i . Let $L_{p'_i} \cap C = \{q_{i,1}, \dots, q_{i,m_i}, q_{i,m_i+1}, \dots, q_{i,n}\}$ and we assume that first m_i points collapse. By trivializing along s_i , each collapsing point $q_{i,j}$ reaches at a point in $L_{p_0} \cap C$, and write it $q_{0,i_j} \in L_{p_0} \cap C$. Let $I_i = \{i_1, \dots, i_{m_i-1}\}$ be the corresponding index set.

Under this setting, Libgober proved the following theorem.

Theorem 2.3. [Li86] *The complement $M = \mathbb{C}^2 \setminus C$ is homotopy equivalent to a 2-dimensional complex associated with the following presentation of the fundamental group:*

$$\pi_1(\mathbb{C}^2 \setminus C) \cong \langle e_1, \dots, e_n \mid \beta_i \cdot e_j = e_j, i = 1, \dots, N, j \in I_i \rangle,$$

where \cdot denotes the Artin action.

It is convenient to consider the monodromy around each point $p_i \in X$ and arc s_i separately, in order to calculate and describe the Kirby diagrams in the forthcoming sections. Let $\overline{\beta}_i \in B(L_{p'_i}, L_{p'_i} \cap C)$ the local monodromy around ∂U_i and $\phi_i : B(L_{p_0}, L_{p_0} \cap C) \rightarrow B(L_{p'_i}, L_{p'_i} \cap C)$ be the isomorphism induced by the trivialization along s_i .

Remark 2.4. Let us consider the local monodromy around $p_i \in X$. Let $\gamma_i : [0, 1] \rightarrow \partial U_i$ be a smooth parametrization with $\gamma_i(0) = \gamma_i(1) = p'_i$ that orients ∂U_i counterclockwise. Then, $L_{\gamma_i(t)} \cap C$ is expressed as $\{q_{i,1}(t), \dots, q_{i,n}(t)\}$, where $q_{i,j}(t)$ is a smooth curve with $q_{i,j}(0) = q_{i,j}$. Therefore, $\pi^{-1}(\partial U_i) \cap C = \bigcup_{j=1}^n \bigcup_{t \in [0,1]} q_{i,j}(t)$ forms a braid with n strands in $\pi^{-1}(\partial U_i)$. This braid represents the element which appears as the local monodromy $\overline{\beta}_i \in B(L_{p'_i}, L_{p'_i} \cap C)$.

3 Handle decompositions

In this section, we give a handle decomposition of the complement $M = \mathbb{C}^2 \setminus C$. Let $D \subset \mathbb{C}$ be a sufficiently large disk such that a non-intersecting arc system s_1, s_2, \dots, s_N is contained in D . Take a small regular neighborhood $\nu(C)$ of C such that $L_q \cap \nu(C)$ consists of n connected components for all $q \in \partial U_i$ (see Figure 3). We also assume that $\nu(C)$ is generic such that the restriction of π to the boundary $\partial \nu(C)$ is a stable map. We define the disk D_y in the fiber complex line such that $L_p \cap \nu(C)$ is contained in $\{p\} \times D_y$ for all $p \in D$. Clearly, $D \times D_y$ is diffeomorphic to the standard 4-ball.

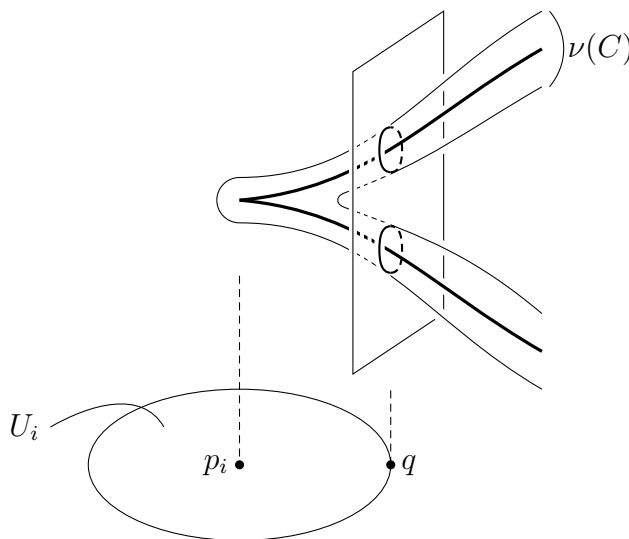


Figure 3: The neighborhoods U_i and $\nu(C)$

Let $M_0 = (D \times D_y) \setminus \nu(C)$. The manifold M_0 is a compact 4-manifold with boundary and the interior of M_0 is diffeomorphic to M . We shall give a handle decomposition of M_0 .

Let $\pi_0 := \pi|_{M_0} : M_0 \rightarrow D$ be the restriction of the projection. Note that the restriction of π_0 to $M_0 \setminus \bigcup_{i=1}^N \pi_0^{-1}(U_i)$ is again a locally trivial fibration. We prepare some notations (see Figure 4).

- s_0 : a non-intersecting arc connecting p_0 and a point at ∂D .
- $\Gamma = \bigcup_{i=0}^N s_i$
- $\nu(s_i)$: a small tubular neighborhood for $i = 0, 1, \dots, N$.
- $\nu(\Gamma) = \bigcup_{i=0}^N \nu(s_i) \cup \bigcup_{i=1}^N U_i$
- $M_1 = \pi_0^{-1}(D \setminus \nu(\Gamma))$

- $D_n = D^2 \setminus \{n \text{ points}\}$

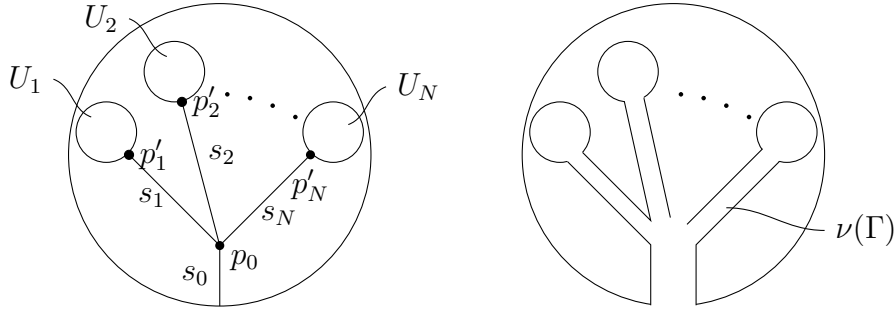


Figure 4: The non-intersecting system, the graph Γ and their neighborhood $\nu(\Gamma)$

Under this setting, $D^2 \setminus \nu(\Gamma)$ is diffeomorphic to D^2 , and thus contractible. Therefore, the restriction $\pi_0 : M_1 \rightarrow D \setminus \nu(\Gamma)$ is a trivial fibration. Each fiber is diffeomorphic to D_n , and hence, $M_1 \cong D_n \times D^2$. Thus, we have the following proposition.

Proposition 3.1. *M_1 is diffeomorphic to a 4-manifold obtained from a 4-ball B^4 by attaching n 1-handles.*

Since $M_0 = M_1 \cup \pi_0^{-1}(\nu(\Gamma))$, we need to see how $\pi_0^{-1}(\nu(\Gamma))$ is attached to M_1 . We will see the attaching of $\pi_0^{-1}(\nu(\Gamma))$ by decomposing it into some parts. Here, we provide the following lemma, which is needed to describe the change of topology when each part is attached. The proof is easy and we can check it by hand.

Lemma 3.2. *Let X and Y be a compact manifold with boundary, such that $Y \subset \partial X$ and $\dim Y = \dim \partial X$. Then, X is diffeomorphic to the manifold $X \cup_Y (Y \times [0, 1])$ which is obtained from X by attaching $Y \times [0, 1]$ along $Y \times \{0\} \cong Y$ and appropriately smoothing corners. In other words, attaching Y to X does not change the diffeomorphism type of X (see Figure 5).*

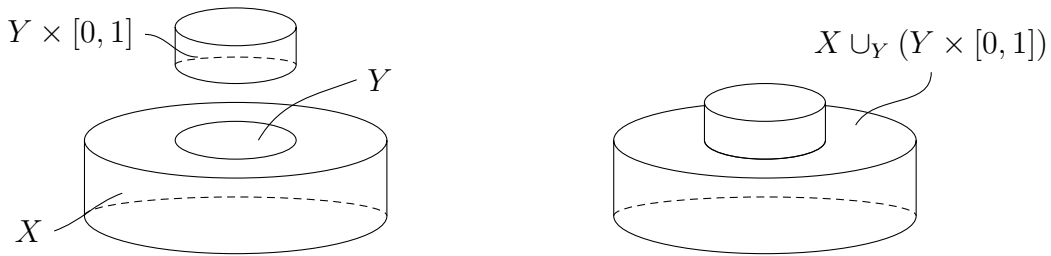


Figure 5: Attachment of $Y \times [0, 1]$ to X . In this example, $X \cong D^3$ and $Y \cong D^2$.

For each p_i , let $V_i \subset U_i$ be a small disk around p_i such that $\pi_0^{-1}(a) \cong D_{n-(m_i-1)}$ for all $a \in V_i$ (see Figure 6). Recall that m_i is the multiplicity of the singularity of C contained in L_{p_i} .

To observe the topology around the fiber of p_i , we use specific coordinates around p_i . Let (u, v) be real coordinates around p_i satisfying the following:

$$\begin{aligned}
 p_i &= (0, 0), \\
 p'_i &= (2, 0), \\
 p_0 &= (10, 0), \\
 s_i &= \{(u, 0) \mid 2 \leq u \leq 10\} \\
 \nu(s_i) &= \{(u, v) \mid -\delta \leq u \leq 10 + \delta, -\delta \leq v \leq \delta\}, \\
 U_i &= \{(u, v) \mid u^2 + v^2 \leq 4\}, \\
 V_i &= \{(u, v) \mid u^2 + v^2 \leq 1\}.
 \end{aligned}$$

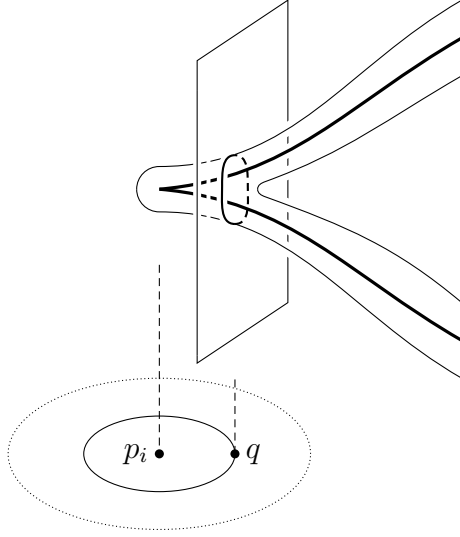


Figure 6: The neighborhood V_i

Here, $\delta > 0$ is a sufficiently small number. Let $c_i = \partial U_i \setminus \nu(s_i)$ and take a point $a \in c_i$. We denote by ℓ_a the intersection of the segment connecting p_i with a and $\overline{U_i \setminus V_i}$. We denote the union of ℓ_a by $A = \bigcup_{a \in c_i} \ell_a$ and set $B = \overline{U_i \setminus (A \cup V_i)}$ (Figure 7).

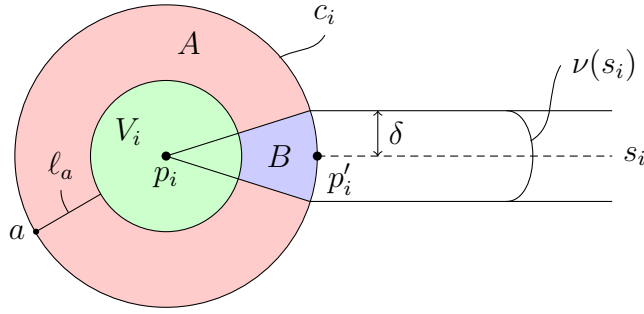


Figure 7: The regions A and B

Each fiber $\pi_0^{-1}(\ell_a)$ is diffeomorphic to $\natural_n S^1 \times D^2$, so we have

$$\pi_0^{-1}(A) \cong \pi_0^{-1}(\ell_a) \times [0, 1] \cong (\natural_n S^1 \times D^2) \times [0, 1].$$

The part $\pi_0^{-1}(A)$ is attached to M_1 along $\pi_0^{-1}(c_i) \cong \natural_n S^1 \times D^2$. Therefore, by Lemma 3.2, attaching $\pi_0^{-1}(A)$ to M_1 does not change the diffeomorphism type.

Since $\pi_0^{-1}(p) \cong D_{n-(m_i-1)}$ for all $p \in V_i$, we have

$$\pi_0^{-1}(V_i) \cong D_{n-(m_i-1)} \times D^2 \cong (D_{n-(m_i-1)} \times [0, 1]) \times [0, 1].$$

The part $\pi_0^{-1}(V_i)$ is attached to $\pi_0^{-1}(A)$ along $\pi_0^{-1}(V_i \cap A) \cong D_{n-(m_i-1)} \times [0, 1]$. Again, by Lemma 3.2, attaching $\pi_0^{-1}(V_i)$ to $\pi_0^{-1}(A)$ does not change the diffeomorphism type. From these observations, we have the following proposition.

Proposition 3.3. *The manifold $M_1 \cup \pi_0^{-1}(A \cup V_i)$ is diffeomorphic to M_1 .*

Let us denote $M_2 = M_1 \cup \pi_0^{-1}(A \cup V_i)$. Next, we see the attaching of $\pi_0^{-1}(B)$. We have the following theorem for this attachment.

Theorem 3.4. *Attaching $\pi_0^{-1}(B)$ to M_2 is equivalent to attaching $(m_i - 1)$ 2-handles.*

From now on, we give the proof of this theorem. For simplicity, we suppose $m_i = 2$. First, we observe the restriction of π_0 to the boundary ∂M_0 . Note that $\pi_0|_{\partial M_0} : \partial M_0 \rightarrow D$ is a stable map from the assumption on $\nu(C)$. We have the following proposition about the critical point of $\pi_0|_{\partial M_0}$ (see Figure 8).

Proposition 3.5. *The map $\pi_0|_{\partial M_0}$ has only indefinite folds as the critical points in $\pi_0^{-1}(B)$, and for each segment $\{v = v_0\}$ in B , there is just one critical point in the fiber $\pi_0^{-1}(\{v = v_0\})$.*

Proof. Consider a segment $\{v = v_0\}$ in B . When u is small in this segment, there is only one connected component in the fiber $(\pi_0|_{\partial M_0})^{-1}((u, v_0))$, and as u goes larger, this connected component splits into two components. At this time, there is one fiber that contains a critical point. Since we assume that the restriction of π_0 to ∂M_0 is a stable map, it follows that such a critical point is an indefinite fold. It is easy to see that there are no critical points over B except for this one. \square

Therefore, around the critical point, $\pi_0|_{\partial M_0}$ is described by using local coordinate as follows:

$$\pi_0|_{\partial M_0} : (X, Y, v) \mapsto (X^2 - Y^2 + u_0, v). \quad (1)$$

Note that we can adapt v as a member of the local coordinate around the critical point in ∂M_0 , since π is the first projection. Let S be the intersection of the critical value set and B . Then, the set S is described as $\{u = u_0\}$ from (1).

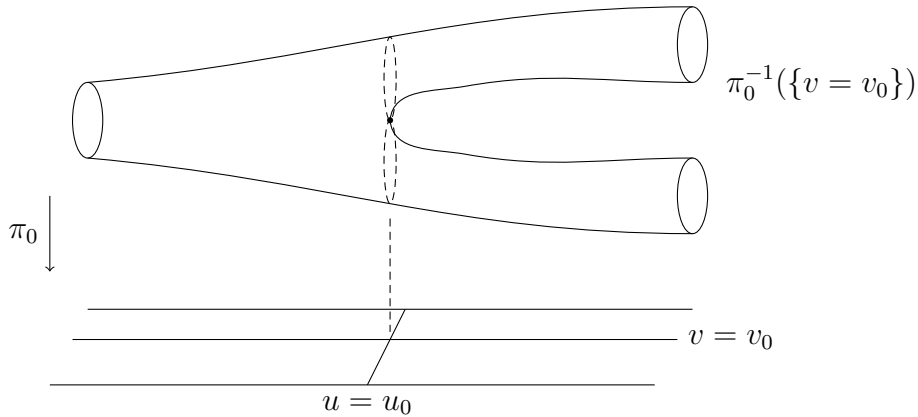


Figure 8: The critical point of $\pi_0|_{\partial M_0}$

Let α_r be the intersection of a curve $\{(u, v) \mid u = v^2 + r\}$ and B . Then, $B = \bigcup_{1 \leq r \leq 2} \alpha_r$ and $\pi_0^{-1}(B) = \bigcup_{1 \leq r \leq 2} \pi_0^{-1}(\alpha_r)$. To see the attaching of $\pi_0^{-1}(B)$ to M_2 , we observe the attaching of $\pi_0^{-1}(\alpha_r)$ for each $1 \leq r \leq 2$ (see Figure 9).

Let $\eta > 0$ be a sufficiently small number. At first, attaching $\bigcup_{1 \leq r \leq u_0 - \eta} \pi_0^{-1}(\alpha_r)$ to M_2 does not change the diffeomorphism type, by Lemma 3.2 again.

Next, we consider the part $u_0 - \eta \leq r \leq u_0 + \eta$. For simplicity, in this part, we assume that $u_0 = 0$ by taking the appropriate coordinate change. Since π is a projection to the plane with the coordinate (u, v) , we can describe the map $\pi_0|_{\partial M_0}$ around the critical point using the coordinate (X, Y, u, v) . For simplicity, we use the coordinate $r = u - v^2$ instead of u , by a coordinate transformation $(u, v) \mapsto (u - v^2, v)$. This is just a coordinate transformation, so does not affect the topology. Around the critical point in $\bigcup_{-\eta \leq r \leq \eta} \pi_0^{-1}(\alpha_r)$, ∂M_0 is described as follows (note that $u = v^2 + r$):

$$\{(X, Y, r, v) \mid X^2 - Y^2 = v^2 + r, -\eta \leq r \leq \eta\}.$$

Therefore, around the critical point, the part N which is obtained from M_2 by attaching $\bigcup_{-\eta \leq r \leq \eta} \pi_0^{-1}(\alpha_r)$ is described as follows:

$$N = \{(X, Y, r, v) \mid X^2 - Y^2 \leq v^2 + r, -\eta \leq r \leq \eta\}.$$

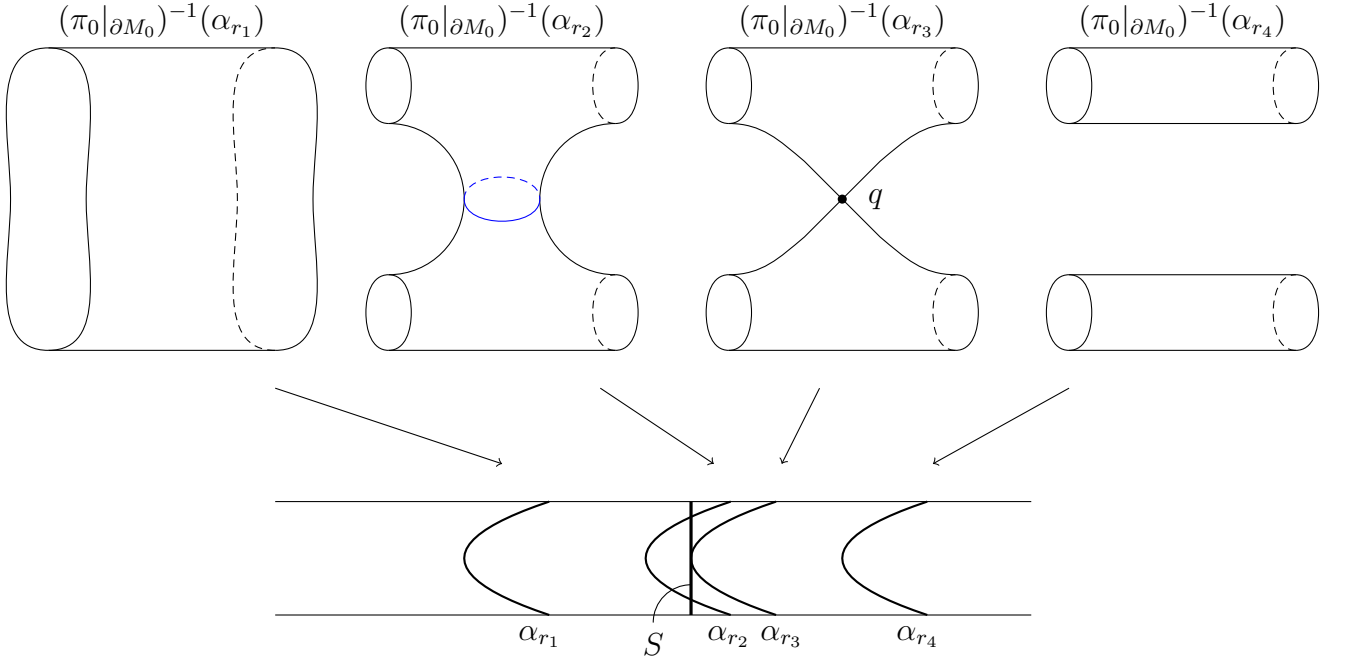


Figure 9: The fibers of $\pi_0|_{\partial M}$ over B

We decompose N into the following two parts N_1 and N_2 :

$$\begin{aligned} N_1 &= \{(X, Y, r, v) \mid X^2 - Y^2 - v^2 \leq -\eta, -\eta \leq r \leq \eta\}, \\ N_2 &= \{(X, Y, r, v) \mid -\eta \leq X^2 - Y^2 - v^2 \leq r \leq \eta\}. \end{aligned}$$

Clearly, attaching N_1 does not change the topology. On attaching N_2 , we have the following proposition.

Proposition 3.6. N_2 is diffeomorphic to a 4-ball.

Proof. Define the region N'_2 in \mathbb{R}^3 as follows

$$N'_2 = \{(X, Y, v) \mid -\eta \leq X^2 - Y^2 - v^2 \leq \eta\}.$$

Then, it is clear that N'_2 is diffeomorphic to a 3-ball D^3 after smoothing corners. Let $p : N_2 \rightarrow N'_2$ be the projection $p(X, Y, r, v) = (X, Y, v)$. Then, it is a surjective map and each fiber $\{X^2 - Y^2 - v^2 \leq r \leq \eta\}$ is diffeomorphic to D^1 , over the interior of N'_2 . Therefore, by smoothing corners, we can obtain that $N_2 \cong N'_2 \times D^1 \cong D^3 \times D^1 \cong D^4$. \square

The parts N_1 and N_2 are attached at N_3 which is defined as

$$N_3 = \{(X, Y, r, v) \mid X^2 - Y^2 - v^2 = -\eta, -\eta \leq r \leq \eta\}$$

This attaching area N_3 is diffeomorphic to $S^1 \times D^2$. Therefore, attaching N_2 is equivalent to attaching a 2-handle.

The rest part, attaching $\bigcup_{u_0+\eta \leq r \leq 2} \pi_0^{-1}(\alpha_r)$ does not change the diffeomorphism type for the same reason as in the part $1 \leq r \leq u_0 - \eta$. Therefore, attaching $\pi_0^{-1}(B)$ is equivalent to attaching a 2-handle (see Figure 10 for the attaching of N_2). When $m_i \geq 3$, we can see that attaching $\pi_0^{-1}(B)$ is attaching $(m_i - 1)$ 2-handles by repeating this procedure.

Finally, only the part $\nu(\Gamma) \setminus U_i$ is left. However, attaching $\pi^{-1}(\nu(\Gamma) \setminus U_i)$ does not change the topology by Lemma 3.2, again. This completes the construction of a handle decomposition of M_0 .

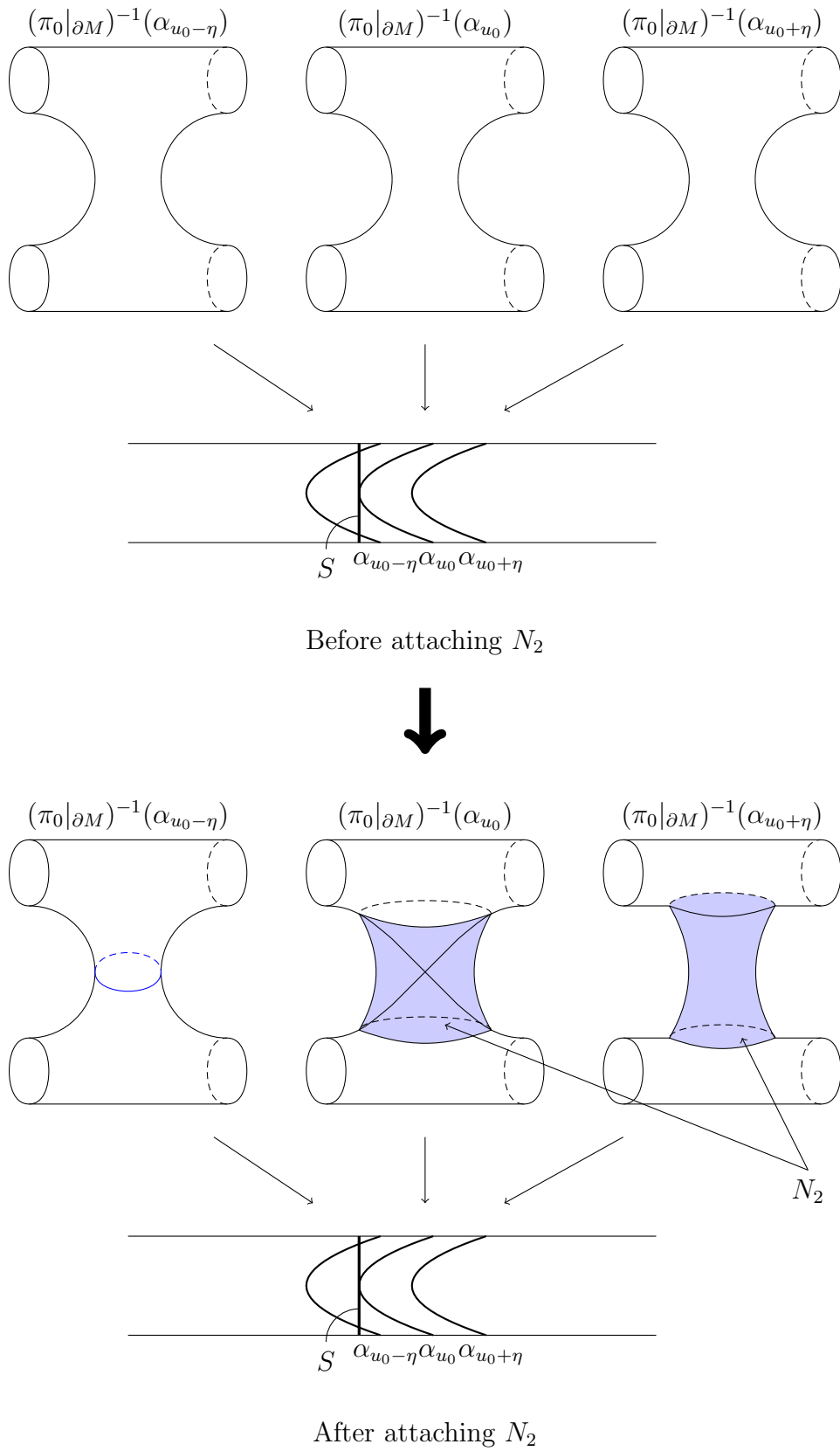


Figure 10: Attachment of N_2

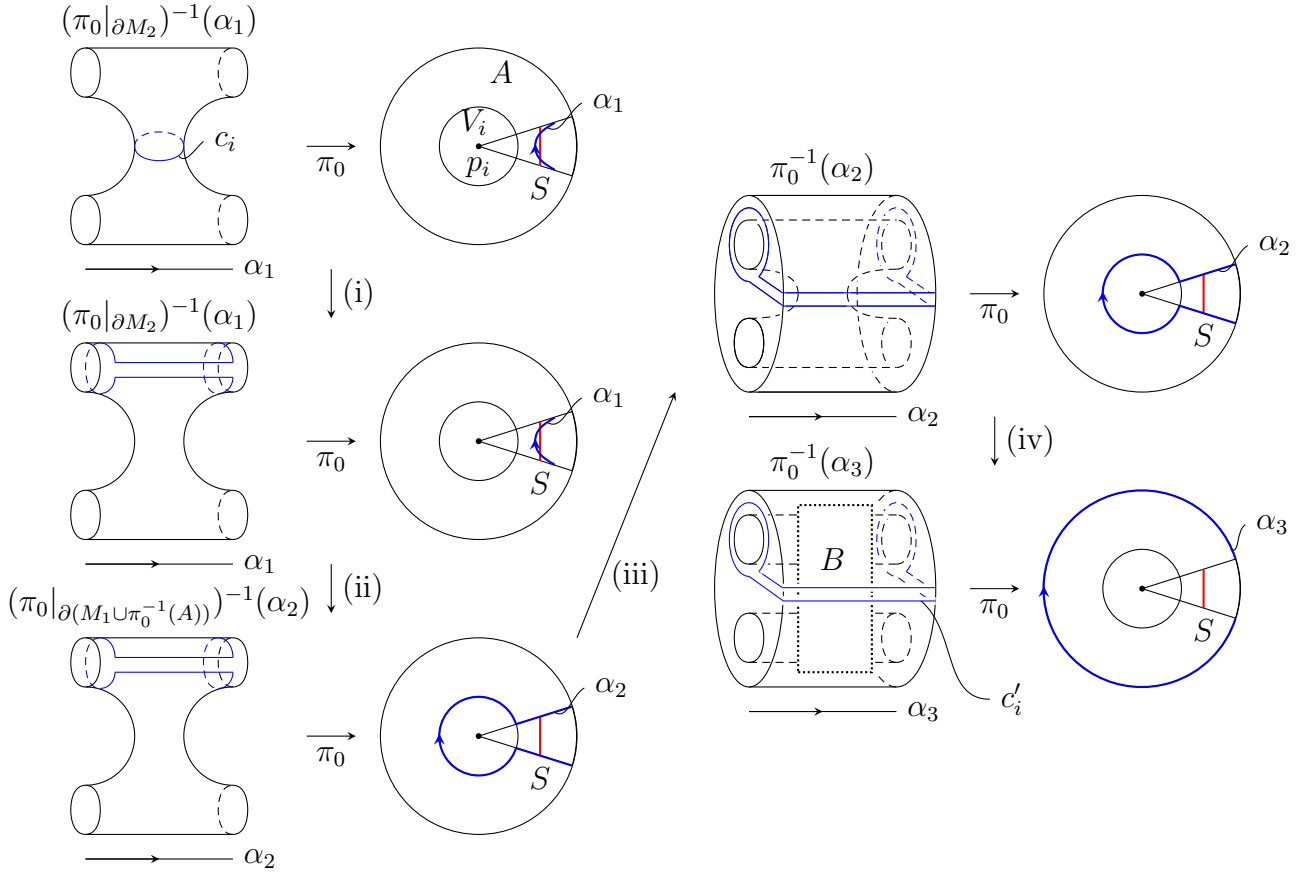


Figure 11: Moving of the attaching circle

Remark 3.7. The attaching circle of the 2-handle is written as $\{(X_0, Y, r_0, v) \mid Y^2 + v^2 = X_0^2 + \eta\}$ by using fixed X_0 and r_0 . This can be moved into $\pi_0^{-1}(\alpha_3) \subset \partial M_1$ by the following procedure (see Figure 11) and let c'_i be the resulting attaching circle.

- (i) Move the attaching circle c_i in the fiber $(\pi_0|_{\partial M_2})^{-1}(\alpha_1)$.
- (ii) Corresponding to moving the arc from α_1 to α_2 in the base space, move the attaching circle into $(\pi_0|_{\partial(M_1 \cup \pi_0^{-1}(A))})^{-1}(\alpha_2)$.
- (iii) Move the attaching circle in $\pi_0^{-1}(\alpha_2)$ so that the fiber of the endpoints of α_2 link to the attaching circle and except for the endpoints of α_2 , the attaching circle runs parallel to the outside cylinder of $\pi_0^{-1}(\alpha_2)$. Remark that $\pi_0^{-1}(\alpha_2)$ is contained in $\partial(M_1 \cup \pi_0^{-1}(A))$.
- (iv) Corresponding to moving the arc from α_2 to α_3 in the base space, move the attaching circle into $(\pi_0|_{\partial M_1})^{-1}(\alpha_3)$. Here, B denotes the braid representing the local monodromy.

For example, if the local equations are $\{y^2 = x^2\}$ and $\{y^3 = x^2\}$, the attaching circles of 2-handles are described as in Figure 12, 13 respectively. Later, we will consider M_1 as 1-handlebody of M_0 and use these perturbed attaching circles when we give the description of the Kirby diagrams.

4 Kirby diagrams and examples

In this section, we see how to obtain Kirby diagrams and give some examples. First, a 1-handle is presented as a dotted circle in a Kirby diagram. Removing the tubular neighborhood of a properly embedded D^2 in a 4-ball B^4 is equivalent to attaching a 1-handle. The dotted circle of the 1-handle obtained in this way is the boundary of the embedded disk in S^3 . The 1-handlebody

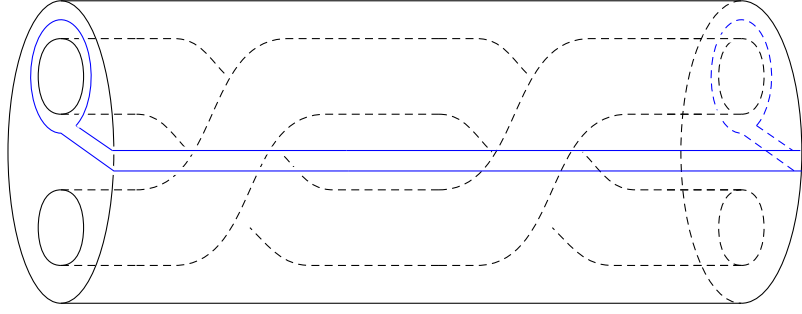


Figure 12: Attaching 2-handles around $\{y^2 = x^2\}$

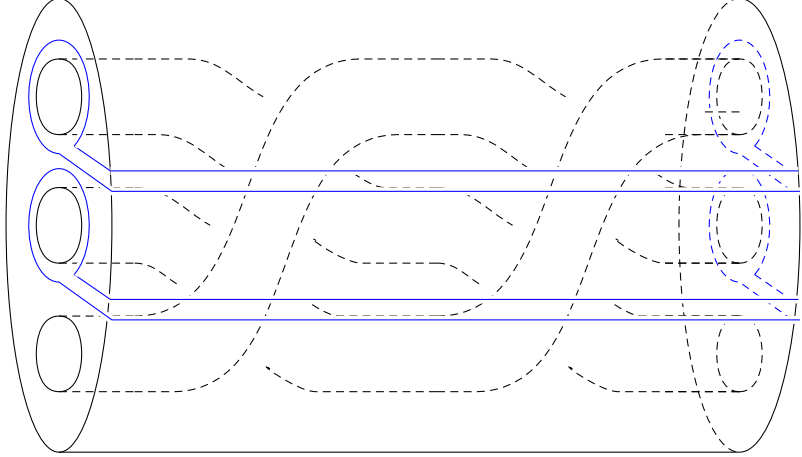


Figure 13: Attaching 2-handles around $\{y^3 = x^2\}$

M_1 of M_0 is obtained from $\pi^{-1}(D \setminus \nu(\Gamma)) \cong B^4$ by removing $\pi^{-1}(D \setminus \nu(\Gamma)) \cap \nu(C)$. The Kirby diagram is drawn in $\partial(\pi^{-1}(D \setminus \nu(\Gamma))) \cong S^3$. Since the removed part $\pi^{-1}(D \setminus \nu(\Gamma)) \cap \nu(C)$ is a disjoint union of tubular neighborhood of n properly embedded D^2 , dotted circles of these 1-handles are $\pi^{-1}(\partial(D \setminus \nu(\Gamma))) \cap C$ (trivial link of n -component). As noted in Remark 2.4, around the fiber of tangent points and singularities of C , $\pi^{-1}(\partial U_i) \cap C$ is a braid which represents the local monodromy. Therefore, this braid also appears as the dotted circle of the 1-handles. In the Remark 3.7, we moved the attaching circle of the 2-handle so that it is on ∂M_1 . Thus, the Kirby diagram is locally described as in Figure 14. To describe the global Kirby diagram, we need the relationship among local monodromies. These are determined by the trivialization along each path s_i . The braid defined by the trivialization appears as the dotted circles of 1-handles and this connects each local monodromy.

Next, we have to consider the framing coefficient of each 2-handle. The attaching circle of the 2-handle is written as $C_0 = \{(X_0, Y, r_0, v) \mid Y^2 + v^2 = X_0^2 + \eta\} \subset N_3 \subset N_2$ for appropriately fixed X_0 and r_0 . A slightly perturbed circle is expressed as $C_\varepsilon = \{(X_0 + \varepsilon, Y, r_0, v) \mid Y^2 + v^2 = (X_0 + \varepsilon)^2 + \eta\}$ for sufficiently small $\varepsilon > 0$. Since the 2-handle N_2 is attached to ∂M_2 trivially, two circles C_0 and C_ε do not link. In Remark 3.7, we move the attaching circle into ∂M_1 and let C'_0 be the perturbed attaching circle here. Similarly, we can move the perturbed circle C_ε into ∂M_1 and denote it by C'_ε (see Figure 15). Perturbed circles C'_0 and C'_ε are both located in $\partial(\pi_0^{-1}(\alpha_3) \cup (\pi^{-1}(\alpha_3) \cap \nu(C))) \cong \partial B^3 \cong S^2$. This 2-sphere is contained in $\pi^{-1}(\partial(D \setminus \nu(\Gamma))) \cong S^3$, in which the Kirby diagram is drawn. Therefore, C_0 and C_ε are located in the same 2-sphere embedded in 3-sphere. Thus, we can separate C_0 and C_ε and the linking number is equal to 0. Therefore, the framing coefficient is equal to 0 for every 2-handle.

Example 4.1. (Brieskorn polynomial) Let $f(x, y) = x^p - y^q$ ($2 \leq p \leq q$). Then $X = \{0\}$. Take a graph Γ as in Figure 16. It suffices to observe the monodromy around $x = 0$. When x goes counterclockwise around 0, the y -coordinate in the fiber rotates by $2p\pi/q$. This monodromy can

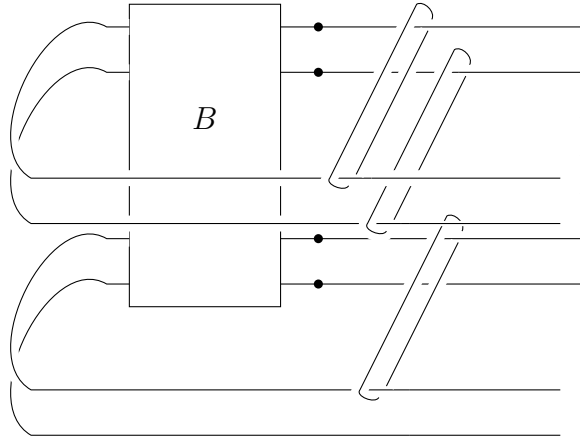


Figure 14: Local description of the Kirby diagram. There are n 1-handles and m_i 2-handles and B is the braid representing the local monodromy.

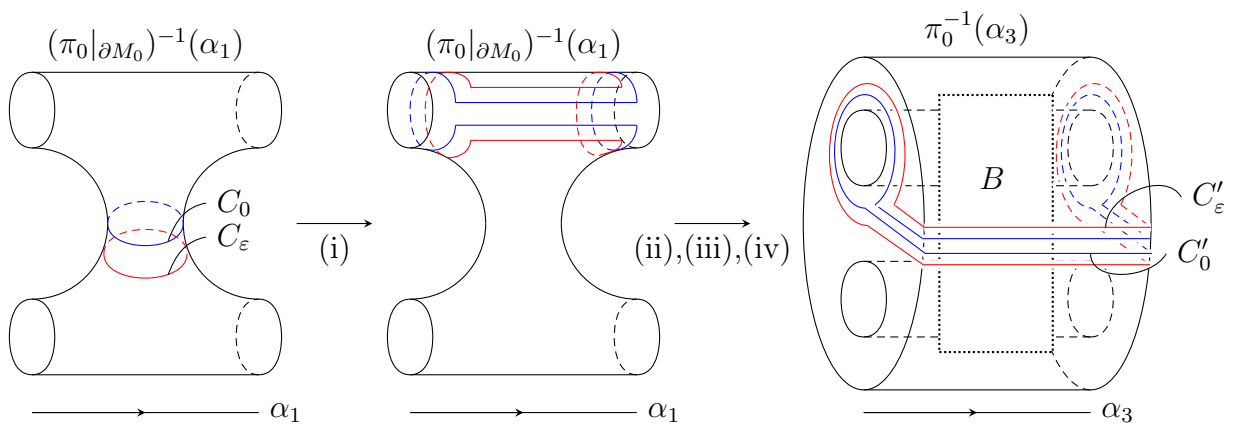


Figure 15: Perturbation of the attaching circle. The procedures (i), (ii), (iii) and (iv) are the same as Figure 11.

be presented by the following braid $B_{p,q} = (\sigma_1\sigma_2 \cdots \sigma_{q-1})^p$ as in Figure 17, where σ_j is a canonical generator, presenting the half twist of the j -th point and the $j + 1$ point (see also [O78] for the presentation of the fundamental group of the complement of the curve $x^p = y^q$). Therefore, the Kirby diagram of the complement is described as in Figure 18. There are p 1-handles and $(q - 1)$ 2-handles. For example, let us suppose $p = q = 2$. Then, the Kirby diagram is as in Figure 19, so we can see that it is diffeomorphic to $T^2 \times D^2$. This proves the well-known fact that the complement of $\{x^2 - y^2 = 0\}$ is diffeomorphic to the interior of $T^2 \times D^2$.

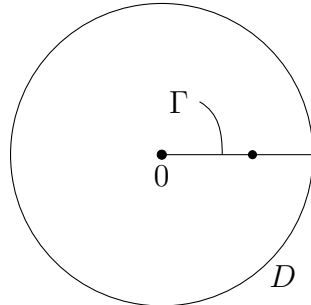


Figure 16: A graph Γ for $f(x, y) = x^p - y^q$

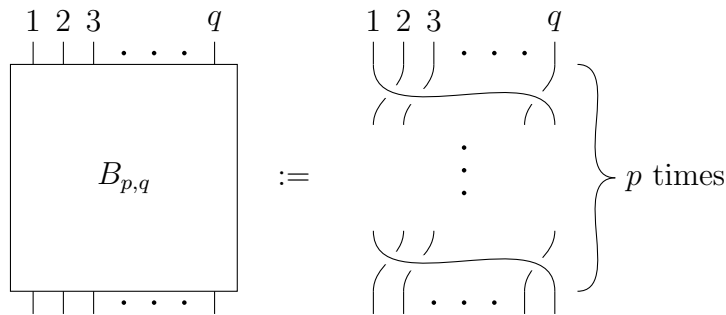


Figure 17: A braid $B_{p,q}$

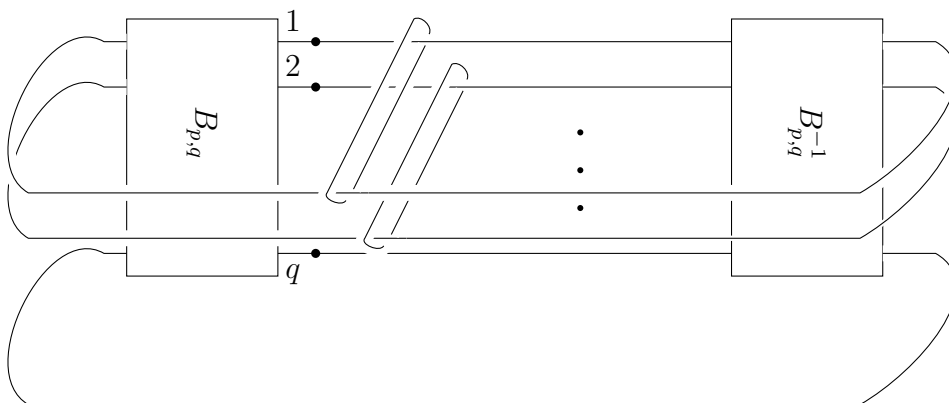


Figure 18: The Kirby diagram obtained from the graph Γ

Example 4.2. (a line arrangement of generic 3 lines) Let $f(x, y) = (x + y)(x - y)(y - 1)$. The curve $C = \{f(x, y) = 0\}$ is the union of three generic lines. Then, $X = \{-1, 0, 1\}$. Each point in X corresponds to the intersection of two lines. Take a graph Γ as in Figure 20. Each local monodromy around the point in X is isomorphic to the one at the origin of $\{x^2 - y^2 = 0\}$. Therefore, the Kirby diagram is as in Figure 21. Here, B is the braid which becomes trivial after composing with the product of all other braids presenting 1-handles in the Kirby diagram.

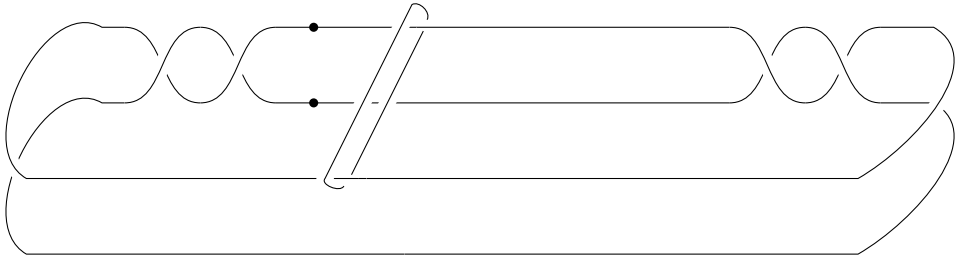


Figure 19: The case $p = q = 2$

Also, we can take a graph Γ' as in Figure 22. By this graph, we can obtain the handle decomposition as follows, although in a little different way from the one described in the main result. First, attach a 2-handle corresponding to the fiber around -1 . Next, after trivializing along the path connecting -1 and 0 , attach a 2-handle corresponding to $0 \in X$. At this time, dotted circles look different from the ones obtained from the graph Γ , that is, the local monodromy around 0 splits into two half rotations. Similarly, we can attach the rest 2-handle corresponding to $1 \in X$. Finally, the resulting Kirby diagram is described as in Figure 23.

Remark 4.3. In [SY22], Kirby diagrams for complements of complexified real line arrangements are obtained. We can see that Kirby diagram described in this paper is obtained from the one in [SY22] by handle sliding.

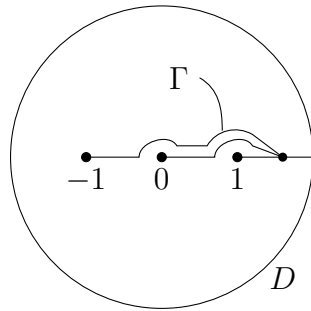


Figure 20: A graph Γ for $f(x, y) = (x + y)(x - y)(y - 1)$




Figure 21: The Kirby diagram obtained from the graph Γ

Example 4.4. (Fermat curve) Let $f(x, y) = x^n + y^n - 1$. Then, $X = \{1, \zeta, \zeta^2, \dots, \zeta^{n-1}\}$, where $\zeta^k = e^{2k\pi\sqrt{-1}/n}$. Take the graph Γ as in Figure 24. The complement $D \setminus \nu(\Gamma)$ of the neighborhood of

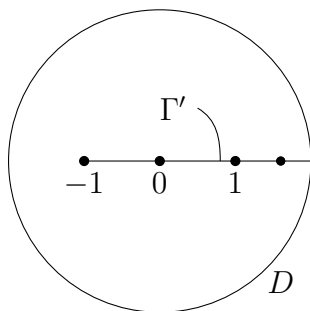


Figure 22: Another graph Γ' for $f(x, y) = (x + y)(x - y)(y - 1)$

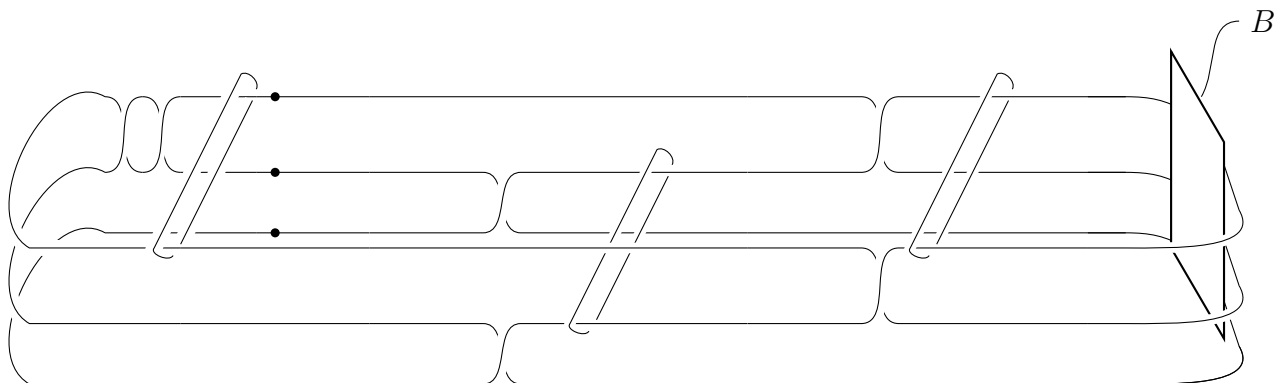


Figure 23: The Kirby diagram obtained from the graph Γ'

the graph can be deformed into D' defined as following procedure. First, define subsets U_0, s_0^\pm, γ_0 in \mathbb{C} as follows:

$$\begin{aligned} U_0 &= \{x \in \mathbb{C} \mid |x - 1| \leq \varepsilon, \arg(x) \notin (-\delta, \delta)\}, \\ s_0^\pm &= \{x = u + \sqrt{-1}v \mid 1 - \varepsilon \cos \delta \leq u \leq 2, v = \pm \sin \delta\}, \\ \gamma_0 &= \{x \in \mathbb{C} \mid |x| = 2, \arg(x) \in [\delta, (2\pi/n) - \delta]\}. \end{aligned}$$

Let U_k, s_k^\pm, γ_k ($k = 1, \dots, n-1$) be the sets obtained from U_0, s_0^\pm, γ_0 by rotating $2k\pi/n$ degrees. At this time, define D' as the domain containing the origin rounded by the curve $\bigcup_{k=0}^{n-1} (\partial U_k \cup s_k^+ \cup s_k^- \cup \gamma_k)$ (see Figure 25). Each 2-handle is attached at the fiber of the area $2k\pi/n - \delta \leq \theta \leq 2k\pi/n + \delta$ around $\zeta^k \in X$. By symmetry, we will describe the handle attaching corresponding to just $1 \in X$. For other $\zeta^k \in X$, we can similarly obtain the handle attaching.

Since the defining equation is $y^n = x^n - 1$, $L_1 \cap C$ is the set consisting of one point, which n points of the intersection between the fiber of a point in the neighborhood of $1 \in X$ and C degenerates to. Around the tangent point $(1, 0)$ in $L_1 \cap C$, C is locally isomorphic to $\{x = y^n\}$. From easy computation, when x turn around ∂U_0 , the fiber coordinate y rotates $2\pi/n$. Also, when x moves along the path γ_0 , the fiber coordinate y also rotates $2\pi/n$. Therefore, we can obtain the picture of $\pi^{-1}(\partial D') \cap C$ and the Kirby diagram of the complement. (See Figure 26 for $n = 3$ case). For general n , we can describe a similar diagram, and moving by an isotopy, we obtain the Kirby diagram as in Figure 27.

References

- [ACC03] E. Artal-Bartolo, J. Carmona-Ruber, and J. I. Cogolludo-Agustín, Braid monodromy and topology of plane curves, *Duke Math. J.* **118** (2003), 261-278.

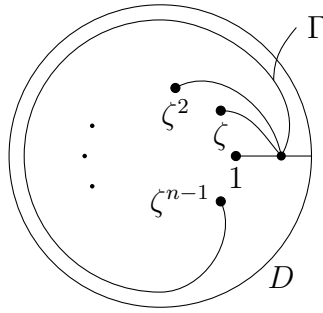


Figure 24: A graph Γ for $f(x, y) = y^n - x^n - 1$

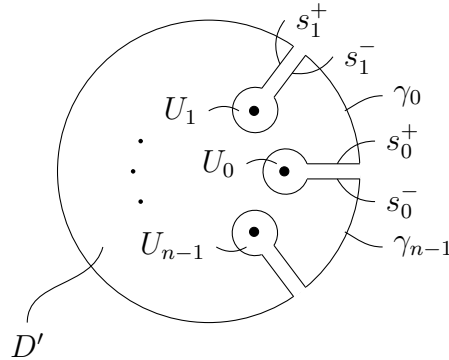


Figure 25: The disk D'

- [CS97] D. C. Cohen, A. Suci, The braid monodromy of plane algebraic curves and hyperplane arrangements, *Comment. Math. Helvetici.* **72** (1997), no. 2, 285-315.
- [Di92] A. Dimca, Singularities and topology of hypersurfaces, *Universitext*, Springer-Verlag, 1992.
- [GS99] R. E. Gompf, A. I. Stipsicz, 4-manifolds and Kirby calculus. Graduate Studies in Mathematics, 20. *Amer. Math. Soc., Providence, RI*, 1999. xvi+558 pp.
- [vK33] E. R. van Kampen, On the fundamental group of an algebraic curve, *Amer. J. Math.*, **55** (1933), pp. 255-260.
- [Li86] A. Libgober, On the homotopy of the complement to plane algebraic curves. *J. Reine Angew. Math*, **367** (1986), 103-114.
- [Mo81] B. Moishezon, Stable branch curves and braid monodromies, *Algebraic Geometry, Lectures Notes in Math.*, **862**, Springer-Verlag, 1981, pp. 107-192.
- [O78] M. Oka, On the fundamental group of the complement of certain plane curves, *J. Math. Soc. Japan*, (4), 579-597
- [SY22] S. Sugawara, M. Yoshinaga, Divides with cusps and Kirby diagrams for line arrangements, *Topology and its Applications* **313** (2022), Paper No. 107989
- [Za29] O. Zariski, On the existence of algebraic function of two variables possessing a given branch curve, *Amer. J. Math*, **51** (1929), pp. 305-328.

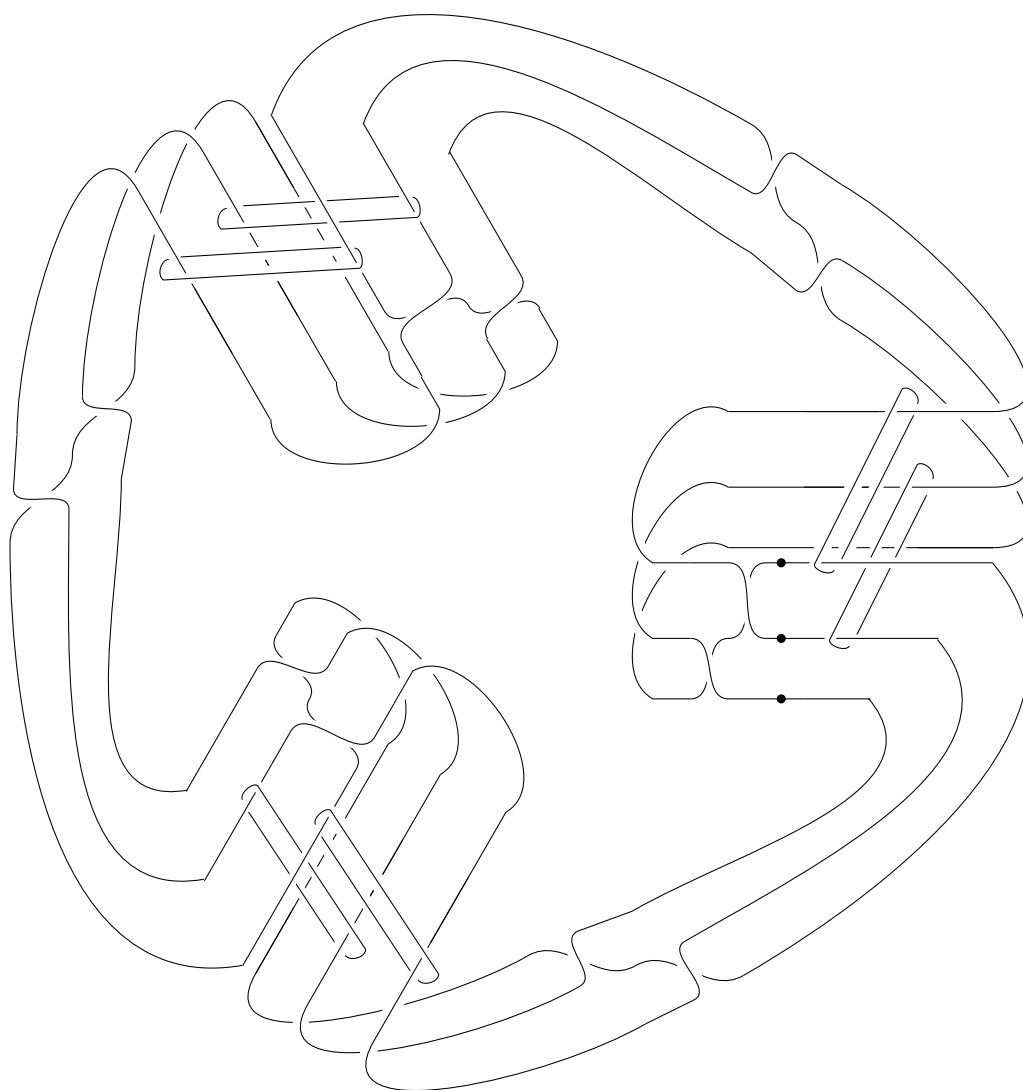


Figure 26: The Kirby diagram obtained from the graph Γ' ($n = 3$)

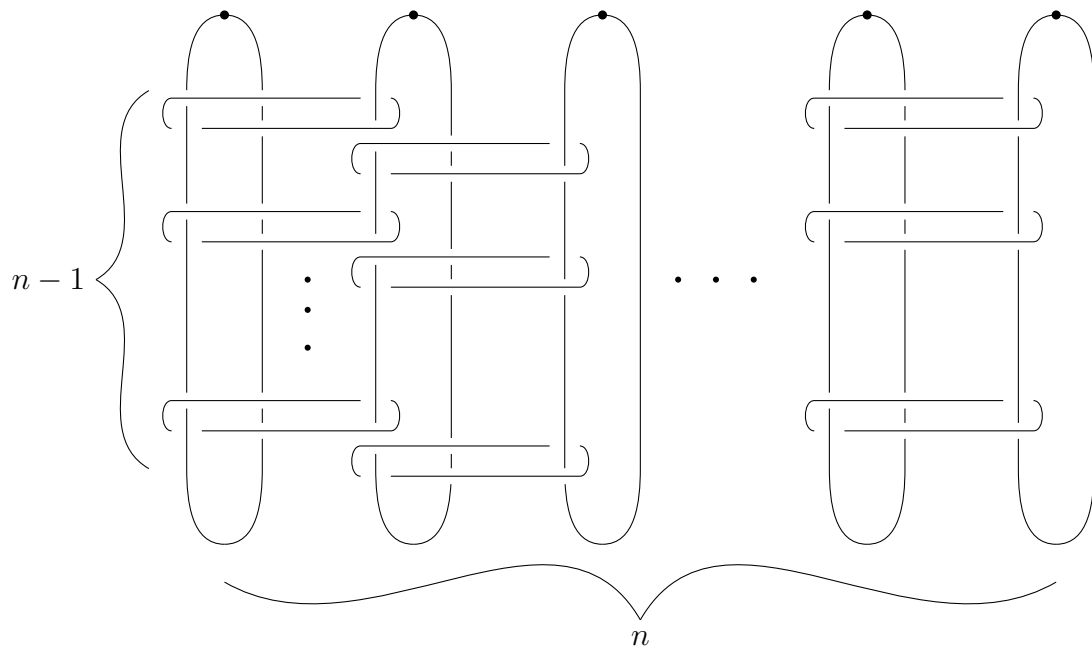


Figure 27: The Kirby diagram for general n