

Optimizer’s Information Criterion: Dissecting and Correcting Bias in Data-Driven Optimization

Garud Iyengar, Henry Lam, Tianyu Wang

Department of Industrial Engineering and Operations Research, Columbia University, New York, NY 10027
 garud@ieor.columbia.edu, henry.lam@columbia.edu, tianyu.wang@columbia.edu

In data-driven optimization, the sample performance of the obtained decision typically incurs an optimistic bias against the true performance, a phenomenon commonly known as the Optimizer’s Curse and intimately related to overfitting in machine learning. We develop a general approach that we call *Optimizer’s Information Criterion (OIC)* to correct this bias. OIC generalizes the celebrated Akaike Information Criterion from the evaluation of model adequacy, used primarily for model selection, to objective performance in data-driven optimization which is used for decision selection. Our approach analytically approximates and cancels out the bias that comprises the interplay between model fitting and downstream optimization. As such, it saves the computation need to repeatedly solve optimization problems in cross-validation, while operates more generally than other bias approximating scheme. We apply OIC to a range of data-driven optimization formulations comprising empirical and parametric models, their regularized counterparts, and furthermore contextual optimization. Finally, we provide numerical validation on the superior performance of our approach under synthetic and real-world datasets.

Key words: data-driven optimization, bias correction, decision evaluation

1. Introduction

We consider data-driven stochastic optimization problem of the form $\min_{x \in \mathcal{X}} \mathbb{E}_{\mathbb{P}^*}[h(x; \xi)]$, where $h(\cdot; \cdot)$ is a known cost function and x is the decision variable in space \mathcal{X} . The expectation $\mathbb{E}_{\mathbb{P}^*}[\cdot]$ under the (true) distribution \mathbb{P}^* that governs ξ is unknown; however, the decision maker has access to samples $\mathcal{D}_n := \{\xi_i\}_{i=1}^n$. The goal is to identify a data-driven decision with the lowest objective with respect to the *true* distribution \mathbb{P}^* . This problem is ubiquitous – from empirical risk minimization in machine learning (Hastie et al. 2009), to decision making in supply chain management (Snyder and Shen 2019), revenue management (Talluri and Van Ryzin 2006, Chen et al. 2022) and portfolio optimization (Ban et al. 2018).

Given the importance of the problem, a range of different approaches have been proposed to identify good data-driven decisions. A natural approach is empirical optimization, or sample average approximation, where one replaces the unknown expectation with its empirical counterpart (Shapiro et al. 2021). This approach can lead to to a significant overfitting in complex problems

with a huge decision space, or contextual optimization where the decision depends on exogenous features. In such situations, one often resorts to parameterized decisions rules $\{x^*(\theta) \in \mathcal{X} | \theta \in \Theta\}$, where $\Theta \subset \mathbb{R}^q$, and the goal reduces to computing parameter $\hat{\theta} \in \Theta$ using the data \mathcal{D}_n . Several data-driven optimization methods can be viewed as a choice of the decision class $\{x^*(\theta) \in \mathcal{X} | \theta \in \Theta\}$ and an estimation method for choosing $\hat{\theta} \in \Theta$ using the dataset \mathcal{D}_n . For example, $x^*(\theta) = \arg \min_{x \in \mathcal{X}} \mathbb{E}_{\mathbb{P}_\theta} [h(x; \xi)]$ for parametric distribution model $\mathcal{P}_\Theta = \{\mathbb{P}_\theta | \theta \in \Theta\}$, with $\hat{\theta}$ estimated using two-stage estimate-then-optimize procedure (Bertsimas and Kallus 2020, Bertsimas and Van Parys 2021, Hu et al. 2022) or integrated estimation-and-optimization procedure (Qi et al. 2021, Elmachtoub and Grigas 2022). Alternatively, $x^*(\theta)$ is represented by an end-to-end architecture (Donti et al. 2017) that maps the data into a decision, and Θ is the set of parameters that defines the function approximation architecture. Furthermore, one can exploit distributionally robust optimization (DRO) (Blanchet and Murthy 2019, Lam 2019, Duchi and Namkoong 2019, Gao and Kleywegt 2022) and other regularization approaches (Maurer and Pontil 2009, Srivastava et al. 2021) to control the error propagation due to parameter estimation and model bias.

In spite of a diversity of approaches, the effectiveness of the methodologies is, typically, established using bespoke analyses relying on finite-sample generalization bounds (El Balghiti et al. 2019, Qi et al. 2021, Iyengar et al. 2023). Consequently, the performance bounds tend to be overly conservative for any particular problem instance. Because of this, these approaches are not adequate for concluding whether a particular method is better than another for a given problem instance. To this end, some recent work (Hu et al. 2022, Lam 2021, Elmachtoub et al. 2023) use convergence rates or stochastic dominance ideas to compare different data-driven decision schemes; however, these approaches impose assumptions that can be difficult to verify. In summary, there are no practical methodologies for selecting data-driven decisions for a particular problem instance and data \mathcal{D}_n .

Motivated by the above, our goal is to develop a practical methodology to accurately evaluate the performance of different data-driven decisions by only using the available data, i.e., we provide a *decision selection* criterion. This is analogous to the classical statistical problem of *model selection*, but instead of focusing only on how well a probabilistic model fits the data, we select decision rules based on the decisions' objective value. Note that this goal involves not only the adequacy of the fit of the probabilistic model, but also its interaction with the downstream optimization task. More concretely, we want to evaluate

$$A_u := \mathbb{E}_{\mathcal{D}_n} \left[u \left(\mathbb{E}_{\mathbb{P}^*} \left[h(x^*(\hat{\theta}); \xi) \right] \right) \right], \quad (1)$$

where $\mathbb{E}_{\mathbb{P}^*} [h(x^*(\hat{\theta}); \xi)]$ is the *true* objective value of the data-driven solution $x^*(\hat{\theta})$. Note that $\mathbb{E}_{\mathbb{P}^*} [h(x^*(\hat{\theta}); \xi)]$ is a random variable since $\hat{\theta}$ is a function of the random data \mathcal{D}_n . The user prescribed

deterministic risk function $u(\cdot)$ captures the distributional aspect of this random variable. For example, if $u(x) = x$, then (1) reduces to the expected objective performance, in the form

$$A := \mathbb{E}_{\mathcal{D}_n} \mathbb{E}_{\mathbb{P}^*} [h(x^*(\hat{\theta}); \xi)]. \quad (2)$$

Thus, the smaller A is, the better the decision $x^*(\hat{\theta})$ is in terms of its objective performance on average.

In order to focus on the key underlying challenges our approach needs to address, we focus on (2), and later extend the results to (1). A natural estimate \hat{A}_o for (2) is the empirical average $\hat{A}_o := \frac{1}{n} \sum_{i=1}^n h(x^*(\hat{\theta}); \xi_i)$. However, \hat{A}_o typically suffers from an *optimistic bias* in that the estimate is better than the truth. To understand the source of this bias, consider the setting where our decision rule is to find $\hat{\theta}$ that minimizes the empirical objective \hat{A}_o , i.e., the so-called *empirical optimization* problem. Then a simple application of Jensen’s inequality establishes that the bias $A - \mathbb{E}_{\mathcal{D}_n} [\hat{A}_o] \geq 0$, i.e., a decision with a low empirical objective value may not necessarily have a low out-of-sample performance. This is also known as the Optimizer’s Curse (Smith and Winkler 2006), and shares in the same spirit as overfitting in machine learning (Hastie et al. 2009).

1.1. Our Contributions

Our main contribution is a new methodology *Optimizer’s Information Criterion (OIC)* to evaluate the true decision performance (2), and more generally (1), for a very general class of decision rules by correcting the optimistic bias associated with the empirical estimate. OIC is a generalization of the celebrated Akaike Information Criterion (AIC) (Akaike 1974), used for model selection, to selecting decision rules for data-driven optimization. OIC directly approximates and eliminates the first-order bias arising from the interplay between model fitting and downstream optimization (Definition 3). OIC is both computationally efficient, in the sense that, unlike other methods, e.g., cross-validation, it does not need to solve additional optimization problems; and statistically efficient, in the sense that it removes the bias of the empirical average without increasing variability (Theorem 2). Furthermore, OIC serves as an effective decision selection criterion due to its similarity to LOOCV when evaluating (2) (Corollary 2). These main results arise from characterizing the evaluation bias of the empirical average through a second-order Taylor expansion (Theorem 1), which we extend further to non-smooth optimization (Theorem 3). All these developments are presented in Section 3.

In Section 4, we showcase the generality of OIC by applying it to empirical and parametric decision rules, including regularized, distributionally robust, and constrained variants. For each decision rule, we provide explicit bias formulas that can be directly computed. To our best knowledge, OIC

offers the most general explicit bias correction formula to-date, encompassing AIC and other variants in the literature. Additionally, in Section 5, we illustrate our results and their interpretations for specific cost functions.

In Section 6, we extend OIC on several fronts. In Section 6.1, we generalize OIC to Risk-OIC, used to evaluate performances for more general risk function $u(\cdot)$ in (1). Unlike (2), Risk-OIC involves the derivative of the risk function and variance of the cost. In Section 6.2, we introduce Parametric-OIC to evaluate distributional misspecification error for some decision rules. In Section 6.3, we extend OIC to Context-OIC that applies to contextual optimization. Lastly, in Section 7, we discuss further utilities of OIC.

In Section 8, we discuss the results of our numerical experiments using both synthetic and real-world data with applications ranging from portfolio optimization, newsvendor problems to regression problems. The results show that OIC exhibits a small bias compared with oracle evaluations and can be computed efficiently across various decision rules. Proofs of all theoretical results, additional discussions, and experimental results are deferred to the Appendix.

1.2. Motivating Illustration of Comparisons with Benchmark Approaches

In Section 2, we will discuss in detail the benefits of OIC offers in computation and generality compared to possible alternatives. Here we give a brief overview of these comparisons and present an illustrative example. A well-known approach to address optimistic bias is to split the data into two sets, using one set for training the decision and the other for evaluating (2). However, this approach loses statistical efficiency since not all data are used to obtain the decision. A standard remedy is to use cross-validation (CV) that repeats the above approach, each time using a different split of the data into decision training and evaluation. The two main variants are K -Fold CV that divides the data into K batches (where K is small) and each time uses all but one batch to train the decision, and Leave-One-Out CV (LOOCV), that uses all but one observation to train the decision. Both these two variants encounter either statistical or computational challenges: K -Fold CV with a small and fixed K incurs a pessimistic bias because fewer samples used in each round (Fushiki 2011, Gupta et al. 2022), whereas LOOCV involves solving n additional optimization problems, rendering it computationally demanding. More recently, the so-called Approximate Leave-One-Out (ALO) methods have been proposed to approximate LOOCV and avoid repeatedly solving optimization problems by injecting some analytical information (Beirami et al. 2017, Giordano et al. 2019, Wilson et al. 2020, Rad and Maleki 2020). However, these ALO methods are built for specific estimation problems, e.g., for $u(x) = x$ and unconstrained optimization. Compared to these methods, OIC is more computationally efficient than LOOCV as it does not involve repeatedly solving optimization problems, more statistically efficient than K -Fold CV as it does not incur a

pessimistic bias, and more general than ALO methods. On the other hand, like ALO methods, it does require a level of analytical knowledge on the decision rule and target optimization problem.

To illustrate the power of OIC, we briefly discuss the results of a 40-dimensional portfolio optimization problem (see Section 8.1 for details). The portfolio is selected using DRO with the ambiguity set given by a χ^2 -divergence-based ball of radius ρ around the empirical distribution, and the goal is to select ρ that minimizes the objective. In Figure 1 we compare the estimated expected objective performance (2) for the DRO solutions as a function of the ball size computed using naive empirical average (Sample), 5-Fold CV (5-CV) and OIC (OIC) against the true performance (Oracle). We see that OIC approximates the true expected objective curve well enough to find the true optimal ρ^* . This is in contrast to naive empirical average that underestimates the objective, and 5-Fold CV that overestimates the objective. Although not shown in the figure, the performance of LOOCV is similar to OIC, but has a substantially higher computation cost compared to all the methods shown in Figure 1. Finally, ALO methods for DRO have not been studied in the literature.

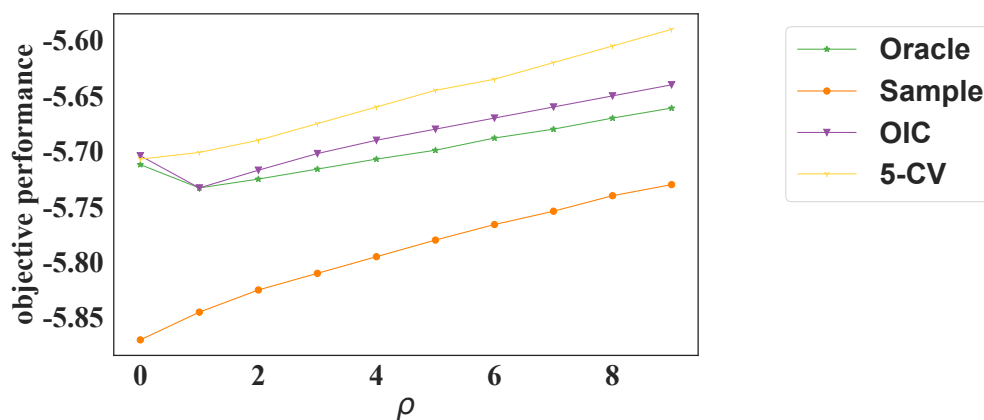


Figure 1 Evaluation of the expected objective performance (2) for a 40-dimensional portfolio optimization problem (which minimizes a portfolio risk criterion in Section 8.1) with $n = 100$, formulated using χ^2 -divergence DRO with ball size $\varepsilon = \rho/n$ ($\rho = 0$ corresponds to the empirical optimization). The evaluations are based on the naive empirical average (“Sample”), 5-Fold CV (“5-CV”) and OIC, and benchmarked with the true objective value (“Oracle”).

2. Existing Methods and Challenges

In this section, we elaborate the challenges in the existing methods to evaluate (1) (or (2) specifically) and then describe the rationale and benefits of OIC in more detail.

2.1. Cross Validation

There are two main variants of CV: K -Fold CV and LOOCV. In K -Fold CV, K is a small number that is fixed as a function of n . The dataset is divided into K subsets. For each of the K subsets, the procedure uses the remaining $K - 1$ subsets to train the decision, and evaluates the performance on the given subset. The final output is the average of the K evaluations. LOOCV is equivalent to n -Fold CV, i.e., each time the procedure uses all but one observations to train the decision and evaluates the performance using the left-out observation. These methods are “model-free”, in the sense of not requiring specific structural knowledge regarding the decision class or the target optimization problem, and are, therefore, very flexible. However, a limitation of K -Fold CV is that it introduces a pessimistic bias of order $\Theta(1/n)$ in estimating A (Fushiki 2011). This bias arises because each iteration uses a smaller amount of training data. Fushiki (2011) proposed using a convex combination of K -Fold CV and the empirical average \hat{A}_o to correct this bias. However, the optimal weight of this convex combination depends on the estimation procedure for $\hat{\theta}$, and needs to be empirically estimated. In comparison, by setting $K = n$, LOOCV removes the $\Theta(1/n)$ bias, even for high-dimensional problems (Beirami et al. 2017, Wang et al. 2021); however, it comes with a high computationally cost of solving n optimization problems. Furthermore, existing CV methods only focus on assessing (2) and do not address the evaluation problem for general $u(\cdot)$ in (1).

2.2. Approximate Leave-One-Out

ALO methods are designed to avoid the computational bottleneck of repeatedly solving optimization problems in LOOCV. They can be categorized into two categories depending on how LOO solution is approximated: Newton’s step (NS) based methods (Beirami et al. 2017) and infinitesimal jackknife (IJ) based methods (Giordano et al. 2019). Despite their computational gain (Wang et al. 2018, Rad and Maleki 2020, Wilson et al. 2020), these methods require access to the so-called influence function (Cook and Weisberg 1982) that depends on specific problem structures. In particular, existing ALO literature primarily focuses on standard or penalized M -estimation prevalent in machine learning, and it is unclear if these methods can be applied to various formulations that arise in the data-driven optimization more generally. Moreover, even if ALO can be applied, we will see that for some data-driven approaches, e.g., estimate-then-optimize, the computation benefits are not observed. Furthermore, ALO methods attempt to approximate LOOCV instead of the actual bias term in the objective value evaluation. This convoluted goal of ALO methods, coupled with the lack of an explicit analytical formula, means that they may not be able to reduce the original bias order, which is typically $\Theta(1/n)$, with respect to the true objective performance under the general $u(\cdot)$ in (1).

2.3. Dedicated Bias Correction Formulas

Some methods aim to devise explicit bias correction formulas for certain estimation tasks to assist in model selection. Prominent examples include AIC (Akaike 1974) in maximum likelihood estimation, covariance penalty (Efron 1986) in linear regression, and extensions to regression via deep neural networks (Murata et al. 1994). More recently, Koh and Liang (2017) examined various empirical optimization approaches from the perspective of M -estimation, shedding light on how individual points can affect overall model prediction performance. Novak et al. (2018) empirically established a link between the bias and the norm of the input-output Jacobian of a network. Siegel and Wagner (2021, 2023) derived bias formulas under well-specified parametric models and empirical optimization for the newsvendor problem. These methods are similar in spirit to OIC in that they provide an explicit bias correction formula; however, they focus on very specific cost functions and decision classes (Anderson and Burnham 2004). OIC can be considered as a substantial generalization of these approaches; in fact, we show that several of these approaches are special cases.

2.4. Positioning of Our Approach

Our OIC is based on a general and explicit bias correction formula for evaluating (1). Table 1 highlights our pros and cons relative to the existing methods discussed above.

Table 1 Comparisons among different evaluation methods. “ $\#\hat{\theta}$ to compute” and “ $\#x^*(\cdot)$ to compute” refer to the numbers of times we need to compute $\hat{\theta}$ using (some subset of) data and to evaluate $x^*(\theta)$ at different θ respectively, “Model-free” means that the evaluation method requires knowledge of the cost function and the decision rule, “Unknown” means that the considered case has not been studied in the existing literature.

	LOOCV	K -Fold CV	ALO	AIC-type	OIC
$\#\hat{\theta}$ to compute	n	K	1	1	1
$\#x^*(\cdot)$ to compute	n	K	n	1	1
Model-free	✓	✓	✗	✗	✗
Remove $\Theta(1/n)$ bias in (2)	✓	✗	✓	✓	✓
Encompass constrained problems	✓	✓	Unknown	✗	✓
Evaluate for general risk function $u(\cdot)$	Unknown	Unknown	Unknown	✗	✓
Explicit bias formula	✗	✗	✗	✓	✓

Unlike LOOCV that requires the solution of n optimization problems, OIC does not need to solve any additional optimization problems, and is, therefore, more computationally efficient. K -Fold CV only solves K optimization problems, but comes with the cost of a $\Theta(1/n)$ bias. On the other hand, the CV methods are “model-free”, whereas OIC requires access to the gradient, and sometimes the Hessian of the cost function and the influence function of the decision rule with respect to its parametrization. Nonetheless, we show that for a wide range of data-driven

optimization formulations these quantities are explicitly computable so that OIC is an efficiently implementable approach. Moreover, LOOCV and K -Fold CV have not been investigated for the general risk function $u(\cdot)$ in (1) and it appears that even LOOCV requires proper adjustments to meaningfully remove bias.

Both OIC and ALO require analytical knowledge of the optimization problem, and save the computational need of repeatedly computing $\hat{\theta}$ using different subsets of data. However, OIC can encompass a much larger class of data-driven optimization formulations compared to ALO, e.g., OIC can work with DRO and constrained optimization problems, that ALO cannot cover. Although ALO can approximate all leave-one-out $\hat{\theta}$'s with only one computed $\hat{\theta}$, it still needs to evaluate the decision $x^*(\cdot)$ n times, one for each approximated leave-one-out $\hat{\theta}$. For some data-driven optimization approaches such as estimate-then-optimize and integrated estimation-and-optimization (see Definition 1(a)), evaluating $x^*(\cdot)$ requires solving an optimization problem. Therefore, even if existing ALO methods can be extended to these approaches, solving the n additional optimization problems washes away the computational benefit. Furthermore, ALO attempts to approximate LOOCV instead of the actual bias term in (2) or (1). As a result it lacks an explicit bias formula and may not truly remove the $\Theta(1/n)$ bias when LOOCV fails to remove bias.

In summary, OIC is the most general bias correction formula known to-date that applies across different data-driven optimization problems with general decision rules and cost functions, and is able to handle general risk functions as in (1). It recovers previous similar formulas like AIC and its variants as special cases, and therefore, inherits the benefits of these previous formulas, but with the additional benefit of being substantially more general in that it can be used for decision selection instead of just model selection.

Notation. ∇_{θ} denotes the gradient (or subgradient) and $\nabla_{\theta\theta}^2$ denotes the Hessian matrix with respect to θ . $\text{Tr}[\cdot]$ denotes the trace of a matrix, D denotes the dimension of a variable \cdot , and $d(\cdot, \cdot)$ denotes a distance between two distributions. $\hat{\mathbb{P}}_n := \frac{1}{n} \sum_{i=1}^n \delta_{\xi_i}$ denotes the empirical distribution of $\{\xi_i\}_{i=1}^n$, where δ_{ξ} denotes the Dirac measure centered at ξ . $\mathbf{1}_D$ denotes the D -dimensional vector with all entries being 1 and $\mathbf{1}$ denotes the indicator function.

3. General Results

Consider the optimization problem in Section 1. Let the decision rule $x^*(\theta) \in \mathcal{X}$ denote a known deterministic function of a parameter $\theta \in \Theta$. With data $\mathcal{D}_n = \{\xi_i\}_{i=1}^n$, where each $\xi_i \in \Xi$ is an observation drawn from \mathbb{P}^* , we obtain a parameter estimate $\hat{\theta}$ from \mathcal{D}_n . Specifically, we let $\hat{\theta} = T(\hat{\mathbb{P}}_n)$, where $T: M(\Xi) \rightarrow \Theta$ denotes a calibration function that maps a probability distribution $\mathbb{P} \in M(\Xi)$ to a parameter value in Θ with $M(\Xi)$ being a set of probability distributions supported on Ξ . This setup covers a wide range of data-driven optimization procedures.

DEFINITION 1 (GENERAL DATA-DRIVEN OPTIMIZATION PROCEDURES).

- (a) We parameterize the uncertainty ξ via a probability distribution $\mathbb{P} \in \mathcal{P}_\Theta := \{\mathbb{P}_\theta | \theta \in \Theta\}$ and $x^*(\theta) \in \arg \min_{x \in \mathcal{X}} \mathbb{E}_{\mathbb{P}_\theta}[h(x; \xi)]$.
- (1) *Estimate-Then-Optimize (ETO)*: The calibration function T does not depend on h . A canonical example is maximum likelihood estimation, i.e., $\hat{\theta} \in \arg \max_{\theta \in \Theta} \mathbb{E}_{\hat{\mathbb{P}}_n}[\ln p_\theta(\xi)]$ and $T(\mathbb{P}) := \arg \max_{\theta \in \Theta} \mathbb{E}_{\mathbb{P}}[\ln p_\theta(\xi)]$ for any \mathbb{P} supported on Ξ .
 - (2) *Integrated Estimation-and-Optimization (IEO)*: The calibration function $T(\mathbb{P}) := \arg \min_{\theta \in \Theta} \mathbb{E}_{\mathbb{P}}[h(x^*(\theta); \xi)]$ for any \mathbb{P} supported on Ξ .
- (b) $\{x^*(\theta) \in \mathcal{X} | \theta \in \Theta\}$ is any parameterized family of decision functions.
- (1) *End-to-End (E2E)*: $\hat{\theta} \in \arg \min_{\theta \in \Theta} \mathbb{E}_{\hat{\mathbb{P}}_n}[h(x^*(\theta); \xi)]$, i.e., $T(\mathbb{P}) := \arg \min_{\theta \in \Theta} \mathbb{E}_{\mathbb{P}}[h(x^*(\theta); \xi)]$ for any \mathbb{P} supported on Ξ .
 - (2) *Regularized E2E (R-E2E)*: $\hat{\theta} \in \arg \min_{\theta} \{\mathbb{E}_{\hat{\mathbb{P}}_n}[h(x^*(\theta); \xi)] + \lambda R(x^*(\theta))\}$ for some regularizer $R(\cdot)$, i.e., $T(\mathbb{P}) := \arg \min_{\theta \in \Theta} \{\mathbb{E}_{\mathbb{P}}[h(x^*(\theta); \xi)] + \lambda R(x^*(\theta))\}$ for any \mathbb{P} supported on Ξ .
 - (3) *Distributionally Robust E2E (DR-E2E)*: $\hat{\theta} \in \arg \min_{\theta} \max_{d(\mathbb{P}, \hat{\mathbb{P}}_n) \leq \epsilon} \mathbb{E}_{\mathbb{P}}[h(x^*(\theta); \xi)]$ for some distance metric d , i.e., $T(\mathbb{P}) := \arg \min_{\theta \in \Theta} \max_{d(\mathbb{Q}, \mathbb{P}) \leq \epsilon} \mathbb{E}_{\mathbb{Q}}[h(x^*(\theta); \xi)]$.

In Definition 1, parts (a) and (b) differ in how the decision rule $x^*(\theta)$ is constructed. In part (a), the basic construction is a parametric family of distributions \mathcal{P}_Θ , and $x^*(\theta) = \arg \min_{x \in \mathcal{X}} \mathbb{E}_{\mathbb{P}_\theta}[h(x; \xi)]$. The two sub-categories (1) and (2) correspond to whether (IEO) or not (ETO) the downstream objective $h(\cdot, \cdot)$ is taken into consideration while estimating $\hat{\theta}$. In part (b), the basic construction is a decision function $\{x^*(\theta) | \theta \in \Theta\}$. In this setting, $\hat{\theta}$ can be estimated through empirical minimization (E2E), or regularized empirical minimization (R-E2E), or via a distributionally robust formulation (DR-E2E). For example, we can obtain sample average approximation (SAA) through the following specification:

EXAMPLE 1 (SAMPLE AVERAGE APPROXIMATION (SAA)). If we set $x^*(\theta) = \theta$ and estimate $\hat{\theta}$ through E2E in Definition 1(b)(1), then this setting reduces to SAA.

Next, we show how to model portfolio optimization using Definition 1.

EXAMPLE 2 (PORTFOLIO OPTIMIZATION). Suppose the cost function $h(x; \xi) = \exp(-\xi^\top x) + \gamma \|x\|_2^2$ where the random asset return $\xi \in \mathbb{R}^{D_\xi}$ and portfolio weights $x \in \mathbb{R}^{D_\xi}$. In each case below, the dimension of θ may be different depending on the decision rule $x^*(\theta)$.

- (a) We parameterize ξ via a Gaussian distribution with independent components, i.e., $\mathbb{P} \in \{\mathbb{P}_\theta = \prod_{j \in [D_\xi]} N(\mu_j, \sigma_j^2) : \theta = (\mu, \sigma^2)\}$ and $x^*(\theta) \in \arg \min_x \{\mathbb{E}_{\mathbb{P}_\theta}[-\exp(-\xi^\top x)] + \gamma \|x\|_2^2\}$.
- (1) ETO approach: Set $\hat{\theta} = \{(\hat{\mu}_j, \hat{\sigma}_j^2)\}_{j \in [D_\xi]}$, the sample mean and variance of $\{\xi_i\}_{i=1}^n$.
 - (2) IEO approach: $\hat{\theta} = \arg \min_{\theta} \{\mathbb{E}_{\hat{\mathbb{P}}_n}[-\exp(-\xi^\top x^*(\theta))] + \gamma \|x^*(\theta)\|_2^2\}$.
- (b) Equal-weighted portfolio, i.e., $x^*(\theta) = \theta \mathbf{1}_{D_\xi}$, and unconstrained-weighted portfolio, i.e., $x^*(\theta) = \theta$, are two examples of $x^*(\theta)$ in Definition 1(b).

- (1) E2E approach: $\hat{\theta} \in \arg \min_{\theta} \{ \mathbb{E}_{\hat{\mathbb{P}}_n} [\exp(-\theta \sum_{j \in [D_{\xi}]} \xi_{\cdot,j})] + \gamma D_{\xi}^2 \theta^2 \}$ for equal weights, and $\hat{\theta} \in \arg \min_{\theta} \{ \mathbb{E}_{\hat{\mathbb{P}}_n} [\exp(-\xi^{\top} \theta)] + \gamma \|\theta\|_2^2 \}$ for unconstrained weights.

We can also apply R-E2E or DR-E2E to calibrate $\hat{\theta}$.

We make the following assumptions on the cost function h and decision rule $x^*(\theta)$:

ASSUMPTION 1 (Smoothness of Decision). *The decision rule $x^*(\theta)$ is twice differentiable, i.e., $\nabla_{\theta} x^*(\theta)$ and $\nabla_{\theta\theta}^2 x^*(\theta)$ exist for any $\theta \in \Theta$.*

ASSUMPTION 2 (Smoothness of Cost Function). *For any $\xi \in \Xi$ almost surely, $h(x^*(\theta); \xi)$ is a measurable function that is twice continuously differentiable with respect to θ for any $\theta \in \Theta$.*

ASSUMPTION 3 (Moment Condition). *Denote $\theta^* = T(\mathbb{P}^*) \in \Theta$ as a unique value, where T denotes the calibration function. Then, each entry of $\nabla_{\theta} \mathbb{E}_{\mathbb{P}^*} [h(x^*(\theta^*); \xi)]$, $\nabla_{\theta\theta}^2 \mathbb{E}_{\mathbb{P}^*} [h(x^*(\theta^*); \xi)]$ is finite and $I_h(\theta) := \nabla_{\theta\theta}^2 \mathbb{E}_{\mathbb{P}^*} [h(x^*(\theta^*); \xi)]$ is positive definite.*

Assumption 1 is on the smoothness of $x^*(\cdot)$ only. Assumption 2 assumes smoothness on the composite function $h(x^*(\cdot); \xi)$ with respect to θ , which generally depends on both the smoothness of $h(\cdot; \xi)$ and $x^*(\cdot)$, while Assumption 3 assumes moment conditions on this composite function. We provide more transparent sufficient conditions for Assumptions 1 and 2 in Appendix EC.1.1. Moreover, while Assumption 2 assumes smoothness on $h(x^*(\cdot); \xi)$, later in this section we introduce a generalization to allow for non-smooth costs.

Before introducing assumptions on the calibration of $\hat{\theta}$, we define the notion of influence function:

DEFINITION 2 (INFLUENCE FUNCTION). *The influence function $IF_{\theta}(\cdot)$ is defined as follows:*

$$IF_{\theta^*}(\xi; T, \mathbb{P}^*) = \lim_{\epsilon \rightarrow 0^+} \frac{T(\epsilon \delta_{\xi} + (1 - \epsilon) \mathbb{P}^*) - T(\mathbb{P}^*)}{\epsilon}.$$

We abbreviate $IF_{\theta^*}(\xi; T, \mathbb{P}^*)$ as $IF_{\theta^*}(\xi)$ when no confusion arises. Influence functions were introduced originally in robust statistics (Hampel 1974, Cook and Weisberg 1982) and can be interpreted as the functional derivative of an estimator with respect to the underlying distribution \mathbb{P}^* . Intuitively, it measures the impact of a point ξ on the calibration procedure $T(\cdot)$.

ASSUMPTION 4 (Statistical Properties of Parameter Estimator). $\mathbb{E}_{\mathbb{P}^*} [IF_{\theta^*}(\xi)] = 0$, and the error in parameter estimate $\hat{\theta} = T(\hat{\mathbb{P}}_n)$ is of the form

$$\hat{\theta} - \theta^* = \frac{1}{n} \sum_{i=1}^n IF_{\theta^*}(\xi_i) + o_p \left(\frac{1}{\sqrt{n}} \right). \quad (3)$$

Furthermore, the sequence $\sqrt{n}(\hat{\theta} - \theta^*)$ is asymptotically normal with mean zero and covariance matrix $\Psi(\theta^*) := \mathbb{E}_{\mathbb{P}^*} [IF_{\theta^*}(\xi) IF_{\theta^*}(\xi)^{\top}]$.

Assumption 4 stipulates that $\sqrt{n}(\hat{\theta} - \theta^*)$ is asymptotically linear and normal. This is satisfied by many standard estimators in classical statistics (Bickel et al. 1993, Van der Vaart 2000), and can be shown to hold for procedures that also incorporate the cost function h . Note that the assumption $\mathbb{E}_{\mathbb{P}^*}[IF_{\theta^*}(\xi)] = 0$ is without loss of generality because one can always redefine $IF_{\theta^*} = IF_{\theta^*} - \mathbb{E}_{\mathbb{P}^*}[IF_{\theta^*}(\xi)]$. With Assumption 4, we have the following approximation for the expected objective value (2):

THEOREM 1 (Bias Characterization). *Suppose Assumptions 1, 2, 3 and 4 hold. Then the true expected performance $A = \mathbb{E}_{\mathcal{D}_n} \mathbb{E}_{\mathbb{P}^*}[h(x^*(\hat{\theta}); \xi)]$ of the decision $x^*(\hat{\theta})$ can be expressed as:*

$$A = \mathbb{E}_{\mathcal{D}_n} \left[\frac{1}{n} \sum_{i=1}^n h(x^*(\hat{\theta}); \xi_i) \right] - \frac{\mathbb{E}_{\mathbb{P}^*}[\nabla_{\theta} h(x^*(\theta^*); \xi)^{\top} IF_{\theta^*}(\xi)]}{n} + o\left(\frac{1}{n}\right). \quad (4)$$

In (4), the first term is the expected value of the empirical estimator $\hat{A}_o = \frac{1}{n} \sum_{i=1}^n h(x^*(\hat{\theta}); \xi_i)$. Theorem 1 shows that the bias A_c in using \hat{A}_o to estimate (2) is given by $A_c := -\mathbb{E}_{\mathbb{P}^*}[\nabla_{\theta} h(x^*(\theta^*); \xi)^{\top} IF_{\theta^*}(\xi)]/n = O(1/n)$. For E2E (Definition 1(b)(1)), $IF_{\theta}(\xi) = -I_h(\theta^*)^{-1} \nabla_{\theta} h(x^*(\theta^*); \xi)$, therefore $A_c = \text{Tr}[I_h(\theta^*)^{-1} \mathbb{E}_{\mathbb{P}^*}[\nabla_{\theta} h(x^*(\theta^*); \xi) \nabla_{\theta} h(x^*(\theta^*); \xi)^{\top}]]/n$. Then Assumption 3 implies that $A_c > 0$, i.e., the bias in \hat{A}_o is *optimistic* (see discussion in Section 1). In general, however, the bias A_c can take any sign and our approach applies regardless of its sign. The proof of Theorem 1 relies on the second-order Taylor expansion centered at θ^* of both the *sample optimality gap* $\frac{1}{n} \sum_{i=1}^n (h(x^*(\hat{\theta}); \xi_i) - h(x^*(\theta^*); \xi_i))$ and *true optimality gap* $\mathbb{E}_{\mathbb{P}^*}[h(x^*(\theta^*); \xi)] - \mathbb{E}_{\mathbb{P}^*}[h(x^*(\hat{\theta}); \xi)]$. Note that Theorem 1 does not explicitly require the first- and second-order optimality conditions for $\hat{\theta}$ and θ^* , since (3) already captures the optimality conditions associated with $T(\cdot)$, an observation that we will elaborate later. The bias characterization in Theorem 1 also serves as the theoretical foundation for standard bootstrap and jackknife approaches to remove the bias (see Appendix EC.1.2). Motivated from Theorem 1, we introduce OIC as a bias-corrected estimator for (2).

DEFINITION 3 (OPTIMIZER'S INFORMATION CRITERION (OIC)). The OIC

$$\hat{A} := \underbrace{\frac{1}{n} \sum_{i=1}^n h(x^*(\hat{\theta}); \xi_i)}_{\hat{A}_o} - \underbrace{\frac{1}{n^2} \sum_{i=1}^n \nabla_{\theta} h(x^*(\hat{\theta}); \xi_i)^{\top} \widehat{IF}_{\hat{\theta}}(\xi_i)}_{\hat{A}_c}. \quad (5)$$

Definition 3 mimics the expressions inside the expectation on the RHS of (4) by replacing the unknown θ^* , IF and \mathbb{P}^* with their empirical counterparts. The bias correction term \hat{A}_c captures the interplay between the decision space and parameter space. Since $\mathbb{E}_{\hat{\mathbb{P}}_n}[\nabla_{\theta} h(x^*(\hat{\theta}); \xi)^{\top} \widehat{IF}_{\hat{\theta}}(\xi)] \leq \sqrt{\mathbb{E}_{\hat{\mathbb{P}}_n}[\|\nabla_{\theta} h(x^*(\hat{\theta}); \xi)\|_2^2]} \sqrt{\mathbb{E}_{\hat{\mathbb{P}}_n}[\|\widehat{IF}_{\hat{\theta}}(\xi)\|_2^2]}$, an increase of either $\|\nabla_{\theta} h(x^*(\hat{\theta}); \xi)\|_2$ or $\|\widehat{IF}_{\hat{\theta}}(\xi)\|_2$ can lead to a potential large bias term. On the one hand, a larger $\|\nabla_{\theta} h(x^*(\hat{\theta}); \xi)\|_2$ (or $\|\nabla_{\theta} x^*(\hat{\theta})\|_2$)

from chain rule) is usually associated with a more “complex” decision rule $x^*(\theta)$. We call a decision rule “complex” if $\nabla_{\theta}x^*(\cdot)$ triggers a function class $\{\|\nabla_{\theta}h(x^*(\theta); \cdot)\|_2 : \theta \in \Theta\}$ that has a high complexity measure, such as the Vapnik–Chervonenkis dimension, metric entropy, or localized Rademacher complexity in learning theory. A large complexity measure might lead to a larger $\sup_{\theta \in \Theta} \mathbb{E}_{\mathbb{P}^*}[\|\nabla_{\theta}h(x^*(\theta); \xi)\|_2]$, which upper bounds the term $\mathbb{E}_{\mathbb{P}^*}[\|\nabla_{\theta}h(x^*(\hat{\theta}); \xi)\|_2]$. On the other hand, a larger parametric space Θ , which can be due to a higher dimension, typically increases $\|\widehat{IF}_{\hat{\theta}}(\xi)\|_2$, since a single sample can affect the parameter estimate more easily. Besides, if the two vector flows $\nabla_{\theta}h(x^*(\hat{\theta}); \xi)$ and $\widehat{IF}_{\hat{\theta}}(\xi)$ are “more orthogonal”, i.e., when the estimation of $\hat{\theta}$ and $x^*(\theta)$ are more “independent”, the bias term would be small. We will elaborate these interactions further with Example 2 in Section 5.

In order to derive guarantees on the use of OIC, we make a mild assumption on the estimation of the influence function.

ASSUMPTION 5 (Influence Function Estimation). *There exists an estimate $\widehat{IF}_{\hat{\theta}}$ for the influence function such that, for all $\xi \in \Xi$,*

$$\mathbb{E}_{\mathcal{D}_n}[\|\widehat{IF}_{\hat{\theta}}(\xi)\|_2^2] - \|IF_{\theta^*}(\xi)\|_2^2 = o(1). \quad (6)$$

Assumption 5 imposes the statistical consistency of an influence function estimator $\widehat{IF}_{\hat{\theta}}$. A simple approach to obtain such an estimator is through a direct plug-in. That is, we replace the unknown \mathbb{P}^* and θ^* appearing in $IF_{\theta^*}(\xi) = IF_{\theta^*}(\xi; T, \mathbb{P}^*)$ with $\hat{\mathbb{P}}_n$ and $\hat{\theta}$. Under suitable regularity conditions in M -estimation, such a plug-in would result in consistency and furthermore asymptotic normality (Section 3.4 in Cook and Weisberg (1982); Section 5 in Van der Vaart (2000)).

While Assumption 4 and Assumption 5 are intuitive, they are not easily verifiable for specific procedures beyond standard estimation problems. This is a tradeoff between generality and usability. These assumptions provide the most general setting for the statistical guarantees of OIC. In Section 4, we will introduce a variety of more transparent sufficient conditions for Assumptions 4 and 5. These include moment, Lipschitzness and optimality conditions that are catered to specific data-driven formulations beyond the existing ALO literature. The following result shows the statistical validity of OIC.

THEOREM 2 (Statistical Properties of OIC). *Suppose Assumptions 1, 2, 3, 4 and 5 hold. Then:*

- (1) *The OIC estimator \hat{A} satisfies $\mathbb{E}_{\mathcal{D}_n}[\hat{A}] = A + o(1/n)$;*
- (2) *The bias correction component \hat{A}_c satisfies $\mathbb{E}[\hat{A}_c] = A_c + o(1/n) = O(1/n)$, where $A_c = -\mathbb{E}_{\mathbb{P}^*}[\nabla_{\theta}h(x^*(\theta^*); \xi)^{\top} IF_{\theta^*}(\xi)]/n$;*
- (3) *Suppose $\mathbb{E}_{\mathbb{P}^*}[(\nabla_{\theta}h(x^*(\theta^*); \xi)^{\top} IF_{\theta^*}(\xi))^2] < \infty$, for all $\theta \in \Theta$. Then $\text{Var}[\hat{A}_c] = O(1/n^2)$.*

Theorem 2 states that \hat{A} unbiasedly estimates A up to error $o(1/n)$, with \hat{A}_c being an unbiased estimator of the bias up to the same order of error. The following result generalizes Theorem 2 to some non-smooth cost functions.

ASSUMPTION 6 (Relaxed Smoothness of Cost Function). *The function $h(x; \xi) = f(g(x; \xi))$, where $g(x^*(\theta); \xi)$ satisfies Assumption 2 and $f(z)$ is locally Lipschitz (i.e., $\forall M > 0, |f(x) - f(y)| \leq L_M|x - y|, \forall x, y \in [-M, M]$) and twice differentiable almost everywhere with finitely many non-differentiable points.*

THEOREM 3 (Generalization to Non-Smooth Cost Functions). *Suppose Assumptions 1, 3, 4 and 6 hold. Then the conclusion of Theorem 1 holds. Furthermore, if Assumption 5 also holds, then the conclusions of Theorem 2 hold.*

The key to establishing Theorem 3 is to show that as long as the *expected* value of the cost function is twice differentiable in θ , the correction term in OIC can still be computed. The condition in Theorem 3 extends the ones in Theorems 1 and 2 to some objectives that are important for operations research applications, including the newsvendor cost where $f(z) = cz^+ + (p - c)z^-$ and $g(x; \xi) = x - \xi$.

3.1. Comparisons with Existing Approaches

We compare OIC with existing evaluation approaches in the literature, including AIC, K -Fold CV, LOOCV, and ALO. First, the classical AIC, designed primarily for model selection, is a special case of OIC.

EXAMPLE 3 (AIC). Let $h(x^*(\theta); \xi) = -\ln p_\theta(\xi)$, where $p_\theta(\cdot)$ is the probability density function (p.d.f.) of the distribution parameterized by $\theta \in \Theta$. Then AIC is the OIC for E2E.

Next, the techniques used to prove Theorem 1 establish the following result of K -Fold CV:

COROLLARY 1 (Bias of K -Fold CV). *Suppose Assumptions 1, 2, 3 and 4 hold. Then the expected value of the bias of K -Fold CV \hat{A}_{kcv} is given by $\mathbb{E}[\hat{A}_{kcv}] - A = \frac{B}{(K-1)n} + o\left(\frac{1}{n}\right)$ for any K with $\frac{n}{K} \in \mathbb{Z}$, where $B = \text{Tr}[I_h(\theta^*)\Psi(\theta^*)]/2 + (\nabla_\theta \mathbb{E}_{\mathbb{P}^*}[h(x^*(\theta^*); \xi)])^\top n(\mathbb{E}[\hat{\theta}] - \theta^*)$; If $\mathbb{E}[\hat{\theta}] - \theta^* = O(1/n)$, then $\mathbb{E}[\hat{A}_{kcv}] - A = O\left(\frac{B}{(K-1)n}\right)$.*

This result is established by observing that the bias of K -Fold CV is equal to the *true optimality gap* when we estimate the decision using $(K-1)n/K$ observations. Then Corollary 1 follows the techniques used to approximate the true optimality gap in the proof of Theorem 1. This result shows that, unlike OIC, the K -Fold CV incurs a pessimistic bias of an order $O(1/n)$ for a fixed K . On the other hand, if we set $K = n$ in Corollary 1 and we recover LOOCV, both OIC and LOOCV a bias of the order $o(1/n)$. Furthermore, we show that OIC performs similarly to LOOCV in terms of asymptotic behavior.

COROLLARY 2 (Similarity between LOOCV and OIC). *Suppose Assumptions 1, 2, 3, 4 and 5 hold. Define $\hat{A}_{loocv} := \frac{1}{n} \sum_{i=1}^n h(x^*(\hat{\theta}_{-i}); \xi_i)$, where $\hat{\theta}_{-i} = T(\mathcal{D}_n \setminus \{\xi_i\})$. Then $\hat{A}_{loocv} - \hat{A} = o_p(\frac{1}{n})$. In contrast, for the empirical objective \hat{A}_o , we have $\hat{A}_o - \hat{A}_{loocv} = O_p(\frac{1}{n})$.*

Although the asymptotic behavior of LOOCV is similar to that of OIC, it comes at the steep computational costs – LOOCV needs to solve n optimization problems. Whereas, we can apply OIC with only one, the original, optimization run as long as the influence function estimator and the gradient $\nabla_{\theta} h(x^*(\hat{\theta}); \xi)$ are available. In this corollary, the small difference between \hat{A}_{loocv} and \hat{A} follows a similar first-order Taylor expansion as Stone (1977) with the utilization of Assumption 4.

Lastly, we show that a generalization of ALO with IJ (ALO-IJ) (Giordano et al. 2019) yields similar performance guarantees as OIC.

COROLLARY 3 (Bias of ALO-IJ Approaches). *Suppose Assumptions 1, 2, 3, 4 and 5 hold. Let $\hat{A}_{alo} = \frac{1}{n} \sum_{i=1}^n h(x^*(\tilde{\theta}_{-i}); \xi_i)$, where $\tilde{\theta}_{-i} = \hat{\theta} - \frac{1}{n} \widehat{IF}_{\hat{\theta}}(\xi_i)$. Then $\mathbb{E}[\hat{A}_{alo}] = A + o(\frac{1}{n})$ and $\hat{A}_{alo} - A = o_p(\frac{1}{n})$.*

ALO-IJ also subtracts the influence function to correct bias. Note Corollary 3 is a new result, since Giordano et al. (2019) and the follow-up work (Wilson et al. 2020, Stephenson and Broderick 2020) only focus on $\hat{\theta}$ generated from (penalized) unconstrained M -estimators while we establish the result for a much broader class of calibration functions $T(\cdot)$. Corollary 3 is derived using the first-order Taylor expansion and Theorem 2. Moreover, despite similarity in the form of the estimator and statistical properties, unlike OIC (see Section 6.1 for details), ALO does not address the evaluation problem for general $u(\cdot)$. Furthermore, since $x^*(\tilde{\theta}_{-i})$ has to be computed for $\tilde{\theta}_{-i}, \forall i \in [n]$, ALO can be computationally more expensive for the ETO and IEO formulations in Definition 1(a) since computing each $x^*(\cdot)$ requires solving an optimization problem.

Finally, we comment that OIC does not improve the rate of the mean squared error over the naive empirical estimator \hat{A}_o – this is because any estimator \tilde{A} based on \mathcal{D}_n incurs $\mathbb{E}_{\mathcal{D}_n}[(\tilde{A} - A)^2] = \Omega(1/n)$ (Wainwright 2019) due to the statistical variability in \mathcal{D}_n . Nonetheless, from Theorem 2 (3), we see that OIC alleviates the evaluation bias $A - \mathbb{E}[\hat{A}_o]$ without hurting the mean squared error.

We highlight that even though OIC does improve the mean squared error rate, the bias correction still provides an improvement over the empirical estimate \hat{A}_o for decision selection. Without the bias correction provided by OIC, \hat{A}_o favors SAA which is not the optimal decision rule when the sample size is only moderately large (Kuhn et al. 2019, Van Parys et al. 2020). This fact is illustrated in Figure 1, where the naive empirical estimate (i.e., \hat{A}_o) incorrectly picks $\rho = 0$, i.e., SAA, as optimal; where OIC identifies the true optimal ρ^* . In Corollary 2, OIC is close to LOOCV, generally as a good model selection criterion, without the additional associated computational cost.

4. Applications to Various Data-Driven Optimization Procedures

In this section, we apply OIC to the canonical data-driven optimization procedures introduced in Definition 1. In each case, the key is to verify Assumptions 4 and 5, characterize the associated influence functions explicitly, and show how to estimate the influence functions. In order to focus on the main ideas, we have moved some standard technical assumptions (e.g., consistency, Lipschitzness) to Appendix EC.3. These conditions are natural and commonly satisfied in the statistical analysis of data-driven optimization procedures (Gotoh et al. 2021, Lam 2021, Elmachtoub et al. 2023).

4.1. Estimate-Then-Optimize

ETO corresponds to Definition 1(a)(1). We define the calibration function $T(\mathbb{P})$ implicitly by defining θ to be the solution of the equation $\mathbb{E}_{\mathbb{P}}[\psi(\theta; \xi)] = 0$. Note that MLE is a special case with $\psi(\theta; \xi) = -\ln p_{\theta}(\xi)$, where $p_{\theta}(\xi)$ the p.d.f. of the distribution parameterized by $\theta \in \Theta$.

ASSUMPTION 7 (Optimality Condition of ETO). θ^* (resp. the estimate $\hat{\theta}$) is a root of $\mathbb{E}_{\mathbb{P}^*}[\psi(\theta; \xi)] = 0$ (resp. $\mathbb{E}_{\hat{\mathbb{P}}_n}[\psi(\theta; \xi)] = 0$).

COROLLARY 4 (OIC for ETO). Suppose Assumptions 1, 2 (or 6), 3, 7 and Assumption EC.1 (in Appendix EC.3.1) hold. Then the conclusions of Theorems 1 and 2 hold for ETO with

$$\hat{A}_c = \frac{1}{n^2} \sum_{i=1}^n (\mathbb{E}_{\hat{\mathbb{P}}_n}[\nabla_{\theta} \psi(\hat{\theta}; \xi)])^{-1} \nabla_{\theta} h(x^*(\hat{\theta}); \xi_i) \psi(\hat{\theta}; \xi_i).$$

Corollary 4 holds even if the distribution model is not well-specified, i.e., true distribution $\mathbb{P}^* \notin \mathcal{P}_{\Theta}$. This is because $IF_{\theta}(\xi) = -(\mathbb{E}_{\mathbb{P}^*}[\nabla_{\theta} \psi(\theta; \xi)])^{-1} \psi(\theta; \xi)$ and $\widehat{IF}_{\hat{\theta}}(\xi) = -(\mathbb{E}_{\hat{\mathbb{P}}_n}[\nabla_{\theta} \psi(\hat{\theta}; \xi)])^{-1} \psi(\hat{\theta}; \xi)$ satisfy Assumptions 4 and 5 from Theorem 5.21 in Van der Vaart (2000) even if the model is not well specified. In fact, Corollary 4 applies even beyond ETO in the sense that the bias correction formula holds as long as the mapping $\theta \mapsto x^*(\theta)$ satisfies Assumptions 1, 2, 3. For example, the result holds for more complicated estimators for distribution parameters, such as the so-called operational statistics (Liyanage and Shanthikumar 2005).

4.2. Integrated-Estimation-Optimization and End-To-End

Here, we consider both IEO (Definition 1(a)(2)) and E2E (Definition 1(b)(1)) since they share similar structures. The following conditions imply Assumptions 4 and 5, and, in turn, the statistical validity of OIC.

ASSUMPTION 8 (Optimality Condition of IEO / E2E). θ^* (resp. the estimate $\hat{\theta}$) is a root of the equation $\nabla_{\theta} \mathbb{E}_{\mathbb{P}^*}[h(x^*(\theta); \xi)] = 0$ (resp. $\nabla_{\theta} \mathbb{E}_{\hat{\mathbb{P}}_n}[h(x^*(\theta); \xi)] = 0$).

COROLLARY 5 (OIC for IEO / E2E). *Suppose Assumptions 1, 3, 6, 8 and Assumption EC.2 (in Appendix EC.3.2) hold. Then the conclusion of Theorem 1 hold with*

$$A_c = \frac{1}{n} \text{Tr}[I_h(\theta^*)^{-1} J_h(\theta^*)],$$

where $J_h(\theta) = \mathbb{E}_{\mathbb{P}^*}[\nabla_{\theta} h(x^*(\theta); \xi) \nabla_{\theta} h(x^*(\theta); \xi)^{\top}]$. Furthermore, if Assumptions 2 and EC.3 (in Appendix EC.3.2) hold, the conclusion of Theorem 2 holds with

$$\hat{A}_c = \frac{1}{n} \text{Tr}[\hat{I}_h(\hat{\theta})^{-1} \hat{J}_h(\hat{\theta})],$$

where $\hat{I}_h(\theta) = \frac{1}{n} \sum_{i=1}^n \nabla_{\theta\theta}^2 h(x^*(\theta); \xi_i)$ and $\hat{J}_h(\theta) = \frac{1}{n} \sum_{i=1}^n \nabla_{\theta} h(x^*(\theta); \xi_i) \nabla_{\theta} h(x^*(\theta); \xi_i)^{\top}$.

Since $I_h(\theta^*) = J_h(\theta^*)$ in Example 3, the first-order expected bias in Corollary 5 recovers AIC as a special case with $A_c = D_{\theta^*}/n$. More generally, the bias correction term for E2E in statistics is known as the Takeuchi information criterion (TIC) (Takeuchi 1976, Murata et al. 1994, Beirami et al. 2017), with efficient approximations proposed in Thomas et al. (2020). To the best of our knowledge, except for this IEO/E2E case where we overlap with the existing TIC, all our OIC results are new.

4.3. Regularized and Distributionally Robust End-to-End

Next we discuss R-E2E (Definition 1(b)(2)) and DR-E2E (Definition 1(b)(3)), both of which involve regularization either explicitly or implicitly. We first consider R-E2E. Suppose $\lambda \in \mathbb{R}$ and $R(\cdot)$ is twice differentiable. Then the bias correction term \hat{A}_c can be computed by applying Corollary 5 to $\tilde{h}(x^*(\theta); \xi) := h(x^*(\theta); \xi) + \lambda R(x^*(\theta))$.

COROLLARY 6 (OIC for R-E2E). *Suppose Assumptions 1, 2, 3, 8 and Assumption EC.2 (in Appendix EC.3.2) hold where we replace $h(x^*(\cdot); \xi)$ there with $h(x^*(\cdot); \xi) + \lambda R(x^*(\cdot))$. Then the conclusions of Theorems 1 and 2 hold with*

$$\hat{A}_c = \frac{1}{n} \text{Tr}[\hat{I}_{\tilde{h}}(\hat{\theta})^{-1} \hat{J}_{\tilde{h}}(\hat{\theta})],$$

where $\hat{I}_{\tilde{h}}(\theta) = \frac{1}{n} \sum_{i=1}^n \nabla_{\theta\theta}^2 \tilde{h}(x^*(\theta); \xi_i)$ and $\hat{J}_{\tilde{h}}(\theta) = \frac{1}{n} \sum_{i=1}^n \nabla_{\theta} \tilde{h}(x^*(\theta); \xi_i) \nabla_{\theta} \tilde{h}(x^*(\theta); \xi_i)^{\top}$ with $\tilde{h}(x^*(\theta); \xi) = h(x^*(\theta); \xi) + \lambda R(x^*(\theta))$.

Next we consider DR-E2E. Suppose the metric d is set as the Wasserstein distance. Then the result for R-E2E with $R(\cdot)$ set to the L_2 -penalty or gradient norms would apply approximately. This is because these Wasserstein DRO problems are known to be approximately equivalent to L_2 -regularization or gradient regularizations (Blanchet et al. 2019, Gao et al. 2024). On the other hand, suppose the metric d is set by an f -divergence d_f (Ben-Tal et al. 2013), i.e.,

$$\hat{\theta} \in \arg \min_{\theta \in \Theta} \max_{\mathbb{P}: d_f(\mathbb{P}, \mathbb{P}_n) \leq \epsilon} \mathbb{E}_{\mathbb{P}}[h(x^*(\theta); \xi)]. \quad (7)$$

COROLLARY 7 (OIC for DR-E2E). *Suppose Assumptions 1, 2, 3 and Assumption EC.4 (in Appendix EC.3.3) hold, and the size of the ambiguity set $\epsilon = O(\frac{1}{n})$ (see (7)). Then the conclusions of Theorems 1 and 2 hold with*

$$\hat{A}_c = \frac{1}{n} \text{Tr}[\hat{I}_h(\hat{\theta})^{-1} \hat{J}_h(\hat{\theta})],$$

where \hat{I}_h, \hat{J}_h are the same as in Corollary 5.

This result follows from the fact that the forms of $IF_{\theta^*}(\xi)$, $\hat{IF}_{\theta}(\cdot)$ are the same as E2E but with $\hat{\theta} - \theta_\epsilon^* = \frac{1}{n} \sum_{i=1}^n IF_{\theta^*}(\xi_i) + o_p(1/\sqrt{n})$ where $\theta_\epsilon^* = \theta^* - \Delta(\epsilon)$ for some deterministic $\Delta(\epsilon)$.

4.4. Constrained End-to-End

We now consider the presence of inequality constraints. Specifically, we consider the following problem:

$$\min_x \mathbb{E}_{\mathbb{P}^*}[h(x; \xi)] \text{ s.t. } g_j(x) \leq 0, \forall j \in J. \quad (8)$$

Provided some mild conditions (in Appendix EC.3.4) that are prevalent in stochastic optimization (Duchi and Ruan 2021, Kallus and Mao 2023), we attain the following result:

COROLLARY 8. *Suppose Assumptions 1, 2, 3 and Assumption EC.5 (in Appendix EC.3.4) hold in Problem (8). Then the conclusions of Theorems 1 and 2 hold with*

$$\hat{A}_c = \frac{1}{n} \text{Tr}[\hat{P}(\hat{I}_{h, \hat{\alpha}}(\hat{\theta}))^\dagger \hat{P} \hat{J}(\hat{\theta})],$$

where $\hat{\alpha}$ is a solution of the equation $\nabla_{\theta} Z(x^*(\hat{\theta})) + \sum_{j \in \hat{B}} \hat{\alpha}_j \nabla_{\theta} g_j(x^*(\hat{\theta})) = 0$, $\hat{B} = \{j \in J : g_j(x^*(\hat{\theta})) = 0\}$ denotes that set of active constraints, and $\hat{C} = \{\nabla_{\theta} g_j(x^*(\hat{\theta}))^\top\}_{j \in \hat{B}}$, i.e., the matrix whose rows consist of gradients $\nabla_{\theta} g_j(x^*(\hat{\theta}))$ of the active constraints, $\hat{I}_{h, \hat{\alpha}}(\hat{\theta}) = \frac{1}{n} \sum_{i=1}^n \nabla_{\theta\theta}^2 h(x^*(\hat{\theta}); \xi_i) + \sum_{j \in \hat{B}} \hat{\alpha}_j \nabla^2 g_j(x^*(\hat{\theta}))$, $\hat{P} = I - \hat{C}(\hat{C}\hat{C})^\dagger \hat{C}$, and \dagger here denotes the pseudo-inverse.

Comparing Corollary 8 to its unconstrained counterpart Corollary 7, we see that including constraints $\{g_j(x) \leq 0, j \in J\}$ can eliminate more bias as compared to the unconstrained case. This is because typically $\text{Tr}[\hat{P}(\hat{I}_{h, \hat{\alpha}}(\hat{\theta}))^\dagger \hat{P} \hat{J}(\hat{\theta})] < \text{Tr}[\hat{I}_h(\hat{\theta})^{-1} \hat{J}_h(\hat{\theta})]$ since $\hat{I}_{h, \hat{\alpha}}(\hat{\theta}) \preceq \hat{I}_h(\hat{\theta})$ implies that $\text{Tr}[\hat{P}(\hat{I}_{h, \hat{\alpha}}(\hat{\theta}))^\dagger \hat{P}] < \text{Tr}[\hat{I}_h(\hat{\theta})]$. We prove Corollary 8 by verifying that the estimated influence function $\hat{IF}_{\theta}(\xi) = -\hat{P}(\hat{I}_{h, \hat{\alpha}}(\hat{\theta}))^\dagger \hat{P} \nabla_{\theta} h(x^*(\hat{\theta}); \xi)$ satisfies Assumption 5.

5. Applications to Specific Cost Functions

In this section, we present our OIC formulas for several specific cost functions arising commonly in operations research applications. Specifically, we focus on the newsvendor problem and portfolio optimization.

5.1. Newsvendor Problem

Consider the newsvendor cost function $h(x; \xi) = cx - p \min\{\xi, x\}$, where c is the (known) cost per unit and p is the (known) price per unit. Our goal is to compute the bias term A_c and its estimator \hat{A}_c for a range of different data-driven optimization procedures by applying our results in Sections 3 and 4.

SAA. We first consider the bias of SAA (i.e., Example 1). From Corollary 5, we have $I_h(\theta) = \nabla_{\theta\theta}^2 \mathbb{E}_{\mathbb{P}^*}[h(x^*(\theta); \xi)] = pf(\theta)$, where $f(\cdot)$ is the true p.d.f. of \mathbb{P}^* . Therefore, it follows that $A_c = \frac{1}{n} \text{Tr}[I_h(\theta^*)^{-1} J_h(\theta^*)] = \frac{c(p-c)}{npf(\theta^*)}$. Thus, we recover the main result in Siegel and Wagner (2023).

Parametric decision rules. We consider decision rules obtained by parametrizing the probability distribution of ξ as $\mathcal{P}_\Theta = \{\mathbb{P}_\theta : \theta \in \Theta\}$, i.e., Definition 1(a). Chain rule gives the following general formula bias correction term:

$$\hat{A}_c = -\frac{1}{n^2} \sum_{i=1}^n \left(\nabla_x h(x^*(\hat{\theta}); \xi_i) \nabla_\theta x^*(\hat{\theta}) \right)^\top \widehat{IF}_{\hat{\theta}}(\xi_i), \quad (9)$$

where $\nabla_x h(x; \xi_i) = c \mathbf{1}_{\{x > \xi_i\}} + (c-p) \mathbf{1}_{\{x \leq \xi_i\}}$. The explicit formula for three different distributions and calibration is as follows.

- (i) **ETO under Normal Distributions.** For $\mathcal{P}_\theta = \{N(\mu, \sigma^2) : \theta = (\mu, \sigma^2)^\top\}$ and the calibration function T given by the MLE, the decision rule is $x^*(\theta) = \mu + \sqrt{\sigma^2} \Phi^{-1}(1 - \frac{c}{p})$, where Φ is the CDF of the standard Normal distribution, and the estimate $\hat{\theta} = (\hat{\mu}, \hat{\sigma}^2)^\top$, where $\hat{\mu}$, $\hat{\sigma}^2$ is the sample mean and variance, respectively, of the data $\mathcal{D}_n = \{\xi_i\}_{i \in [n]}$. Then, $\widehat{IF}_{\hat{\theta}}(\xi_i) = (\xi_i - \hat{\mu}, (\xi_i - \hat{\mu})^2 - \hat{\sigma}^2)^\top$.
- (ii) **ETO under Exponential Distributions.** For $\mathcal{P}_\theta = \{\text{Exp}(\theta) : \theta \geq 0\}$, and the calibration function T given by the MLE, the decision rule $x^*(\theta) = \log(p/c)\theta$ where the estimate $\hat{\theta} = \hat{\mu}$, and $\hat{\mu}$ is the sample mean of the data $\mathcal{D}_n = \{\xi_i\}_{i \in [n]}$. Then, $\widehat{IF}_{\hat{\theta}}(\xi_i) = \xi_i - \hat{\mu}$.
- (iii) **Operational Statistics under Exponential Distributions.** For $\mathcal{P}_\theta = \{\text{Exp}(\theta) : \theta \geq 0\}$, and the calibration function T given by operational statistics (Liyanage and Shanthikumar 2005), the decision rule $x^*(\theta) = n[(p/c)^{1/(n+1)} - 1]\theta$ and $\hat{\theta} = \hat{\mu}$, where $\hat{\mu}$ is the sample mean of the data $\mathcal{D}_n = \{\xi_i\}_{i \in [n]}$. Then, $\widehat{IF}_{\hat{\theta}}(\xi_i) = \xi_i - \hat{\mu}$. The influence function here is the same as ETO but the mapping $\theta \mapsto x^*(\theta)$ is different due to a different way of incorporating the downstream objective in operational statistics.

Note that Siegel and Wagner (2021) also discusses the estimation of the evaluation bias in these three decision rules. However, their results only apply when \mathcal{P}_Θ includes the true distribution \mathbb{P}^* , i.e., $\mathbb{P}^* \in \mathcal{P}_\Theta$. In contrast, the OIC bias correction procedure can be applied even when $\mathbb{P}^* \notin \mathcal{P}_\Theta$. This is because in the evaluation goal of Siegel and Wagner (2021), the random variable ξ is evaluated under \mathbb{P}_{θ^*} instead of \mathbb{P}^* in (2) and the two are the same only if $\mathbb{P}^* \in \mathcal{P}_\Theta$.

5.2. Portfolio Optimization

Let $h(x; \xi) = \exp(-\xi^\top x) + 0.2\|x\|_2^2$, i.e., $\gamma = 0.2$ in Example 2. Suppose the true distribution $\mathbb{P}^* = N(\mu^*, \Sigma)$ with $\mu^* = (1, 2)^\top$ and $\Sigma = \begin{pmatrix} 4 & 2 \\ 2 & 4 \end{pmatrix}$. We specifically compare the bias terms A_c (defined in Theorem 2) in the following two methods by demonstrating the interactions of the two components $-\nabla_\theta h(x^*(\theta^*); \xi)$ and $IF_{\theta^*}(\xi)$ in A_c .

SAA: Consider $x^*(\theta)$ in Example 1. Then $IF_{\theta^*}(\xi) = -(\mathbb{E}_{\mathbb{P}^*}[\nabla_{\theta\theta} h(\theta^*; \xi)])^{-1} \nabla_\theta h(\theta^*; \xi)$, where $\theta^* = \arg \min_{\theta \in \mathbb{R}^2} \mathbb{E}_{\mathbb{P}^*}[h(\theta; \xi)]$. The gradient $\nabla_\theta h(\theta; \xi) = -\xi \exp(-\xi^\top \theta) + 0.4\theta$. In this problem instance, $x^* = (0.02, 0.42)^\top$.

ETO: Consider $x^*(\theta)$ as the decision rule in Definition 1(a)(1) with the misspecified distribution class $\mathcal{P}_\Theta = \{N(\theta, 4I_{2 \times 2}) : \theta \in \mathbb{R}^2\}$ and the T given by the MLE. Thus, the estimated $\hat{\theta} = \sum_{i=1}^n \xi_i/n$, and $IF_{\theta^*}(\xi) = \xi - \theta^*$, where $\theta^* = \mu^*$. The gradient $\nabla_\theta h(x^*(\theta); \xi) = \nabla_x h(x; \xi) \nabla_\theta x^*(\theta)$, where the i -th component of $\nabla_\theta x^*(\theta)$ is obtained from the first-order optimality condition in ETO, i.e., $\nabla_x(\mathbb{E}_{\mathbb{P}_\theta}[h(x; \xi)]) = \mathbf{0}$ through the chain rule applied to the implicit function. In this problem instance, $x^*(\theta^*) = (0.2, 0.42)^\top$.

The vector fields of $-\nabla_\theta h(x^*(\theta^*); \xi)$ and $IF_{\theta^*}(\xi)$ over the space $\xi \in \Xi$ for the two methods are plotted in Figure 2. Recall that the bias \tilde{A}_c is the expected value of the inner product of $-\nabla_\theta h(x^*(\theta^*); \xi)$ and $IF_{\theta^*}(\xi)$ under \mathbb{P}^* if we ignore the scaling n . The two vector flows in ETO are more orthogonal while the two flows in SAA are close to each other. This is because the two vectors in the SAA are more correlated since they both contain the term $\nabla_\theta h(x^*(\theta); \xi)$, leading to a larger bias. Therefore, although the empirical average \hat{A}_o of SAA is smaller than that of ETO, ETO has a smaller bias. OIC addresses the excessive preference for SAA in the empirical average in Section 1 by penalizing SAA with a larger bias.

6. Further Generalizations of OIC

In this section, we present several generalizations of the OIC framework: extension of the framework for general risk functions u (Section 6.1), an alternative evaluation criterion and modified OIC methodology that can help evaluate the effects of model misspecifications (Section 6.2), and extension to contextual optimization (Section 6.3).

6.1. General Risk Functions

Sections 3–5 have focused on the evaluation of the expected objective performance (2). Since the realized objective value of a data-driven decision is a random variable, it is helpful to understand it using a metric that emphasizes the “risk” of the random variable. We have moved some regularity conditions to ensure $\mathbb{E}[(\frac{1}{n} \sum_{i=1}^n h(x^*(\theta); \xi_i) - \mathbb{E}_{\mathbb{P}^*}[h(x^*(\theta); \xi)])^2]$ is well-defined to Appendix EC.4.1.

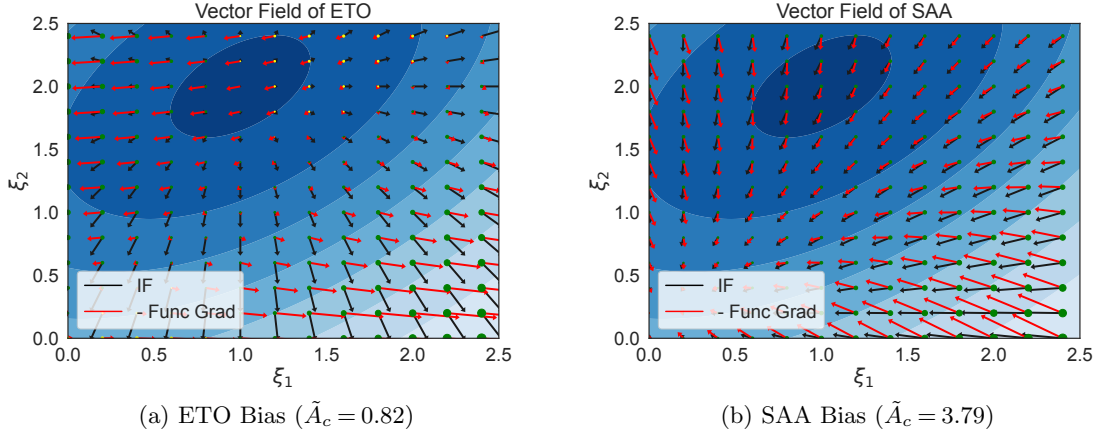


Figure 2 Vector field plot interaction of the negative function gradient $-\nabla_{\theta}h(x^*(\theta^*); \xi)$ and influence function $IF_{\theta^*}(\xi)$ under $\xi = (\xi_1, \xi_2)^\top$, where the blue background is the density of $\xi \sim \mathbb{P}^*$. The green (resp. yellow) points represent the points where the inner product of $-\nabla_{\theta}h(x^*(\theta^*); \xi)$ (red) and $IF_{\theta^*}(\xi)$ (black) is positive (resp. negative), and the size of these points represents the absolute value of that inner product.

THEOREM 4 (Risk-Incorporated Optimizer's Information Criterion (Risk-OIC)).

Suppose Assumptions 1, 2, 3 and 4 and Assumption EC.6 in Appendix EC.4.1 hold, and $u(x)$ has continuous second-order derivatives everywhere. Define the Risk-OIC

$$\hat{A}_u := u(\hat{A}_o) + u'(\hat{A}_o)\hat{A}_c - (1/(2n))u''(\hat{A}_o)\hat{\sigma}^2,$$

where $\hat{\sigma}^2 = (1/n) \sum_{i=1}^n (h(x^*(\hat{\theta}); \xi_i) - \hat{A}_o)^2$, and \hat{A}_c is the bias correction term in Definition 3. Then $\mathbb{E}[\hat{A}_u] = A_u + o(1/n) = \mathbb{E}[u(\hat{A}_o)] + u'(A)A_c - (1/2n)u''(A) \text{Var}[h(x^*(\theta^*); \xi)] + o(1/n)$.

Note that the bias in evaluating A_u using the empirical estimator $u(\hat{A}_o)$ is given by $A_u - \mathbb{E}[u(\hat{A}_o)] = u'(A)A_c - (1/2n)u''(A)\text{Var}[h(x^*(\theta^*); \xi)] + o(1/n)$. Since $A_c = O(1/n)$, the bias of the empirical estimator $u(\hat{A}_o)$ is of order $O(1/n)$ and reduces to $o(1/n)$ if and only if $2nu'(\hat{A})A_c = u''(\hat{A})\text{Var}[h(x^*(\theta^*); \xi)]$, which is seldom the case. Theorem 4 computes a $o(1/n)$ estimator by adding two terms to $u(\hat{A}_o)$. Note that the term \hat{A}_c introduced in Definition 3 still plays an important role in Risk-OIC. However, compared to Definition 3, the bias correction term in Risk-OIC has two modifications: first, \hat{A}_c is multiplied by the first-order derivative of the risk function, $u'(\hat{A}_o)$, and second, there is an additional term $-(1/2n)u''(\hat{A}_o)\hat{\sigma}^2$ consisting of both the second-order derivative of $u(\cdot)$ at \hat{A}_o and the variance of $h(x^*(\hat{\theta}); \xi)$. Theorem 4 is established by taking a second-order Taylor expansion of $u(\cdot)$ leading to these two terms.

We can also conduct bias correction for LOOCV in the risk-incorporated setting, which also requires the second-order derivative of $u(\cdot)$:

COROLLARY 9 (Risk-Incorporated LOOCV). *Suppose the same conditions in Theorem 4 hold. Then $\hat{A}_{u\text{-loocv}} := u(\hat{A}_{\text{loocv}}) - (1/(2n))u''(\hat{A}_{\text{loocv}})\hat{\sigma}_{\text{loocv}}^2$ satisfies $\mathbb{E}[\hat{A}_{u\text{-loocv}}] = A_u + o(1/n)$, where $\hat{\sigma}_{\text{loocv}}^2 = \frac{1}{n} \sum_{i=1}^n (h(x^*(\hat{\theta}^{(-i)}); \xi_i) - \hat{A}_{\text{loocv}})^2$.*

The strength of OIC compared to LOOCV in the risk-incorporated setting is the same as that in the basic setting where $u(x) = x$, i.e., OIC does not require solving additional optimization problems. We end this subsection with some examples of risk functions.

EXAMPLE 4 (OBJECTIVE PERFORMANCE EVALUATION FOR DIFFERENT $u(\cdot)$). Suppose $h(x; \xi) > 0, \forall x, \xi$. Then setting $u(x) = x^2$ results in a risk-averse evaluation of the realized objective (Mas-Colell et al. 1995). In this case, $\hat{A}_u = \hat{A}_o^2 + 2\hat{A}_o\hat{A}_c - 2\hat{\sigma}^2$; Setting $u(x) = \sqrt{x}$ results in a risk-seeking evaluation of the realized objective. In this case $\hat{A}_u = \sqrt{\hat{A}_o} + \frac{1}{2}\hat{A}_c \cdot (\hat{A}_o)^{-1/2} + \frac{1}{2}\hat{\sigma}^2 \cdot (\hat{A}_o)^{-3/2}$. Comparing the bias terms $2\hat{A}_o\hat{A}_c - 2\hat{\sigma}^2$ and $\frac{1}{2}\hat{A}_c \cdot (\hat{A}_o)^{-1/2} + \frac{1}{2}\hat{\sigma}^2 \cdot (\hat{A}_o)^{-3/2}$, we see that a smaller \hat{A}_o is preferred in the risk-averse setting and vice versa in the risk-seeking setting.

6.2. Parametric-OIC and Model Misspecification

Parametric-OIC helps evaluate distributional misspecification errors in downstream decision-making when applying Definition 1(a). We start with the case where the true distribution is well-specified, i.e., $\mathbb{P}^* \in \mathcal{P}_\Theta$, it is legitimate to use the parametric model itself in the evaluation.

ASSUMPTION 9 (Optimality Condition for Definition 1(a)). *Suppose $x^*(\theta)$ is the root of the equation $\nabla_x \mathbb{E}_{\mathbb{P}_\theta} [h(x; \xi)] = 0, \forall \theta$. Furthermore,*

- (i) *if $\hat{\theta}$ is obtained from Definition 1(a)(1), Assumptions 7 and EC.1 (in Appendix EC.3.1) hold;*
- (ii) *if $\hat{\theta}$ is obtained from Definition 1(a)(2), Assumptions 8 and EC.2 (in Appendix EC.3.2) hold.*

PROPOSITION 1 (Parametric Optimizer's Information Criterion (Parametric-OIC)).

Suppose Assumptions 1, 2, 3 and 9 hold, $\mathbb{P}^ = \mathbb{P}_{\theta^*} \in \mathcal{P}_\Theta$ and $\mathbb{E}[\hat{\theta}] = \theta^* + o(1/n)$. Define the Parametric-OIC*

$$\hat{A}_p := \mathbb{E}_{\mathbb{P}_{\hat{\theta}}} [h(x^*(\hat{\theta}); \xi)] + \frac{1}{2n} \text{Tr}[I_h(\hat{\theta})\Psi(\hat{\theta})], \quad (10)$$

where $I_h(\theta) = \nabla_{\theta\theta}^2 \mathbb{E}_{\mathbb{P}^} [h(x^*(\theta); \xi)]$ and $\Psi(\hat{\theta})$ is defined in Assumption 4. Then $\mathbb{E}[\hat{A}_p] = A + o(1/n)$.*

Parametric-OIC also consists of two terms: the plug-in estimate (similar to \hat{A}_o in Definition 3) and the bias correction term (similar to \hat{A}_c in Definition 3). The distinction is that we use $\mathbb{P}_{\hat{\theta}}$, instead of the empirical distribution $\hat{\mathbb{P}}_n$, in defining Parametric-OIC. The bias correction term in (3) is designed to alleviate the error introduced by plugging in $\mathbb{P}_{\hat{\theta}}$. As an application, we apply Parametric-OIC to the newsvendor problem:

EXAMPLE 5 (NEWSVENDOR PROBLEM). Recall the newsvendor problem in Section 5.1. Consider the ETO solution $x^*(\theta) = \ln(p/c)\theta$ with the parametrization $\mathcal{P}_\Theta = \{\text{Exp}(\theta) : \theta \geq 0\}$ (see Definition 1(a)(1)). We have $\Psi(\hat{\theta}) = \hat{\theta}$ and $I_h(\hat{\theta}) = \nabla_{\theta\theta}^2 \mathbb{E}[h(x^*(\theta); \xi)] = c[\ln(p/c)]^2$. This recovers the result in Corollary 5 of Siegel and Wagner (2021).

When $\mathbb{P}^* \notin \mathcal{P}_\Theta$, this Parametric-OIC can be used to measure the impact of distributional misspecification. To explain, \hat{A}_p in (10) is an estimate for $\mathbb{E}_{\mathcal{D}_n} \mathbb{E}_{\mathbb{P}_{\theta^*}} [h(x^*(\hat{\theta}); \xi)]$. Therefore, when $\mathbb{P}^* \notin \mathcal{P}_\Theta$, \hat{A}_p in (10) does not evaluate the true decision performance $\mathbb{E}_{\mathcal{D}_n} \mathbb{E}_{\mathbb{P}^*} [h(x^*(\hat{\theta}); \xi)]$. However, \hat{A} in (5) gives a bias-corrected estimate for the latter. The difference between \hat{A}_p and \hat{A} thus quantifies the effect of the parametric distribution misspecification error with respect to the downstream decision-making problem.

THEOREM 5 (Parametric Misspecification Error). *Suppose Assumptions 1, 2, 3 and 9 hold, and $\mathbb{E}[\hat{\theta}] = \theta^* + o(1/n)$. Then $\mathbb{E}[\hat{A} - \hat{A}_p] = \mathcal{E}(x^*(\theta); \mathcal{P}_\Theta) + o(1/n)$, where $\mathcal{E}(x^*(\theta); \mathcal{P}_\Theta) = \mathbb{E}_{\mathcal{D}_n} \mathbb{E}_{\mathbb{P}^*} [h(x^*(\hat{\theta}); \xi)] - \mathbb{E}_{\mathcal{D}_n} \mathbb{E}_{\mathbb{P}_{\theta^*}} [h(x^*(\hat{\theta}); \xi)]$ is the misspecification error.*

Note that in this subsection we have focused on the evaluation of (2), but results for general risk functions u can also be established using techniques described in Section 6.1.

6.3. Contextual Optimization

In this section, we extend our results in Sections 3 and 4 to contextual stochastic optimization problems, where the distribution of ξ depends on some covariates $z \in \mathbb{R}^{D_z}$ (Bertsimas and Kallus 2020, Elmachtoub and Grigas 2022). The ground-truth distribution $\mathbb{P}_{\xi|z}^*$ is unknown. Instead, we have data $\mathcal{D}_n = \{(z_i, \xi_i)\}_{i=1}^n$ from the joint distribution of $\mathbb{P}^* \times \mathbb{P}_{\xi|z}^*$, and observe the covariate $Z = z$ before a decision is made. In this setting, we parameterize the decision $x^*(\theta, z)$ as a function of the parameter $\theta \in \Theta$ and the associated covariate z , and estimate $\hat{\theta}$ through \mathcal{D}_n . We are interested in evaluating the performance $A_{con} := \mathbb{E}_{\mathcal{D}_n} \mathbb{E}_{\mathbb{P}_z^*} \mathbb{E}_{\mathbb{P}_{\xi|z}^*} [h(x^*(\hat{\theta}, z); \xi)]$ for decision $x^*(\hat{\theta}, z)$. With all model assumptions of h, x the same as those used for previous non-contextual optimization problems, each calibration procedure in Definition 1 can be generalized as:

DEFINITION 4 (GENERAL DATA-DRIVEN CONTEXTUAL OPTIMIZATION PROCEDURES).

- (a) We parameterize the uncertainty ξ within a family of conditional probability distributions $\mathbb{P}_{\Theta|z} := \{\mathbb{P}_{\theta|z} | \theta \in \Theta\}$ and $x^*(\theta, z) \in \arg \min_x \mathbb{E}_{\mathbb{P}_{\theta|z}} [h(x; \xi)]$.
 - (1) *ETO*: $\hat{\theta}$ is estimated using a statistical approach that uses data \mathcal{D}_n but not h such as maximum likelihood, i.e., $\hat{\theta} \in \arg \max_{\theta} \frac{1}{n} \sum_{i=1}^n \ln p_{\theta}(z_i, \xi_i)$;
 - (2) *IEO*: $\hat{\theta} \in \arg \min_{\theta} \frac{1}{n} \sum_{i=1}^n h(x^*(\theta, z_i); \xi_i)$.
- (b) $x^*(\theta, z)$ is any parameterized family of decision functions. Denote $\hat{\mathbb{P}} := \frac{1}{n} \sum_{i=1}^n \delta_{(z_i, \xi_i)}$.
 - (1) *E2E*: $\hat{\theta} \in \arg \min_{\theta} \mathbb{E}_{(z, \xi) \sim \hat{\mathbb{P}}} [h(x^*(\theta, z); \xi)]$;
 - (2) *R-E2E*: $\hat{\theta} \in \arg \min_{\theta} \{\mathbb{E}_{(z, \xi) \sim \hat{\mathbb{P}}} [h(x^*(\theta, z); \xi) + \lambda R(x^*(\theta, z))]\}$ for some regularizer $R(\cdot)$;
 - (3) *DR-E2E*: $\hat{\theta} \in \arg \min_{\theta} \max_{d(\mathbb{P}, \hat{\mathbb{P}}) \leq \epsilon} \mathbb{E}_{(z, \xi) \sim \mathbb{P}} [h(x^*(\theta, z); \xi)]$ for some metric d .

We illustrate the above definitions with a portfolio optimization example:

EXAMPLE 6 (CONTEXTUAL PORTFOLIO OPTIMIZATION). Continuing from Example 2. Let $\mathbb{P}_{\theta|z} = N(\theta z, I_{d_x \times d_x})$ in Definition 4(a) or $x^*(\theta, z) = \theta z$ in Definition 4(b) when $\theta \in \mathbb{R}^{d_x \times d_z}$, where z denotes some observable market factors. In Definition 4(b), we can also set $x^*(\theta, z)$ as a neural network where θ is the collection of parameters of the neural network.

The following result shows the use of our generalization of OIC, which we call Context-OIC, to evaluate the decision performance A_{con} in the contextual setting.

PROPOSITION 2 (**Contextual Optimizer's Information Criterion (Context-OIC)**).

Suppose the same conditions as in Theorem 1 hold, but replacing $IF_{\theta^*}(\xi), \widehat{IF}_{\hat{\theta}}(\xi)$ with $IF_{\theta^*}(z, \xi), \widehat{IF}_{\hat{\theta}}(z, \xi)$ and $x^*(\theta), h(x^*(\theta); \xi)$ with $x^*(\theta, z), h(x^*(\theta, z); \xi)$. Define the Context-OIC

$$\hat{A}_{con} := \frac{1}{n} \sum_{i=1}^n h(x^*(\hat{\theta}, z_i); \xi_i) - \underbrace{\frac{1}{n^2} \sum_{i=1}^n \nabla_{\theta} h(x^*(\hat{\theta}, z_i); \xi_i)^{\top} \widehat{IF}_{\hat{\theta}}(z_i, \xi_i)}_{\hat{A}_{con-c}}. \quad (11)$$

Then $\mathbb{E}[\hat{A}_{con}] = A_{con} + o(1/n)$ and $\mathbb{E}[\hat{A}_{con-c}] = -\mathbb{E}_{z, \xi}[\nabla_{\theta} h(x^*(\theta^*, z); \xi)^{\top} IF_{\theta^*}(z, \xi)]/n + o(1/n)$.

Like \hat{A}_c , the bias estimate \hat{A}_{con-c} clearly shows the source of the bias, and provides suggestions for improved design. For example, in ETO, if we enlarge the parametric distribution space such that the associated direction of the influence function $IF_{\theta^*}(z, \xi)$ is nearly orthogonal to the downstream optimization gradient $\nabla_{\theta} h(x^*(\theta, z); \xi)$, then we would incur a small bias. This gives us insight into how to design improved ETO methods for contextual optimization.

For each procedure in Definition 4, an explicit bias formula can be derived in a manner similar to the results in Section 4 by replacing $x^*(\theta)$ there with $x^*(\theta, z)$. For example, we can obtain the bias characterization in Definition 4(b)(1) as follows:

EXAMPLE 7 (CONTEXT-OIC FOR IEO / E2E). Suppose the conditions in Corollary 5 hold for $x^*(\theta, z)$, i.e., Assumptions 1, 2, 3, 8 and Assumption EC.2 hold. Suppose $h(x^*(\theta); \xi), x^*(\theta)$ are replaced with $h(x^*(\theta, z); \xi), x^*(\theta, z)$. Then $\hat{A}_{con-c} = \text{Tr}[\hat{I}_{h,z}(\hat{\theta})^{-1} \hat{J}_{h,z}(\hat{\theta})]/n$, where $\hat{I}_{h,z}(\hat{\theta}) = \frac{1}{n} \sum_{i=1}^n \nabla_{\theta\theta}^2 h(x^*(\hat{\theta}, z_i); \xi_i)$, $\hat{J}_{h,z}(\hat{\theta}) = \frac{1}{n} \sum_{i=1}^n \nabla_{\theta} h(x^*(\hat{\theta}, z_i); \xi_i) \nabla_{\theta} h(x^*(\hat{\theta}, z_i); \xi_i)^{\top}$.

Furthermore, we can extend the model misspecification error analysis from Section 6.2 for the decision rules in Definition 4(a). Similar to Proposition 1, if we use the calibration procedure in Definition 4(a), we can obtain a different performance estimator where the cost function is evaluated under the parameterized distribution $\mathbb{P}_{\hat{\theta}|z}$. Together with the Context-OIC above, we can evaluate the distribution misspecification error for downstream contextual optimization as follows:

PROPOSITION 3 (**Contextual Misspecification Error**). Suppose Assumptions 1, 2, 3, 9 hold with $h(x^*(\theta); \xi), x^*(\theta)$ replaced with $h(x^*(\theta, z); \xi), x^*(\theta, z)$, and $\mathbb{E}[\hat{\theta}] = \theta^* + o(1/n)$. Define

$$\hat{B}_{con} := \hat{A}_{con} - \frac{1}{n} \sum_{i=1}^n \hat{A}_{z_i},$$

where $\hat{A}_z := \mathbb{E}_{\mathbb{P}_{\hat{\theta}|z}}[h(x^*(\hat{\theta}, z); \xi)] + \frac{1}{2n} \text{Tr}[\hat{I}_{h,z}(\hat{\theta})\hat{\Psi}(\hat{\theta})]$ with $\hat{I}_{h,z}(\theta) = \frac{1}{n} \sum_{i=1}^n \nabla_{\theta\theta}^2 h(x^*(\theta, z); \xi_i)$ and $\hat{\Psi}(\theta) = \frac{1}{n} \sum_{i=1}^n \widehat{IF}_{\theta}(z_i, \xi_i)\widehat{IF}_{\theta}(z_i, \xi_i)^\top$. Then

$$\mathbb{E}[\hat{B}_{con}] = \mathcal{E}(x^*(\theta, z); \mathcal{P}_{\Theta|z}) + o\left(\frac{1}{n}\right),$$

where $\mathcal{E}(x^*(\theta, z); \mathcal{P}_{\Theta|z}) := \mathbb{E}_{\mathcal{D}_n} \mathbb{E}_z \mathbb{E}_{\mathbb{P}_{\xi|z}^*}[h(x^*(\hat{\theta}, z); \xi)] - \mathbb{E}_{\mathcal{D}_n} \mathbb{E}_z \mathbb{E}_{\xi \sim \mathbb{P}_{\theta^*|z}}[h(x^*(\hat{\theta}, z); \xi)]$ denotes the misspecification error for the decision rules in Definition 4(a).

To establish this result, we first notice that for each z , \hat{A}_z satisfies $\mathbb{E}[\hat{A}_z] = \mathbb{E}_{\mathcal{D}_n} \mathbb{E}_{\xi \sim \mathbb{P}_{\theta^*|z}}[h(x^*(\theta, z); \xi)] + o(1/n)$ using the same arguments as those used to establish Proposition 1. Then we apply the same proof as Theorem 5.

7. Discussion

7.1. Further Comparison with Existing ALO Approaches

Given our results in Section 3-6, we are now in a position to further discuss related methods and follow-up investigations. We first highlight the differences between existing ALO approaches (Beirami et al. 2017, Giordano et al. 2019) and our OIC, in terms of generality, computation demand and interpretability.

Generality of problem settings and conditions. First, the ALO literature does not discuss general risk functions u for performance evaluation. Estimating such a general risk-incorporated performance is natural since $\mathbb{E}_{\mathbb{P}^*}[h(x^*(\hat{\theta}); \xi)]$ is a random variable, but is nontrivial since the variance of the sample objective over \mathcal{D}_n becomes a significant component. In particular, plugging in ALO or LOOCV there directly, i.e., $u((1/n) \sum_{i=1}^n h(x^*(\hat{\theta}_{-i}); \xi_i))$, ignores this important variation that has been shown to be $\Theta(1/n)$ in Corollary 9. Second, even for the expected performance, i.e., $u(x) = x$, the ALO literature focuses on very specific unconstrained problems where standard M -estimators (i.e., Chapter 5 in Van der Vaart (2000)) apply. One of the main contributions of this paper is to provide a general framework that can be applied to a variety of data-driven stochastic optimization formulations. In the constrained case (including the DR-E2E in Section 4.3 and constrained problems in Section 4.4), the influence function term $\widehat{IF}_{\hat{\theta}}$ we estimate does not come from the standard M -estimator, and we do not see any existing developments (including assumptions and results) of ALO addressing this important case.

Computational efficiency in ETO and IEO settings. Although ALO only needs to compute $\hat{\theta}$ once to approximate all leave-one-out $\hat{\theta}$'s, it still needs to evaluate $x^*(\cdot)$ for each of the approximated leave-one-out parameter $\tilde{\theta}_{-i}$, $i \in [n]$. In ETO (see Section 4.1) and IEO (see Section 4.2), computing one $x^*(\cdot)$ involves solving an optimization problem. Consequently, ALO approaches are likely to be computationally inefficient, especially in a two-stage problem like ETO. In contrast, our OIC avoids the need to repeatedly solve optimization problems by using the closed form expressions

in Corollary 4 and Corollary 5. Consider the portfolio optimization problem in Example 2 with the returns distributed according to a Normal distribution case. In this setting, it is very efficient to estimate the empirical mean and variance. However, we need to solve a portfolio optimization problem when we evaluate $x^*(\cdot)$ for each $\tilde{\theta}_{-i}$ in the second stage. This means that the computational costs of the current ALO approaches are no better than LOOCV. In contrast, OIC only solves the second-stage problem once.

Explicit expression for bias correction. OIC expresses the bias explicitly and directly estimates it. And, as we have illustrated in Section 5, the explicit expression allows for an understanding of the sources of the bias. Furthermore, we show closed-form expressions for nonsmooth objectives (see Theorem 3 and the newsvendor problem in Section 5). Although ALO has been extended to handle non-smooth objectives, we are not aware of any existing ALO results that allow for interpreting the sources of bias in a similar manner.

7.2. Computation Overhead of OIC

The main computation overhead of OIC is computing the empirical influence function $\widehat{IF}_{\hat{\theta}}$. For most problems from Section 3, this requires computing the gradient, and the inverse of the empirical Hessian of the cost function. For ETO, we may also need to compute $\nabla_{\theta}x^*(\hat{\theta})$ via inverse functions. Thus, OIC is most suitable for problems where computing the gradient and inverse Hessian is more efficient than solving additional optimization problems. For computing the inverses one can use fast matrix multiplication methods in Koh and Liang (2017) and Stephenson and Broderick (2020) to accelerate computation.

7.3. Relations to Debiasing Approaches for Linear Problems

When the objective is linear in the decision variable, Ito et al. (2018), Gupta and Rusmevichientong (2021), Gupta et al. (2022, 2024) remove the evaluation bias through Stein’s lemma or sensitivity analysis. Their bias removal approaches are based on special structures in the linear optimization, where the estimated uncertainty from data \mathcal{D}_n and decisions are decoupled. As such, these techniques do not apply to our setting of nonlinear objectives. Moreover, some of these proposed methods require solving additional optimization problems, as opposed to our explicit characterization of the bias and direct estimation.

7.4. Incorporating OIC into Training Criterion

Since OIC provides an explicit form for the bias, one can potentially use OIC as the training objective instead of post-training model evaluation, i.e., given a specific decision mapping $x^*(\theta)$, we solve the following optimization problem

$$\min_{\theta} \left\{ \frac{1}{n} \sum_{i=1}^n h(x^*(\theta); \xi_i) - \frac{1}{n^2} \sum_{i=1}^n \nabla_{\theta} h(x^*(\theta); \xi_i) \widehat{IF}_{\theta}(\xi_i) \right\},$$

where the first-order bias estimator \hat{A}_c acts as a regularization term. This approach is similar to DRO with gradient regularization (Gao and Kleywegt 2022, Shafieezadeh-Abadeh et al. 2019) and variance regularization (Duchi and Namkoong 2019) that has been shown to be favorable for certain problem classes (e.g., low-variance problems). Similarly, OIC-regularization could potentially be favorable for some problems.

7.5. High-dimensional Problems

We have assumed that $\hat{\theta}$ in Definition 1 can be computed exactly. This assumption is reasonable for decision-making models with a moderate size. For high-dimensional problems such as those involving overparameterized neural networks, approximating the influence functions and utilizing it can be challenging since the associated first-order optimality condition may not hold in practice. While we may not be able to handle large neural networks at the moment, active advancements in the estimation of their influence functions would potentially allow us to apply OIC to these problems in the future.

8. Numerical Study

In this section, we report the results of our numerical experiments exploring the performance of OIC and the associated bias correction term \hat{A}_c . We benchmark OIC against the simple empirical method (EM) that plugs in the data-driven decision into the empirical objective, and other evaluation methods including cross-validation, ALO and bootstrap approaches (discussed in Appendix EC.1.2). We use several different decision rules to test all representative scenarios. In each table that follows, boldfaced values highlight the evaluation method with the lowest bias, i.e., closest to the “oracle” A in (2), or computation time. The computation time of each instance is given by the time taken to compute the solution $x^*(\hat{\theta})$, and the time required to compute the bias correction \hat{A} ; thus, it includes tasks such as computing bias in OIC and solving K additional optimization problems in K -Fold CV. Detailed setups and full experimental results can be found in Appendix EC.5.

8.1. Portfolio Allocation

We consider the mean-variance portfolio optimization problem (e.g., Blanchet et al. (2022)) with a cost function $h(x; \xi) = x^\top (\xi - \mathbb{E}\xi)(\xi - \mathbb{E}\xi)^\top x - \xi^\top x + 2x^\top x$, where the last term penalizes large portfolio weights. The asset returns $\xi = (\xi_A, \xi_B)^\top$ where ξ_A and ξ_B are independent with $\xi_A \sim N(\mu_A, \Sigma_A)$, $\xi_B \sim N(\mu_B, \Sigma_B)$, $D_{\xi_A} = D_{\xi_B} = \frac{1}{2}D_\xi$ denoting two classes of assets.

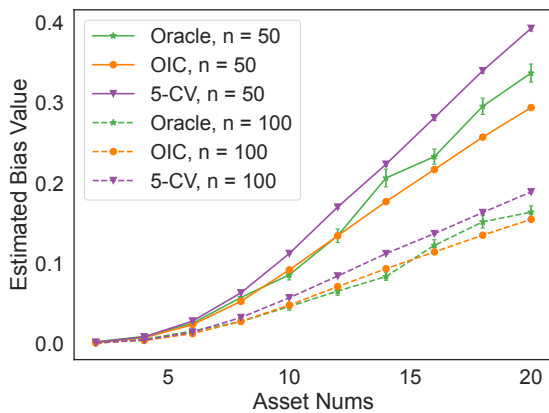
We consider the following decision rules: (i) E2E with different mappings $x^*(\theta)$: equally weighted across all assets (SAA-U) (Equal weights in Example 2(b)); equally weighted for assets in one class (SAA-B); SAA (Unconstrained weights in Example 2(b)); (ii) ETO with \mathcal{P}_Θ set to be Gaussian

Table 2 Estimated bias of each method with $n = 50, D_\xi = 10, \rho = 3$, where the value in each bracket denotes the average running seconds per instance.

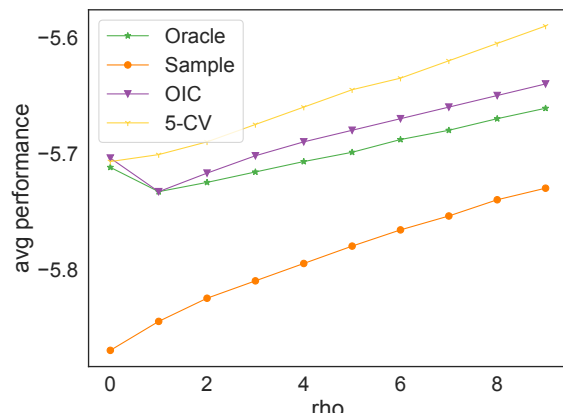
	Oracle	OIC	5-CV	10-CV	ALO-IJ
SAA	0.091	0.096 ± 0.026 (1.64e-3)	0.116 ± 0.031 (2.07e-3)	0.109 ± 0.022 (3.84e-3)	0.080 ± 0.020 (4.10e-3)
SAA-U	0.036	0.050 ± 0.015 (1.01e-3)	0.060 ± 0.021 (1.89e-3)	0.055 ± 0.013 (3.67e-3)	0.053 ± 0.019 (4.09e-3)
SAA-B	0.070	0.078 ± 0.022 (4.42e-3)	0.092 ± 0.028 (1.68e-1)	0.067 ± 0.015 (3.36e-1)	0.074 ± 0.017 (8.09e-3)
ETO	0.030	0.035 ± 0.022 (5.50e-1)	0.058 ± 0.025 (2.69e-1)	0.036 ± 0.012 (4.18e-1)	0.035 ± 0.018 (3.23e-0)
χ^2 -DRO	0.089	0.083 ± 0.022 (1.64e-3)	0.114 ± 0.030 (2.94e-0)	0.085 ± 0.022 (6.59e-0)	0.066 ± 0.017 (4.29e-3)

models with independent margins (Example 2(a)); (iii) χ^2 -divergence-based DR E2E with different ambiguity levels $\epsilon = \rho/n$.

Table 2 reports the estimated bias and computational time of each decision rule across evaluation methods including OIC, 5-CV, 10-CV and ALO-IJ. We see that OIC is accurate in estimating the oracle. OIC is also computationally efficient and usually runs faster than other evaluation methods across each decision rule. Note that although the Gaussian parametric models are misspecified with $2D_\xi$ parameters to estimate, the total bias is still small, illustrating the benefits of incorporating parametric models in devising decisions (Iyengar et al. 2023, Elmachtoub et al. 2023). We defer the estimation of the risk-incorporated criterion that is discussed in Section 6.1 to Appendix EC.5.1.3, where Risk-OIC also gives an accurate corresponding estimate.



(a) Estimated Bias of SAA varying D_ξ and n



(b) Estimated Costs of χ^2 -DRO with $(n, D_\xi) = (100, 20)$.

Figure 3 Biases and performance evaluations of specific decision rules given by SAA and χ^2 -DRO.

Next, Figure 3 shows the performances of OIC in evaluating SAA and DRO. From Figure 3(a), it is clear that the bias of SAA grows with D_ξ nonlinearly. Our OIC can approximate the true bias well across each problem specification. In Figure 3(b) we plot the estimated costs as a function of ρ for χ^2 -DRO. We see that OIC corrects the optimistic bias of EM, attaining almost the same

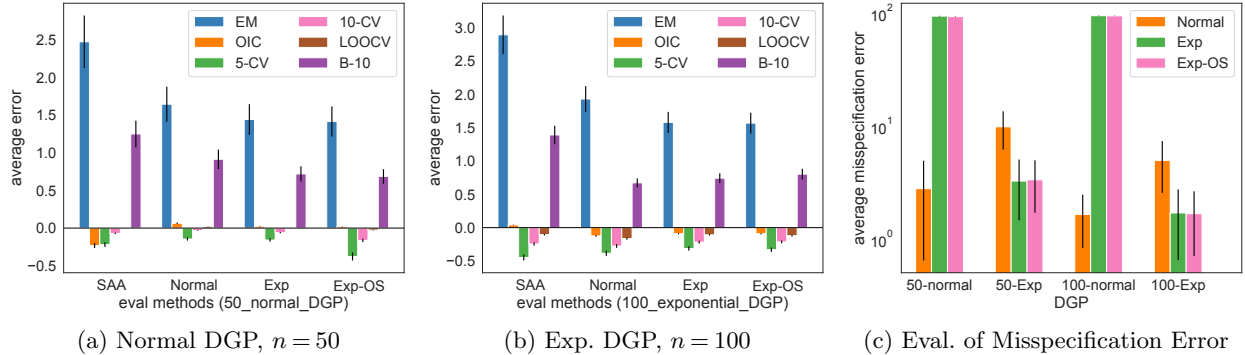


Figure 4 In (a) (b), we report the mean and standard error of the difference between the true and estimated performances under different evaluation methods, where we run over 100 independent runs for 100 rounds, for two different data generating processes (DGPs). In (c), we report the estimated model misspecification error of approaches in Definition 3(a).

performance as the oracle. Furthermore, OIC correctly identifies the best hyperparameter ρ such that DRO performs the best while 5-CV cannot.

8.2. Newsvendor Problem

We consider the objective $h(x; \xi) = 2x - 5 \min\{\xi, x\}$ and $\xi \stackrel{d}{=} \xi_S + \xi_N$, where ξ_S and ξ_N are independent, $\xi_S \sim N(100, 40)$ or $Exp(100)$ and $\xi_N \sim U(-5, 5)$. We consider the four decision rules in Section 5.1. and benchmark the performance of OIC against existing evaluation methods in Figure 4 (a)-(b), and quantify misspecification error (discussed in Section 6.2) in Figure 4(c). Here, we do not report the results of ALO approaches since it is already computationally efficient to run LOOCV.

From Figure 4(a)-(b), we see that OIC achieves a smaller evaluation error compared to 5-CV and 10-CV for most decision rules. Furthermore, OIC performance is similar to LOOCV when the sample size is large, supporting the asymptotic equivalence result of the two methods in Corollary 2. We also show that OIC can find better decisions with a smaller A compared with EM in Appendix EC.5.2.3. By comparing the results for OIC and Parametric-OIC in Figure 4(c), we can quantify the model misspecification errors of different parametric models introduced in Section 6.2. Despite the fact that the two data-generating processes are not fully parametric, we find that the misspecification error of using the normal model is significantly smaller than using the exponential model when $\xi_S \sim N(100, 40)$, and not significantly higher than using the two exponential models when $\xi_S \sim Exp(100)$. This demonstrates a relatively robust performance of using normal models in the face of misspecification error for the considered newsvendor problem.

8.3. Real-World Regression

We consider the UCI wine dataset, which consists of 6498 red and white wines (Cortez et al. 2009, Duchi et al. 2023) where features $\xi^u \in \mathbb{R}^{12}$ correspond to chemical properties, and the label $\xi^v \in \mathbb{R}$ is a subjective quality assessment. For each decision rule, we are interested in evaluating the squared prediction error above some threshold β . Therefore, the cost function $h(x^*(\theta); (\xi^u, \xi^v)) = ((\xi^v - \theta(\xi^u))^2 - \beta)^+$, where $\theta(\cdot)$ denotes a mapping from the feature to the predicted label. We consider the following decision rules: (i) Linear regression (Linear) and linear ridge regression with the ridge parameter $\alpha = 1$ (Linear-R1); (ii) Regression with a second-degree polynomial of the features (Quad), and corresponding ridge regression with the ridge parameter $\alpha = 1, 5$ (Quad-R1 and Quad-R5); (iii) Neural networks trained with 2 hidden layers (NN).

We report the number of parameters and cost function values for all the decision rules in Table 3. For the linear model, the performance of OIC is similar to or slightly better than 5-CV, and matches the oracle result. For larger models, OIC underestimates the bias because a higher order expansions of h are needed to accurately predict the bias, whereas 5-CV overestimates the bias (also observed by Beirami et al. (2017)). Table 3 also shows that the biases of the quadratic and neural network decision rules are very large comparing the difference between the oracle and EM. Furthermore, the bias correction term in OIC is more stable, i.e., has a smaller standard error, when compared with 5-CV. Also, OIC runs with less time in the whole evaluation process compared with ALO and 5-CV for most problem configurations. Specifically, for the neural network model, the average computation time for OIC is 3 minutes and 5-CV is 14 minutes when 30% samples are used in training. To summarize, OIC is closer to the true decision performance compared to ALO and 5-CV in most scenarios, especially when the number of parameters is not too large. We expect that OIC will gain further advantages with the advancements of more efficient computation in approximating the influence function.

Table 3 Estimated cost function values for each method averaged over random seeds, where the second row for each method represents the average running seconds per instance of evaluation.

Training fraction	0.1 ($n = 650$)				0.3 ($n = 1950$)					
Decision Rule. Parameter Num.	Linear 13	Linear-R1 13	Quad 92	Quad-R1 92	Linear 13	Linear-R1 13	Quad 92	Quad-R1 92	Quad-R5 92	NN 185
EM	34.5±0.2	34.2±0.2	24.2±0.2	24.4±0.2	35.3±0.1	35.1±0.1	28.2±0.1	28.2±0.1	28.4±0.1	27.2±0.4
5-CV	37.3±0.3	37.2±0.2	83.8±13.7	59.9±3.5	36.2±0.1	36.0±0.1	40.7±0.9	41.2±1.4	41.6±1.2	39.7±2.1
OIC	36.6±0.2	36.2±0.2	41.0±0.3	40.4±0.3	36.1±0.1	35.9±0.1	35.5±0.1	35.4±0.1	35.4±0.1	34.7±1.2
ALO-IJ	0.006	0.002	0.084	0.008	0.015	0.011	0.019	0.018	0.018	≈ 830
	0.004	0.004	0.011	0.007	0.011	0.012	0.019	0.016	0.016	≈ 180
	36.7±0.3	36.0 ±0.4	55.7±8.6	53.6±2.5	35.7±0.2	36.5±0.2	41.3±1.7	37.1±0.5	40.2±1.0	34.6±1.8
	0.025	0.026	0.034	0.031	0.078	0.077	0.088	0.086	0.084	≈ 190
Oracle	36.8±0.0	36.7±0.0	62.0±1.8	58.8±1.5	35.9±0.1	36.0±0.1	38.1±0.6	39.2±0.6	39.1±0.5	37.1±0.5

References

- Akaike H (1974) A new look at the statistical model identification. *IEEE transactions on automatic control* 19(6):716–723.
- Anderson D, Burnham K (2004) Model selection and multi-model inference. *Second. NY: Springer-Verlag* 63(2020):10.
- Ban GY, El Karoui N, Lim AE (2018) Machine learning and portfolio optimization. *Management Science* 64(3):1136–1154.
- Bayraksan G, Morton DP (2006) Assessing solution quality in stochastic programs. *Mathematical Programming* 108:495–514.
- Beirami A, Razaviyayn M, Shahrampour S, Tarokh V (2017) On Optimal Generalizability in Parametric Learning. *Advances in Neural Information Processing Systems*, volume 30 (Curran Associates, Inc.).
- Ben-Tal A, Den Hertog D, De Waegenaere A, Melenberg B, Rennen G (2013) Robust solutions of optimization problems affected by uncertain probabilities. *Management Science* 59(2):341–357.
- Bertsimas D, Kallus N (2020) From predictive to prescriptive analytics. *Management Science* 66(3):1025–1044.
- Bertsimas D, Van Parys B (2021) Bootstrap robust prescriptive analytics. *Mathematical Programming* 1–40.
- Bickel PJ, Klaassen CA, Bickel PJ, Ritov Y, Klaassen J, Wellner JA, Ritov Y (1993) *Efficient and adaptive estimation for semiparametric models*, volume 4 (Springer).
- Blanchet J, Chen L, Zhou XY (2022) Distributionally robust mean-variance portfolio selection with wasserstein distances. *Management Science* 68(9):6382–6410.
- Blanchet J, Kang Y, Murthy K (2019) Robust wasserstein profile inference and applications to machine learning. *Journal of Applied Probability* 56(3):830–857.
- Blanchet J, Murthy K (2019) Quantifying distributional model risk via optimal transport. *Mathematics of Operations Research* 44(2):565–600.
- Chen X, Owen Z, Pixton C, Simchi-Levi D (2022) A statistical learning approach to personalization in revenue management. *Management Science* 68(3):1923–1937.
- Cook RD, Weisberg S (1982) *Residuals and influence in regression* (New York: Chapman and Hall).
- Cortez P, Cerdeira A, Almeida F, Matos T, Reis J (2009) Modeling wine preferences by data mining from physicochemical properties. *Decision support systems* 47(4):547–553.
- Donti P, Amos B, Kolter JZ (2017) Task-based end-to-end model learning in stochastic optimization. *Advances in neural information processing systems* 30.
- Duchi J, Hashimoto T, Namkoong H (2023) Distributionally robust losses for latent covariate mixtures. *Operations Research* 71(2):649–664.

- Duchi J, Namkoong H (2019) Variance-based regularization with convex objectives. *The Journal of Machine Learning Research* 20(1):2450–2504.
- Duchi JC, Ruan F (2021) Asymptotic optimality in stochastic optimization. *The Annals of Statistics* 49(1), URL <http://dx.doi.org/10.1214/19-AOS1831>.
- Efron B (1986) How biased is the apparent error rate of a prediction rule? *Journal of the American statistical Association* 81(394):461–470.
- El Balghiti O, Elmachtoub AN, Grigas P, Tewari A (2019) Generalization bounds in the predict-then-optimize framework. *Advances in neural information processing systems* 32.
- Elmachtoub AN, Grigas P (2022) Smart “predict, then optimize”. *Management Science* 68(1):9–26.
- Elmachtoub AN, Lam H, Zhang H, Zhao Y (2023) Estimate-Then-Optimize Versus Integrated-Estimation-Optimization: A Stochastic Dominance Perspective.
- Fushiki T (2011) Estimation of prediction error by using k-fold cross-validation. *Statistics and Computing* 21:137–146.
- Gao R, Chen X, Kleywegt AJ (2024) Wasserstein distributionally robust optimization and variation regularization. *Operations Research* 72(3):1177–1191.
- Gao R, Kleywegt A (2022) Distributionally robust stochastic optimization with wasserstein distance. *Mathematics of Operations Research* .
- Giordano R, Stephenson W, Liu R, Jordan M, Broderick T (2019) A swiss army infinitesimal jackknife. *The 22nd International Conference on Artificial Intelligence and Statistics*, 1139–1147 (PMLR).
- Gotoh Jy, Kim MJ, Lim AE (2021) Calibration of distributionally robust empirical optimization models. *Operations Research* 69(5):1630–1650.
- Gupta V, Huang M, Rusmevichientong P (2022) Debiasing in-sample policy performance for small-data, large-scale optimization. *Operations Research* .
- Gupta V, Huang M, Rusmevichientong P (2024) Decision-aware denoising. *Available at SSRN 4714305* .
- Gupta V, Rusmevichientong P (2021) Small-Data, Large-Scale Linear Optimization with Uncertain Objectives. *Management Science* 67(1):220–241, URL <http://dx.doi.org/10.1287/mnsc.2019.3554>.
- Hall P (1994) Methodology and theory for the bootstrap. *Handbook of econometrics* 4:2341–2381.
- Hampel FR (1974) The Influence Curve and its Role in Robust Estimation. *Journal of the American Statistical Association* 69(346):383–393, URL <http://dx.doi.org/10.1080/01621459.1974.10482962>.
- Hastie T, Tibshirani R, Friedman JH, Friedman JH (2009) *The elements of statistical learning: data mining, inference, and prediction*, volume 2 (Springer).
- Hu Y, Kallus N, Mao X (2022) Fast rates for contextual linear optimization. *Management Science* 68(6):4236–4245.

- Ito S, Yabe A, Fujimaki R (2018) Unbiased Objective Estimation in Predictive Optimization. *Proceedings of the 35th International Conference on Machine Learning*, 2176–2185 (PMLR).
- Iyengar G, Lam H, Wang T (2023) Hedging against complexity: Distributionally robust optimization with parametric approximation. *International Conference on Artificial Intelligence and Statistics*, 9976–10011 (PMLR).
- Kallus N, Mao X (2023) Stochastic optimization forests. *Management Science* 69(4):1975–1994.
- Koh PW, Liang P (2017) Understanding Black-box Predictions via Influence Functions. *Proceedings of the 34th International Conference on Machine Learning*, 1885–1894 (PMLR).
- Kuhn D, Esfahani PM, Nguyen VA, Shafieezadeh-Abadeh S (2019) Wasserstein distributionally robust optimization: Theory and applications in machine learning. *Operations Research & Management Science in the Age of Analytics*, 130–166 (INFORMS).
- Lam H (2019) Recovering best statistical guarantees via the empirical divergence-based distributionally robust optimization. *Operations Research* 67(4):1090–1105.
- Lam H (2021) On the impossibility of statistically improving empirical optimization: A second-order stochastic dominance perspective. *arXiv preprint arXiv:2105.13419* .
- Liyanage LH, Shanthikumar JG (2005) A practical inventory control policy using operational statistics. *Operations Research Letters* 33(4):341–348, URL <http://dx.doi.org/10.1016/j.orl.2004.08.003>.
- Mas-Colell A, Whinston MD, Green JR, et al. (1995) *Microeconomic theory*, volume 1 (Oxford university press New York).
- Maurer A, Pontil M (2009) Empirical bernstein bounds and sample variance penalization. *arXiv preprint arXiv:0907.3740* .
- Murata N, Yoshizawa S, Amari S (1994) Network information criterion-determining the number of hidden units for an artificial neural network model. *IEEE Transactions on Neural Networks* 5(6):865–872, URL <http://dx.doi.org/10.1109/72.329683>.
- Novak R, Bahri Y, Abolafia DA, Pennington J, Sohl-Dickstein J (2018) Sensitivity and Generalization in Neural Networks: An Empirical Study. *International Conference on Learning Representations*.
- Pruthi G, Liu F, Kale S, Sundararajan M (2020) Estimating training data influence by tracing gradient descent. *Advances in Neural Information Processing Systems* 33:19920–19930.
- Qi M, Grigas P, Shen ZJM (2021) Integrated conditional estimation-optimization. *arXiv preprint arXiv:2110.12351* .
- Quenouille MH (1956) Notes on bias in estimation. *Biometrika* 43(3/4):353–360.
- Rad KR, Maleki A (2020) A scalable estimate of the out-of-sample prediction error via approximate leave-one-out cross-validation. *Journal of the Royal Statistical Society: Series B (Statistical Methodology)* 82(4).

- Rilstone P, Srivastava VK, Ullah A (1996) The second-order bias and mean squared error of nonlinear estimators. *Journal of Econometrics* 75(2):369–395, URL [http://dx.doi.org/10.1016/0304-4076\(96\)89457-7](http://dx.doi.org/10.1016/0304-4076(96)89457-7).
- Shafieezadeh-Abadeh S, Kuhn D, Esfahani PM (2019) Regularization via mass transportation. *Journal of Machine Learning Research* 20(103):1–68.
- Shapiro A, Dentcheva D, Ruszczyński A (2021) *Lectures on stochastic programming: modeling and theory* (SIAM).
- Siegel AF, Wagner MR (2021) Profit Estimation Error in the Newsvendor Model Under a Parametric Demand Distribution. *Management Science* 67(8):4863–4879, URL <http://dx.doi.org/10.1287/mnsc.2020.3766>.
- Siegel AF, Wagner MR (2023) Data-driven profit estimation error in the newsvendor model. *Operations Research* .
- Smith JE, Winkler RL (2006) The optimizer’s curse: Skepticism and postdecision surprise in decision analysis. *Management Science* 52(3):311–322.
- Snyder LV, Shen ZJM (2019) *Fundamentals of supply chain theory* (John Wiley & Sons).
- Srivastava PR, Wang Y, Hanasusanto GA, Ho CP (2021) On data-driven prescriptive analytics with side information: A regularized nadaraya-watson approach. *arXiv preprint arXiv:2110.04855* .
- Stephenson W, Broderick T (2020) Approximate cross-validation in high dimensions with guarantees. *International Conference on Artificial Intelligence and Statistics*, 2424–2434 (PMLR).
- Stone M (1977) An Asymptotic Equivalence of Choice of Model by Cross-Validation and Akaike’s Criterion. *Journal of the Royal Statistical Society. Series B (Methodological)* 39(1):44–47.
- Takeuchi K (1976) Distribution of an information statistic and the criterion for the optimal model. *Mathematical Science* 153:12–18.
- Talluri KT, Van Ryzin GJ (2006) *The theory and practice of revenue management*, volume 68 (Springer Science & Business Media).
- Thomas V, Pedregosa F, Merriënboer B, Manzagol PA, Bengio Y, Roux NL (2020) On the interplay between noise and curvature and its effect on optimization and generalization. *Proceedings of the Twenty Third International Conference on Artificial Intelligence and Statistics*, 3503–3513 (PMLR).
- Van der Vaart AW (2000) *Asymptotic statistics*, volume 3 (Cambridge university press).
- Van Parys BP, Esfahani PM, Kuhn D (2020) From data to decisions: Distributionally robust optimization is optimal. *Management Science* .
- Wainwright MJ (2019) *High-dimensional statistics: A non-asymptotic viewpoint*, volume 48 (Cambridge university press).
- Wang J, Stelmakh I, Wei Y, Shah NB (2021) Debiasing evaluations that are biased by evaluations.

- Wang S, Zhou W, Lu H, Maleki A, Mirrokni V (2018) Approximate Leave-One-Out for Fast Parameter Tuning in High Dimensions. *Proceedings of the 35th International Conference on Machine Learning*, 5228–5237 (PMLR).
- Wilson A, Kasy M, Mackey L (2020) Approximate cross-validation: Guarantees for model assessment and selection. *International Conference on Artificial Intelligence and Statistics*, 4530–4540 (PMLR).
- Yeh CK, Kim J, Yen IEH, Ravikumar PK (2018) Representer point selection for explaining deep neural networks. *Advances in neural information processing systems* 31.

Appendices

We provide further discussions on our assumptions and alternative evaluation methods in Appendix EC.1, details of assumptions and proofs of statements in Appendices EC.2, EC.3 and EC.4, and additional experimental results in Appendix EC.5.

EC.1. Further Discussions in Section 3

EC.1.1. Discussions on Assumptions 1 and 2

Denote $x = (x_1, \dots, x_{D_x})^\top$. To compute $\nabla_\theta h(x^*(\theta); \xi)$ and $\nabla_{\theta\theta}^2 h(x^*(\theta); \xi)$, applying the standard chain rule, we have:

$$\begin{aligned} \frac{\partial h(x^*(\theta); \xi)}{\partial \theta} &= \sum_{i=1}^{D_x} \frac{\partial h(x; \xi)}{\partial x_i} \frac{\partial x_i}{\partial \theta}, \\ \frac{\partial^2 h(x^*(\theta); \xi)}{\partial \theta^2} &= \sum_{i=1}^{D_x} \left(\frac{\partial^2 h(x; \xi)}{\partial x_i^2} \frac{\partial x_i}{\partial \theta} \cdot \left(\frac{\partial x_i}{\partial \theta} \right)^\top + \frac{\partial h(x; \xi)}{\partial x_i} \frac{\partial^2 x_i}{\partial \theta^2} \right) + 2 \sum_{i=1}^{D_x} \sum_{j \neq i} \frac{\partial^2 h(x^*(\theta); \xi)}{\partial x_i \partial x_j} \frac{\partial x_i}{\partial \theta} \cdot \left(\frac{\partial x_j}{\partial \theta} \right)^\top. \end{aligned} \quad (\text{EC.1})$$

Consider different decision rules calibrated in Definition 1. Across different decision rules, one sufficient condition such that Assumption 2 holds is that $h(x; \xi)$ is twice continuously differentiable with respect to x due to (EC.1). Then we examine the sufficient condition of Assumption 1 for each calibration procedure in Definition 1.

For $x^*(\theta)$ in Definition 1 (b), i.e., when $x^*(\theta)$ is expressed as some explicit closed-form function of θ , we verify Assumption 1 directly from the closed-form of $x^*(\theta)$.

For $x^*(\theta)$ in Definition 1(a), especially when $x^*(\theta)$ is not an closed-form function in general, one sufficient condition that Assumption 1 holds is Assumption 9 holds, i.e. the first-order condition holds: $\nabla_x \mathbb{E}_{\mathbb{P}_\theta} [h(x; \xi)] = 0$ and each component of the vector $(\nabla_x \mathbb{E}_{\mathbb{P}_\theta} [h(x; \xi)])_{i \in [D_x]}$ is twice continuously differentiable with respect to θ and x , for every θ, x . And $(\nabla_{xx}^2 \mathbb{E}_{\mathbb{P}_\theta} [h(x; \xi)])_{i,j} \neq 0, \forall i \in [D_x]$. Then Assumption 1 follows from the implicit function theorem.

Below, we show how the gradient $\nabla_\theta x^*(\theta)$ and Hessian $\nabla_{\theta\theta}^2 x^*(\theta)$ can be computed when $x^*(\theta)$ does not have a closed-form form in Definition 1(a). We focus on the computation of the i -th component of $\nabla_\theta x^*(\theta)$ and $\nabla_{\theta\theta}^2 x^*(\theta)$, i.e., $\frac{\partial x_i}{\partial \theta}$ and $\frac{\partial^2 x_i}{\partial \theta^2}$. Denote the i -th component of the vector $\nabla_x \mathbb{E}_{\mathbb{P}_\theta} [h(x; \xi)]$ by $f(\theta; x)$, $f_{x\theta} = \nabla_x \nabla_\theta f(\theta; x)$, $f_\theta = \nabla_\theta f(\theta; x)$ and $f_x = \nabla_x f(\theta; x)$, $f_{\theta\theta} = \nabla_{\theta\theta}^2 f(\theta; x)$, then applying the standard implicit function theorem to the i -th component of x , we have:

$$\begin{aligned} \frac{\partial x_i}{\partial \theta} &= -\frac{f_\theta}{f_x} \in \mathbb{R}^{D_\theta}, \\ \frac{\partial^2 x_i}{\partial \theta^2} &= \frac{-f_x^2 f_{\theta\theta} + f_x (f_\theta f_{x\theta} + f_{\theta x} f_\theta^\top) - f_{xx} f_\theta f_\theta^\top}{f_x^3} \in \mathbb{R}^{D_\theta \times D_\theta}, \end{aligned} \quad (\text{EC.2})$$

where $f_{x\theta} \in \mathbb{R}^{1 \times D_\theta}$, $f_\theta \in \mathbb{R}^{D_\theta}$, $f_{\theta x} \in \mathbb{R}^{D_\theta \times 1}$.

In fact, to show Theorem 1, we can relax the conditions of Assumptions 2 and 1 from every $\theta \in \Theta$ to a neighborhood around θ^* . And we set Assumptions 2 and 1 for every $\theta \in \Theta$ since we need to estimate $\nabla_{\theta} h(x^*(\hat{\theta}); \xi)$ (and $\nabla_{\theta}^2 h(x^*(\hat{\theta}); \xi)$) such that OIC is well-defined.

EC.1.2. Discussion on Alternative Estimators

Besides cross-validation, we discuss the computational procedure of the bootstrap and jackknife:

Bootstrap. Denote the number of bootstrap replications as B_T . For $b \in [B_T]$, we resample n samples with replacement independently from \mathcal{D}_n as $\{\xi_{b,i}\}_{i \in [n]}$, and compute the corresponding estimator $\hat{\theta}_b$. Then we obtain:

$$\hat{A}_B = 2\hat{A}_o - \frac{1}{B_T} \sum_{b=1}^{B_T} \hat{A}_{o,b},$$

where $\hat{A}_{o,b} = \frac{1}{n} \sum_{i=1}^n h(x^*(\hat{\theta}_b); \xi_{b,i}), \forall b \in [B_T]$.

Jackknife. Recall $\hat{\theta}_{-i}$ as the parametric estimator using samples $\mathcal{D}_n \setminus \{\xi_i\}$. Then we obtain:

$$\hat{A}_J = n\hat{A}_o - \frac{n-1}{n} \sum_{k=1}^n A_{o,k},$$

where $\hat{A}_{o,k} = \frac{1}{n-1} \sum_{i \in [n], i \neq k} h(x^*(\hat{\theta}_{-k}); \xi_i), \forall k \in [n]$.

Since $\mathbb{E}[\hat{A}_o] = A + \frac{\mathbb{E}_{\mathbb{P}^*}[\nabla_{\theta} h(x^*(\theta^*); \xi)]^{\top} IF_{\theta^*}(\xi)]}{n} + o\left(\frac{1}{n}\right)$ from Theorem 1, we obtain the following result, which are standard results from Quenouille (1956), Hall (1994):

LEMMA EC.1 (Debiasing effects of Bootstrap and Jackknife Approaches). *The bootstrap estimator \hat{A}_B and jackknife estimator \hat{A}_J satisfy: $\mathbb{E}[\hat{A}_B] = A + o\left(\frac{1}{n}\right), \mathbb{E}[\hat{A}_J] = A + o\left(\frac{1}{n}\right)$.*

EC.2. Proofs in Section 3

Before going to the main proofs, we present the following technical lemma:

LEMMA EC.2. *If $x \in \mathbb{R}^d$ is a random vector, $B \in \mathbb{R}^{d \times d}$ is a deterministic matrix, then $\mathbb{E}[x^{\top} B x] = \text{Tr}[BC]$, where $C = \mathbb{E}[x x^{\top}]$.*

We introduce several notations throughout this section:

$$\begin{aligned} \hat{A}_o &= \frac{1}{n} \sum_{i=1}^n h(x^*(\hat{\theta}); \xi_i), \\ A_c &= -\frac{\mathbb{E}_{\mathbb{P}^*}[\nabla_{\theta} h(x^*(\theta^*); \xi)]^{\top} IF_{\theta^*}(\xi)]}{n}, \\ \hat{A}_c^* &= -\frac{1}{n^2} \sum_{i=1}^n \nabla_{\theta} h(x^*(\theta^*); \xi_i)^{\top} IF_{\theta^*}(\xi_i), \\ \hat{A}_c &= -\frac{1}{n^2} \sum_{i=1}^n \nabla_{\theta} h(x^*(\hat{\theta}); \xi_i)^{\top} IF_{\hat{\theta}}(\xi_i). \end{aligned} \tag{EC.3}$$

EC.2.1. Proof of Theorem 1

Recall the notations in (EC.3). Notice that \hat{A}_c^* is an unbiased estimator of A_c ($\mathbb{E}[\hat{A}_c^*] = A_c$) since each ξ_i is i.i.d. sampled from \mathbb{P}^* . Therefore, the conclusion of Theorem 1 is equivalent to the following equation:

$$\mathbb{E}[\hat{A}_o + \hat{A}_c^*] = A + o\left(\frac{1}{n}\right). \quad (\text{EC.4})$$

We show this equation holds through the following two steps.

Step 1: Translating bias to optimality gaps. For any solution $x^*(\hat{\theta})$, we can decompose its true performance $A(= \mathbb{E}_{\mathcal{D}_n} \mathbb{E}_{\mathbb{P}^*}[h(x^*(\hat{\theta}); \xi)])$ to:

$$A = A' + \mathbb{E}_{\mathbb{P}^*}[h(x^*(\theta^*); \xi_i)] - \frac{1}{n} \sum_{i=1}^n h(x^*(\theta^*); \xi_i),$$

where $A' = \mathbb{E}_{\mathcal{D}_n} \mathbb{E}_{\mathbb{P}^*}[h(x^*(\hat{\theta}); \xi) - h(x^*(\theta^*); \xi)] + \frac{1}{n} \sum_{i=1}^n h(x^*(\theta^*); \xi_i)$. We have $\mathbb{E}[A] = \mathbb{E}[A']$ by:

$$\mathbb{E} \left[\frac{1}{n} \sum_{i=1}^n h(x^*(\theta^*); \xi_i) \right] - \mathbb{E}_{\mathbb{P}^*}[h(x^*(\theta^*); \xi)] = \mathbb{E}_{\mathbb{P}^*}[h(x^*(\theta^*); \xi)] - \mathbb{E}_{\mathbb{P}^*}[h(x^*(\theta^*); \xi)] = 0. \quad (\text{EC.5})$$

Therefore, to show (EC.4), it is equivalent to showing that $\mathbb{E}[\hat{A}_o + \hat{A}_c^* - A'] = o\left(\frac{1}{n}\right)$. First, we further decompose A' :

$$\begin{aligned} A' &= \frac{1}{n} \sum_{i=1}^n h(x^*(\hat{\theta}); \xi_i) + \underbrace{\frac{1}{n} \sum_{i=1}^n h(x^*(\theta^*); \xi_i) - \frac{1}{n} \sum_{i=1}^n h(x^*(\hat{\theta}); \xi_i)}_{T_1} \\ &\quad + \underbrace{\mathbb{E}_{\mathcal{D}_n} \mathbb{E}_{\mathbb{P}^*}[h(x^*(\hat{\theta}); \xi) - h(x^*(\theta^*); \xi)]}_{T_2}. \end{aligned} \quad (\text{EC.6})$$

Denote the two terms T_1 and T_2 as the sample ‘‘optimistic gap’’ and true ‘‘optimistic gap’’ respectively. Here T_1 is random and T_2 is deterministic. Then showing (EC.4) is equivalent to showing that:

$$\mathbb{E}[T_1] + T_2 = \mathbb{E}[\hat{A}_c^*] + o\left(\frac{1}{n}\right).$$

Step 2: Analyses on optimality gaps. We analyze the two terms T_1 and T_2 respectively.

For the term T_1 , following a second-order Taylor expansion with the Peano’s remainder at the center θ^* , we have:

$$T_1 = \frac{1}{n} \sum_{i=1}^n \nabla_{\theta} h(x^*(\theta^*); \xi_i)^{\top} (\theta^* - \hat{\theta}) - \frac{1}{2} (\theta^* - \hat{\theta})^{\top} \left(\frac{1}{n} \sum_{i=1}^n \nabla_{\theta\theta}^2 h(x^*(\theta^*); \xi_i) \right) (\theta^* - \hat{\theta}) + o\left(\|\theta^* - \hat{\theta}\|^2\right). \quad (\text{EC.7})$$

Then we plug the asymptotic expression of $\hat{\theta} - \theta^*$ in Assumption 4 and take expectation over T_1 .

Recall that $\mathbb{E}[\|\hat{\theta} - \theta^*\|_2^2] = O\left(\frac{1}{n}\right)$. Then we have:

$$\mathbb{E}[T_1] = \mathbb{E} \left[-\frac{1}{n} \sum_{i=1}^n \nabla_{\theta} h(x^*(\theta^*); \xi_i)^{\top} \left(\frac{1}{n} \sum_{i=1}^n IF_{\theta^*}(\xi_i) + \Delta \right) \right] - \frac{1}{2n} \text{Tr}[L_h(\theta^*)\Psi(\theta^*)] + o\left(\frac{1}{n}\right), \quad (\text{EC.8})$$

where $\Delta = \hat{\theta} - \theta^* - \frac{1}{n} \sum_{i=1}^n IF_{\theta^*}(\xi_i)$ denotes the higher order term of the estimation error with $\mathbb{E}[\Delta\Delta^\top] = o\left(\frac{1}{n}\right)$ from Assumption 4. The second term of the right-hand side in (EC.8) follows by:

$$\begin{aligned} & \mathbb{E} \left[(\theta^* - \hat{\theta})^\top \mathbb{E}_{\hat{\mathbb{P}}_n} [\nabla_{\theta\theta}^2 h(x^*(\theta^*); \xi)] (\theta^* - \hat{\theta}) \right] \\ &= \mathbb{E} \left[(\theta^* - \hat{\theta})^\top \mathbb{E}_{\mathbb{P}^*} [\nabla_{\theta\theta}^2 h(x^*(\theta^*); \xi)] (\theta^* - \hat{\theta}) \right] + o\left(\frac{1}{n}\right) \\ &= \frac{1}{n} \text{Tr}[I_h(\theta^*)\Psi(\theta^*)] + o\left(\frac{1}{n}\right), \end{aligned} \quad (\text{EC.9})$$

where the first equality above in (EC.9) follows the Holder inequality that:

$$\begin{aligned} & \mathbb{E}_{\mathcal{D}_n} \left[(\theta^* - \hat{\theta})^\top (\mathbb{E}_{\hat{\mathbb{P}}_n} - \mathbb{E}_{\mathbb{P}^*}) [\nabla_{\theta\theta}^2 h(x^*(\theta^*); \xi)] (\theta^* - \hat{\theta}) \right] \\ & \leq \| \hat{\theta} - \theta^* \|^2 \|_{L^1, \mathcal{D}_n} \| (\mathbb{E}_{\hat{\mathbb{P}}_n} - \mathbb{E}_{\mathbb{P}^*}) [\nabla_{\theta\theta}^2 h(x^*(\theta^*); \xi)] \|_{L^\infty, \mathcal{D}_n} \leq o(1) \mathbb{E}_{\mathcal{D}_n} [\| \hat{\theta} - \theta^* \|^2] = o\left(\frac{1}{n}\right), \end{aligned}$$

where the second inequality follows from: $\mathbb{E}_{\hat{\mathbb{P}}_n} [\nabla_{\theta\theta}^2 h(x^*(\theta^*); \xi)] \xrightarrow{a.s.} \mathbb{E}_{\mathbb{P}^*} [\nabla_{\theta\theta}^2 h(x^*(\theta^*); \xi)]$ such that $\| (\mathbb{E}_{\hat{\mathbb{P}}_n} - \mathbb{E}_{\mathbb{P}^*}) [\nabla_{\theta\theta}^2 h(x^*(\theta^*); \xi)] \|_{L^\infty} = o(1)$ and the last equality follows from $\mathbb{E}[\| \hat{\theta} - \theta^* \|^2] = O\left(\frac{1}{n}\right)$.

The second equality above in (EC.9) follows by observing $\| \mathbb{E}_{\mathcal{D}_n} [(\hat{\theta} - \theta^*)(\hat{\theta} - \theta^*)^\top] - \left(\frac{\Psi(\theta^*)}{n}\right) \|_1 = o\left(\frac{1}{n}\right)$ in Assumption 4, where $\| \cdot \|_1$ is the 1-norm of matrix induced by the vector norm such that $\mathbb{E}[(\hat{\theta} - \theta^*)(\hat{\theta} - \theta^*)^\top] = \frac{\Psi(\theta^*)}{n} + o\left(\frac{1}{n}\right)$ and Lemma EC.2.

For the second term in T_2 , following a second-order Taylor expansion at the center θ^* , we have:

$$\begin{aligned} T_2 &= \mathbb{E}_{\mathbb{P}^*} [\nabla_{\theta} h(x^*(\theta^*); \xi)]^\top \mathbb{E} \left[\frac{1}{n} \sum_{i=1}^n IF_{\theta^*}(\xi_i) + \Delta \right] + \frac{1}{2n} \text{Tr}[I_h(\theta^*)\Psi(\theta^*)] + o\left(\frac{1}{n}\right) \\ &= \mathbb{E}_{\mathbb{P}^*} [\nabla_{\theta} h(x^*(\theta^*); \xi)]^\top \mathbb{E}_{\mathcal{D}_n} [\Delta] + \frac{1}{2n} \text{Tr}[I_h(\theta^*)\Psi(\theta^*)] + o\left(\frac{1}{n}\right), \end{aligned} \quad (\text{EC.10})$$

where the second equality in (EC.10) is due to $\mathbb{E}[IF_{\theta^*}(\xi)] = 0$. Combining the results of (EC.8) and (EC.10), we have:

$$\begin{aligned} \mathbb{E}[T_1] + T_2 &= \mathbb{E} \left[-\frac{1}{n} \sum_{i=1}^n \nabla_{\theta} h(x^*(\theta^*); \xi_i)^\top \frac{1}{n} \sum_{i=1}^n IF_{\theta^*}(\xi_i) \right] - \mathbb{E} \left[\frac{1}{n} \sum_{i=1}^n \nabla_{\theta} h(x^*(\theta^*); \xi_i)^\top \Delta \right] \\ &\quad + \mathbb{E}_{\mathbb{P}^*} [\nabla_{\theta} h(x^*(\theta^*); \xi)]^\top \mathbb{E}_{\mathcal{D}_n} [\Delta] \\ &= -\mathbb{E} \left[\frac{1}{n} \sum_{i=1}^n \nabla_{\theta} h(x^*(\theta^*); \xi_i)^\top \frac{1}{n} \sum_{i=1}^n IF_{\theta^*}(\xi_i) \right] + o\left(\frac{1}{n}\right). \end{aligned} \quad (\text{EC.11})$$

Denote $g(\xi_i) := \nabla_{\theta} h(x^*(\theta^*); \xi_i)$. Then the second equality in (EC.11) is proved in the following:

$$\begin{aligned} & \mathbb{E}_{\mathbb{P}^*} [\nabla_{\theta} h(x^*(\theta^*); \xi)]^\top \mathbb{E}_{\mathcal{D}_n} [\Delta] - \mathbb{E}_{\mathcal{D}_n} \left[\frac{1}{n} \sum_{i=1}^n \nabla_{\theta} h(x^*(\theta^*); \xi_i)^\top \Delta \right] \\ &= \mathbb{E}_{\mathcal{D}_n} \left(\left[\mathbb{E}_{\mathbb{P}^*} [\nabla_{\theta} h(x^*(\theta^*); \xi)] - \mathbb{E}_{\hat{\mathbb{P}}_n} [\nabla_{\theta} h(x^*(\theta^*); \xi)] \right]^\top \Delta \right) \\ &\leq \sqrt{\mathbb{E}_{\mathcal{D}_n} [\| \mathbb{E}_{\mathbb{P}^*} [g(\xi)] - \mathbb{E}_{\hat{\mathbb{P}}_n} [g(\xi)] \|^2]} \sqrt{\mathbb{E}_{\mathcal{D}_n} [\| \Delta \|^2]} \\ &= O\left(\frac{1}{\sqrt{n}}\right) \sqrt{\mathbb{E}_{\mathcal{D}_n} (\text{Tr}[\Delta\Delta^\top])} = o\left(\frac{1}{n}\right). \end{aligned} \quad (\text{EC.12})$$

where the first inequality in (EC.12) follows by $\mathbb{E}[x^\top y] \leq \mathbb{E}[\|x\|_2 \|y\|_2] \leq \sqrt{\mathbb{E}[\|x\|_2^2]} \sqrt{\mathbb{E}[\|y\|_2^2]}$. Recall the mean-squared error of the sample mean is $O(\frac{1}{n})$. Then the second inequality in (EC.12) follows by:

$$\mathbb{E}_{\mathcal{D}_n} [\|\mathbb{E}_{\mathbb{P}^*}[g(\xi)] - \mathbb{E}_{\hat{\mathbb{P}}_n}[g(\xi)]\|_2^2] = O\left(\frac{1}{n}\right).$$

The last equality in (EC.12) that bounds $\text{Tr}[\Delta\Delta^\top]$ follows by $\mathbb{E}_{\mathcal{D}_n}(\text{Tr}[\Delta\Delta^\top]) = \text{Tr}[\mathbb{E}_{\mathcal{D}_n}[\Delta\Delta^\top]] = o(\frac{1}{n})$ from Assumption 4. Therefore, the left-hand side of (EC.12) is bounded by $o(\frac{1}{n})$ and the second equality in (EC.11) holds.

Going back to the first term in the right-hand side of (EC.11), i.e.,

$$\begin{aligned} \mathbb{E}_{\mathcal{D}_n} \left[\left(\frac{1}{n} \sum_{i=1}^n g(\xi_i) \right)^\top \frac{1}{n} \sum_{i=1}^n IF_{\theta^*}(\xi_i) \right] &= \mathbb{E} \left[\frac{1}{n^2} \sum_{i=1}^n g(\xi_i)^\top IF_{\theta^*}(\xi_i) \right] + \mathbb{E} \left[\frac{1}{n^2} \sum_{i=1}^n \sum_{j \neq i} g(\xi_i)^\top IF_{\theta^*}(\xi_j) \right] \\ &= \mathbb{E} \left[\frac{1}{n^2} \sum_{i=1}^n g(\xi_i)^\top IF_{\theta^*}(\xi_i) \right] + \frac{1}{n^2} \sum_{i=1}^n \sum_{j \neq i} \mathbb{E}[g(\xi_i)]^\top \mathbb{E}[IF_{\theta^*}(\xi_j)] \\ &= \mathbb{E} \left[\frac{1}{n^2} \sum_{i=1}^n g(\xi_i)^\top IF_{\theta^*}(\xi_i) \right] + 0, \end{aligned} \tag{EC.13}$$

where the second equality in (EC.13) follows by the independence of $g(\xi_i)$ and $IF_{\theta^*}[\xi_j]$ for $i \neq j$, and the third equality follows by $\mathbb{E}[IF_{\theta^*}(\xi)] = 0$ such that $\mathbb{E} \left[\frac{1}{n^2} \sum_{i=1}^n \sum_{j \neq i} g(\xi_i)^\top IF_{\theta^*}(\xi_j) \right] = 0$.

Recall the definitions of \hat{A}_c^* and \hat{A}_o in (EC.3). Comparing these terms in (EC.11) and (EC.13), we have:

$$\mathbb{E}[\hat{A}_c^* + \hat{A}_o] = \mathbb{E}[T_1] + T_2 + \mathbb{E}[\hat{A}_o] = A + o\left(\frac{1}{n}\right). \quad \square$$

EC.2.2. Proof of Theorem 2

Part (1). Recall the result in Theorem 1 and notations in (EC.3). We only need to show:

$$\mathbb{E}[\hat{A}_c^* - \hat{A}_c] = \mathbb{E} \left[\frac{1}{n^2} \sum_{i=1}^n \left(\nabla_{\theta} h(x^*(\theta^*); \xi_i)^\top IF_{\theta^*}(\xi_i) - \nabla_{\theta} h(x^*(\hat{\theta}); \xi_i)^\top \widehat{IF}_{\hat{\theta}}(\xi_i) \right) \right] = o\left(\frac{1}{n}\right). \tag{EC.14}$$

For now, we only assume the two terms $\nabla_{\theta} h(x^*(\theta^*); \xi), IF_{\theta^*}(\xi)$ are scales instead of vectors since both vectors are of finite dimensions and adding each component does not affect the result when terms are of the order $o(\frac{1}{n})$. Since we are in a fixed dimensional problem setup, if (EC.14) holds for the scales, then left-hand side of (EC.14) in the vector version is of the order $D_{\xi} \times o(\frac{1}{n}) = o(\frac{1}{n})$ too. Therefore due to the additivity of the expectation, to show (EC.14), it is sufficient to show:

$$\mathbb{E}_{\mathcal{D}_n} \left[\nabla_{\theta} h(x^*(\theta^*); \xi) IF_{\theta^*}(\xi) - \nabla_{\theta} h(x^*(\hat{\theta}); \xi) \widehat{IF}_{\hat{\theta}}(\xi) \right] = o(1), \forall \xi \in \Xi. \tag{EC.15}$$

We decompose the left-hand side of (EC.15) as:

$$\begin{aligned}
& \mathbb{E}_{\mathcal{D}_n} \left[\nabla_{\theta} h(x^*(\hat{\theta}); \xi) \widehat{IF}_{\hat{\theta}}(\xi) \right] - \nabla_{\theta} h(x^*(\theta^*); \xi) IF_{\theta^*}(\xi) \\
&= \mathbb{E}_{\mathcal{D}_n} \left[\nabla_{\theta} h(x^*(\hat{\theta}); \xi) \left(\widehat{IF}_{\hat{\theta}}(\xi) - IF_{\theta^*}(\xi) \right) \right] + \mathbb{E}_{\mathcal{D}_n} \left[\left(\nabla_{\theta} h(x^*(\hat{\theta}); \xi) - \nabla_{\theta} h(x^*(\theta^*); \xi) \right) IF_{\theta^*}(\xi) \right] \\
&+ \mathbb{E}_{\mathcal{D}_n} \left[\left(\widehat{IF}_{\hat{\theta}}(\xi) - IF_{\theta^*}(\xi) \right) \left(\nabla_{\theta} h(x^*(\hat{\theta}); \xi) - \nabla_{\theta} h(x^*(\theta^*); \xi) \right) \right].
\end{aligned} \tag{EC.16}$$

From Assumption 5, we have:

$$\mathbb{E}_{\mathcal{D}_n} [(\widehat{IF}_{\hat{\theta}}(\xi) - IF_{\theta^*}(\xi))^2] = o(1). \tag{EC.17}$$

Furthermore, since $h(x^*(\theta); \xi)$ is twice continuous differentiable by Assumption 2, we have:

$$\mathbb{E}_{\mathcal{D}_n} [(\nabla_{\theta} h(x^*(\hat{\theta}); \xi) - \nabla_{\theta} h(x^*(\theta^*); \xi))^2] = \mathbb{E}_{\mathcal{D}_n} [O(\|\hat{\theta} - \theta^*\|_2^2)] = o(1). \tag{EC.18}$$

Applying the Cauchy-Schwartz inequality to each of the three terms on the right-hand side in (EC.16) with the form $\mathbb{E}[xy] \leq \sqrt{\mathbb{E}[x^2]} \sqrt{\mathbb{E}[y^2]} = o(1)$, and plugging either (EC.17) or (EC.18) to each of three terms there, (EC.15) holds and we finish the proof of part (1) of Theorem 1.

Part (2). Through (EC.13) in the proof of Theorem 1, we have $\mathbb{E}[\hat{A}_c] = \mathbb{E}[\hat{A}_c^*] + o\left(\frac{1}{n}\right)$. Furthermore:

$$\mathbb{E}[\hat{A}_c^*] = -\frac{1}{n^2} \sum_{i=1}^n \mathbb{E}[\nabla_{\theta} h(x^*(\theta^*); \xi_i)^\top IF_{\theta^*}(\xi_i)] = -\frac{1}{n} \mathbb{E}[\nabla_{\theta} h(x^*(\theta^*); \xi)^\top IF_{\theta^*}(\xi)] = A_c.$$

Part (3). Consider the second moment term. Then we have:

$$\begin{aligned}
\mathbb{E}[\hat{A}_c^2] &= \frac{1}{n^4} \left(\sum_{i=1}^n \mathbb{E} \left[\nabla_{\theta} h(x^*(\hat{\theta}); \xi_i)^\top \widehat{IF}_{\hat{\theta}}(\xi_i) \right] \right)^2 \\
&\leq \frac{1}{n^2} \mathbb{E} \left[\left(\nabla_{\theta} h(x^*(\hat{\theta}); \xi_i)^\top \widehat{IF}_{\hat{\theta}}(\xi_i) \right)^2 \right] = O\left(\frac{1}{n^2}\right),
\end{aligned}$$

where the inequality follows by $(\sum_{i=1}^n x_i)^2 \leq n \sum_{i=1}^n x_i^2$ and the second equality follows by the assumption that $\mathbb{E}_{\mathbb{P}^*} \left[\left(\nabla_{\theta} h(x^*(\theta); \xi)^\top IF_{\theta}(\xi) \right)^2 \right] < \infty, \forall \theta \in \Theta$. Combining the argument of $(\mathbb{E}[\hat{A}_c])^2 = O\left(\frac{1}{n^2}\right)$, we obtain $\text{Var}[\hat{A}_c] = \mathbb{E}[\hat{A}_c^2] - \mathbb{E}^2[\hat{A}_c] = O\left(\frac{1}{n^2}\right)$. \square

EC.2.3. Proof of Theorem 3

Suppose Assumption 6 holds. Then we can borrow the approximation lemma with a sequence of functions $\{f_m(z)\}_{m \geq 1}$ to approximate $f(z)$, which is extracted from Lemma C.1 in Wang et al. (2018):

LEMMA EC.3. *Suppose Assumption 6 holds for $f(\cdot)$. Given $\phi(\cdot)$ being a kernel with compact support, and is smooth and symmetric around 0 on \mathbb{R} , the smoothed objective function $f_m(z) := m \int f(u) \phi(m(z-u)) du, \forall m \geq 1$ satisfies the following properties:*

- (1) $f_m(z) \geq f(z), \forall z \in \mathbb{R}$, and $\lim_{m \rightarrow \infty} f_m(z) = f(z), \forall z \in \mathbb{R}$.
(2) $\forall z \in \mathbb{R} \setminus K$, and $\forall m$ large enough,

$$\nabla_z f_m(z) = m \int \nabla_u f(u) \phi(m(z-u)) du, \nabla_{zz} f_m(z) = m \int \nabla_{uu}^2 f(u) \phi(m(z-u)) du.$$

- (3) $\forall z \in K$, we have:

$$\lim_{m \rightarrow \infty} \nabla_z f_m(z) = \frac{\nabla_z f^-(z) + \nabla_z f^+(z)}{2}, \lim_{m \rightarrow \infty} \nabla_{zz}^2 f_m(z) = +\infty.$$

- (4) For any compact set \mathcal{Z} , we have: $f_m(z)$ converges to $f(z)$ uniformly.

Examples of the proper kernel include any box kernel such as $\phi(x) = \frac{1}{2} \mathbf{1}_{\{\|x\| \leq 1\}}$ and the Epanechnikov kernel $\phi(x) = \frac{3}{4} (1 - \|x\|^2) \mathbf{1}_{\{\|x\| \leq 1\}}$.

Under such construction, it is easy to see that $h_m(x^*(\theta); \xi) = f_m(g(x^*(\theta); \xi))$ satisfies $\lim_{m \rightarrow \infty} h_m(x^*(\theta); \xi) = h(x^*(\theta); \xi), \forall \xi, \theta$ if we set $z = g(x^*(\theta); \xi)$ in Lemma EC.3(1). Besides, since the second-order derivative of $Z(\theta)$ exists for θ near θ^* , following the definition of derivative as well as Lemma EC.3(4), since $f_m(z)$ converges to $f(z)$ uniformly for all $z \in \mathcal{Z}$, $\lim_{m \rightarrow \infty} \mathbb{E}_P[\|f_m(z) - f(z)\|] \rightarrow 0$ since $\|f_m(z) - f(z)\|_{L^1} \rightarrow 0$ for any distribution P .

Consider the distribution of the random variable $g(x^*(\theta); \xi)$ and set $z = g(x^*(\theta); \xi)$. Then we immediately have $\lim_{m \rightarrow \infty} \mathbb{E}_{\mathbb{P}^*}[h_m(x^*(\theta); \xi)] = \mathbb{E}_{\mathbb{P}^*}[h(x^*(\theta); \xi)]$. And this argument above works for any $\theta \in \Theta$. Furthermore, through the definition of the gradient, we have $\lim_{m \rightarrow \infty} \nabla_{\theta} \mathbb{E}_{\mathbb{P}^*}[h_m(x^*(\theta); \xi)] = \lim_{m \rightarrow \infty} \lim_{k \rightarrow \infty} \frac{\mathbb{E}_{\mathbb{P}^*}[h_m(x^*(\theta+1/k); \xi)] - \mathbb{E}_{\mathbb{P}^*}[h_m(x^*(\theta); \xi)]}{1/k} = \lim_{k \rightarrow \infty} \frac{\mathbb{E}_{\mathbb{P}^*}[h(x^*(\theta+1/k); \xi)] - \mathbb{E}_{\mathbb{P}^*}[h(x^*(\theta); \xi)]}{1/k} = \nabla_{\theta} \mathbb{E}_{\mathbb{P}^*}[h(x^*(\theta); \xi)]$, which leads to the following:

$$\begin{aligned} \lim_{m \rightarrow \infty} \nabla_{\theta} \mathbb{E}_{\mathbb{P}^*}[h_m(x^*(\theta); \xi)] &= \nabla_{\theta} \mathbb{E}_{\mathbb{P}^*}[h(x^*(\theta); \xi)]. \\ \lim_{m \rightarrow \infty} \nabla_{\theta\theta}^2 \mathbb{E}_{\mathbb{P}^*}[h_m(x^*(\theta); \xi)] &= \nabla_{\theta\theta}^2 \mathbb{E}_{\mathbb{P}^*}[h(x^*(\theta); \xi)], \end{aligned} \tag{EC.19}$$

Denote $A_m = \mathbb{E}_{\mathcal{D}_n} \mathbb{E}_{\mathbb{P}^*}[h_m(x^*(\hat{\theta}); \xi)]$. Then for any fixed m , we have that OIC for the objective h_m , i.e., $\hat{A}_m = \frac{1}{n} \sum_{i=1}^n h_m(x^*(\hat{\theta}); \xi_i) - \frac{1}{n^2} \sum_{i=1}^n \nabla_{\theta} h_m(x^*(\hat{\theta}); \xi_i)^{\top} \widehat{IF}_{\hat{\theta}}(\xi_i)$ satisfies $\mathbb{E}[\hat{A}_m] = A_m + o(\frac{1}{n})$. This follows the same proof structure as in Theorem 1, i.e., applying the Taylor expansion to $\frac{1}{n} \sum_{i=1}^n h(x^*(\theta); \xi_i)$ and $\mathbb{E}_{\mathbb{P}^*}[h(x^*(\theta); \xi)]$ at the center θ^* .

Then we observe $\lim_{m \rightarrow \infty} A_m = A + o(\frac{1}{n})$. We take a second-order Taylor expansion with respect to the function $\mathbb{E}_{\mathbb{P}^*}[h_m(x^*(\hat{\theta}); \xi) - h(x^*(\hat{\theta}); \xi)]$ at the center θ^* with Peano's remainder such that:

$$\begin{aligned} A_m - A &= \nabla_{\theta} \mathbb{E}_{\mathbb{P}^*}[h_m(x^*(\theta^*); \xi) - h(x^*(\theta^*); \xi)]^{\top} \mathbb{E}_{\mathcal{D}_n}[\hat{\theta} - \theta^*] \\ &\quad + \frac{1}{2} \mathbb{E}_{\mathcal{D}_n}[(\hat{\theta} - \theta^*)^{\top} \nabla_{\theta\theta}^2 \mathbb{E}_{\mathbb{P}^*}[h_m(x^*(\theta^*); \xi) - h(x^*(\theta^*); \xi)](\hat{\theta} - \theta^*)] + o(\|\hat{\theta} - \theta^*\|^2). \end{aligned} \tag{EC.20}$$

Then we apply (EC.19) when $m \rightarrow \infty$ and obtain $\lim_{m \rightarrow \infty} A_m = A + o(\frac{1}{n})$.

On the other hand, from (EC.19), as $m \rightarrow \infty$, we can similarly show that:

$$\mathbb{E} \left[\frac{1}{n^2} \sum_{i=1}^n \nabla_{\theta} h_m(x^*(\hat{\theta}); \xi_i)^\top \widehat{IF}_{\hat{\theta}}(\xi_i) - \frac{1}{n^2} \sum_{i=1}^n \nabla_{\theta} h(x^*(\hat{\theta}); \xi_i)^\top \widehat{IF}_{\hat{\theta}}(\xi_i) \right] = o\left(\frac{1}{n}\right),$$

where $\nabla_{\theta} h$ represents the subgradient of h if the function is not differentiable at that point.

Therefore, combining these previous arguments above, for \hat{A} in (5), we have:

$$\mathbb{E}[\hat{A}] = \mathbb{E}[\hat{A}_m] + o\left(\frac{1}{n}\right) = A_m + o\left(\frac{1}{n}\right) = A + o\left(\frac{1}{n}\right),$$

which finishes the proof. \square

EC.2.4. Proofs in Section 3.1

Proof of Corollary 1. The performance of K -fold CV is evaluated as $\hat{A}_{kcv} = \frac{1}{K} \sum_{i=1}^K \sum_{i \in \mathcal{D}_{(k)}} h(x^*(\hat{\theta}_{-k}); \xi_i)$, where \mathcal{D}_n is partitioned into K folders $\mathcal{D}_{(k)}$ with $|\mathcal{D}_{(k)}| = n/K, \forall k \in [K]$. Denote $\hat{\theta}_{-k} = T(\mathcal{D}_n \setminus \mathcal{D}_{(k)})$. Then we have: $\mathbb{E}[\hat{A}_{kcv}] = \mathbb{E}_{\mathcal{D}_n \setminus \mathcal{D}_{(k)}} \mathbb{E}_{\mathbb{P}^*}[h(x^*(\hat{\theta}_{-k}); \xi)]$ and the performance difference between $\mathbb{E}[\hat{A}_{kcv}]$ and A is given by:

$$\begin{aligned} \mathbb{E}[\hat{A}_{kcv}] - A &= \mathbb{E}_{\mathcal{D}_n \setminus \mathcal{D}_{(k)}} \mathbb{E}_{\mathbb{P}^*}[h(x^*(\hat{\theta}_{-k}); \xi)] - \mathbb{E}_{\mathcal{D}_n} \mathbb{E}_{\mathbb{P}^*}[h(x^*(\hat{\theta}); \xi)] \\ &= (\mathbb{E}_{\mathcal{D}_n \setminus \mathcal{D}_{(k)}} \mathbb{E}_{\mathbb{P}^*}[h(x^*(\hat{\theta}_{-k}); \xi)] - \mathbb{E}_{\mathcal{D}_n} \mathbb{E}_{\mathbb{P}^*}[h(x^*(\theta^*); \xi)]) \\ &\quad - (\mathbb{E}_{\mathcal{D}_n} \mathbb{E}_{\mathbb{P}^*}[h(x^*(\hat{\theta}); \xi)] - \mathbb{E}_{\mathcal{D}_n} \mathbb{E}_{\mathbb{P}^*}[h(x^*(\theta^*); \xi)]). \end{aligned}$$

Each term above uses the same argument as analyzing T_2 from (EC.10) in the proof of Theorem 1 with the corresponding sample sizes $(K-1)n/K$ and n . Specifically, for the true expected performance gap T_2 when the sample size is n (denoted as $PG(n)$), we have:

$$\begin{aligned} PG(n) &= \frac{\text{Tr}[I_h(\theta^*)\Psi(\theta^*)]}{2n} + (\nabla_{\theta} \mathbb{E}_{\mathbb{P}^*}[h(x^*(\theta^*); \xi)])^\top \mathbb{E}_{\mathcal{D}_n}[\Delta] + o\left(\frac{1}{n}\right) \\ &= \frac{\text{Tr}[I_h(\theta^*)\Psi(\theta^*)]}{2n} + (\nabla_{\theta} \mathbb{E}_{\mathbb{P}^*}[h(x^*(\theta^*); \xi)])^\top (\mathbb{E}[\hat{\theta}] - \theta^*) + o\left(\frac{1}{n}\right). \end{aligned}$$

That is, $PG(n) = \frac{B}{n} + o\left(\frac{1}{n}\right)$ with $B = \frac{\text{Tr}[I_h(\theta^*)\Psi(\theta^*)]}{2} + (\nabla_{\theta} \mathbb{E}_{\mathbb{P}^*}[h(x^*(\theta^*); \xi)])^\top n(\mathbb{E}[\hat{\theta}] - \theta^*)$. Then we can obtain the result with:

$$\mathbb{E}[\hat{A}_{kcv}] - A = PG\left(\frac{(K-1)n}{K}\right) - PG(n) = \frac{B}{(K-1)n} + o\left(\frac{1}{n}\right). \quad \square$$

Proof of Corollary 2. First, we show the probabilistic equivalence argument between OIC and LOOCV, i.e., $n(\hat{A} - \hat{A}_{loocv}) \xrightarrow{P} 0$. Following the first-order Taylor expansion for each $h(x^*(\hat{\theta}_{-i}); \xi_i)$ at the center of $\hat{\theta}$, we have:

$$\sum_{i=1}^n h(x^*(\hat{\theta}_{-i}); \xi_i) = \sum_{i=1}^n h(x^*(\hat{\theta}); \xi_i) + \sum_{i=1}^n (\hat{\theta}_{-i} - \hat{\theta})^\top \nabla_{\theta} h(x^*(\tilde{\theta}_{-i}); \xi_i), \quad (\text{EC.21})$$

where $\tilde{\theta}_{-i} := \hat{\theta} + a_i(\hat{\theta}_{-i} - \hat{\theta})$ with $|a_i| \leq 1, \forall i \in [n]$. The first term on the right-hand side of (EC.21) is $n\hat{A}_o$. Therefore, we only need to analyze the second term on the right-hand side of (EC.21) and compare it with the asymptotics of $n\hat{A}_c$.

Based on the expansion from Assumption 4, we have:

$$\hat{\theta}_{-i} - \hat{\theta} = -\frac{IF_{\theta^*}(\xi_i)}{n} + \frac{1}{n(n-1)} \sum_{j=1, j \neq i}^n IF_{\theta^*}(\xi_j) + o_p\left(\frac{1}{\sqrt{n}}\right). \quad (\text{EC.22})$$

Plugging (EC.22) back into the second part of the right-hand side in (EC.21), we then obtain:

$$\begin{aligned} \sum_{i=1}^n (\hat{\theta}_{-i} - \hat{\theta})^\top \nabla_{\theta} h(x^*(\tilde{\theta}_{-i}); \xi_i) &= \sum_{i=1}^n \frac{1}{n(n-1)} \sum_{j=1, j \neq i}^n IF_{\theta^*}(\xi_j)^\top \nabla_{\theta} h(x^*(\tilde{\theta}_{-i}); \xi_i) \\ &\quad - \frac{1}{n} \sum_{i=1}^n IF_{\theta^*}(\xi_i)^\top \nabla_{\theta} h(x^*(\tilde{\theta}_{-i}); \xi_i) + o_p(1), \end{aligned} \quad (\text{EC.23})$$

where the last term converges in probability to zero because $\sum_{i=1}^n o_p(n^{-1/2}) \nabla_{\theta} h(x^*(\tilde{\theta}_{-i}); \xi_i) \leq o_p(n^{-1/2}) \sum_{i=1}^n \nabla_{\theta} h(x^*(\tilde{\theta}_{-i}); \xi_i) = o_p(n^{-1/2}) \times O_p(\sqrt{n}) = o_p(1)$. Then starting from (EC.23), we immediately obtain the following arguments from Assumption 4:

- $\hat{\theta}_{-i} \xrightarrow{p} \theta^*$ as $n \rightarrow \infty$ for each $i \in [n]$; It follows simply by observing $\hat{\theta} \xrightarrow{p} \theta^*$ as $n \rightarrow \infty$.
- $\tilde{\theta}_{-i} \xrightarrow{p} \hat{\theta}$ since $|a_i| \leq 1$.

Given the properties above, we analyze the two terms of the right-hand side of (EC.23) respectively.

For the first term of the right-hand side in (EC.23), we have:

$$\begin{aligned} \sum_{i=1}^n \frac{1}{n(n-1)} \sum_{j=1, j \neq i}^n IF_{\theta^*}(\xi_j)^\top h(x^*(\tilde{\theta}_{-i}); \xi_i) &= \frac{1}{n(n-1)} \sum_{i=1}^n \sum_{j=1}^n IF_{\theta^*}(\xi_j)^\top h(x^*(\tilde{\theta}_{-i}); \xi_i) \\ &\quad - \sum_{i=1}^n \frac{1}{n(n-1)} IF_{\theta^*}(\xi_i)^\top h(x^*(\tilde{\theta}_{-i}); \xi_i) \\ &\xrightarrow{p} 0 - 0 = 0, \end{aligned}$$

where the first term of the third line is based on the fact that $\mathbb{E}_{\mathbb{P}^*}[IF_{\theta^*}(\xi)] = 0$ and therefore, $\frac{1}{n} \sum_{i=1}^n IF_{\theta^*}(\xi_i) = o_p(1)$. And the second term $\sum_{i=1}^n \frac{1}{n(n-1)} IF_{\theta^*}(\xi_i)^\top h(x^*(\tilde{\theta}_{-i}); \xi_i) \xrightarrow{p} 0$ above is due to:

$$\frac{1}{n} \sum_{i=1}^n IF_{\theta^*}(\xi_i)^\top \nabla_{\theta} h(x^*(\tilde{\theta}_{-i}); \xi_i) \xrightarrow{p} \frac{1}{n} \sum_{i=1}^n IF_{\theta^*}(\xi_i)^\top \nabla_{\theta} h(x^*(\theta^*); \xi_i) \xrightarrow{p} \mathbb{E}_{\mathbb{P}^*}[\nabla_{\theta} h(x^*(\theta^*); \xi)^\top IF_{\theta^*}(\xi)] < \infty.$$

For the second term of the right-hand side in (EC.23), recalling the definition of \hat{A}_c^* in (EC.3), we have $\frac{1}{n} \sum_{i=1}^n IF_{\theta^*}(\xi_i) h(x^*(\tilde{\theta}_{-i}); \xi_i) - \hat{A}_c^* \xrightarrow{p} 0$. Therefore,

$$\frac{1}{n} \sum_{i=1}^n h(x^*(\tilde{\theta}_{-i}); \xi_i)^\top IF_{\theta^*}(\xi_i) \xrightarrow{p} \mathbb{E}_{\mathbb{P}^*}[\nabla_{\theta} h(x^*(\theta^*); \xi)^\top IF_{\theta^*}(\xi)].$$

Combining the previous two result and plugging them into (EC.23), we then obtain:

$$\sum_{i=1}^n (\hat{\theta}_{-i} - \hat{\theta})^\top h(x^*(\tilde{\theta}_{-i}); \xi_i) \xrightarrow{p} -\mathbb{E}_{\mathbb{P}^*} [\nabla_\theta h(x^*(\theta^*); \xi)^\top IF_{\theta^*}(\xi)].$$

which is the same as the asymptotics of $n\hat{A}_c$. Therefore, we have: $n(\hat{A} - \hat{A}_{loocv}) \xrightarrow{p} 0$.

For the probabilistic difference argument between the empirical objective and LOOCV, it is easy to see:

$$n(\hat{A}_o - \hat{A}_{loocv}) = \mathbb{E}_{\mathbb{P}^*} [\nabla_\theta h(x^*(\theta^*); \xi)^\top IF_{\theta^*}(\xi)] + o_p(1).$$

Therefore, $\hat{A}_o - \hat{A}_{loocv} = O_p(1/n)$. □

Proof of Corollary 3. The expected performance of the ALO estimator is given as:

$$\begin{aligned} \mathbb{E}[\hat{A}_{alo}] &= \mathbb{E} \left[\frac{1}{n} \sum_{i=1}^n h(x^*(\tilde{\theta}_{-i}); \xi_i) \right] \\ &= \mathbb{E} \left[\frac{1}{n} \sum_{i=1}^n h(x^*(\hat{\theta}); \xi_i) + \nabla_\theta h(x^*(\hat{\theta}); \xi)^\top (\tilde{\theta}_{-i} - \hat{\theta}) + o_p(|\tilde{\theta}_{-i} - \hat{\theta}|) \right] \\ &= \mathbb{E} \left[\frac{1}{n} \sum_{i=1}^n h(x^*(\hat{\theta}); \xi_i) + \frac{1}{n^2} \sum_{i=1}^n \nabla_\theta h(x^*(\hat{\theta}); \xi) \widehat{IF}_{\hat{\theta}}(\xi_i) \right] + o\left(\frac{1}{n}\right) = \mathbb{E}[\hat{A}] + o\left(\frac{1}{n}\right), \end{aligned}$$

where we take a second-order Taylor expansion at the center of $\hat{\theta}$ for each $i \in [n]$ and plug in the corresponding one-step approximation $\tilde{\theta}_{-i} - \hat{\theta} = \frac{1}{n} \widehat{IF}_{\hat{\theta}}(\xi_i)$ to obtain the result. □

EC.3. Further Assumptions and Proofs in Section 4

EC.3.1. ETO in Section 4.1

ASSUMPTION EC.1 (Additional Conditions of ETO). For any $\xi \in \Xi$ almost surely, the vector-valued function $\psi(\theta; \xi)$ is differentiable at θ with a nonsingular derivative matrix $\nabla_\theta \psi(\theta; \xi)$ for any $\theta \in \Theta$ almost surely. $\sup_{\theta \in \Theta} |\mathbb{E}_{\mathbb{P}_n}[\psi(\theta; \xi)] - \mathbb{E}_{\mathbb{P}^*}[\psi(\theta; \xi)]| \xrightarrow{p} 0$; $\forall \epsilon > 0$, $\inf_{\theta \in \Theta, \|\theta - \theta^*\| \geq \epsilon} \mathbb{E}_{\mathbb{P}^*}[\psi(\theta; \xi)] > 0$. For θ around θ^* , $\nabla_\theta \psi(\theta; \xi)$ is continuously differentiable with respect to θ . Besides, for every θ_1 and θ_2 in a neighborhood of θ^* , we have a measurable function $K(\xi)$ with $\mathbb{E}_{\mathbb{P}^*}[K^2(\xi)] < \infty$ such that:

$$|\mathbb{E}_{\mathbb{P}^*}[\psi(\theta_1; \xi)] - \mathbb{E}_{\mathbb{P}^*}[\psi(\theta_2; \xi)]| \leq K(\xi) \|\theta_1 - \theta_2\|.$$

Proof of Corollary 4. All the conditions in Theorem 5.21 (or Theorem 5.23) in Van der Vaart (2000) can be verified through $\hat{\theta} \xrightarrow{p} \theta^*$, Assumption EC.1, Assumptions 2 (or 6), 1, 3, 7. This implies that:

$$\sqrt{n}(\hat{\theta} - \theta^*) = -(\nabla_\theta \mathbb{E}_{\mathbb{P}^*}[\psi(\theta; \xi)])^{-1} \frac{1}{\sqrt{n}} \sum_{i=1}^n \psi(\theta; \xi_i) + o_p(1). \quad (\text{EC.24})$$

Therefore, we have $IF_\theta(\xi) = -(\nabla_\theta \mathbb{E}_{\mathbb{P}^*}[\psi(\theta; \xi)])^{-1} \psi(\theta; \xi)$, $\widehat{IF}_\theta(\xi) = -((\mathbb{E}_{\hat{\mathbb{P}}_n}[\nabla_\theta \psi(\hat{\theta}; \xi)])^{-1} \psi(\hat{\theta}; \xi))$. We show $IF_\theta(\cdot)$ and $\widehat{IF}_\theta(\cdot)$ satisfy Assumptions 4 and 5. This is because:

$$\begin{aligned} \mathbb{E}_{\mathcal{D}_n}[\|\widehat{IF}_\theta(\xi)\|_2^2] &= \mathbb{E}_{\mathcal{D}_n}[(\mathbb{E}_{\hat{\mathbb{P}}_n}[\nabla_\theta \psi(\hat{\theta}; \xi)])^{-2} \psi(\hat{\theta}; \xi) \psi(\hat{\theta}; \xi)^\top] \\ &= \mathbb{E}_{\mathcal{D}_n}[(\mathbb{E}_{\mathbb{P}^*}[\nabla_\theta \psi(\hat{\theta}; \xi)])^{-2} \psi(\hat{\theta}; \xi) \psi(\hat{\theta}; \xi)^\top] + o(1) \\ &= \mathbb{E}_{\mathcal{D}_n}[(\mathbb{E}_{\mathbb{P}^*}[\nabla_\theta \psi(\theta^*; \xi)])^{-2} \psi(\theta^*; \xi) \psi(\theta^*; \xi)^\top] + o(1) \end{aligned}$$

where the second equality follows by $\mathbb{E}_{\mathcal{D}_n}[\|\mathbb{E}_{\hat{\mathbb{P}}_n}[\nabla_\theta \psi(\hat{\theta}; \xi)] - \mathbb{E}_{\mathbb{P}^*}[\nabla_\theta \psi(\hat{\theta}; \xi)]\|] = o(1)$ by the law of large number. The third equality follows by the fact that $\psi(\theta; \xi)$ and $\nabla_\theta \psi(\theta; \xi)$ are both continuously differentiable with respect to θ around θ^* and $\mathbb{E}_{\mathcal{D}_n}[\|\hat{\theta} - \theta^*\|_2^2] \rightarrow 0$. Then the expression of \hat{A}_c in Corollary 4 is obtained through a direct plug-in of the empirical influence function $\widehat{IF}_\theta(\cdot)$ here. \square

EC.3.2. IEO and E2E in Section 4.2

ASSUMPTION EC.2 (Additional Conditions of IEO). For an open set Θ , we have:

1. *Consistency condition:* $\sup_\theta |\mathbb{E}_{\hat{\mathbb{P}}_n}[h(x^*(\theta); \xi)] - \mathbb{E}_{\mathbb{P}^*}[h(x^*(\theta); \xi)]| \xrightarrow{P} 0$; $\forall \epsilon > 0$, $\inf_{\theta \in \Theta, \|\theta - \theta^*\| \geq \epsilon} \mathbb{E}_{\mathbb{P}^*}[h(x^*(\theta); \xi)] > \mathbb{E}_{\mathbb{P}^*}[h(x^*(\theta^*); \xi)]$.
2. *Regularity condition:* For any θ_1, θ_2 in a neighborhood of θ^* , there exists a measurable function K with $\mathbb{E}_{\mathbb{P}^*}[K^2(\xi)] < \infty$ such that $|h(x^*(\theta_1); \xi) - h(x^*(\theta_2); \xi)| \leq K(\xi) \|\theta_1 - \theta_2\|$.

ASSUMPTION EC.3 (Estimated Influence Function Condition of IEO). $\nabla_{\theta\theta}^2 h(x^*(\theta); \xi)$ is positive definite for any $\theta \in \Theta$.

Proof of Corollary 5. For the first part with respect to the conclusions in Theorem 1, following Assumptions 2 and 8, the consistency condition holds $\hat{\theta} \xrightarrow{P} \theta^*$. Then from Assumption EC.2, applying Theorem 5.23 in Van der Vaart (2000) for M -estimators and comparing with the form of influence function in Assumption 4, we obtain:

$$IF_{\theta^*}(\xi) = -[\nabla_{\theta\theta}^2 \mathbb{E}_{\mathbb{P}^*}[h(x^*(\theta^*); \xi)]]^{-1} \nabla_\theta h(x^*(\theta^*); \xi). \quad (\text{EC.25})$$

And the sequence $\sqrt{n}(\hat{\theta} - \theta^*)$ is asymptotically normal, which verifies that Assumption 4 holds. Plugging this back into the result of Theorem 1, we obtain $A_c = \frac{1}{n} \text{Tr}[I_h(\theta^*)^{-1} J_h(\theta^*)]$ for $I_h(\theta) = \nabla_{\theta\theta}^2 \mathbb{E}_{\mathbb{P}^*}[h(x^*(\theta); \xi)]$ and $J_h(\theta) = \mathbb{E}_{\mathbb{P}^*}[\nabla_\theta h(x^*(\theta); \xi) \nabla_\theta h(x^*(\theta); \xi)^\top]$, which shows that the first part of Corollary 5 holds.

For the second part with respect to the conclusions in Theorem 2, when Assumptions 2 and EC.3 hold, we consider the following empirical influence function:

$$\widehat{IF}_\theta(\xi_i) = -\left[\frac{1}{n} \sum_{i=1}^n \nabla_{\theta\theta}^2 h(x^*(\hat{\theta}); \xi_i)\right]^{-1} \nabla_\theta h(x^*(\hat{\theta}); \xi_i), \quad (\text{EC.26})$$

and then verify that this empirical estimator satisfies the consistency assumption in Assumption 5. To see this, denoting $B(\theta) = \nabla_{\theta} h(x^*(\theta); \xi)$, $A(\theta) = \frac{1}{n} \sum_{i=1}^n \nabla_{\theta\theta}^2 h(x^*(\theta); \xi_i)$, we have: $B(\hat{\theta}) = B(\theta^*) + O(\|\hat{\theta} - \theta^*\|_2)$, $A(\hat{\theta}) = A(\theta^*) + O(\|\hat{\theta} - \theta^*\|_2)$. From Assumption EC.2, we have: $(A(\hat{\theta}))^{-2} = (A(\theta^*))^{-2} + O(\|\hat{\theta} - \theta^*\|_2)$. Therefore, we obtain: $\mathbb{E}_{\mathcal{D}_n}[B(\hat{\theta})^{\top} A(\hat{\theta})^{-2} B(\hat{\theta})] = \mathbb{E}_{\mathcal{D}_n}[B(\theta^*)^{\top} A(\theta^*)^{-2} B(\theta^*)] + o(1) = B(\theta^*)^{\top} \mathbb{E}_{\mathcal{D}_n}[A(\theta^*)^{-2}] B(\theta^*)$. Furthermore, notice that: $\|\widehat{IF}_{\hat{\theta}}(\xi)\|_2^2 = B(\hat{\theta})^{\top} A(\hat{\theta})^{-2} B(\hat{\theta})$ and $\|IF_{\theta^*}(\xi)\|_2^2 = B(\theta^*)^{\top} (\mathbb{E}_{\mathbb{P}^*}[\nabla_{\theta\theta}^2 h(x^*(\theta^*); \xi)])^{-2} B(\theta^*) = B(\theta^*)^{\top} \mathbb{E}_{\mathcal{D}_n}[A(\theta^*)^{-2}] B(\theta^*) + o(1)$. Therefore, we have: $\mathbb{E}_{\mathcal{D}_n}[\|\widehat{IF}_{\hat{\theta}}(\xi)\|_2^2] = \|IF_{\theta^*}(\xi)\|_2^2 + o(1)$ such that the empirical influence function estimator satisfies Assumption 5.

Then, plugging (EC.26) into \hat{A}_c in Theorem 2, since \hat{A}_c is a scale, we have:

$$\begin{aligned} \hat{A}_c &= \frac{1}{n^2} \sum_{i=1}^n \nabla_{\theta} h(x^*(\hat{\theta}); \xi_i)^{\top} \left[\frac{1}{n} \sum_{i=1}^n \nabla_{\theta\theta}^2 h(x^*(\hat{\theta}); \xi_i) \right]^{-1} \nabla_{\theta} h(x^*(\hat{\theta}); \xi_i) \\ &= \text{Tr} \left[\frac{1}{n^2} \sum_{i=1}^n \nabla_{\theta} h(x^*(\hat{\theta}); \xi_i)^{\top} \left[\frac{1}{n} \sum_{i=1}^n \nabla_{\theta\theta}^2 h(x^*(\hat{\theta}); \xi_i) \right]^{-1} \nabla_{\theta} h(x^*(\hat{\theta}); \xi_i) \right] \quad (\text{EC.27}) \\ &= \frac{1}{n} \text{Tr} \left[\left[\frac{1}{n} \sum_{i=1}^n \nabla_{\theta\theta}^2 h(x^*(\hat{\theta}); \xi_i) \right]^{-1} \frac{1}{n} \sum_{i=1}^n \nabla_{\theta} h(x^*(\hat{\theta}); \xi_i) \nabla_{\theta} h(x^*(\hat{\theta}); \xi_i)^{\top} \right], \end{aligned}$$

where the last equality follows by the fact that $\text{tr}(AB) = \text{tr}(BA)$ and linearity of the trace function.

□

EC.3.3. R-E2E and DR-E2E in Section 4.3

Proof of Corollary 6. The proof is the same as the standard E2E in Corollary 5 as long as we replace $h(x^*(\theta); \xi)$ there by $h(x^*(\theta); \xi) + \lambda R(x^*(\theta))$. □

For the DR-E2E case with d set by an f -divergence, we suppose the following assumption holds:

ASSUMPTION EC.4 (Conditions of f -divergence DRO, extracted from Lam (2021)).

We assume the following set of conditions holds under the optimization problem (7):

1. *Lagrangian Multiplier Condition:* $\inf_{\theta \in \Theta} \text{Var}_{\mathbb{P}^*}[h(x^*(\theta); \xi)] > 0$; $\forall \theta \in \Theta$, $\max_{d(\mathbb{Q}, \hat{\mathbb{P}}_n) \leq \epsilon} \mathbb{E}_{\mathbb{Q}}[h(x^*(\theta); \xi)] \neq \text{ess sup}_{\theta} \mathbb{E}_{\hat{\mathbb{P}}_n} h(x^*(\theta); \xi)$. Besides, the following optimization problem has a unique solution $(\hat{\theta}, \hat{\alpha}, \hat{\beta})$ satisfying KKT condition with $\hat{\theta}$ in the interior of Θ :

$$\min_{\theta \in \Theta, \alpha \geq 0, \beta \in \mathbb{R}} \left(\alpha \mathbb{E}_{\hat{\mathbb{P}}_n} \left[f^* \left(\frac{h(x^*(\theta); \xi) - \beta}{\alpha} \right) \right] \right) + \alpha \epsilon + \beta.$$

2. *First-order Optimality Condition:* θ^* is the solution to $\nabla_{\theta} \mathbb{E}_{\mathbb{P}^*}[h(x^*(\theta); \xi)] = 0$ and $\inf_{\theta \in \Theta: \|\theta - \theta^*\| \geq \epsilon} \|\nabla_{\theta} \mathbb{E}_{\mathbb{P}^*}[h(x^*(\theta); \xi)]\| > 0, \forall \epsilon > 0$.
3. *Regularity Condition:* $h(x^*(\theta); \xi)$ and $\nabla_{\theta} h(x^*(\theta); \xi)$ are uniformly bounded over $\theta \in \Theta$ and $\xi \in \Xi$. And $\|\nabla_{\theta} h(x^*(\theta_1); \xi) - \nabla_{\theta} h(x^*(\theta_2); \xi)\| \leq K(\xi) \|\theta_1 - \theta_2\|$ with $\mathbb{E}_{\mathbb{P}^*}[K^2(\xi)] < \infty$. $\nabla_{\theta\theta}^2 h(x^*(\theta); \xi)$ is positive definite for any $\theta \in \Theta$.

4. *Function Complexity:* $\{h(x^*(\theta); \cdot), \theta \in \Theta\}, \{h^2(x^*(\theta); \cdot), \theta \in \Theta\}, \{\nabla_\theta h(x^*(\theta); \cdot), \theta \in \Theta\}$ are Glivenko-Cantelli. And Donsker property holds for $\{(f^*)'(\alpha h(x^*(\theta); \cdot) - \beta) \nabla_\theta h(x^*(\theta); \cdot) : 0 \leq \|\theta - \theta^*\|, \alpha, \beta \leq \delta\}$.

The following lemma simply generalizes the result from $h(x^*; \cdot)$ in Lam (2021) to a model-based version $h(x^*(\theta); \cdot)$.

LEMMA EC.4 (Extracted from Theorem 4 in Lam (2021)). Recall $\hat{\theta}$ from (7) and $\theta^* \in \arg \min_\theta \mathbb{E}_{\mathbb{P}^*}[h(x^*(\theta); \xi)]$. Suppose Assumptions 2, 1, 3 and EC.4 hold. Then we have:

$$\begin{aligned} \hat{\theta} - \theta^* &= \frac{1}{n} \sum_{i=1}^n IF_{\theta^*}(\xi_i) - \sqrt{\epsilon(f^*)''(0)} (\nabla_{\theta\theta}^2 \mathbb{E}_{\mathbb{P}^*}[h(x^*(\theta^*); \xi)])^{-1} \frac{\text{Cov}_p(h(x^*(\theta^*), \xi), \nabla_\theta h(x^*(\theta^*), \xi))}{\sqrt{\text{Var}_{\mathbb{P}^*}[h(x^*(\theta^*); \xi)]}} \\ &\quad + o_p\left(\frac{1}{\sqrt{n}} + \sqrt{\epsilon}\right), \end{aligned} \tag{EC.28}$$

where the $IF_{\theta^*}(\xi)$ is the same as that in the empirical optimization, i.e. (EC.25).

Proof of Corollary 7. From Lemma EC.4, denoting another new limiting point of $\hat{\theta}$ as:

$$\theta_\epsilon^* := \theta^* - \sqrt{\epsilon(f^*)''(0)} (\mathbb{E}_{\mathbb{P}^*}[\nabla_{\theta\theta}^2 h(x^*(\theta); \xi)])^{-1} \frac{\text{Cov}_p(h(x^*(\theta^*), \xi), \nabla_\theta h(x^*(\theta^*), \xi))}{\sqrt{\text{Var}_{\mathbb{P}^*}[h(x^*(\theta^*); \xi)]}}, \tag{EC.29}$$

where we set such θ_ϵ^* since we want to follow the form of $\hat{\theta} - \theta^*$ satisfies Assumption 4. Then we consider the asymptotic limit between $\hat{\theta}$ and θ_ϵ^* throughout the proofs of Theorem 1 and Corollary 5. If we set $\epsilon = O(\frac{1}{n})$ in (EC.28) and (EC.29), then:

$$\hat{\theta} - \theta_\epsilon^* = \frac{1}{n} \sum_{i=1}^n IF_{\theta^*}(\xi_i) + o_p\left(\frac{1}{\sqrt{n}}\right).$$

Since the influence function form is the same as that in the empirical optimization and the difference between these two limit point is small $\mathbb{E}[\|\theta_\epsilon^* - \theta^*\|_2^2] = O(1/n)$. Then we can use the same estimated influence function $\widehat{IF}_{\hat{\theta}}(\xi)$ and obtain the same bias term as that in Corollary 5. \square

EC.3.4. Constrained E2E in Section 4.4

ASSUMPTION EC.5 (Conditions of Constrained Problem). Denoting $Z(\theta) = \mathbb{E}_{\mathbb{P}^*}[h(x^*(\theta); \xi)]$, we assume the following under the optimization problem (8):

1. *Lagrangian Optimality Condition:* For each $\theta \in \Theta$, the solution $x^*(\theta)$ to (8) solves the problem:

$$\nabla_\theta Z(\theta) + \sum_{j \in B_\theta} \alpha_j(\theta) \nabla_\theta g_j(x^*(\theta)) = 0,$$

where $\alpha_j(\theta) > 0$ are the Lagrange multipliers and B shows the index of binding active set of constraints. $\{\nabla_\theta Z(\theta)\} \cup \{\nabla_\theta g_j(x^*(\theta))\}_{j \in B}$ are linearly independent $\forall \theta \in \Theta$. $\alpha_j(\theta), g_j(x^*(\theta))$ is twice differentiable with respect to θ with θ^* . Besides, for the optimal solution $x^*(\theta^*)$, we denote B without subscript to be the corresponding active constraints and $\alpha_j^* = \alpha_j(\theta^*)$. Furthermore, $\nabla_{\theta\theta}^2 Z(\theta^*) + \sum_{j \in B} \alpha_j^* \nabla_{\theta\theta}^2 g_j(x^*(\theta^*))$ is positive definite and $\alpha(\theta) g_j(x^*(\theta)) = 0, \forall j \in B$.

2. *Active Binding Constraints*: The given data-driven solution $x^*(\hat{\theta})$ satisfies $g_j(x^*(\hat{\theta})) = 0, \forall j \in B$ almost surely.
3. *Linear Independence Constraint Qualification (LICQ)*: $-Z(\theta^*)$ is a relative interior point of $\{v : v^\top(\theta - \theta^*) \leq 0, \forall \theta \in \Theta\}$.
4. *Regularity Condition*: $Z(x^*(\theta))$ is convex in θ . And there exists $C_1 > 0$ such that:

$$\|\nabla_\theta Z(\theta) - \nabla_\theta Z(\theta^*)\| \leq C_1 \|\theta - \theta^*\|.$$

And there exists $C_2, \varepsilon > 0$ such that $\forall \|\theta - \theta^*\| \leq \varepsilon$:

$$\|\nabla_\theta Z(\theta) - \nabla_\theta Z(\theta^*) - \nabla_{\theta\theta}^2 Z(\theta^*)(\theta - \theta^*)\| \leq C_2 \|\theta - \theta^*\|^2.$$

And there exists $C_3 > 0$ such that $\forall \theta \in \Theta$:

$$\mathbb{E}_{\mathbb{P}^*} [\|\nabla_\theta h(x^*(\theta); \xi) - \nabla_\theta h(x^*(\theta^*); \xi)\|^2] \leq C_3 \|x^*(\theta) - x^*(\theta^*)\|^2.$$

5. *Recovery Condition*: Denote the constrained set matrix $P = I - C^\top (CC^\top)^\dagger C$ and $C \in \mathbb{R}^{|B| \times D_\theta}$ denotes the matrix with rows $\{\nabla g_j(x^*(\theta^*))^\top : g_j(x^*(\theta^*)) = 0\}$. For the empirical multiplier $\alpha_j(\hat{\theta})$ and the empirical matrix \hat{P} defined in Corollary 8, we have:

$$\begin{aligned} \alpha_j(\hat{\theta}) &\stackrel{a.s.}{\rightarrow} \alpha_j^*, \quad \hat{P} \stackrel{a.s.}{\rightarrow} P, \\ \hat{P}(\hat{I}_{h,\alpha}(\hat{\theta}))^\dagger \hat{P} &= P(I_{h,\alpha}(\theta^*))^\dagger P + O(|\hat{\theta} - \theta|), \end{aligned}$$

where $I_{h,\alpha}(\theta^*) = \nabla_{\theta\theta}^2 Z(x^*(\theta^*)) + \sum_{j \in B} \alpha_j^* \nabla_{\theta\theta}^2 g_j(x^*(\theta^*))$.

Proof of Corollary 8. Since Assumption EC.5 holds, we can apply Proposition 1 and Corollary 1 in Duchi and Ruan (2021), where we can illustrate the influence function behavior of $x^*(\hat{\theta})$ under active constraints to be:

$$\hat{\theta} - \theta^* = -P(I_{h,\alpha}(\theta^*))^\dagger P \left(\frac{1}{n} \sum_{i=1}^n \nabla_\theta h(x^*(\theta^*); \xi_i) \right) + o_p \left(\frac{1}{\sqrt{n}} \right).$$

Comparing it with the condition in Assumption 4, the influence function for the constrained optimization under this problem is:

$$IF_{\theta^*}(\xi_i) = -P(I_{h,\alpha}(\theta^*))^\dagger P \nabla_\theta h(x^*(\theta^*); \xi_i).$$

And the estimated influence function is:

$$\widehat{IF}_{\hat{\theta}}(\xi) = -\hat{P}(\hat{I}_{h,\hat{\alpha}}(\hat{\theta}))^\dagger \hat{P} \nabla_\theta h(x^*(\hat{\theta}); \xi).$$

We verify \hat{IF} satisfies Assumption 5. Denote $B(\theta; \alpha, P) := P(\hat{I}_{h,\alpha}(\theta))^\dagger P$. Then we have:

$$\begin{aligned} \mathbb{E}[\|\hat{IF}_{\hat{\theta}}(\xi)\|_2^2] &= \mathbb{E}[\|B(\hat{\theta}; \alpha^*, \hat{P})\nabla_{\theta}h(x^*(\hat{\theta}); \xi)\|_2^2] + o(1) \\ &= \mathbb{E}[\|B(\theta^*; \alpha^*, P)\nabla_{\theta}h(x^*(\theta^*); \xi)\|_2^2] + o(1) \\ &= \mathbb{E}[\|P(I_{h,\alpha}(\theta^*))^\dagger P\nabla_{\theta}h(x^*(\theta^*); \xi)\|_2^2] + o(1) = IF_{\theta^*}(\xi) + o(1), \end{aligned}$$

where the second equality follows by $B(\hat{\theta}; \alpha, \hat{P}) = B(\theta^*; \alpha^*, P) + O(|\hat{\theta} - \theta^*|)$ from Assumption EC.5 and the third equality follows by $\mathbb{E}_{\hat{\mathbb{P}}_n}[\nabla_{\theta\theta}^2 h(x^*(\theta^*); \xi)] \xrightarrow{a.s.} \mathbb{E}_{\mathbb{P}^*}[\nabla_{\theta\theta}^2 h(x^*(\theta^*); \xi)]$. To obtain the bias formula of \hat{A}_c , plugging the empirical influence function form back into Theorem 2, we have:

$$\begin{aligned} \hat{A}_c &= \frac{1}{n^2} \sum_{i=1}^n \nabla_{\theta}h(x^*(\hat{\theta}); \xi_i)^\top \hat{P}(\hat{I}_{h,\hat{\alpha}}(\hat{\theta}))^\dagger \hat{P} \nabla_{\theta}h(x^*(\hat{\theta}); \xi_i) \\ &= \frac{1}{n^2} \text{Tr} \left[\sum_{i=1}^n \nabla_{\theta}h(x^*(\hat{\theta}); \xi_i)^\top \hat{P}(\hat{I}_{h,\hat{\alpha}}(\hat{\theta}))^\dagger \hat{P} \nabla_{\theta}h(x^*(\hat{\theta}); \xi_i) \right] \\ &= \frac{1}{n} \text{Tr} \left[\hat{P}(I_{h,\hat{\alpha}}(\hat{\theta}))^\dagger \hat{P} \cdot \frac{1}{n} \sum_{i=1}^n \nabla_{\theta}h(x^*(\hat{\theta}); \xi_i) \nabla_{\theta}h(x^*(\hat{\theta}); \xi_i)^\top \right], \end{aligned}$$

where the second equality above follows the property of the trace. Then we obtain the corresponding estimated bias term. \square

EC.4. Further Assumptions and Proofs in Section 6

EC.4.1. Further Assumptions and Proofs in Section 6.1

ASSUMPTION EC.6. *The domain Θ is bounded. And $\forall \theta \in \Theta$, we have: $\mathbb{E}[(\frac{1}{n} \sum_{i=1}^n h(x^*(\theta); \xi_i) - Z(x^*(\theta)))^\gamma] = O(n^{-\gamma/2})$ for $\gamma = 2, 3$.*

The second condition in Assumption EC.6 is the moment convergence version of the central limit theorem of $\frac{1}{n} \sum_{i=1}^n h(x^*(\theta); \xi_i) - Z(x^*(\theta))$.

Before we delve into the main proof of Theorem 4, we first present the following lemmas:

LEMMA EC.5. *Suppose the same conditions in Theorem 2 and Assumption EC.6 hold, we have: $\mathbb{E}[(Z(x^*(\hat{\theta})) - Z(x^*(\theta^*)))^\gamma] = O(n^{-\gamma}), \forall \gamma$;*

Proof of Lemma EC.5. This is a result following the key proofs in Lam (2021) and Elmachtoub et al. (2023) in deriving the performance gap such that: $Z(x^*(\hat{\theta})) - Z(x^*(\theta^*)) = C\|\hat{\theta} - \theta^*\|^2 + o_p(\|\hat{\theta} - \theta^*\|^2)$. Then the result follows by Assumption 4 such that: $\mathbb{E}[\|\hat{\theta} - \theta\|_2^{2\gamma}] = O(n^{-\gamma})$ by asymptotic normality. \square

LEMMA EC.6. *Suppose the same conditions in Theorem 2 and Assumption EC.6 hold. We have: $\mathbb{E}[(Z(x^*(\hat{\theta})) - Z(x^*(\theta^*))) (\hat{A}_o - Z(x^*(\hat{\theta})))^\gamma] = o(1/n)$ for $\gamma = 1, 2$.*

Proof of Lemma EC.6. This result follows by the Holder inequality such that for $\gamma = 1, 2$:

$$\mathbb{E}[Z(x^*(\hat{\theta})) - Z(x^*(\theta^*))](\hat{A}_o - Z(x^*(\hat{\theta})))^\gamma \leq (\mathbb{E}[(Z(x^*(\hat{\theta})) - Z(x^*(\theta^*)))^{1+\frac{1}{\gamma}}])^{\frac{\gamma}{\gamma+1}} (\mathbb{E}[(\hat{A}_o - Z(x^*(\hat{\theta})))^{\gamma+1}])^{\frac{1}{\gamma+1}}.$$

Then we apply Lemma EC.5 and Assumption EC.6 to bound each term on the right-hand side above respectively. \square

LEMMA EC.7. *For the variance estimator $\hat{\sigma}^2 = \frac{1}{n} \sum_{i=1}^n (h(x^*(\hat{\theta}); \xi_i) - \hat{A}_o)^2$, we have: $\mathbb{E}[\hat{\sigma}^2] = \mathbb{E}[(\hat{A}_o - Z(x^*(\hat{\theta})))^2] + o(1) = \mathbb{E}[(h(x^*(\theta^*); \xi) - Z(x^*(\theta^*)))^2] + o(1)$.*

This result of Lemma EC.7 follows the same idea as in Proposition 1 (iii) from Bayraksan and Morton (2006) since $\hat{\theta} \xrightarrow{P} \theta^*$ with probability 1 and the uniform convergence result there still applies.

Proof of Theorem 4. In the following, we assume the equalities are equivalent ignoring terms of order $o(1/n)$. We take a second-order Taylor expansion with the Peano remainder for the difference $u(Z(x^*(\hat{\theta}))) - u(\hat{A}_o)$:

$$\begin{aligned} & \mathbb{E}[u(Z(x^*(\hat{\theta}))) - u(\hat{A}_o)] \\ &= \mathbb{E}[u'(\hat{A}_o)(Z(x^*(\hat{\theta})) - \hat{A}_o)] + \frac{1}{2} \mathbb{E}[u''(\hat{A}_o)(Z(x^*(\hat{\theta})) - \hat{A}_o)^2] + o(|\hat{A}_o - Z(x^*(\hat{\theta}))|^2). \\ &\stackrel{(a)}{=} \mathbb{E}\left[u'(Z(x^*(\theta^*))) (Z(x^*(\hat{\theta})) - \hat{A}_o)\right] - \frac{1}{2} \mathbb{E}\left[u''(\hat{A}_o) (\hat{A}_o - Z(x^*(\hat{\theta})))^2\right] \\ &\stackrel{(b)}{=} \mathbb{E}\left[u'(Z(x^*(\theta^*))) (Z(x^*(\hat{\theta})) - \hat{A}_o)\right] - \frac{1}{2} \mathbb{E}\left[u''(Z(x^*(\theta^*))) (\hat{A}_o - Z(x^*(\hat{\theta})))^2\right] \\ &= u'(Z(x^*(\theta^*))) \mathbb{E}[Z(x^*(\hat{\theta})) - \hat{A}_o] - \frac{1}{2} u''(Z(x^*(\theta^*))) \mathbb{E}[(\hat{A}_o - Z(x^*(\hat{\theta})))^2] \\ &\stackrel{(c)}{=} u'(Z(x^*(\theta^*))) A_c - \frac{1}{2} u''(Z(x^*(\theta^*))) \mathbb{E}[(h(x^*(\theta^*); \xi) - Z(x^*(\theta^*)))^2] \\ &\stackrel{(d)}{=} u'(Z(x^*(\theta^*))) \mathbb{E}[\hat{A}_c] - \frac{1}{2n} u''(Z(x^*(\theta^*))) \mathbb{E}[\hat{\sigma}^2] \\ &\stackrel{(e)}{=} \mathbb{E}[u'(\hat{A}_o) \hat{A}_c] - \frac{1}{2n} \mathbb{E}[u''(\hat{A}_o) \hat{\sigma}^2]. \end{aligned} \tag{EC.30}$$

Notice that (a) above follows from:

$$u'(\hat{A}_o) = u'(Z(x^*(\theta^*))) - u''(\hat{A}_o)(Z(x^*(\theta^*)) - \hat{A}_o) + o(|Z(x^*(\theta^*)) - \hat{A}_o|).$$

And then $\mathbb{E}[(Z(x^*(\theta^*)) - \hat{A}_o)(Z(x^*(\hat{\theta})) - \hat{A}_o)] = \mathbb{E}[(Z(x^*(\hat{\theta})) - \hat{A}_o)^2] + o(1/n)$ from Lemma EC.6. And the remaining terms can be ignored since $\mathbb{E}[(\hat{A}_o - Z(x^*(\hat{\theta})))^2] = O(1/n)$ from Lemma EC.5. Then, (b) above in (EC.30) follows from the fact that g'' is continuous such that $|u''(\hat{A}_o) - u''(Z(x^*(\theta^*)))| = O(|\hat{A}_o - Z(x^*(\theta^*))|)$. Then $\mathbb{E}[(\hat{A}_o - Z(x^*(\theta^*)))(Z(x^*(\hat{\theta})) - \hat{A}_o)^2] = o(1/n)$ following Lemma EC.5 and Lemma EC.6. (c) above in (EC.30) follows from Theorem 1 and Lemma EC.7 respectively. And (d) follows by $\mathbb{E}[\hat{A}_c] = A_c + o(\frac{1}{n})$ from Theorem 2. The final step (e) in (EC.30) follows by noticing that $\mathbb{E}[(\hat{A}_o - Z(x^*(\theta^*)))^2] = O(1/n)$ such that we can replace $u'(Z(x^*(\theta^*)))$ and $u''(Z(x^*(\theta^*)))$ with $u'(\hat{A}_o)$ and $u''(\hat{A}_o)$ without changing the bias order $o(\frac{1}{n})$ since $\mathbb{E}[\hat{\sigma}^2] =$

$n\mathbb{E}[(\hat{A}_o - Z(x^*(\hat{\theta})))^2] + o(1)$. Therefore, $\hat{A}_u := u(\hat{A}_o) + u'(\hat{A}_o)\hat{A}_c - \frac{1}{2n}u''(\hat{A}_o)\hat{\sigma}^2$ debiases the decision performance up to $o(1/n)$. \square

Proof of Corollary 9. Recall Corollary 2, we have: $\mathbb{E}[\hat{A}_{loocv}] = A + o(\frac{1}{n})$. Similarly, we take the second-order Taylor expansion while ignoring the term of order $o(\frac{1}{n})$:

$$\begin{aligned}
& \mathbb{E}[u(Z(x^*(\hat{\theta}))) - u(\hat{A}_{loocv})] \\
&= \mathbb{E}[u'(\hat{A}_{loocv})(Z(x^*(\hat{\theta})) - \hat{A}_{loocv})] + \frac{1}{2}\mathbb{E}[u''(\hat{A}_{loocv})(Z(x^*(\hat{\theta})) - \hat{A}_{loocv})^2] + o(\mathbb{E}[(\hat{A}_{loocv} - Z(x^*(\hat{\theta})))^2]) \\
&\stackrel{(a)}{=} \mathbb{E}[u'(Z(x^*(\theta^*))) (Z(x^*(\hat{\theta})) - \hat{A}_{loocv})] - \frac{1}{2}\mathbb{E}[u''(\hat{A}_{loocv})(Z(x^*(\hat{\theta})) - \hat{A}_{loocv})^2] \\
&\stackrel{(b)}{=} \mathbb{E}[u'(Z(x^*(\theta^*))) (Z(x^*(\hat{\theta})) - \hat{A}_{loocv})] - \frac{1}{2}\mathbb{E}[u''(Z(x^*(\theta^*))) (Z(x^*(\hat{\theta})) - \hat{A}_{loocv})^2] \\
&\stackrel{(c)}{=} u'(Z(x^*(\theta^*))) (A - \mathbb{E}[\hat{A}_{loocv}]) - \frac{1}{2n}u''(Z(x^*(\theta^*)))\mathbb{E}[\hat{\sigma}_{loocv}^2],
\end{aligned} \tag{EC.31}$$

where the first two equalities (a)(b) follow the same arguments as in (EC.30). The last equality (c) is due to the following chain equality:

$$\begin{aligned}
\mathbb{E}[(Z(x^*(\hat{\theta})) - \hat{A}_{loocv})^2] &= \mathbb{E}[(Z(x^*(\theta^*)) - A)^2] + o(1) = (1/n)\text{Var}[h(x^*(\theta^*); \xi)] + o(1) \\
&= (1/n)\mathbb{E}[\hat{\sigma}_{loocv}^2] + o(1). \quad \square
\end{aligned}$$

EC.4.2. Proofs in Section 6.2

To show Proposition 1, we consider a more general case than Assumption 4, where we express a second-order bias term of order $O(\frac{1}{n})$ for the estimation of $\hat{\theta}$. This gives a more general bias result:

ASSUMPTION EC.7 (Augmented Statistical Properties of Parameter). *Assumption 4 holds and $\mathbb{E}[\hat{\theta} - \theta^*] = C(\mathbb{P}^*, \theta^*)/n + o(1/n)$ for some $C(\mathbb{P}^*, \theta^*) \in (0, \infty)$.*

When $\mathbb{E}[\hat{\theta}] = \theta$, this result reduces to Proposition 1. That is, $\hat{A}_p = \mathbb{E}_{\mathbb{P}_{\hat{\theta}}}[h(x^*(\hat{\theta}); \xi)] + \frac{1}{2n}\text{Tr}[I_h(\hat{\theta})\Psi(\hat{\theta})]$.

PROPOSITION EC.1 (Augmented Parametric-OIC). *If $\mathbb{P}^* = \mathbb{P}_{\theta^*} \in \mathcal{P}_{\Theta}$, and we obtain $x^*(\hat{\theta})$ from Definition 1(a)(1) and $\nabla_{\theta} \neq 0$. Suppose the same conditions in Theorem 1 and optimality condition (Assumption 9) holds. Then:*

$$\hat{A}_p = \mathbb{E}_{\mathbb{P}_{\hat{\theta}}}[h(x^*(\hat{\theta}); \xi)] + \frac{1}{2n}\text{Tr}[I_h(\hat{\theta})\Psi(\hat{\theta})] - \frac{\nabla_{\theta} \left(\mathbb{E}_{\mathbb{P}_{\hat{\theta}}}[h(x^*(\hat{\theta}); \xi)] \right)^{\top} C(\mathbb{P}^*, \theta^*)}{n} \tag{EC.32}$$

satisfies $\mathbb{E}[\hat{A}_p] = A + o(\frac{1}{n})$, where the definition of $I_h(\theta)$ is the same as in Corollary 5.

If $\hat{\theta}$ is an unbiased estimator of θ^* , i.e., $\mathbb{E}[\hat{\theta}] = \theta^*$, then $C(\mathbb{P}^*, \theta^*) = 0$ in Assumption EC.7. This Assumption EC.7 holds for general moment estimation problem as follows:

EXAMPLE EC.1 (MOMENT METHODS EXTRACTED FROM RILSTONE ET AL. (1996)).

Suppose the parameters $\hat{\theta}$ and θ^* are attained by $\mathbb{E}_{\mathbb{P}_n}[\psi(\theta; \xi)] = 0$ and $\mathbb{E}_{\mathbb{P}^*}[\psi(\theta; \xi)] = 0$ respectively. If ψ is third continuously differentiable with respect to θ , then:

$$\hat{\theta} - \theta^* = a_{-1/2} + a_{-1} + o_p\left(\frac{1}{n}\right), \quad (\text{EC.33})$$

where $a_{-1/2} = -Q\mathbb{E}_{\mathbb{P}_n}[\psi(\theta^*; \xi)] = O_p(n^{-\frac{1}{2}})$, $a_{-1} = -QVa_{-1/2} - \frac{1}{2}QH[a_{-1/2} \otimes a_{-1/2}] = O_p(n^{-1})$, and $Q = (\mathbb{E}_{\mathbb{P}^*}[\nabla_{\theta}\psi(\theta^*; \xi)])^{-1}$, $V = \mathbb{E}_{\mathbb{P}_n}[\nabla_{\theta}\psi(\theta^*; \xi)] - \mathbb{E}_{\mathbb{P}^*}[\nabla_{\theta}\psi(\theta^*; \xi)]$, and $H = \mathbb{E}_{\mathbb{P}^*}[\nabla_{\theta\theta}^2\psi(\theta^*; \xi)]$, \otimes represents the Kronecker product.

Proof of Proposition EC.1. Throughout this proof, we abbreviate $x^*(\hat{\theta})$ (or $x^*(\theta^*)$) as \hat{x} (or x^*) respectively since we only consider the decision under the parametric distribution $\mathbb{P}_{\hat{\theta}}$ (or \mathbb{P}_{θ^*}). We have $\mathbb{E}[\|\hat{x} - x^*\|_2^2] = O(\mathbb{E}[\|\hat{\theta} - \theta^*\|_2^2]) = O\left(\frac{1}{n}\right)$ from Assumptions 1, 4.

We first decompose the target quantity of evaluation as:

$$\begin{aligned} \mathbb{E}_{\mathcal{D}_n} \mathbb{E}_{\mathbb{P}^*}[h(\hat{x}; \xi)] &= \mathbb{E}_{\mathcal{D}_n} \mathbb{E}_{\mathbb{P}_{\hat{\theta}}}[h(\hat{x}; \xi)] + \mathbb{E}_{\mathcal{D}_n} \mathbb{E}_{\mathbb{P}_{\hat{\theta}}}[h(x^*; \xi) - h(\hat{x}; \xi)] \\ &\quad + \mathbb{E}_{\mathcal{D}_n} \mathbb{E}_{\mathbb{P}^*}[h(\hat{x}; \xi) - h(x^*; \xi)] + \left(\mathbb{E}_{\mathbb{P}^*}[h(x^*; \xi)] - \mathbb{E}_{\mathcal{D}_n} \mathbb{E}_{\mathbb{P}_{\hat{\theta}}}[h(x^*; \xi)]\right) \end{aligned} \quad (\text{EC.34})$$

In the decomposition above, the second and third terms on the right-hand side of (EC.34) involve the difference between $\hat{x} - x^*$, where the fourth term on the right-hand side of (EC.34) captures the effects of the downstream objective due to the distribution misspecification error. To calculate the bias, we analyze the other terms besides the first term on the right-hand side of (EC.34).

For the second term of the right-hand side in (EC.34), following a second-order Taylor expansion with Peano's remainder at the center \hat{x} for the function $\mathbb{E}_{\mathbb{P}_{\hat{\theta}}}[h(\cdot; \xi)]$, we expand $\mathbb{E}_{\mathbb{P}_{\hat{\theta}}}[h(\hat{x}; \xi)]$ as follows:

$$\begin{aligned} \mathbb{E}_{\mathbb{P}_{\hat{\theta}}}[h(x^*; \xi)] &= \mathbb{E}_{\mathbb{P}_{\hat{\theta}}}[h(\hat{x}; \xi)] + \left(\nabla_x \mathbb{E}_{\mathbb{P}_{\hat{\theta}}}[h(\hat{x}; \xi)]\right)^\top (x^* - \hat{x}) + \frac{1}{2}(x^* - \hat{x})^\top \left[\nabla_{xx}^2 \left(\mathbb{E}_{\mathbb{P}_{\hat{\theta}}}[h(\hat{x}; \xi)]\right)\right] (x^* - \hat{x}) \\ &\quad + o(\|x^* - \hat{x}\|^2) \\ &= \mathbb{E}_{\mathbb{P}_{\hat{\theta}}}[h(\hat{x}; \xi)] + \frac{1}{2}(x^* - \hat{x})^\top \left[\nabla_{xx}^2 \left(\mathbb{E}_{\mathbb{P}_{\hat{\theta}}}[h(x^*; \xi)]\right)\right] (x^* - \hat{x}) + o(\|x^* - \hat{x}\|^2), \end{aligned} \quad (\text{EC.35})$$

And the second equality follows by applying the first-order optimality condition from Assumption 9 such that $\nabla_x \mathbb{E}_{\mathbb{P}_{\hat{\theta}}}[h(\hat{x}; \xi)] = 0$. Then taking expectations, we have:

$$\mathbb{E}_{\mathcal{D}_n} \mathbb{E}_{\mathbb{P}_{\hat{\theta}}}[h(\hat{x}; \xi)] = \mathbb{E}_{\mathcal{D}_n} \mathbb{E}_{\mathbb{P}_{\hat{\theta}}}[h(x^*; \xi)] - \frac{1}{2} \mathbb{E}_{\mathcal{D}_n} \left[(\hat{x} - x^*)^\top \left(\nabla_{xx}^2 \mathbb{E}_{\mathbb{P}_{\hat{\theta}}}[h(x^*; \xi)] \right) (\hat{x} - x^*) \right] + o\left(\frac{1}{n}\right). \quad (\text{EC.36})$$

For the third term of the right-hand side in (EC.34), following the same step above and noticing that $\nabla_x \mathbb{E}_{\mathbb{P}_{\theta^*}}[h(x^*; \xi)] = 0$, we obtain:

$$\mathbb{E}_{\mathcal{D}_n} \mathbb{E}_{\mathbb{P}^*}[h(\hat{x}; \xi)] = \mathbb{E}_{\mathbb{P}^*}[h(x^*; \xi)] + \frac{1}{2} \mathbb{E}_{\mathcal{D}_n} \left[(\hat{x} - x^*)^\top \left(\nabla_{xx}^2 \mathbb{E}_{\mathbb{P}^*}[h(x^*; \xi)] \right) (\hat{x} - x^*) \right] + o\left(\frac{1}{n}\right). \quad (\text{EC.37})$$

We can further compute $\mathbb{E}[(\hat{x} - x^*)^\top (\nabla_{xx}^2 \mathbb{E}_{\mathbb{P}^*}[h(x^*; \xi)])(\hat{x} - x^*)] = \frac{1}{n} \text{Tr}[I_h(\theta^*)\Psi(\theta^*)] + o\left(\frac{1}{n}\right)$ by algebraic manipulation (i.e. $\nabla_\theta^\top x^*(\theta^*) \nabla_{xx}^2 \mathbb{E}_{\mathbb{P}^*}[h(x^*; \xi)] \nabla_\theta x^*(\theta^*) = \nabla_{\theta\theta}^2 \mathbb{E}_{\mathbb{P}^*}[h(x^*(\theta^*); \xi)]$).

For the fourth term of the right-hand side in (EC.34), denoting $u(\theta; x) = \mathbb{E}_{\mathbb{P}_\theta}[h(x; \xi)]$, then taking a second-order Taylor expansion over $u(\theta; x)$ at the center of θ^* , we have:

$$\begin{aligned} & \mathbb{E}_{\mathbb{P}^*}[h(x^*; \xi)] - \mathbb{E}_{\mathcal{D}_n} \mathbb{E}_{\mathbb{P}_{\hat{\theta}}}[h(x^*; \xi)] \\ &= u(\theta^*; x^*) - \mathbb{E}_{\mathcal{D}_n}[u(\hat{\theta}; x^*)] \\ &= -\mathbb{E}_{\mathcal{D}_n}[\hat{\theta} - \theta^*]^\top \nabla_\theta u(\theta^*; x^*) - \frac{1}{2} \mathbb{E}_{\mathcal{D}_n}[(\hat{\theta} - \theta^*)^\top \nabla_{\theta\theta}^2 u(\theta^*; x^*)(\hat{\theta} - \theta^*)] + o\left(\frac{1}{n}\right), \end{aligned}$$

where $\mathbb{E}_{\mathcal{D}_n}[\hat{\theta} - \theta^*] = \frac{C(\mathbb{P}^*, \theta^*)}{n} + o\left(\frac{1}{n}\right)$ from Assumption EC.7.

Furthermore from Lemma EC.2, one can see that:

$$\begin{aligned} \mathbb{E}_{\mathcal{D}_n}[(\hat{\theta} - \theta^*)^\top \nabla_{\theta\theta}^2 u(\theta^*; x^*)(\hat{\theta} - \theta^*)] &= \mathbb{E}_{\mathcal{D}_n}[(\hat{x} - x^*)^\top \mathbb{E}_{\mathbb{P}_{\theta^*}}[\nabla_{xx}^2 h(x^*; \xi)](\hat{x} - x^*)] \\ &= \frac{1}{n} \text{Tr}[I_h(\theta^*)\Psi(\theta^*)] + o\left(\frac{1}{n}\right). \end{aligned}$$

Combining all the arguments above into (EC.34), we have:

$$\begin{aligned} \mathbb{E}_{\mathcal{D}_n} \mathbb{E}_{\mathbb{P}^*}[h(\hat{x}; \xi)] &= \mathbb{E}_{\mathcal{D}_n} \mathbb{E}_{\mathbb{P}_{\hat{\theta}}}[h(\hat{x}; \xi)] + \mathbb{E}_{\mathcal{D}_n}[(\hat{x} - x^*)^\top \nabla_{xx}^2 \mathbb{E}_{\mathbb{P}_{\theta^*}}[h(x^*; \xi)](\hat{x} - x^*)] \\ &\quad - \frac{1}{2} \mathbb{E}_{\hat{\theta}}[(\hat{\theta} - \theta^*)^\top \nabla_{\theta\theta}^2 u(\theta^*; x^*)(\hat{\theta} - \theta^*)] - \nabla_\theta (\mathbb{E}_{\mathbb{P}_{\theta^*}}[h(x^*; \xi)]) \frac{C(\mathbb{P}^*, \theta^*)}{n} + o\left(\frac{1}{n}\right) \\ &= \mathbb{E}_{\mathcal{D}_n} \mathbb{E}_{\mathbb{P}_{\hat{\theta}}}[h(\hat{x}; \xi)] \\ &\quad + \frac{1}{2n} \text{Tr}[I_h(\theta^*)\Psi(\theta^*)] - \nabla_\theta (\mathbb{E}_{\mathbb{P}_{\theta^*}}[h(x^*(\theta^*); \xi)])^\top \frac{C(\mathbb{P}^*, \theta^*)}{n} + o\left(\frac{1}{n}\right). \end{aligned}$$

Furthermore, if we replace θ^* with $\hat{\theta}$ above, this does not affect the bias order of \hat{A}_p since $\mathbb{E}[\text{Tr}[I_h(\theta^*)\Psi(\theta^*)]] = \text{Tr}[I_h(\hat{\theta})\Psi(\hat{\theta})] + o\left(\frac{1}{n}\right)$. Then we obtain the result of Proposition EC.1. \square

Proof of Theorem 5. From Proposition EC.1 and the discussion in the main body, we have:

$$\mathbb{E}[\hat{A}_p] = \mathbb{E}_{\mathcal{D}_n} \mathbb{E}_{\mathbb{P}_{\hat{\theta}^*}}[h(x^*(\hat{\theta}); \xi)] + o(1/n).$$

Besides, from Theorem 2, we have:

$$\mathbb{E}[\hat{A}] = \mathbb{E}_{\mathcal{D}_n} \mathbb{E}_{\mathbb{P}^*}[h(x^*(\hat{\theta}); \xi)] + o(1/n).$$

Putting these two together, we obtain $\mathbb{E}[\hat{A} - \hat{A}_p] = \mathcal{E}(x^*(\hat{\theta}); \mathcal{P}_\Theta) + o(1/n)$. \square

EC.4.3. Proofs in Section 6.3

Proof of Proposition 2. For any data-driven solution, we decompose the true performance $A_{con} = \mathbb{E}_{\mathcal{D}_n} \mathbb{E}_z \mathbb{E}_{\mathbb{P}^*_{\xi|z}}[h(x^*(\hat{\theta}, z); \xi)]$ as:

$$A_{con} = A'_{con} + \mathbb{E}_z \mathbb{E}_{\mathbb{P}^*_{\xi|z}}[h(x^*(\theta^*); \xi_i)] - \frac{1}{n} \sum_{i=1}^n h(x^*(\theta^*, z_i); \xi_i)$$

where $A'_{con} = \mathbb{E}_{\mathcal{D}_n} \mathbb{E}_z \mathbb{E}_{\mathbb{P}^*_{\xi|z}} [h(x^*(\hat{\theta}, z); \xi) - h(x^*(\theta^*, z); \xi)] + \frac{1}{n} \sum_{i=1}^n h(x^*(\theta^*, z_i); \xi_i)$. It is easy to see that:

$$\begin{aligned} & \mathbb{E} \left[\frac{1}{n} \sum_{i=1}^n h(x^*(\theta^*, z_i); \xi_i) \right] - \mathbb{E}_z \mathbb{E}_{\mathbb{P}^*_{\xi|z}} [h(x^*(\theta^*, z); \xi)] \\ &= \mathbb{E}_z \mathbb{E}_{\mathbb{P}^*_{\xi|z}} [h(x^*(\theta^*, z); \xi)] - \mathbb{E}_z \mathbb{E}_{\mathbb{P}^*_{\xi|z}} [h(x^*(\theta^*, z); \xi)] = 0. \end{aligned} \quad (\text{EC.38})$$

Therefore, in order to show $\mathbb{E}[\hat{A}_{con}] = A + o\left(\frac{1}{n}\right)$, we only need to show $\mathbb{E}[\hat{A}_{con} - A'_{con}] = o\left(\frac{1}{n}\right)$. We further decompose the difference by:

$$\begin{aligned} A' &= \frac{1}{n} \sum_{i=1}^n h(x^*(\hat{\theta}, z_i); \xi_i) + \underbrace{\frac{1}{n} \sum_{i=1}^n h(x^*(\theta^*, z_i); \xi_i) - \frac{1}{n} \sum_{i=1}^n h(x^*(\hat{\theta}, z_i); \xi_i)}_{T_1} \\ &+ \underbrace{\mathbb{E}_{\mathcal{D}_n} \mathbb{E}_{\mathbb{P}^*} [h(x^*(\hat{\theta}, z); \xi) - h(x^*(\theta^*, z); \xi)]}_{T_2} \end{aligned} \quad (\text{EC.39})$$

The following steps maintain the same structure as the analysis in the proof of Theorem 1. \square

Proof of Proposition 3. Based on the same arguments as Proposition 1, we have:

$$\mathbb{E}[\hat{A}_z] = \mathbb{E}_{\mathcal{D}_n} \mathbb{E}_{\xi \sim \mathbb{P}_{\theta^*|z}} [h(x^*(\hat{\theta}, z); \xi)] + o\left(\frac{1}{n}\right), \forall z \in \mathcal{Z}.$$

This is because if we fix the conditional covariate z , then the problem reduces to the standard stochastic optimization problem. Then we have:

$$\begin{aligned} \mathbb{E} \left[\frac{1}{n} \sum_{i=1}^n \hat{A}_{z_i} \right] &= \mathbb{E}_{\{z_i\}_{i \in [n]}} \left[\frac{1}{n} \sum_{i=1}^n \mathbb{E}_{\mathcal{D}_n} \mathbb{E}_{\xi \sim \mathbb{P}_{\theta^*|z_i}} [h(x^*(\theta, z); \xi)] \right] + o\left(\frac{1}{n}\right) \\ &= \mathbb{E}_{\mathcal{D}_n} \mathbb{E}_{z \sim \mathbb{P}_z^*} \mathbb{E}_{\xi \sim \mathbb{P}_{\theta^*|z}} [h(x^*(\theta, z); \xi)] + o\left(\frac{1}{n}\right), \end{aligned}$$

where the second equality follows from the fact that each z_i is drawn i.i.d. from \mathbb{P}_z^* . Recall that from Proposition 2, we have:

$$\mathbb{E}[\hat{A}_{con}] = \mathbb{E}_{\mathcal{D}_n} \mathbb{E}_z \mathbb{E}_{\mathbb{P}^*_{\xi|z}} [h(x^*(\hat{\theta}, z); \xi)] + o\left(\frac{1}{n}\right).$$

Combing the difference between the two equations above, we have:

$$\mathbb{E} \left[\hat{A}_{con} - \frac{1}{n} \sum_{i=1}^n A_{z_i} \right] = \mathcal{E}(x^*(\theta, z); \mathcal{P}_{\Theta|z}) + o\left(\frac{1}{n}\right). \quad \square$$

EC.5. Further Numerical Details in Section 8

Each experiment was run on a cluster using 24 cores from an Intel Xeon Gold 6126 Processor and 16 GB of memory. We use `cvxpy` with the `MOSEK` solver to solve the optimization problems in Sections 8.1 and 8.2.

EC.5.1. Portfolio Allocation

EC.5.1.1. Detailed Setups. Recall the notations $\mu_A, \mu_B, \Sigma_A, \Sigma_B$ in Section 8.1, for each instance, we generate each entry of μ_A, μ_B by $U(0, 4)$ and $\Sigma_A, \Sigma_B = CC^\top$ with each entry $c_{ij} \sim U(0, \frac{1}{2})$ from $C = \{c_{ij}\}_{i,j \in [D_{\xi_A}]}$. We further denote $A(\xi) = (\xi - \mathbb{E}\xi)(\xi - \mathbb{E}\xi)^\top \in \mathbb{R}^{D_{\xi_A} \times D_{\xi_A}}$.

EC.5.1.2. Decision Rules. We detail the following decision rules and their bias computations:

(i) **E2E under different mappings.** More specifically, we consider the following three mappings:

For SAA-U, we restrict the space of \mathcal{X} such that the allocation amount of each asset is the same, i.e., $x^*(\theta) = \theta \mathbf{1}_{D_\xi}$ with $\theta \in \mathbb{R}$. Then the space $\Theta = \mathbb{R}$. Plugging in the expression of the decision rule, we have:

$$h(x^*(\theta); \xi) = \left(\sum_{i,j}^d A(\xi)_{i,j} + \lambda_2 d \right) \theta^2 - (\lambda_1 \xi^\top \mathbf{1}_d) \theta.$$

In this case, $\text{Tr}[I_h(\theta^*)^{-1} J_h(\theta^*)]$ can be expressed (and approximated) by:

$$\begin{aligned} \text{Tr}[I_h(\theta^*)^{-1} J_h(\theta^*)] &= \frac{\mathbb{E}_{\mathbb{P}^*} [((\sum_{i,j}^d A(\xi)_{i,j} + \lambda_2 d) 2\theta^* - \lambda_1 \xi^\top \mathbf{1}_d)^2]}{\mathbb{E}_{\mathbb{P}^*} [2(\sum_{i,j}^d A(\xi)_{i,j} + \lambda_2 d)]}, \\ &\approx \frac{\mathbb{E}_{\hat{\mathbb{P}}_n} [((\sum_{i,j}^d A(\xi)_{i,j} + \lambda_2 d) 2\hat{\theta} - \lambda_1 \xi^\top \mathbf{1}_d)^2]}{\mathbb{E}_{\hat{\mathbb{P}}_n} [2(\sum_{i,j}^d A(\xi)_{i,j} + \lambda_2 d)]}. \end{aligned}$$

For SAA-B, we have: $x^*(\theta) = (\theta_1 \mathbf{1}_{D_{\xi_A}}^\top, \theta_2 \mathbf{1}_{D_{\xi_B}}^\top)^\top$ with $\theta_1, \theta_2 \in \mathbb{R}$. We can plug in the corresponding expression of $x^*(\theta)$ and obtain the bias formula by approximating $\text{Tr}[I_h(\theta^*)^{-1} J_h(\theta^*)]$ too.

For SAA, we have: $x^*(\theta) = \theta \in \Theta$, i.e., the space $\Theta = \mathbb{R}^{D_\xi}$. And the bias can be expressed (and approximated) by:

$$\begin{aligned} \text{Tr}[I_h(\theta^*)^{-1} J_h(\theta^*)] &= \text{Tr} \left(\frac{\mathbb{E}_{\mathbb{P}^*} [(A(\xi) + \lambda_2 I)^{-1}]}{2} \mathbb{E}_{\mathbb{P}^*} [(2(A(\xi) + \lambda_2 I)\theta^* - \lambda_1 \xi)(2(A(\xi) + \lambda_2 I)\theta^* - \lambda_1 \xi)^\top] \right) \\ &\approx \text{Tr} \left(\frac{\mathbb{E}_{\hat{\mathbb{P}}_n} [(A(\xi) + \lambda_2 I)^{-1}]}{2} \mathbb{E}_{\hat{\mathbb{P}}_n} [(2(A(\xi) + \lambda_2 I)\hat{\theta} - \lambda_1 \xi)(2(A(\xi) + \lambda_2 I)\hat{\theta} - \lambda_1 \xi)^\top] \right). \end{aligned}$$

(ii) **ETO set to be Gaussian models with independent margins.** Empirically, to obtain $x^*(\theta)$ in Example 2(a), we sample $100 \times \text{sample size}$ points from \mathbb{P}_θ and call the standard optimization solver. To calculate the bias term \hat{A}_c , we obtain the formula $\nabla_\theta x^*(\theta)$ through (EC.2) and $\widehat{IF}_{\hat{\theta}}(\xi) = (\xi - \hat{\mu}_1, \dots, \xi - \hat{\mu}_{D_\xi}, (\xi - \hat{\mu}_1)^2 - \hat{\sigma}_1, \dots, (\xi - \hat{\mu}_{D_\xi})^2 - \hat{\sigma}_{D_\xi}^2)^\top$. Then we plug them in to (9).

(iii) **χ^2 -divergence-based DR-E2E.** For χ^2 -divergence-based DRO, we set $f(t) = t^2 - 1$ in $d_f(\mathbb{P}, \mathbb{Q}) = \int f \left(\frac{d\mathbb{P}}{d\mathbb{Q}} \right) d\mathbb{Q}$ in (7). Since $h(x; \xi)$ is convex, we can directly apply results in Ben-Tal et al. (2013), Duchi and Namkoong (2019) to obtain convex reformulations for this type of problem and call the standard convex solvers. And the bias for this DR-E2E is directly obtained from Corollary 7.

EC.5.1.3. Additional Results. First, we evaluate the performances with problem instances varying sample size n and D_ξ to understand the variability of the bias across different decision rules in Tables EC.1, EC.2 and EC.3. Due to computational considerations, we only report results of OIC against 2, 5, 10-fold cross-validation approaches. In these three tables, the observation is consistent with Table 2 in the main body. OIC can estimate the optimistic bias quite closely to the true bias across all different methods compared with those cross-validation methods. Besides, χ^2 -DRO incurs less bias than the empirical counterpart across different setups. And the intrinsic optimistic bias of ETO under Gaussian models with independent margins is quite small.

Table EC.1 Estimated bias of each method with $n = 100, D_\xi = 10, \rho = 3$

	Oracle	OIC	2-CV	5-CV	10-CV
SAA	0.045±0.030	0.047±0.013	0.078±0.028	0.055±0.017	0.051±0.015
SAA-U	0.027±0.027	0.023±0.007	0.040±0.018	0.026±0.009	0.025±0.008
SAA-B	0.039±0.029	0.037±0.011	0.062±0.024	0.043±0.014	0.040±0.012
ETO	0.026±0.056	0.030±0.010	0.018±0.009	0.026±0.007	0.028±0.008
DRO	0.044±0.028	0.042±0.011	0.083±0.027	0.055±0.016	0.051±0.014

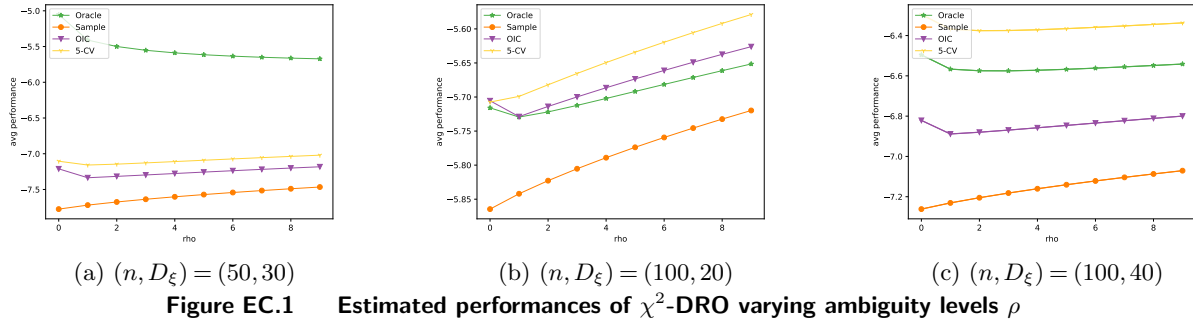
Table EC.2 Estimated bias of each method with $n = 100, D_\xi = 20, \rho = 3$

	Oracle	OIC	2-CV	5-CV	10-CV
SAA	0.326±0.108	0.296±0.061	0.561±0.130	0.396±0.091	0.370±0.081
SAA-U	0.106±0.081	0.113±0.024	0.204±0.058	0.147±0.037	0.139±0.032
SAA-B	0.178±0.090	0.177±0.038	0.322±0.081	0.231±0.056	0.217±0.051
ETO	0.294±0.562	0.498±0.114	-0.018±0.196	0.318±0.081	0.402±0.107
DRO	0.288±0.090	0.236±0.047	0.483±0.109	0.345±0.077	0.323±0.068

Table EC.3 Estimated bias of each method with $n = 50, D_\xi = 20, \rho = 3$

	Oracle	OIC	2-CV	5-CV	10-CV
SAA	0.168±0.055	0.154±0.027	0.256±0.053	0.187±0.036	0.175±0.034
SAA-U	0.062±0.048	0.059±0.012	0.090±0.028	0.069±0.015	0.064±0.014
SAA-B	0.097±0.049	0.092±0.017	0.147±0.037	0.109±0.023	0.102±0.022
ETO	0.211±0.289	0.247±0.055	-0.081±0.073	0.148±0.038	0.195±0.045
DRO	0.151±0.048	0.130±0.022	0.232±0.044	0.170±0.031	0.158±0.029

Then we report the performances of OIC in evaluating χ^2 -DRO varying sample size n and feature dimension D_ξ with respect to the ambiguity level $\epsilon = \frac{\rho}{n}$ in Figure EC.1. In all these scenarios, OIC can approximately identify ambiguity levels ρ that DRO methods outperform the empirical counterpart (the method with $\rho = 0$). OIC helps in making better decisions and achieving performance that is comparable to or better than other evaluation criteria.



Finally, we calculate the estimated biases of the decision rules for general risk functions g in Section 6.1 in Table EC.4 as follows.

Table EC.4 Estimated Risk Bias in $A_u - \mathbb{E}_{\mathcal{D}_n}[u(\hat{A}_o)]$ with $n = 50, D_\xi = 10, \rho = 3$ for Risk-OIC against the true risk bias.

Method	$u(x)$	SAA	SAA-U	SAA-B	ETO	χ^2 -DRO
Oracle Risk Bias	$(50 - (1 - x)^2)^+$	0.917	0.464	0.726	0.246	0.851
Risk-Incorporated OIC		0.901 ± 0.100	0.288 ± 0.041	0.682 ± 0.050	0.180 ± 0.023	0.761 ± 0.080

EC.5.2. Newsvendor Problem

EC.5.2.1. Detailed Setups. In the evaluation, we consider cross-validation with the fold number being $K = 2, 3, 4, 5, 10$ and $K = n$ (LOOCV); We consider other model-free approaches including the bootstrap with $B = 10, 50$ and the jackknife, which are discussed in Appendix EC.1.2.

EC.5.2.2. Decision Rules. We detail the bias formulas for the decision rules if not specified in Section 5.1 as follows.

SAA. Recall the bias formula $A_c = \frac{c(p-c)}{npf(\theta^*)}$ for the SAA in Section 5.1. The terms we do not know include the true p.d.f. $f(\cdot)$ and the limiting parameter θ^* . We estimate \hat{f} by the kernel density estimator and replace the unknown θ^* with $\hat{\theta}$. Under mild conditions as Siegel and Wagner (2021), it is easy to see that $\mathbb{E}_{\mathcal{D}_n}[(\hat{f}(\hat{\theta}) - f(\theta^*))^2] = o(1)$. Therefore, the estimated bias of SAA in the newsvendor problem is $\hat{A}_c = \frac{c(p-c)}{np\hat{f}(\hat{\theta})}$. And such \hat{A}_c satisfies $\mathbb{E}[(\hat{A}_c - A_c)^2] = o(1)$ and the conclusion of Theorem 2 still holds.

Parametric decision rules. We use the same bias computation formula as in Section 5.1.

EC.5.2.3. Additional Results. We conduct the same evaluation setups as Siegel and Wagner (2021), i.e., we conduct 100 independent runs to report the decision performance as one batch and average over 100 independent batches to calculate the associated error compared with the true performance.

We evaluate different decision rules based on different evaluation procedures varying the sample size n in Figures EC.2 and EC.3, each with a different DGP. In general, the closer an evaluation procedure is to zero, the better that evaluation criterion is considered to be.

Across different instances, it is evident that EM consistently leads to an optimistic bias, while the bootstrap and jackknife approaches can eliminate this bias. Additionally, most K -fold cross-validation methods tend to incur a pessimistic bias, which aligns with the empirical observation reported in Fushiki (2011). OIC usually performs well when compared with other evaluation approaches. Although some cross-validation approaches may outperform OIC in some instances (e.g. 5-CV in Figure EC.2 (*o*) and Figure EC.3 (*t*)), based on results in all instances from the two Figures, no method can uniformly outperform OIC.

EC.5.3. Real-World Regression

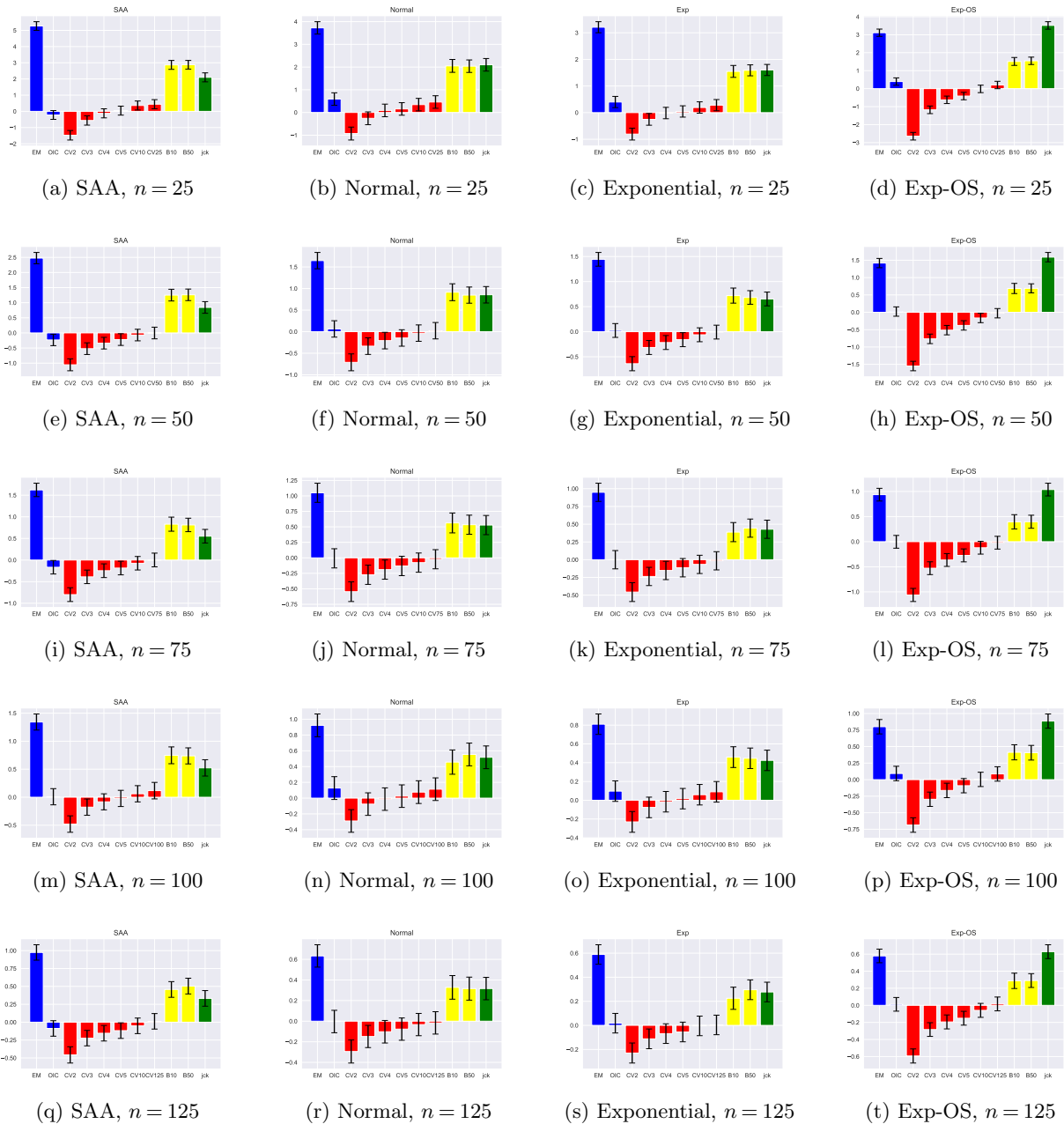
EC.5.3.1. Detailed Setups. We randomly select 10% and 30% of all samples but stratify over red and white wine across different random seeds since the two kinds of wine appear to be quite different, which is reported in Duchi et al. (2023).

The evaluation performance of EM, OIC, and 5-CV is calculated the same as before in Appendices EC.5.1.1 and EC.5.2.1. However, in this real-world dataset, the true (oracle) decision performance A is unknown and therefore we approximate it directly from the test set. Given the total sample size $n_{all}(=6498) = n + n_{te}$ and the whole dataset $\{\xi_i\}_{i \in [n_{all}]}$, in each problem instance (where $n = 0.1n_{all}$ or $n = 0.3n_{all}$), we index $\{1, \dots, n\}$ as the training set and $\{n+1, \dots, n_{all}\}$ as the test set. That is, we fit each decision rule with the data $\{\xi_j\}_{j \in [n]}$ and evaluate the decision performance via $\{\xi_{j+n}\}_{j \in [n_{te}]}$ approximately. That is to say, for each model $x^*(\theta)$, we approximate the true decision performance $A \approx \frac{1}{n_{te}} \sum_{j \in [n_{te}]} h(x^*(\theta); \xi_{j+n})$.

EC.5.3.2. Decision Rules. The decision rules of linear and Ridge regression with 2-polynomial features with $\alpha = 0, 1, 5$ are implemented in the `sklearn.linear_model.LinearRegression` and `sklearn.linear_model.ridge` module (with polynomial features generated from `sklearn.preprocessing.PolynomialFeature`). The decision rule of the neural network is implemented through a two-hidden-layer architecture in `torch`, one with 8 hidden neurons, and use `nn.Softplus()` as the activation unit of each layer, total of 185 parameters. We set the learning rate to be 0.1, and batch size to be 128 during the training procedure of the neural network.

To obtain the bias formula of OIC in Definition 3, the empirical influence function of $\hat{\theta}$ in each decision rule is computed as follows. Recall:

$$h(x^*(\theta); (\xi^u, \xi^v)) = ((\xi^v - \theta(\xi^u))^2 - \beta)^+.$$

**Figure EC.2** Evaluation results of different data-driven solutions under normal-based distributions

Then the gradient $\nabla_{\theta} h(x^*(\hat{\theta}); \xi)$ above can be directly computed since $x^*(\theta)$ is a closed-form function in the linear, quadratic or the neural network with θ being the parameter in the decision rule. In terms of the estimated influence function $\widehat{IF}_{\hat{\theta}}(\cdot)$, denoting the linear regression as $\theta(\xi^u) = \theta^\top \xi^u$, then the empirical influence function of $\hat{\theta}$ is:

$$\widehat{IF}_{\hat{\theta}}(\xi_i) = (\xi_i^v - \hat{\theta}^\top \xi_i^u) \hat{\Sigma}^{-1} \xi_i^u, \quad (\text{EC.40})$$

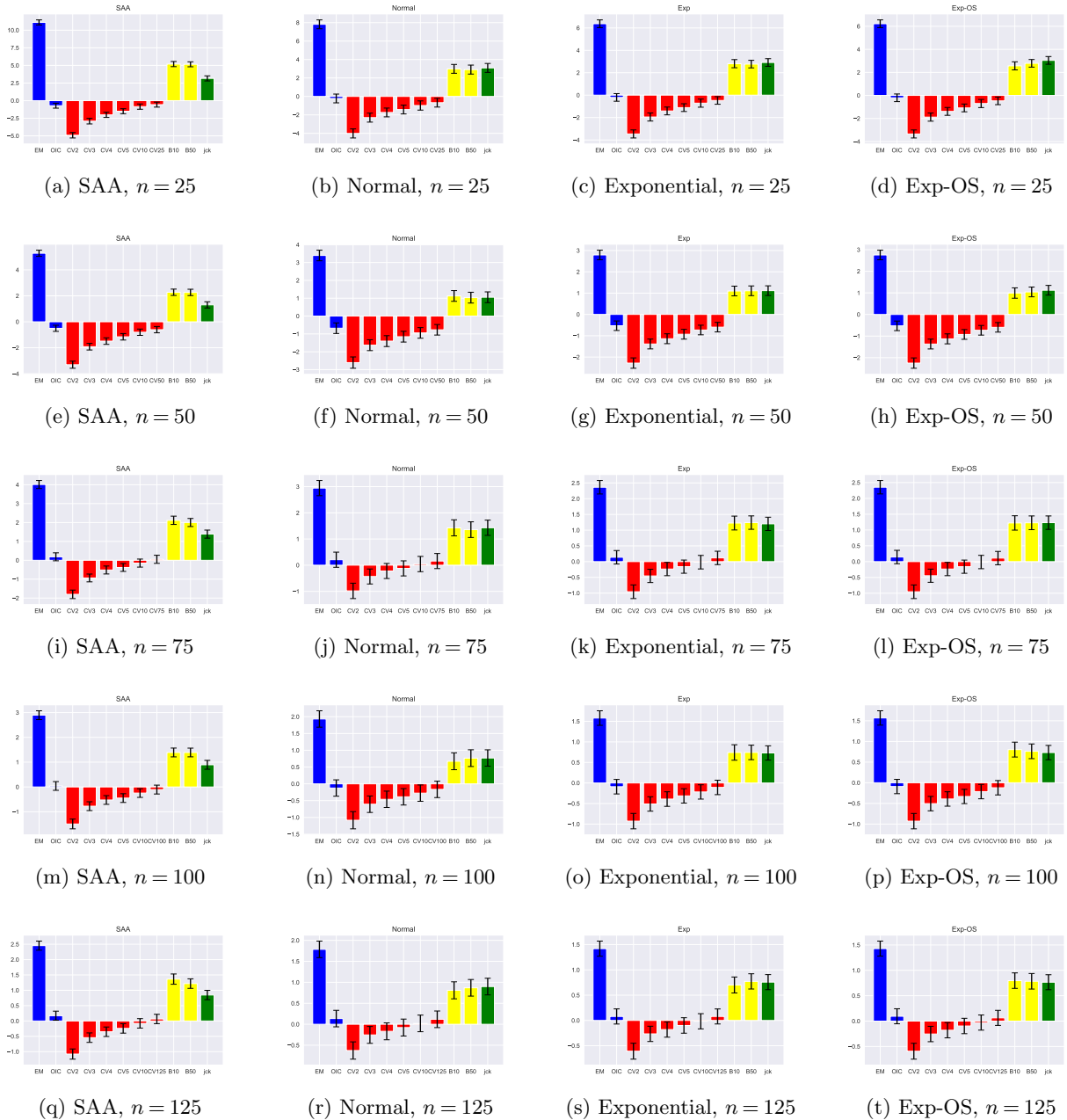


Figure EC.3 Evaluation results of different data-driven solutions under exponential-based distributions

where $\hat{\Sigma} = \frac{1}{n} \sum_{i=1}^n \xi_i^u (\xi_i^u)^\top$. Similar formulas can be applied to quadratic regression and ridge regression. In the neural network, we use `torch.gradient` and `torch.hessian` to compute gradients and Hessians in the neural networks and compute the empirical influence function under the same formulation as in Koh and Liang (2017). However, the estimated influence function in Koh and Liang (2017) is not accurate because modern neural networks rarely satisfy the first and second-order optimality conditions at the end of the training period. This issue has motivated refinements in

neural networks, as discussed in Yeh et al. (2018), Pruthi et al. (2020). We leave the developments of better estimators in these deep learning models as future work.