

# Adversarially robust clustering with optimality guarantees

Soham Jana, Kun Yang, and Sanjeev Kulkarni\*

August 15, 2024

## Abstract

We consider the problem of clustering data points coming from sub-Gaussian mixtures. Existing methods that provably achieve the optimal mislabeling error, such as the Lloyd algorithm, are usually vulnerable to outliers. In contrast, clustering methods seemingly robust to adversarial perturbations are not known to satisfy the optimal statistical guarantees. We propose a simple robust algorithm based on the coordinatewise median that obtains the optimal mislabeling rate even when we allow adversarial outliers to be present. Our algorithm achieves the optimal error rate in constant iterations when a weak initialization condition is satisfied. In the absence of outliers, in fixed dimensions, our theoretical guarantees are similar to that of the Lloyd algorithm. Extensive experiments on various simulated and public datasets are conducted to support the theoretical guarantees of our method.

*Keywords:* Adversarial outliers, Iterative algorithms, Mislabeling, Robust centroid estimation, Sub-Gaussian mixture models

## 1 Introduction

### 1.1 Problem

Clustering a set of observations is a classical learning problem in statistics and machine learning [1]. When the observed data is generated via a mixture of distributions, a large body of research has studied algorithms to help classify points belonging to the same component. This clustering task facilitates learning the parameters of different mixture components with high accuracy. Applications exist in diverse areas, e.g., organizing wireless sensor networks [2, 3], grouping different biological species [4, 5], medical imaging [6, 7], and social network analysis [8, 9]. In practice, the data is bound to have noise and outliers, and clustering techniques must be robust to optimize different learning tasks [10–12]. Several new techniques have been developed to perform robust clustering to varying degrees [13–16].

In this paper, we focus on center-based robust clustering method. Center-based clustering has received significant attention [17–20], specifically when the data are distributed according to sub-Gaussian noise around the location parameters [21–27]. In this setup, one assumes that the underlying cluster components can be identified using centroids of the components distributions. When the number of cluster components is assumed to be known (often denoted by  $k$ ), and initial

---

\*S. J. is with the Department of Applied and Computational Mathematics and Statistics, University of Notre Dame, Notre Dame, IN, USA, email: [sjana2@nd.edu](mailto:sjana2@nd.edu). K. Y. is with the Data Science Institute & Center For Research Computing, Southern Methodist University, Dallas, TX, USA, email: [kunyang@smu.edu](mailto:kunyang@smu.edu). S. K. is with the Department of Operations Research and Financial Engineering, Princeton University, Princeton, NJ, USA email: [kulkarni@princeton.edu](mailto:kulkarni@princeton.edu)

centroid estimates are available, one often uses simple iterative techniques for clustering. Suppose we observe data points  $Y_1, \dots, Y_n$  coming from  $k$  clusters with centroids  $\theta_1, \dots, \theta_k$  respectively. Let  $\cup_{h \in \{1, \dots, k\}} T_h^*$  denote the partition of the set of data indices  $\{1, \dots, n\}$  that gives us the true (unknown) cluster memberships (i.e., the subset of data coming from the  $h$ -th cluster is  $\{Y_i : i \in T_h^*\}$ ). Iterative algorithms largely follow two main steps at each iteration  $s \geq 1$ :

- *Labeling step*: Given an estimate of the centroids  $\hat{\theta}_h^{(s)}$ , construct cluster estimates  $T_h^{(s)}$ ,  $h \in \{1, \dots, k\}$  using a suitable cost function;
- *Estimation step*: For each of the clusters, compute the new centroid estimates  $\hat{\theta}_h^{(s+1)}$  using the points from the estimated cluster  $\{Y_i : i \in T_h^{(s)}\}$ .

This process is then repeated until the clusters do not change significantly over subsequent iterations, or preset thresholds, e.g., number of iterations, is reached. For the purpose of performance evaluation, suppose the underlying labels of the points (which true cluster  $T_h^*$  the data point originated from) and the centroids are known beforehand. In this case, one can estimate the performance of the clustering algorithm using the mislabeling error (proportion of points that originated from some cluster  $T_h^*$  but were not clustered as a part of  $T_h^{(s)}$  at the end of the iterations) and the centroid estimation error.

The most popular example of iterative clustering is the Lloyd algorithm for  $k$ -means [28]. This special case of the iterative method is obtained when the labeling step is performed using the squared Euclidean distance ( $\ell_2^2$ ) as the cost function, and the estimation step is performed using the mean of data points in the cluster estimates. The Lloyd algorithm is known to be a *greedy method*, as it reduces the within-cluster sum of squared error  $\sum_{h \in \{1, \dots, k\}} \sum_{i \in \hat{T}_h^{(s)}} \ell_2^2(Y_i, \hat{\theta}_h^{(s)})$  at each successive iteration  $s \geq 1$ . Recently, [21] showed that the mislabeling error produced by the Lloyd algorithm is optimal when the data have sub-Gaussian distributions. They also show that when the Lloyd algorithm converges, the final estimates of the centroids are consistent as well. Unfortunately, in the presence of adversarial outliers, the performance of the Lloyd algorithm can be severely compromised. This is a common problem of mean-based clustering algorithms [29–31] as the naive mean used to produce the centroid estimates has almost no robustness guarantees. This can be seen easily in the simple two-cluster setup. For example, suppose an adversary is allowed to add even one outlying observation. In that case, one can place the outlier so far away that whichever cluster the outlier is included in the corresponding centroid estimate becomes inconsistent.

A reasonable approach to obtain a robust clustering method that has been considered in the literature is to use a robust centroid estimator in the estimation step. For example, the  $k$ -medians method considered in [24, 32] aims to find centers  $\hat{\theta}_1, \dots, \hat{\theta}_k$  to minimize the sum of Euclidean errors  $\sum_{i=1}^n \min_{h \in [k]} \ell_2(Y_i, \hat{\theta}_h)$  (as opposed to squared errors). The centroid estimation is equivalent to computing the geometric median (also called the Euclidean median) [33] for the corresponding clusters [34]. The geometric median is known to have strong robustness properties such as a 50% breakdown point [35], meaning that one needs to change at least half the points of any cluster to change the centroid estimates by an arbitrarily large amount. However, computation of the geometric median is difficult, and different approximations have been studied. See [34, 36] for related references.

A different robust estimator that is well-known, provides robust (e.g., 50% breakdown point) location estimates in multiple dimensions, and is simple to compute is the coordinatewise median [37]. Given data points from the estimated clusters, the coordinatewise median computes the one-dimensional median on each coordinate. Recently [38] used the coordinatewise median to achieve a near-optimal rate of parameter estimation in robust distributed learning problems. The use of the

coordinatewise median for clustering is also not new. In the iterative clustering scheme mentioned above, the coordinatewise median for centroid estimation can be viewed as using the  $\ell_1$  metric (also known as the Manhattan distance or the city-block distance [39]), as this estimate  $\hat{\theta}_h^{(s)}$  is given by  $\operatorname{argmin}_{\theta} \sum_{i \in \hat{T}_h^{(s)}} \ell_1(Y_i, \theta)$ . The corresponding greedy clustering algorithm at each iteration reduces the within-cluster sum of error  $\sum_{h \in \{1, \dots, k\}} \sum_{i \in \hat{T}_h^{(s)}} \ell_1(Y_i, \hat{\theta}_h^{(s)})$ . This algorithm, which we will refer to as the  $k$ -medians- $\ell_1$  algorithm, produces the coordinatewise median of  $\{Y_i : i \in T_h^{(s)}\}$  as the centroid estimators [40] in the estimation step, and assigns each data point to the nearest centroid using the  $\ell_1$  distance in the labeling step. Although this algorithm has been used in the literature and inherits some robustness properties from the coordinatewise median, the statistical properties of this greedy clustering algorithm based on the  $\ell_1$  metric has been less analyzed. We ask the question: if we have a sub-Gaussian data distribution, can  $k$ -medians- $\ell_1$  clustering achieve the optimal mislabeling error rate similar to the Lloyd algorithm? The answer turns out to be no, as we will explain in Section 2.

To address these various issues, the focus of the current paper is to devise and analyze fast algorithm to perform robust clustering in the presence of adversarial outliers. As a first step in this direction, we propose a hybrid version of  $k$ -medians that uses the coordinatewise median (i.e.,  $\ell_1$ ) for the estimation step, but uses the Euclidean distance (i.e.,  $\ell_2$ ) in the labeling step. In view of this, we refer to our method as the  $k$ -medians-hybrid algorithm. We analyze the statistical robustness properties of the  $k$ -medians-hybrid algorithm in terms of the mislabeling and centroid estimation errors from a non-asymptotic perspective when the underlying data distribution is assumed to be sub-Gaussian and when adversarial outliers are present.

This paper makes several contributions toward the sub-Gaussian clustering problem in the presence of adversarial outliers.

- First, we explore the mislabeling guarantees of the traditional  $\ell_1$  metric used for robust clustering. We show that when the data is distributed according to sub-Gaussian errors around the centroids, even in the absence of outliers, the  $k$ -medians- $\ell_1$  algorithm can not simultaneously guarantee consistent centroid estimates and optimal mislabeling. More specifically, suppose that the data dimension and number of clusters are fixed. Then there is a subset of the parameter space, with non-vanishing volume on which, whenever the centroids are picked, if the centroid estimates are within a ball of fixed radius around the actual centroids, the expected mislabeling error obtained by  $k$ -medians- $\ell_1$  algorithm is strictly suboptimal.
- Secondly, we show that with reasonably weak initialization conditions, the mislabeling error rate produced by the  $k$ -medians-hybrid algorithm, even in the presence of adversarial outliers, matches the optimal mislabeling rate for sub-Gaussian clustering. With a high probability, the optimal rate is produced in just two iterations, and the worst-case guarantee does not degrade in subsequent iterations. Analysis of such iterative technique, in particular when outliers are present, is challenging as the consecutive steps are dependent. Due to the high breakdown point of the coordinatewise median, we can allow the total adversarial outliers to be close (but strictly smaller than) to the size of the smallest cluster. In a sense, this is the maximum data perturbation any clustering algorithm can tolerate; if any adversary can add more outliers than the size of the smallest cluster, it can significantly disturb the centroid estimates.
- Additionally, we show that with a high probability, the centroid estimates produced by our algorithm achieve the optimal rate of sub-Gaussian mean estimation, up to a logarithmic factor, when the error distributions are symmetric around the locations. To our knowledge,

this is the first adversarially robust clustering algorithm with provably optimal guarantees for mislabeling and consistency guarantees for centroid estimation.

The rest of the paper is organized as follows. In Section 2 we describe the suboptimal mislabeling error of the  $k$ -medians- $\ell_1$  algorithm. Then we present our  $k$ -medians-hybrid algorithm and implementation in Section 3. The results related to the statistical guarantees of our algorithm in terms of mislabeling errors and centroid estimation errors have been provided in Section 4. Finally, we end our discussion with simulation and real data studies in Section 5. All the proofs are collected in the supplementary material.

**Remark 1.** Recall, as we mentioned before, that a complete iterative clustering algorithm involves two main components: (a) obtaining an initial cluster assignment or centroid estimates and (b) the iterative components, which gradually improve upon the initial clustering. Our work tries to answer the second half of the problem, i.e., optimizing the clustering outputs when a naive initial clustering is available. Note that without a good initialization, standard iterative methods, such as  $k$ -means, can get stuck at some suboptimal local solution [21]. Clustering initialization itself is a challenging task in the literature. Classical initialization schemes, e.g., spectral methods [41],  $(1+\epsilon)$ -approximate  $k$ -means [42], are not well-equipped to deal with outliers. Unfortunately, constructing robust initialization schemes is beyond the scope of our current work as well. Notably, the recent work [22] aims to provide a robust initialization method based on semidefinite programming when the data is generated via a mixture of sub-Gaussian distributions. However, their work fails to achieve the optimal mislabeling guarantee. In contrast, our work can be thought of as a follow-up work to theirs, which might utilize their clustering output as initialization and then guarantee an optimal result in a few finite steps.

## 1.2 Related works

A well-known topic close to the clustering problem we analyze is the Gaussian mixture estimation problem. The Gaussian mixture model is a well-studied problem in the literature [43]. A classical technique for estimating the Gaussian mixtures is the method of moments [44–46]. Notably, approximating the Gaussian or sub-Gaussian mixtures does not require any separation condition, as the very close mixture components can be approximated using a single sub-Gaussian component. However, to approximate individual parameters or the cluster memberships, some separation conditions on the clusters are necessary [41, 47, 48].

We study the additive sub-Gaussian noise model, i.e., points in each cluster are distributed around the centroid with an independent zero mean sub-Gaussian distribution. Let  $\Delta$  denote the minimum separation between the different centroids,  $\sigma > 0$  denotes the maximum standard deviation in each coordinate (see Section 4.1 for more details), and the smallest cluster has at least  $n\alpha$  many points. Indeed, if the centroids of any two components of mixtures are within a finite distance of each other, then with constant probability, we will not be able to differentiate between the labels. Thus, to attain a vanishing proportion of mislabeling, we need to allow the signal-to-noise ratio  $\frac{\Delta}{\sigma}$  to go to infinity. [21] showed that in the absence of outliers, with good initialization, the Lloyd algorithm produces the optimal mislabeling rate  $e^{-(1+o(1))\frac{\Delta^2}{8\sigma^2}}$ . They obtain the result when  $\frac{\Delta}{\sigma} \sqrt{\frac{\alpha}{1+\frac{kd}{n}}}$  is large, there are no outliers and for  $n$  samples they need  $O(\log n)$  many steps for convergence. In contrast, our method produces the optimal rate in just two steps, which, in essence, is comparable to the two-round variant of EM in [49] for a spherical Gaussian mixture estimator. Recently, [50] established similar optimality mislabeling rates using spectral initialization technique of [41] and [51] established a similar rate for anisotropic Gaussian mixtures; however, the robustness of these algorithms are unknown.

Several previous works have tried to address the problem of robust clustering [52–54]. However, none of these works discuss the label recovery guarantees. The closest contender for obtaining the mislabeling error bound, in the presence of adversarial outliers, is arguably [22, Remark 7]. When  $\frac{\Delta}{\sigma\sqrt{d}}$  is large, by using a robust spectral initialization and then performing  $k$ -means the work guarantees a best mislabeling rate of  $e^{-(1+o(1))\frac{\Delta^2}{33\sigma^2}}$ . However, their results [22, Theorem 2] require the clusters to be of equal order. In contrast, we allow the minimum cluster proportion  $\alpha$  to be of the order  $\frac{\log n}{n}$ , and show that our algorithm can achieve the optimal rate  $e^{-(1+o(1))\frac{\Delta^2}{8\sigma^2}}$  when  $\frac{\Delta}{\sigma}\sqrt{\frac{\alpha}{d}}$  is large. When the cluster sizes are of similar order, we require  $\frac{\Delta}{\sigma\sqrt{kd}}$  to be large to obtain the optimal rates. The dependency on  $d$  in the above requirement for our algorithm is due to the centroid estimation guarantees of the coordinatewise median, which are known to depend on  $d$  in the presence of outliers [55, Proposition 2.1]. It might be possible to use other robust alternatives, such as Tukey’s Half-space median, which has been proven to show better consistency guarantees [55, Theorem 2.1]. To improve upon the coordinatewise median estimator, for example, convert it into equivariant estimates of multivariate locations, researchers often use transformation and retransformation procedures [56–58]. However, such analyses are beyond the scope of our current work.

Notably, a similar technique of clustering using mismatched metrics has been proposed previously in the Partitioning around the medoid (PAM) algorithm [59, 60]. In this algorithm, one updates the centroid estimates using a point from the data set (these centroid estimates are referred to as the medoids of the clusters) based on some dissimilarity metric instead of using a proper location estimator. For example, [60] used the  $\ell_1$  distance as the dissimilarity metric and argued the robustness of the corresponding  $\ell_1$  based PAM algorithm. This is close, but not the same, as choosing the coordinatewise median for the estimation step as done in our algorithm. Whether the PAM algorithm with  $\ell_1$  metric provides similar statistical guarantees as our method is an open question. For other centroid based robust clustering methods see [61–63].

For our analysis, we use the adversarial contamination model. In this model, upon observing the true data points, a powerful adversary can add any number of points of their choosing, and our theoretical results depend on the number of outliers added. This contamination model is arguably stronger than the traditional Huber contamination model [64, 65], which assumes that the contamination originates from a fixed distribution via an i.i.d. mechanism. Our contamination model is similar to the adversarial contamination model studied in [66, 67] for robust mean estimation. In the study of robust learning of Gaussian mixtures, an almost similar adversarial setup has been studied in [26]. For robust clustering of Gaussian mixtures [68] examines a similar contamination model. However, their article considers different loss functions.

## 2 Suboptimality of the $\ell_1$ metric for cluster labeling

We start our analysis by arguing why the  $\ell_1$ -based greedy clustering algorithm, which also uses the coordinatewise median for estimating the centroids, fails to produce an optimal mislabeling. We use the additive Gaussian noise setup to provide scenarios where the suboptimal rates are observed. In other words, we make the following model assumption on the underlying data generating distribution

$$Y_i = \theta_{z_i} + w_i, \quad w_i \stackrel{iid}{\sim} \mathcal{N}(0, \sigma^2 I_{d \times d}) \quad i = 1, \dots, n, \quad (1)$$

where  $z = \{z_i\}_{i=1}^n \in [k]^n$  denote the underlying unknown component labels of the points. Given label estimates  $\hat{z} = \{\hat{z}_i\}_{i=1}^n$ , we measure the mislabeling proportion as

$$\ell(\hat{z}, z) = \frac{1}{n} \sum_{i=1}^n \mathbf{1}_{\{z_i \neq \hat{z}_i\}}. \quad (2)$$

We intend to construct a lower bound for the expected mislabeling error, i.e.,  $\frac{1}{n} \sum_{i=1}^n \mathbb{P}[z_i \neq \hat{z}_i]$ . Given any data point  $Y_i$ , it is assigned the label  $\hat{z}_i = h$  when the centroid estimate for cluster  $h$  is the closest to it among all the other centroid estimates. When the centroid estimates are consistent, assigning the labels to the data points is essentially equivalent to labeling the data points according to the Voronoi regions of the true centroids for the metric used for clustering. It has already been established in the literature (while proving the optimality of  $k$ -means [21]) that the  $\ell_2$  based clustering is optimal for labeling Gaussian mixtures. As a result, for any metric with different Voronoi regions compared to the  $\ell_2$  based Voronoi regions, one may suspect suboptimal mislabeling. However, there seems to be no study in the literature on this. Nonetheless, the fact that the Voronoi regions of  $\ell_1$  and  $\ell_2$  metrics are different, observed previously in the literature [69, 70], supplied us with the intuition behind proving suboptimality of the  $\ell_1$  based clustering. Before jumping into the formal statement, we do a quick example using  $k, d = 2$ . In two dimensions, the Voronoi regions of  $\ell_1$  and  $\ell_2$  metrics are strictly different if the centroids do not lie on either of the axes or on either the 45-degree or the 135-degree lines. As a result, to show a difference in the performances it helps to choose the centroids elsewhere. For simulation purpose we chose the cluster centroids to be  $\theta_1 = (-5, 6)$  and  $\theta_2 = (5, -6)$  and  $\sigma = 10$ . For a total of 1000 runs, we generate 500 points from each of the above components at each simulation. Then the proportion of mislabeled points using the  $\ell_1$  distance and  $\ell_2$  distance-based clustering with the true centroids turn out to be 0.233 (with standard deviation 0.0004) and 0.218 (standard deviation 0.0004), respectively. See Figure 1 below for an illustration of one of the instances, along with the different Voronoi regions. Notably, the above example is only for visualization purposes and as we will see in Section 5, in various general simulation studies and real data analyses the differences in performances are more significant. Nonetheless, in the next result we demonstrate that asymptotically our algorithm outperform the mislabeling behavior for the  $\ell_1$  metric with general number of clusters and dimensions.

**Theorem 1.** *Suppose that the minimum separation between the centroids is  $\Delta$ . For any constant  $C_0 > 0$  the following is satisfied given any data dependent centroid estimates that are within  $C_0\sigma$  Euclidean distance from the true centroids.*

- (i) *There exists  $c > 0$  depending on  $C_0$  and the number of clusters in the dataset such that whenever  $\Delta > c\sigma\sqrt{d}$ , we have that the mislabeling error produced by the  $\ell_1$  distance is at least  $e^{-\frac{\Delta^2}{8\sigma^2}(1+o(1))}$ . Here the  $o(1)$  term goes to 0 as  $\Delta/\sigma$  increases to infinity.*
- (ii) *Given any  $C \in (0, 2)$ , There exists a constant  $\tilde{c} > 0$ , depending on  $C_0, C$ , and the number of clusters in the data set, such that whenever  $\Delta > \tilde{c}\sigma \max\{\sqrt{d}, \log(1/\alpha)\}$  the maximum mislabeling error produced by the  $\ell_1$  distance is at least  $e^{-\frac{\Delta^2}{(8+C)\sigma^2}}$ .*

The core idea of the proof is the following. Using a similar technique as in the proof of [21, Theorem 3.3] and [71, Theorem 2], it is not difficult to show that the mislabeling error can be bounded from below, up to a factor involving  $k$ , using the mislabeling error for the case when there are only two clusters present. In the two cluster cases, we choose the centers to lie in a neighborhood around the identity line (i.e., the line where all the coordinates are equal), excluding the identity

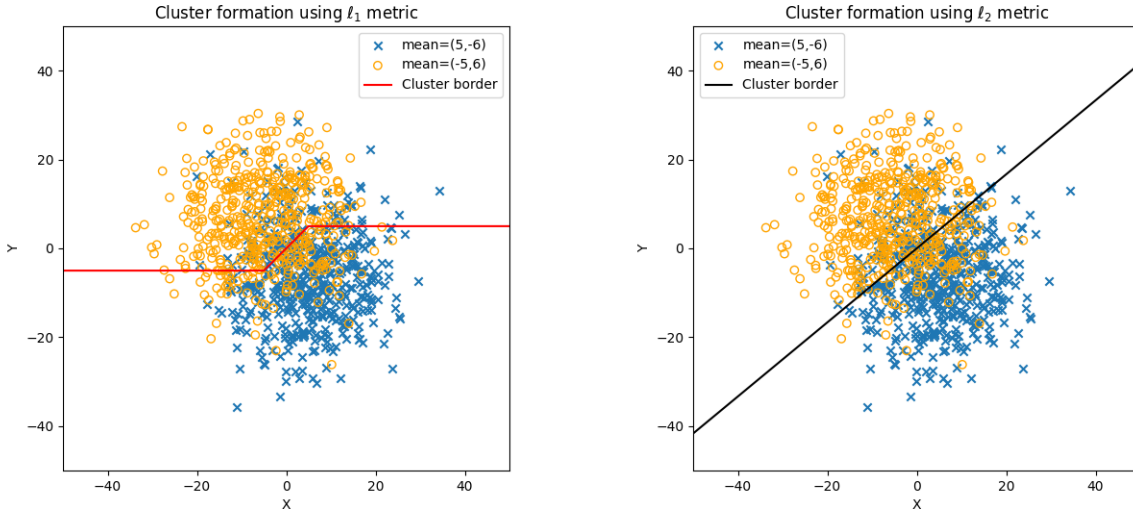


Figure 1: Comparison of clustering via  $\ell_1$  and  $\ell_2$  metrics after initializing at true centroids

line itself. Then, considering that the centroid estimates are close to the actual centroids, a detailed computation based on the Gaussian probabilities reveals the lower bound. For formal proof, see Appendix A.

### 3 Methodology

In view of the above argument regarding the Voronoi diagrams, it seems that using a non- $\ell_2$  type metric need not achieve optimal mislabeling even though it might give rise to good algorithms for estimating the centroids. As a result, to retain the optimal mislabeling, we propose using the  $\ell_2$  metric for labeling. In the current manuscript, we will analyze the performance of such a  $\ell_2$ -based clustering algorithm when the estimation step is performed via the coordinatewise median. Before jumping into the algorithm, we introduce some basic notation.

**Notation:** Given a set of  $n$  real numbers  $v_1, \dots, v_n$  let  $v^{(1)} \geq \dots \geq v^{(n)}$  denote their order statistics. For any vector  $v$  of length  $n$  on the real line let us define the median by  $v^{(\lceil n/2 \rceil)}$ , i.e., the  $\lceil n/2 \rceil^{\text{th}}$  largest element. Given a set  $V$  of vectors in  $\mathbb{R}^d$  let  $\text{median}(V)$  denote the coordinatewise median of the set of vectors. Let  $\|\cdot\|_2$  denote the Euclidean norm, unless otherwise specified. The set of integers  $\{1, 2, \dots, k\}$  is denoted by  $[k]$ . Let  $Y_1, \dots, Y_n$  denote the observed data. For  $s \geq 1$ , let  $\{\hat{\theta}_h^{(s)} : h \in [k]\}$  denote the estimated centroid at iteration  $s$  and  $\{T_h^{(s)} : h \in [k]\}$  denote the partition of  $[n]$  that gives us the estimated clusters at iteration  $s$ . The case  $s = 0$  stands for initialization parameters.

We present our clustering methodology in Algorithm 1 below. For simulation purposes, we chose the error threshold parameter  $\epsilon$  to be 0.001 and the maximum number of iterations  $M$  to be 100. If initial centroid estimates are unavailable beforehand, one can use a random initializer. Another well-known initializer, often used for mean-based clustering algorithms, is based on the notion of  $k$ -means++ [72]. However, outliers can negatively impact the performance of  $k$ -means++. Recently [73] proposed an alternative robust initialization technique. Whether such initialization can directly provide a robust and optimal mislabeling error is beyond the scope of the current paper.

---

**Algorithm 1** The  $k$ -medians-hybrid Algorithm
 

---

**Input:** Data  $Y_1, \dots, Y_n$ . Initial centroid estimates  $(\widehat{\theta}_1^{(0)}, \dots, \widehat{\theta}_k^{(0)})$  (or initial label estimates  $(\widehat{z}_1^{(0)}, \dots, \widehat{z}_n^{(0)})$ ). Error threshold  $\epsilon$  and maximum iteration  $M$ .

**Steps:**

- 1: Set  $s = 1$ .
- 2: **if**  $(\widehat{z}_1^{(0)}, \dots, \widehat{z}_n^{(0)})$  are available **then** compute  $T_h^{(1)} = \{i \in [n] : \widehat{z}_i^{(0)} = h\}$  for all  $h \in [k]$  and directly go to the **Estimation step**.
- 3: **end if**
- 4: **Labeling step:**

$$T_h^{(s)} = \left\{ i \in \{1, \dots, n\} : \|Y_i - \widehat{\theta}_h^{(s-1)}\|_2 \leq \|Y_i - \widehat{\theta}_a^{(s-1)}\|_2, a \in \{1, \dots, k\} \right\},$$

with ties broken arbitrarily.

- 5: **Estimation step:**  $\widehat{\theta}_h^{(s)} = \text{median}(\{Y_i : i \in T_h^{(s)}\})$ ,  $h \in \{1, \dots, k\}$ ,
- 6: **if either**  $s = 1$  **or**  $\frac{1}{k} \sum_{h=1}^k \|\widehat{\theta}_h^{(s)} - \widehat{\theta}_h^{(s-1)}\|_2^2 > \epsilon$  **and**  $s < M$  **then**
- 7:     Update  $s \leftarrow s + 1$  and go back to the **Labeling step** and repeat the subsequent steps.
- 8: **end if**

**Output:**  $(\widehat{\theta}_1^{(s)}, \dots, \widehat{\theta}_k^{(s)})$  and label estimate for  $Y_i$  given by  $\widehat{z}_i^{(s+1)} = \text{argmin}_{h \in \{1, \dots, k\}} \|Y_i - \widehat{\theta}_h^{(s)}\|_2$ , with ties broken arbitrarily.

---

## 4 Main results

### 4.1 Sub-Gaussian mixture model

In this section we explore the theoretical guarantees of the  $k$ -medians-hybrid algorithm. We study the algorithm in the additive sub-Gaussian error model. In our model, the observed data  $Y_1, \dots, Y_n \in \mathbb{R}^d$  are distributed as

$$Y_i = \theta_{z_i} + w_i, \quad i = 1, \dots, n, \quad (3)$$

where  $\{z_i\}_{i=1}^n \in [k]^n$  denote the underlying unknown component labels of the points, and the  $\{w_i\}_{i=1}^n$  denote the error variables. We assume that  $\{w_i\}_{i=1}^n$  are independent zero mean sub-Gaussian vectors with parameter  $\sigma > 0$ , i.e.,

$$\mathbb{E} \left[ e^{\langle a, w_i \rangle} \right] \leq e^{\frac{\sigma^2 \|a\|_2^2}{2}}, \quad \text{for all } i \in \{1, \dots, n\} \text{ and } a \in \mathbb{R}^d. \quad (4)$$

In addition, we assume that after observing the data, an adversary can add  $n^{\text{out}}$  many data points of choice. Suppose that after  $s$ -steps the estimated centers are  $\widehat{\theta}_1^{(s)}, \dots, \widehat{\theta}_k^{(s)}$  and the estimated labels are  $\widehat{z}^{(s)} = \{\widehat{z}_1^{(s)}, \dots, \widehat{z}_n^{(s)}\}$ . The initialization step corresponds to  $s = 0$ . The above estimates are computed successively as

$$\widehat{\theta}_h^{(s)} = \text{median} \left\{ Y_i : \widehat{z}_i^{(s)} = h \right\}, \quad h \in \{1, 2, \dots, k\}, \quad \widehat{z}_i^{(s+1)} = \underset{h \in [k]}{\text{argmin}} \|Y_i - \widehat{\theta}_h^{(s)}\|_2^2. \quad (5)$$

We provide guarantees on the mislabeling error in (2) and the centroid estimation errors  $\{\|\widehat{\theta}_h^{(s)} - \theta_h\|_2^2 : h = 1, \dots, k\}$



## 4.2 Optimality guarantees for mislabeling proportion

To better present our results, we first introduce some notation. For all  $h, g \in [k]$ , define

$$\begin{aligned} T_h^* &= \{i \in [n] : z_i = h\}, \widehat{T}_h^{(s)} = \{i \in [n] : z_i^{(s)} = h\} \\ n_h^* &= |T_h^*|, n_h^{(s)} = |T_h^{(s)}|, n_{hg}^{(s)} = |T_h^* \cap T_g^{(s)}| \end{aligned} \quad (6)$$

Note that for  $s \geq 1$  this implies

$$T_h^{(s)} = \left\{ i \in [n] : \|Y_i - \widehat{\theta}_h^{(s-1)}\|_2 \leq \|Y_i - \widehat{\theta}_a^{(s-1)}\|_2, a \in [k] \right\}. \quad (7)$$

with ties broken arbitrarily. Let us define the minimum fraction of points in the data set that come from a single component in the sub-Gaussian mixture as

$$\alpha = \min_{g \in [k]} \frac{n_g^*}{n}. \quad (8)$$

Define the cluster-wise correct labeling proportion at step  $s$  as

$$H_s = \min_{g \in [k]} \left\{ \min \left\{ \frac{n_{gg}^{(s)}}{n_g^*}, \frac{n_{gg}^{(s)}}{n_g^{(s)}} \right\} \right\}. \quad (9)$$

We denote by  $\Delta = \min_{g \neq h \in [k]} \|\theta_g - \theta_h\|_2$  the minimum separation between the centroids. Let  $\Lambda_s$  denote the error rate of estimating the centers at iteration  $s$

$$\Lambda_s = \max_{h \in [k]} \frac{1}{\Delta} \|\widehat{\theta}_h^{(s)} - \theta_h\|_2. \quad (10)$$

Our results are presented based on the signal to noise ratio in the model, defined as

$$\text{SNR} = \frac{\Delta}{2\sigma}.$$

When SNR is very small, there exist two clusters such that information theoretically we can not distinguish between the corresponding centroids with positive probability, even when the labels are known. As a consequence, we only study the mislabeling guarantees when the SNR is large.

We have the following theorem.

**Theorem 2.** *Suppose that an adversary, after analyzing the data  $Y_1, \dots, Y_n$  coming from the subgaussian mixture model (3), adds  $n^{\text{out}} = n\alpha(1 - \delta)$  many outliers of its choice for some  $\delta \in (0, 1]$ . Then there exist constants  $C, c_0, c_1, c_2, c_3, c_4 > 0$  such that the following are satisfied. If  $n\alpha \geq c_0 \log n$ ,*

$$\sqrt{\delta} \cdot \text{SNR} \sqrt{\alpha/d} > C$$

*and the clustering initialization satisfies*

$$H_0 \geq \frac{1}{2} + \frac{c_1}{(\text{SNR} \sqrt{\alpha/d})^2} \quad \text{or} \quad \Lambda_0 \leq \frac{1}{2} - \frac{c_2}{\sqrt{\delta} \cdot \text{SNR} \sqrt{\frac{\alpha}{1+dk/n}}},$$

*then our algorithm guarantees*

$$\ell(\widehat{z}^{(s)}, z) \leq \exp \left\{ -\frac{1}{2} \left( 1 - \frac{c_4}{(\sqrt{\delta} \cdot \text{SNR} \sqrt{\alpha/d})^{1/2}} \right) (\text{SNR})^2 \right\}, \quad s \geq 2$$

*with probability  $1 - 4(k^2 + k)n^{-4} - 16dn^4e^{-0.3n} - 2k^2 \exp \left\{ -\frac{\text{SNR}}{4} \right\}$ .*

**Remark 2.** Our result requires the separation condition  $\text{SNR} > C\sqrt{\frac{d}{\alpha\delta}}$ . This condition translates to  $\Delta > C\sigma\sqrt{d}$  for a constant number of clusters with balanced cluster sizes. This dependency of  $\sqrt{d}$  is mainly due to the use of the coordinatewise median: the adversarial outlier can be chosen in such a way that the centroid estimates produced by the coordinatewise median suffer constant error in estimating the true centroids on each of the coordinates and this results in overall estimation error of  $\Omega(\sqrt{d})$ . Hence, we need the true centroids to have at least this much separation to detect the separate clusters consistently. Fortunately, the separation condition can be easily improved to  $\Delta \geq C\sigma\sqrt{\min\{d, k\}}$  by first obtaining a  $k$  dimensional projection of the data as described in [22, Proposition 3] before subsequently running the  $k$ -medians-hybrid algorithm. In that case, one should be able to substitute  $d$  with  $k$  in the relevant expression in our result. However, the exact technical details are beyond the scope of current work. For the Gaussian mixture model, one can establish a separation condition of  $\Delta > C\sigma\sqrt{\log k}$  to guarantee a consistent clustering [74] in the absence of outliers. Such improvements are difficult to guarantee in the adversarial scenario we study.

**Remark 3.** The result [21, Theorem 3.4] shows that it is not possible to improve the mislabeling error beyond the rate  $e^{-(1+o(1))\frac{\Delta^2}{8\sigma^2}}$ . This establishes the optimality of the  $k$ -medians-hybrid algorithm. Notably, in absence of outliers and in fixed dimension, one can argue that the initialization condition required to achieve the above mislabeling error rate is significantly weaker than the one used in [21].

- Let  $G_s = 1 - H_s$  denote the cluster-wise mislabeling rate

$$G_s = \max_{h \in [k]} \max \left\{ \frac{\sum_{g \neq h \in [k]} n_{gh}^{(s)}}{n_h^{(s)}}, \frac{\sum_{g \neq h \in [k]} n_{hg}^{(s)}}{n_h^*} \right\}.$$

Then the mislabeling guarantees in [21, Theorem 3.2] require

$$G_0 \leq \frac{1}{\lambda} \left( \frac{1}{2} - c' \left( \sqrt{\delta} \cdot \text{SNR} \sqrt{\frac{\alpha}{1 + dk/n}} \right)^{-\frac{1}{2}} \right),$$

where  $c'$  is some absolute constant and  $\lambda = \frac{1}{\Delta} \max_{g \neq h \in [k]} \|\theta_g - \theta_h\|_2$  denotes the ratio of maximum and minimum separation between the centroids. On the other hand, the requirement of Theorem 2 in terms of  $G_0$  is given by  $G_0 \leq \frac{1}{2} - \frac{c_1}{(\text{SNR}\sqrt{\frac{\alpha}{d}})^2}$ . This is precisely due to the robustness property of our centroid estimate. Even when more than half of the points in all the clusters are correctly labeled, the naive mean-based centroid estimate might not perform well if contamination is from any distant cluster. However, due to its 50% breakdown property, the coordinatewise median can maintain the stability of the process in similar scenarios.

- For any constant  $\delta > 0$ , the initialization condition based on  $\Lambda_0$  in the above theorem is also an improvement on the existing result in [21, Theorem 3.2], which required  $\Lambda_0 \leq \frac{1}{2} - c_2 \left( \text{SNR} \sqrt{\frac{\alpha}{1 + dk/n}} \right)^{-1/2}$ . The improvement is achieved by using some sharper identities compared to those used in the above reference, and similar initialization condition can be derived for the results involving the Lloyd algorithm as well.

**Remark 4.** The proof of Theorem 2 shows that the convergence of the  $k$ -medians-hybrid algorithm has three stages. Let  $\delta$  be any constant in  $(0, 1)$ . Then starting from a cluster-wise correct labeling

proportion  $H_0$  around a small neighborhood around  $1/2$ , after the first iteration, the  $k$ -medians-hybrid algorithm achieves a correct labeling proportion  $H_1 \geq \frac{1}{2} + c$ , for some large constant  $c$ . Once this low mislabeling proportion is achieved, the robustness property of the coordinatewise median kicks in to produce a centroid estimate which differs on each coordinate by at most a constant (depending on  $c$  and the quantile function of the data distribution on that coordinate). For any fixed  $d$ , this centroid estimation error is sufficient for the  $\ell_2$  based labeling to produce the optimal statistical rate we aim for. Once this low mislabeling rate is achieved, the estimation and the labeling errors in all subsequent stages also remain good. In the analysis of the  $k$ -means, usually achieving such a good centroid estimate takes more iterations as the mean estimator does not necessarily guarantee low centroid estimation errors from low mislabeling errors.

### 4.3 Statistical guarantees for centroid estimation

As mentioned in the previous section, once the  $k$ -medians-hybrid algorithm starts producing a low mislabeling error, the centroid estimates made by the coordinatewise median estimator differs from the true centroid only by a constant amount. In each coordinate, the worst instances of the deviations can be quantified using the corresponding data distribution function in each cluster component. To this end, let  $F_{ij}$  denote the distribution of the  $j$ -th coordinate of the  $i$ -th error random variable  $w_i$ . Then we have the following guarantees for estimating  $\{\theta_g\}_{g=1}^k$  in the presence of  $n^{\text{out}}$  many extra adversarial points.

**Theorem 3.** *Suppose that  $n\alpha \geq 10 \log n$  and the constraints in Theorem 2 on  $H_0, \Lambda_0$  are satisfied. Then given any  $\tau > 0$ , there exists a constant  $C_\tau > 0$  such that whenever  $\sqrt{\delta} \cdot \text{SNR} \sqrt{\alpha/d} \geq C_\tau$  we get with probability at least  $1 - 8n^{-1} - 16dn^4 e^{-0.3n} - 2k^2 \exp\{-\frac{\text{SNR}}{4}\}$*

$$\|\widehat{\theta}_h^{(s)} - \theta_h\|_2^2 \leq d \left[ \max_{i \in T_h^*} \max_{j \in [d]} \max \left\{ \left| F_{ij}^{-1} \left( \frac{1}{2} + p_\tau \right) \right|, \left| F_{ij}^{-1} \left( \frac{1}{2} - p_\tau \right) \right| \right\} \right]^2, \quad s \geq 2,$$

where  $p_\tau = \sqrt{\frac{3 \log n}{n_h^*}} + e^{-\frac{1}{2+\tau/4}(\text{SNR})^2} + \frac{n^{\text{out}}}{n^{\text{out}} + n_h^*}$ .

For the sake of explaining the above result, suppose that all the coordinates of the error random variables have median zero (i.e.,  $\{\theta_i\}_{i=1}^k$  are coordinatewise median of the clusters at the population level). Then whenever  $\frac{n^{\text{out}}}{n_h^*} \rightarrow 0$  and  $\text{SNR} \rightarrow \infty$ , the final centroid estimate for the  $h$ -th cluster is consistent. In particular, if in each coordinate, the errors of the  $h$ -th cluster are distributed as the univariate Gaussian distribution with variance  $\sigma^2$ , then whenever

$$n^{\text{out}} \leq \frac{\log n}{C}, \quad \text{SNR} \geq C \sqrt{\log n}$$

for a large enough constant  $C > 0$ , with high probability we can achieve  $O\left(\frac{d\sigma^2}{n_h^*} \log n\right)$  error rate for estimating the centroid of the  $h$ -th cluster. This is within a logarithmic factor of the optimal error rate for estimating the location when  $n_h^*$  many independent data points are available from the  $\mathcal{N}(\theta_h, \sigma^2 I_{d \times d})$  distribution.

## 5 Numerical experiments

### 5.1 Choice of initialization and error metric

We evaluate the performance of our algorithm to its two most closest competitors, namely the  $k$ -medians- $\ell_1$  algorithm, which uses the  $\ell_1$  metric for performing both the cluster labeling step and

estimation step, and the  $k$ -means algorithm, which uses the  $\ell_2^2$  distance for both of the above steps. In theory, all three algorithms are expected to provide good statistical guarantees when initialized near the ground truth. However, in practice, a good initialization condition is not always met, and one often uses random initialization to initiate the clustering process. Accordingly, we explore the performance benefits of these clustering algorithms using the following initialization.

- **Random:** We randomly select  $k$  data points in the given dataset as the initial centroids of each clustering algorithm.
- **Omniscient:** To assess the performance of the clustering techniques if the initializations were close to the ground truth, we initialize all the methods using the exact centroids.

Suppose the final labels for the true (excluding outlier) data points are  $\widehat{z}_1, \dots, \widehat{z}_n$ . For both of the initializations, we compare the mislabeling proportion (MP) defined as  $\ell(\{\widehat{z}_i\}_{i=1}^n, \{z_i\}_{i=1}^n)$  in (2).

## 5.2 Experiments with synthetic datasets

In this section, we evaluate our proposed algorithm (i.e.,  $k$ -medians-hybrid) on synthetic datasets and compare its performance in terms of MP in (2) with classical  $k$ -means (e.g., the Lloyd–Forgy algorithm [75]) and the  $k$ -medians- $\ell_1$  (e.g., the  $\ell_1$ -based greedy clustering algorithm [40]). We simulate points from  $\mathcal{N}(\theta, \sigma^2 I_{d \times d})$  distribution (dimension  $d$  and standard deviation  $\sigma$  to be specified later) and with 4 different  $\theta$  values (i.e., we have 4 clusters). The centroids of the cluster components are generated uniformly from the surface of the sphere of radius 5 around the origin. For each of the clusters, we generate 100 data points. To analyze the robustness guarantees, we add outlier points generated using the  $\mathcal{N}(\theta^{\text{out}}, (\sigma^{\text{out}})^2 I_{d \times d})$  distribution to the existing true dataset.

### 5.2.1 Experiment setup

Our experiments are divided into the following regimes.

- **Different outlier proportions:** We fix the data dimension at 10 and  $\sigma = 2$ . The outlier points are generated with  $\sigma^{\text{out}} = 10$  and  $\theta^{\text{out}} = 0$ . We vary the number of outliers in the set  $\{0, 20, 40, 60, 80\}$  (i.e. the proportion of outliers with respect to a single cluster vary in the set  $\{0, 0.2, 0.4, 0.6, 0.8\}$ ).
- **Different outlier variances:** We fix the data dimension  $d$  at 10. To generate data we use  $\sigma = 2$ . We add 60 outlier points. For generating the outlier points we use  $\theta^{\text{out}} = 0$  and we vary  $\sigma^{\text{out}}$  from 1 to 20.
- **Different dimensions:** The true points are generated with  $\sigma = 2$ . We add 60 outlier points. The outlier points are generated from the multivariate Gaussian distribution with the  $\sigma^{\text{out}} = 10$  and  $\theta^{\text{out}} = 0$ . We vary the data dimension  $d$  from 2 to 20.
- **Different outlier locations:** The true points are generated with  $\sigma = 1$ . We add 40 outlier points. We fix  $d$  at 10. The outlier points are generated with  $\sigma^{\text{out}} = 2$ , and  $\theta^{\text{out}}$  is located on a randomly chosen direction with the norm varying within  $[0, 100]$ .

We repeat all the experiment setups 5000 times to estimate the mislabeling proportion and its 95% confidence intervals.

**Remark 5.** Note that even though numerous methods in the literature aim to perform robust clustering (for instance, see the techniques compared with in [22]), in essence, almost all of them first use a spectral type dimension reduction technique and then apply a final iterative clustering step, either  $k$ -means,  $k$ -median or something similar. As a result, we think it might not be very sensible to compare our algorithm to those sophisticated methods as we can modify our method using all the dimension reduction techniques present therein. Hence, it is sufficient to focus on obtaining an iterative clustering technique with outstanding performance that can be used in combination with any desired dimension reduction techniques. Specifying the choice of robust dimension reduction technique is beyond the scope of current work.

### 5.2.2 Results

Next, we present the numerical study describing the effect of outlier proportions in Figure 2. When the proportion of outliers is close to zero, the  $k$ -means algorithm performs quite well. In the absence of outliers, the mean of Gaussian samples is a consistent estimator of the location parameter and has an asymptotically lower variance than the median. With better location estimators and the excellent clustering properties of the  $\ell_2$  based labeling step, the  $k$ -means is expected to perform better than the other algorithms. As the number of outliers increases, the location estimates produced by the naive mean estimate tend to perform worse, increasing mislabeling proportion for the  $k$ -means estimates. On the other hand, the median-based algorithms are less affected due to the robust location estimates. The comparatively worse performance of the  $k$ -medians- $\ell_1$  algorithm can be attributed to the use of the  $\ell_1$  metric for the labeling step.

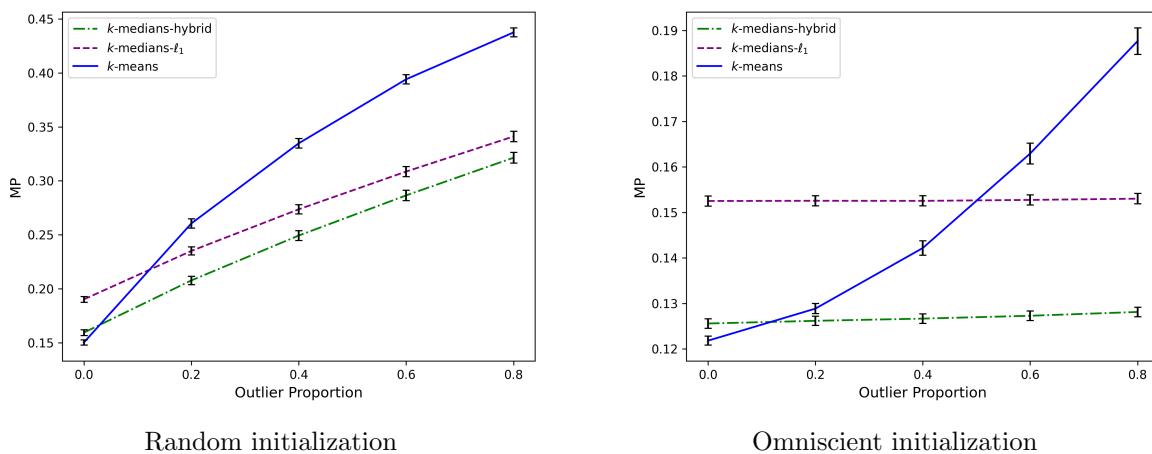


Figure 2: The effect of outlier proportions on all three algorithms.

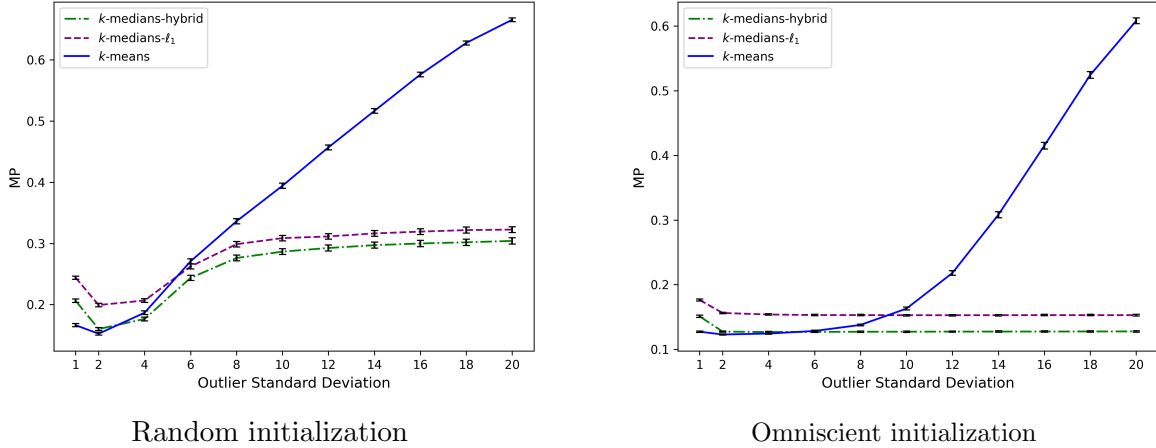


Figure 3: The effect of outlier variance on all three clustering algorithms.

The effect of variances in the outlier distribution has been demonstrated in Figure 3. Notably, even in the presence of outliers, when the outlier standard deviations are low, the  $k$ -means algorithm performs better than the other algorithms. We postulate that the outliers do not distort the location estimates in these setups enough to affect the final mislabeling proportions. As the outlier standard deviations increase, a significant portion of the outliers tends to be located away from the true data points, which disturbs the centroid estimation process and produces high mislabeling. Similar to the previous setups, the other clustering algorithms are affected less.

The effect of data dimensions in the outlier distribution has been demonstrated in Figure 4. The increase in dimension of the system increases the surface of the sphere on which the centroids of the clusters lie. As the centroids are chosen uniformly on this surface, the increase in dimension also increases the average separation between the centroids. This is expected to induce a decline in the mislabeling proportion when the initializations are close to the actual centroids. However, as the dimensions increase, the outliers also tend to move away from the origin, and as a result, the mean estimates will perform poorly. In contrast, the median is expected to have better performances. Consequently, our algorithm produces a lesser mislabeling proportion among the two  $\ell_2$  based clustering algorithms.

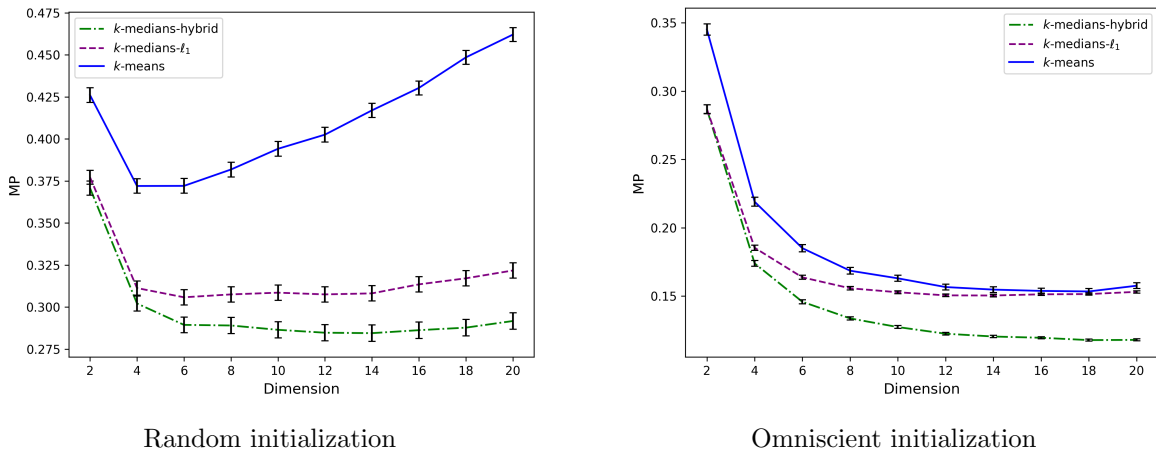


Figure 4: The effect of data dimension on all three clustering algorithms.

In Figure 5, we study the effect of the location of outliers. As the centroid of the outlier

distribution, the centroid estimates for  $k$ -means are expected to be pulled toward the same direction. Once the outliers are far away, the algorithm will start detecting the outliers as a single cluster. As a result, after a certain threshold on the norm of  $\theta^{\text{out}}$ , the mislabeling error will stabilize at a high value. As the coordinatewise median-based centroid estimates will evolve according to the empirical order statistics, the centroid estimates will not move beyond the constellation of the true points for a moderate number of outliers. As a result, the mislabeling error will still stabilize but at a much smaller value.

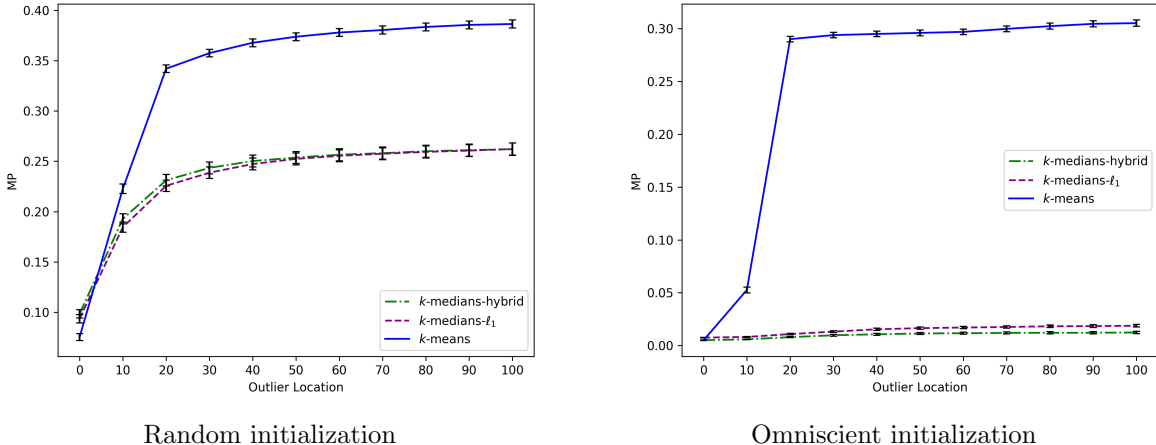


Figure 5: The effect of outlier location on all three algorithms.

### 5.3 Analysis with real datasets

Furthermore, we evaluate our proposed algorithm on public datasets: Letter Recognition ( $D_{\text{letter}}$ ) [76] and Pen-Based Recognition of Handwritten Digits ( $D_{\text{digit}}$ ) [77]. The  $D_{\text{letter}}$  dataset contains 16 primitive numerical attributes (statistical moments and edge counts) of black-and-white rectangular pixel displays of the 26 capital letters in the English alphabet. The character images were based on 20 different fonts and each letter within these 20 fonts was randomly distorted to produce a file of 20,000 unique stimuli. The  $D_{\text{digit}}$  dataset is a digit database containing attribute information on handwritten digits from 44 writers. These writers are asked to write 250 digits in random order inside boxes of 500 by 500 tablet pixel resolution. The 16 attributes of these images were collected in the dataset and we use all of them for the clustering work.

#### 5.3.1 Experiment setup

For each public dataset, we choose 300 data points from three classes as inliers, where each class selects 100 data points. Below are two ways we employed to obtain the outliers.

- **Outliers from Multiple Classes (OMC):** We randomly choose outliers from the remaining classes. We vary the number of outliers in the set  $\{0, 20, 40, 60, 80\}$ .
- **Outliers from One Class (OOC):** We choose outliers only from one of the remaining classes. As before, we vary the number of outliers in the set  $\{0, 20, 40, 60, 80\}$ .

#### 5.3.2 Results

**Results on  $D_{\text{letter}}$**  We randomly select a set of 300 data points from three distinct letter classes: “A”, “C”, and “F” and try to cluster them into three different classes. For the OOC outlier scenario

we choose the letter class “J” for sampling the outliers. We present the numerical study describing the effect of outlier proportions in Figure 6 and Figure 7 on  $D_{letter}$ . Both results show that our method consistently yields the lowest proportion of mislabeling in both scenarios (OMC and OOC), outperforming the other two algorithms. Remarkably, our method yields better mislabeling rate even in absence of outliers. As expected, the performance of all three methods deteriorates as the proportion of outlier increases.

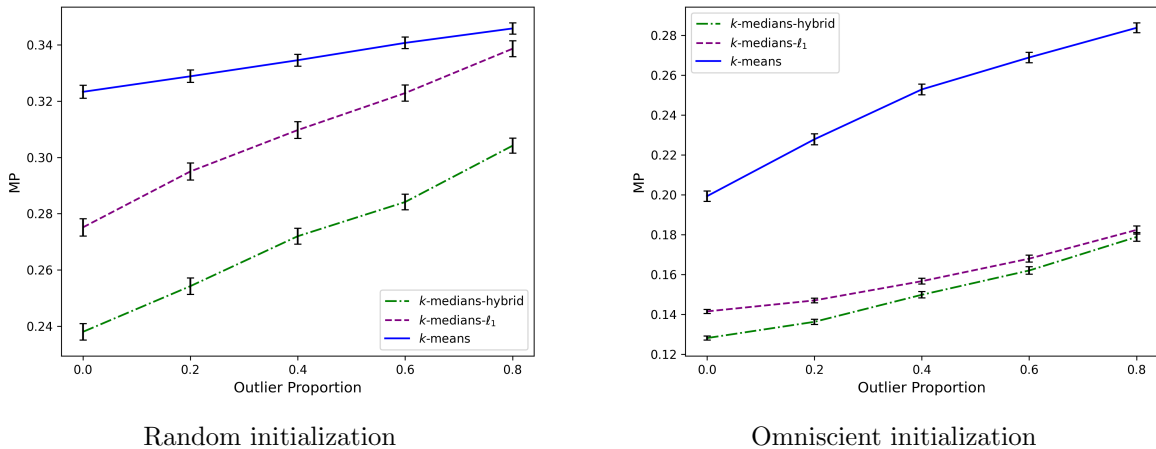


Figure 6: The effect of outlier proportion on clustering  $D_{letter}$  (OMC).

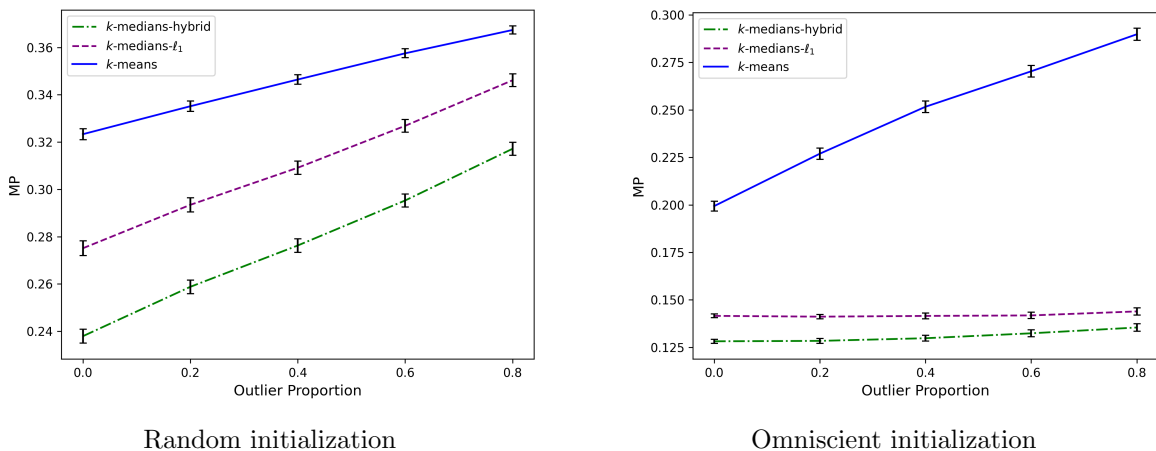
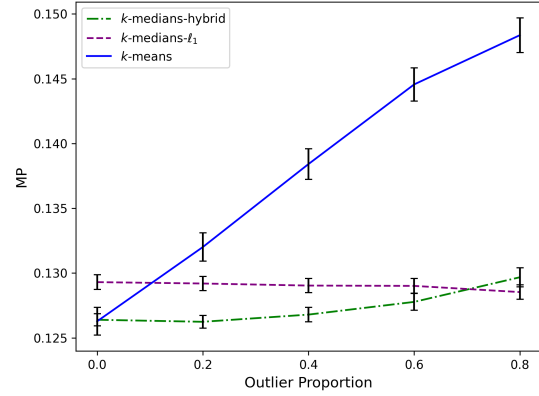
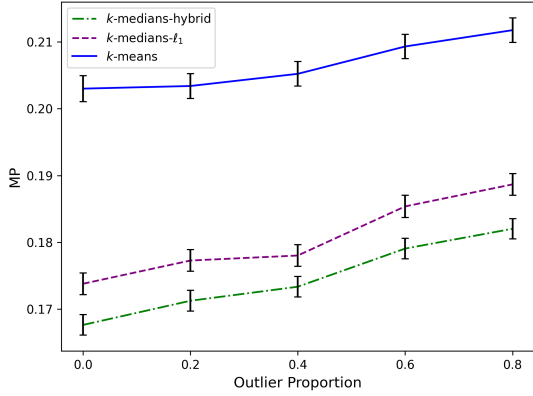


Figure 7: The effect of outlier proportion on clustering  $D_{letter}$  (OOC).

**Results on  $D_{digit}$**  As before in  $D_{letter}$ , we randomly select a set of 300 data points, representing the inliers from three distinct digit classes: “0”, “2”, and “5”. In OMC, the outliers are randomly sampled from the remaining 7 digit classes, while in OOC, the outliers are exclusively drawn from the “8” class. We present the numerical study describing the effect of outlier proportions in Figure 8 and Figure 9 on  $D_{digit}$ . The results show that our method yields the lowest proportion of mislabeling in both scenarios (OMC and OOC), outperforming the other two algorithms (except in OMC when the proportion of outliers surpasses 0.7). Comparatively,  $k$ -means is more sensitive to outliers than other two, which leads it to have the worst performance. As the number of outliers increases, the performance of  $k$ -means deteriorates much more than the other two as we expected.

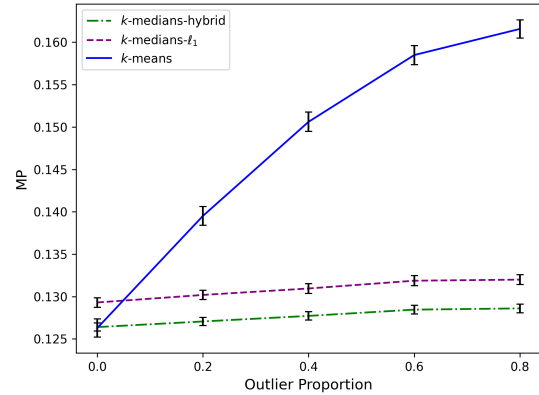
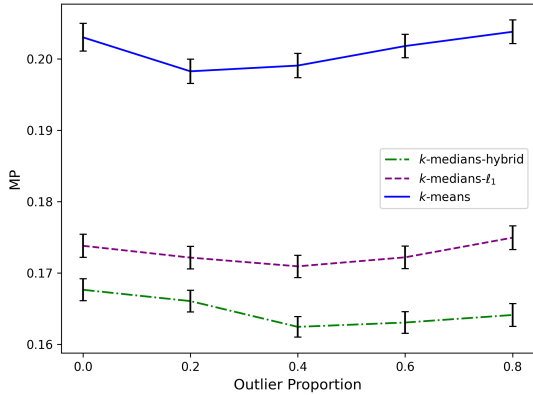




Random initialization

Omniscient initialization

Figure 8: The effect of outlier proportion on clustering  $D_{digit}$  (OMC).



Random initialization

Omniscient initialization

Figure 9: The effect of outlier proportion on clustering  $D_{digit}$  (OOC).

## References

- [1] A. K. Jian, “Data clustering: 50 years beyond k-means, pattern recognition letters,” *Corrected Proof*, 2009.
- [2] A. A. Abbasi and M. Younis, “A survey on clustering algorithms for wireless sensor networks,” *Computer Communications*, vol. 30, no. 14, pp. 2826–2841, 2007, network Coverage and Routing Schemes for Wireless Sensor Networks. [Online]. Available: <https://www.sciencedirect.com/science/article/pii/S0140366407002162>
- [3] P. Sasikumar and S. Khara, “K-means clustering in wireless sensor networks,” in *2012 Fourth international conference on computational intelligence and communication networks*. IEEE, 2012, pp. 140–144.
- [4] C. D. Maravelias, “Habitat selection and clustering of a pelagic fish: effects of topography and bathymetry on species dynamics,” *Canadian Journal of Fisheries and Aquatic Sciences*, vol. 56, no. 3, pp. 437–450, 1999.

- [5] S. Pigolotti, C. López, and E. Hernández-García, “Species clustering in competitive lotka-volterra models,” *Physical review letters*, vol. 98, no. 25, p. 258101, 2007.
- [6] H. Ng, S. Ong, K. Foong, P.-S. Goh, and W. Nowinski, “Medical image segmentation using k-means clustering and improved watershed algorithm,” in *2006 IEEE southwest symposium on image analysis and interpretation*. IEEE, 2006, pp. 61–65.
- [7] A. Ajala Funmilola, O. Oke, T. Adedeji, O. Alade, and E. Adewusi, “Fuzzy kc-means clustering algorithm for medical image segmentation,” *Journal of information Engineering and Applications, ISSN*, vol. 22245782, pp. 2225–0506, 2012.
- [8] N. Mishra, R. Schreiber, I. Stanton, and R. E. Tarjan, “Clustering social networks,” in *Algorithms and Models for the Web-Graph: 5th International Workshop, WAW 2007, San Diego, CA, USA, December 11-12, 2007. Proceedings 5*. Springer, 2007, pp. 56–67.
- [9] L. Ding, P. Shi, and B. Liu, “The clustering of internet, internet of things and social network,” in *2010 Third International Symposium on Knowledge Acquisition and Modeling*. IEEE, 2010, pp. 417–420.
- [10] R. N. Davé and R. Krishnapuram, “Robust clustering methods: a unified view,” *IEEE Transactions on fuzzy systems*, vol. 5, no. 2, pp. 270–293, 1997.
- [11] J. Hardin and D. M. Rocke, “Outlier detection in the multiple cluster setting using the minimum covariance determinant estimator,” *Computational Statistics & Data Analysis*, vol. 44, no. 4, pp. 625–638, 2004.
- [12] L. A. García-Escudero, A. Gordaliza, C. Matrán, and A. Mayo-Isacar, “A review of robust clustering methods,” *Advances in Data Analysis and Classification*, vol. 4, pp. 89–109, 2010.
- [13] R. N. Dave, “Characterization and detection of noise in clustering,” *Pattern Recognition Letters*, vol. 12, no. 11, pp. 657–664, 1991.
- [14] —, “Robust fuzzy clustering algorithms,” in *[Proceedings 1993] Second IEEE International Conference on Fuzzy Systems*. IEEE, 1993, pp. 1281–1286.
- [15] J.-M. Jolion, P. Meer, and S. Bataouche, “Robust clustering with applications in computer vision,” *IEEE transactions on pattern analysis and machine intelligence*, vol. 13, no. 8, pp. 791–802, 1991.
- [16] R. Krishnapuram and J. M. Keller, “A possibilistic approach to clustering,” *IEEE transactions on fuzzy systems*, vol. 1, no. 2, pp. 98–110, 1993.
- [17] P. Awasthi and M.-F. Balcan, “Center based clustering: A foundational perspective,” 2014.
- [18] G. Malkomes, M. J. Kusner, W. Chen, K. Q. Weinberger, and B. Moseley, “Fast distributed k-center clustering with outliers on massive data,” in *Advances in Neural Information Processing Systems*, C. Cortes, N. Lawrence, D. Lee, M. Sugiyama, and R. Garnett, Eds., vol. 28. Curran Associates, Inc., 2015. [Online]. Available: [https://proceedings.neurips.cc/paper\\_files/paper/2015/file/8fecb20817b3847419bb3de39a609afe-Paper.pdf](https://proceedings.neurips.cc/paper_files/paper/2015/file/8fecb20817b3847419bb3de39a609afe-Paper.pdf)
- [19] G. Anegg, H. Angelidakis, A. Kurpisz, and R. Zenklusen, “A technique for obtaining true approximations for k-center with covering constraints,” in *Integer Programming and Combinatorial Optimization: 21st International Conference, IPCO 2020, London, UK, June 8–10, 2020, Proceedings*. Springer, 2020, pp. 52–65.

- [20] E. Zhang, H. Li, Y. Huang, S. Hong, L. Zhao, and C. Ji, “Practical multi-party private collaborative k-means clustering,” *Neurocomputing*, vol. 467, pp. 256–265, 2022.
- [21] Y. Lu and H. H. Zhou, “Statistical and computational guarantees of lloyd’s algorithm and its variants,” *arXiv preprint arXiv:1612.02099*, 2016.
- [22] P. R. Srivastava, P. Sarkar, and G. A. Hanasusanto, “A robust spectral clustering algorithm for sub-gaussian mixture models with outliers,” *Operations Research*, vol. 71, no. 1, pp. 224–244, 2023.
- [23] Z. Zhang and J. Wang, “Upper bound estimations of misclassification rate in the heteroscedastic clustering model with sub-gaussian noises,” *Stat*, vol. 12, no. 1, p. e505, 2023.
- [24] K. Makarychev, Y. Makarychev, and I. Razenshteyn, “Performance of johnson-lindenstrauss transform for k-means and k-medians clustering,” in *Proceedings of the 51st Annual ACM SIGACT Symposium on Theory of Computing*, 2019, pp. 1027–1038.
- [25] Z. Lyu and D. Xia, “Optimal clustering by lloyd algorithm for low-rank mixture model,” *arXiv preprint arXiv:2207.04600*, 2022.
- [26] A. Bakshi, I. Diakonikolas, S. B. Hopkins, D. Kane, S. Karmalkar, and P. K. Kothari, “Outlier-robust clustering of gaussians and other non-spherical mixtures,” in *2020 IEEE 61st Annual Symposium on Foundations of Computer Science (FOCS)*. IEEE, 2020, pp. 149–159.
- [27] E. Abbe, J. Fan, and K. Wang, “An  $\ell_p$  theory of pca and spectral clustering,” *The Annals of Statistics*, vol. 50, no. 4, pp. 2359–2385, 2022.
- [28] P. Awasthi, A. Blum, and O. Sheffet, “Center-based clustering under perturbation stability,” *Information Processing Letters*, vol. 112, no. 1-2, pp. 49–54, 2012.
- [29] M. Charikar, S. Khuller, D. M. Mount, and G. Narasimhan, “Algorithms for facility location problems with outliers,” in *SODA*, vol. 1. Citeseer, 2001, pp. 642–651.
- [30] P. O. Olukanmi and B. Twala, “K-means-sharp: modified centroid update for outlier-robust k-means clustering,” in *2017 Pattern Recognition Association of South Africa and Robotics and Mechatronics (PRASA-RobMech)*. IEEE, 2017, pp. 14–19.
- [31] S. Gupta, R. Kumar, K. Lu, B. Moseley, and S. Vassilvitskii, “Local search methods for k-means with outliers,” *Proceedings of the VLDB Endowment*, vol. 10, no. 7, pp. 757–768, 2017.
- [32] M.-F. Balcan, T. Dick, Y. Liang, W. Mou, and H. Zhang, “Differentially private clustering in high-dimensional euclidean spaces,” in *International Conference on Machine Learning*. PMLR, 2017, pp. 322–331.
- [33] C. Bajaj, “Proving geometric algorithm non-solvability: An application of factoring polynomials,” *Journal of Symbolic Computation*, vol. 2, no. 1, pp. 99–102, 1986.
- [34] M. B. Cohen, Y. T. Lee, G. Miller, J. Pachocki, and A. Sidford, “Geometric median in nearly linear time,” in *Proceedings of the forty-eighth annual ACM symposium on Theory of Computing*, 2016, pp. 9–21.
- [35] H. P. Lopuhaa, “On the relation between s-estimators and m-estimators of multivariate location and covariance,” *The Annals of Statistics*, pp. 1662–1683, 1989.

- [36] E. Weiszfeld, “Sur le point pour lequel la somme des distances de  $n$  points donnés est minimum,” *Tohoku Mathematical Journal, First Series*, vol. 43, pp. 355–386, 1937.
- [37] P. J. Bickel, “On some alternative estimates for shift in the  $p$ -variate one sample problem,” *The Annals of Mathematical Statistics*, pp. 1079–1090, 1964.
- [38] D. Yin, Y. Chen, R. Kannan, and P. Bartlett, “Byzantine-robust distributed learning: Towards optimal statistical rates,” in *International Conference on Machine Learning*. PMLR, 2018, pp. 5650–5659.
- [39] R. M. de Souza and F. de A.T. de Carvalho, “Clustering of interval data based on city–block distances,” *Pattern Recognition Letters*, vol. 25, no. 3, pp. 353–365, 2004. [Online]. Available: <https://www.sciencedirect.com/science/article/pii/S0167865503002423>
- [40] P. Bradley, O. Mangasarian, and W. Street, “Clustering via concave minimization,” *Advances in neural information processing systems*, vol. 9, 1996.
- [41] S. Vempala and G. Wang, “A spectral algorithm for learning mixture models,” *Journal of Computer and System Sciences*, vol. 68, no. 4, pp. 841–860, 2004.
- [42] A. Kumar, Y. Sabharwal, and S. Sen, “A simple linear time  $(1+\epsilon)$ -approximation algorithm for  $k$ -means clustering in any dimensions,” in *45th Annual IEEE Symposium on Foundations of Computer Science*. IEEE, 2004, pp. 454–462.
- [43] K. Pearson, “Contributions to the mathematical theory of evolution,” *Philosophical Transactions of the Royal Society of London. A*, vol. 185, pp. 71–110, 1894.
- [44] N. E. Day, “Estimating the components of a mixture of normal distributions,” *Biometrika*, vol. 56, no. 3, pp. 463–474, 1969.
- [45] A. Anandkumar, D. Hsu, and S. M. Kakade, “A method of moments for mixture models and hidden markov models,” in *Conference on Learning Theory*. JMLR Workshop and Conference Proceedings, 2012, pp. 33–1.
- [46] N. Doss, Y. Wu, P. Yang, and H. H. Zhou, “Optimal estimation of high-dimensional location gaussian mixtures,” *arXiv preprint arXiv:2002.05818*, 2020.
- [47] A. Moitra and G. Valiant, “Settling the polynomial learnability of mixtures of gaussians,” in *2010 IEEE 51st Annual Symposium on Foundations of Computer Science*. IEEE, 2010, pp. 93–102.
- [48] M. Belkin and K. Sinha, “Learning gaussian mixtures with arbitrary separation,” *arXiv preprint arXiv:0907.1054*, 2009.
- [49] S. Dasgupta and L. J. Schulman, “A probabilistic analysis of em for mixtures of separated, spherical gaussians,” *Journal of Machine Learning Research*, vol. 8, pp. 203–226, 2007.
- [50] M. Löffler, A. Y. Zhang, and H. H. Zhou, “Optimality of spectral clustering in the gaussian mixture model,” *The Annals of Statistics*, vol. 49, no. 5, pp. 2506–2530, 2021.
- [51] X. Chen and A. Y. Zhang, “Optimal clustering in anisotropic gaussian mixture models,” *arXiv preprint arXiv:2101.05402*, 2021.

- [52] J. A. Cuesta-Albertos, A. Gordaliza, and C. Matrán, “Trimmed  $k$ -means: an attempt to robustify quantizers,” *The Annals of Statistics*, vol. 25, no. 2, pp. 553–576, 1997.
- [53] A. Bojchevski, Y. Matkovic, and S. Günnemann, “Robust spectral clustering for noisy data: Modeling sparse corruptions improves latent embeddings,” in *Proceedings of the 23rd ACM SIGKDD international conference on knowledge discovery and data mining*, 2017, pp. 737–746.
- [54] Y. Zhang and K. Rohe, “Understanding regularized spectral clustering via graph conductance,” *Advances in Neural Information Processing Systems*, vol. 31, 2018.
- [55] M. Chen, C. Gao, and Z. Ren, “Robust covariance and scatter matrix estimation under huber’s contamination model,” *The Annals of Statistics*, vol. 46, no. 5, pp. 1932–1960, 2018.
- [56] B. Chakraborty and P. Chaudhuri, “A note on the robustness of multivariate medians,” *Statistics & Probability Letters*, vol. 45, no. 3, pp. 269–276, 1999.
- [57] P. Chaudhuri, “On a geometric notion of quantiles for multivariate data,” *Journal of the American statistical association*, vol. 91, no. 434, pp. 862–872, 1996.
- [58] B. Chakraborty and P. Chaudhuri, “On a transformation and re-transformation technique for constructing an affine equivariant multivariate median,” *Proceedings of the American mathematical society*, vol. 124, no. 8, pp. 2539–2547, 1996.
- [59] L. Kaufman and P. J. Rousseeuw, *Finding groups in data: an introduction to cluster analysis*. John Wiley & Sons, 2009.
- [60] P. Rousseeuw and P. Kaufman, “Clustering by means of medoids,” in *Proceedings of the statistical data analysis based on the  $L_1$  norm conference, neuchatel, switzerland*, vol. 31, 1987.
- [61] G. Appert and O. Catoni, “New bounds for  $k$ -means and information  $k$ -means,” *arXiv preprint arXiv:2101.05728*, 2021.
- [62] Y. Klochkov, A. Kroshnin, and N. Zhivotovskiy, “Robust  $k$ -means clustering for distributions with two moments,” *The Annals of Statistics*, vol. 49, no. 4, pp. 2206–2230, 2021.
- [63] C. Brunet-Saumard, E. Genetay, and A. Saumard, “K-bmom: A robust lloyd-type clustering algorithm based on bootstrap median-of-means,” *Computational Statistics & Data Analysis*, vol. 167, p. 107370, 2022.
- [64] P. J. Huber, “A robust version of the probability ratio test,” *The Annals of Mathematical Statistics*, pp. 1753–1758, 1965.
- [65] —, “Robust estimation of a location parameter,” *Breakthroughs in statistics: Methodology and distribution*, pp. 492–518, 1992.
- [66] G. Lugosi and S. Mendelson, “Robust multivariate mean estimation: the optimality of trimmed mean,” 2021.
- [67] I. Diakonikolas, G. Kamath, D. Kane, J. Li, A. Moitra, and A. Stewart, “Robust estimators in high-dimensions without the computational intractability,” *SIAM Journal on Computing*, vol. 48, no. 2, pp. 742–864, 2019.

- [68] A. Liu and A. Moitra, “Robustly learning general mixtures of gaussians,” *Journal of the ACM*, 2023.
- [69] L. P. Chew and R. L. Dyrsdale III, “Voronoi diagrams based on convex distance functions,” in *Proceedings of the first annual symposium on Computational geometry*, 1985, pp. 235–244.
- [70] R. Klein, *Concrete and abstract Voronoi diagrams*. Springer Science & Business Media, 1989, vol. 400.
- [71] C. Gao, Z. Ma, A. Y. Zhang, and H. H. Zhou, “Community detection in degree-corrected block models,” 2018.
- [72] D. Arthur and S. Vassilvitskii, “K-means++ the advantages of careful seeding,” in *Proceedings of the eighteenth annual ACM-SIAM symposium on Discrete algorithms*, 2007, pp. 1027–1035.
- [73] A. Deshpande, P. Kacham, and R. Pratap, “Robust  $k$ -means++,” in *Conference on Uncertainty in Artificial Intelligence*. PMLR, 2020, pp. 799–808.
- [74] O. Regev and A. Vijayaraghavan, “On learning mixtures of well-separated gaussians,” *CoRR*, vol. abs/1710.11592, 2017. [Online]. Available: <http://arxiv.org/abs/1710.11592>
- [75] S. Lloyd, “Least squares quantization in pcm,” *IEEE transactions on information theory*, vol. 28, no. 2, pp. 129–137, 1982.
- [76] D. Slate, “Letter Recognition,” UCI Machine Learning Repository, 1991, DOI: <https://doi.org/10.24432/C5ZP40>.
- [77] E. Alpaydin and F. Alimoglu, “Pen-Based Recognition of Handwritten Digits,” UCI Machine Learning Repository, 1998, DOI: <https://doi.org/10.24432/C5MG6K>.
- [78] D. Hsu, S. Kakade, and T. Zhang, “A tail inequality for quadratic forms of subgaussian random vectors,” *Electronic communications in Probability*, vol. 17, pp. 1–6, 2012.
- [79] S. Boucheron, G. Lugosi, and P. Massart, *Concentration inequalities: A nonasymptotic theory of independence*. Oxford university press, 2013.
- [80] M. J. Wainwright, *High-dimensional statistics: A non-asymptotic viewpoint*. Cambridge University Press, 2019, vol. 48.

## A Mislabeled error lower bound for the $\ell_1$ metric

### A.1 Notation

Suppose that we know the true centroids and that we cluster the points using the  $\ell_1$  distance. We study the additive Gaussian error model. In our model, the observed data  $Y_1, \dots, Y_n \in \mathbb{R}^d$  are distributed as

$$Y_i = \theta_{z_i} + w_i, \quad i = 1, \dots, n, \quad (11)$$

where  $\{z_i\}_{i=1}^n \in [k]^n$  denote the underlying unknown component labels of the points, and the  $\{w_i\}_{i=1}^n$  denote the error variables. We assume that  $\{w_i\}_{i=1}^n$  are independent  $\mathcal{N}(0, \sigma^2 I_{d \times d})$  random variables. Suppose that the parameter space in dimension  $d$ , with number of clusters  $k$  known, is given by

$$\Theta = \left\{ \theta : \theta = [\theta_1, \dots, \theta_k] \in \mathbb{R}^{d \times k}, \Delta \leq \min_{g \neq h} \|\theta_g - \theta_h\|_2 \right\}. \quad (12)$$

Suppose that we are given the estimates  $\hat{z} = \{\hat{z}_1, \dots, \hat{z}_n\}$  of the true labels  $z = \{z_1, \dots, z_n\}$ . The loss function we evaluate is the mislabeling error as in (2)

$$\ell(\hat{z}, z) = \frac{1}{n} \sum_{i=1}^n \mathbf{1}_{\{\hat{z}_i \neq z_i\}}.$$

Given any vector  $v \in \mathbb{R}^d$  we define the  $\ell_1$  and  $\ell_2$  norms of  $v$  respectively as

$$\|v\|_1 = \sum_{i \in [d]} |v_i|, \quad \|v\|_2 = \left( \sum_{i \in [d]} v_i^2 \right)^{1/2}. \quad (13)$$

### A.2 Base case: Number of clusters is two

Suppose that we have estimates of the centroids  $\hat{\theta}_1, \hat{\theta}_2$ , and we cluster the points using the  $\ell_1$  distance. Below we prove Theorem 1 for the two cluster setup.

*Proof of Theorem 1.* Let  $v = \theta_1 - \theta_2$ ,  $u_1 = \theta_1 - \hat{\theta}_1$ ,  $u_2 = \theta_2 - \hat{\theta}_2$ . We will choose  $\theta_1, \theta_2$  in such a way that  $|v_j| > 2\sigma C_0$  for all  $j = 1, \dots, d$ . We observe that in this special case of two centroids we have

$$\begin{aligned} \mathbb{P}[\hat{z}_i = 2, z_i = 1] &= \mathbb{P}\left[Y_i = \theta_1 + w_i, \|Y_i - \hat{\theta}_1\|_1 \geq \|Y_i - \hat{\theta}_2\|_1\right] = \mathbb{P}\left[\|w_i + u_1\|_1 \geq \|w_i + v + u_2\|_1\right], \\ \mathbb{P}[\hat{z}_i = 1, z_i = 2] &= \mathbb{P}\left[Y_i = \theta_2 + w_i, \|Y_i - \hat{\theta}_2\|_1 \geq \|Y_i - \hat{\theta}_1\|_1\right] = \mathbb{P}\left[\|w_i + u_2\|_1 \geq \|w_i + v + u_1\|_1\right]. \end{aligned}$$

Hence, we can bound the expected error of mislabeling as

$$\mathbb{E}[\ell(\hat{z}, z)] \geq \frac{1}{n} \sum_{i=1}^n \min\{\mathbb{P}[\|w_i + u_1\|_1 \geq \|w_i + v + u_2\|_1], \mathbb{P}[\|w_i + u_2\|_1 \geq \|w_i + v + u_1\|_1]\}. \quad (14)$$

Without loss of generality, let us consider the probability  $\mathbb{P}[\|g + u_2\|_1 \geq \|g + v + u_1\|_1]$ , where  $g \sim N(0, \sigma^2 I_{d \times d})$  and  $u_1, u_2$  can depend on  $g$  with  $\|u_1\|_2, \|u_2\|_2 \leq C_0 \sigma$ . Then it suffices to show

that for the above probability we achieve the desired lower bound. Then we have

$$\begin{aligned} & \mathbb{P} [\|g + u_2\|_1 \geq \|g + v + u_1\|_1] \\ & \stackrel{(a)}{=} \mathbb{P} \left[ \sum_{j=1}^d 2 \min\{|g_j + u_{2,j}|, |v_j + u_{1,j} - u_{2,j}|\} \mathbf{1}_{\left\{ \begin{array}{l} \text{sign}(g_j + u_{2,j}) \neq \\ \text{sign}(v_j + u_{1,j} - u_{2,j}) \end{array} \right\}} \geq \|v + u_1 - u_2\|_1 \right] \end{aligned} \quad (15)$$

$$\begin{aligned} & \stackrel{(b)}{\geq} \mathbb{P} \left[ |g_j| \geq \frac{|v_j|}{2} + \frac{3}{2}C_0\sigma, \text{sign}(g_j) \neq \text{sign}(v_j) \ j = 1, \dots, d \right] \\ & \stackrel{(c)}{\geq} \mathbb{P} \left[ g_j \geq \frac{|v_j|}{2} + \frac{3}{2} \max\{C_0, 1\}\sigma, \ j = 1, \dots, d \right] \end{aligned} \quad (16)$$

where the justification for steps (a), (b) and (c) is given below. Step (a) follows using

$$\begin{aligned} & \|g + v + u_1\|_1 \\ & = \sum_{j=1}^d |g_j + v_j + u_{1,j}| \\ & = \sum_{j=1}^d \left( |g_j + u_{2,j}| + |v_j + u_{1,j} - u_{2,j}| \right. \\ & \quad \left. - 2 \min\{|g_j + u_{2,j}|, |v_j + u_{1,j} - u_{2,j}|\} \mathbf{1}_{\left\{ \begin{array}{l} \text{sign}(g_j + u_{2,j}) \neq \\ \text{sign}(v_j + u_{1,j} - u_{2,j}) \end{array} \right\}} \right) \\ & = \|g + v + u_2\|_1 + \|v + u_1 - u_2\|_1 - \sum_{j=1}^d 2 \min\{|g_j + u_{2,j}|, |v_j + u_{1,j} - u_{2,j}|\} \mathbf{1}_{\left\{ \begin{array}{l} \text{sign}(g_j + u_{2,j}) \neq \\ \text{sign}(v_j + u_{1,j} - u_{2,j}) \end{array} \right\}}. \end{aligned}$$

Step (b) follows as  $\sup_{i \in \{1,2\}} \sup_{j \in [d]} |u_{i,j}| \leq C_0\sigma$  and  $|v_j| > 2\sigma C_0$  for all  $j = 1, \dots, d$ . Step (c) follows since  $\mathbb{P}[|g_j| \geq a, \text{sign}(g_j) = s] = \mathbb{P}[g_j \geq a]$  for  $a \geq 0$ . Let  $y_i = |v_i| + 3C_0\sigma$ . Then we can bound the final probability term in (16) using the following tail bound for  $z \sim N(0, \sigma^2)$  [21, Section A.4]

$$t \geq \sigma, \quad \mathbb{P}[z \geq t] = \frac{1}{\sqrt{2\pi}\sigma} \int_t^\infty e^{-\frac{x^2}{2\sigma^2}} dx \geq \frac{1}{\sqrt{2\pi}} \frac{t/\sigma}{\left(\frac{t}{\sigma}\right)^2 + 1} e^{-\frac{t^2}{2\sigma^2}} \geq \frac{1}{\sqrt{2\pi}} \frac{\sigma}{2t} e^{-\frac{t^2}{2\sigma^2}}. \quad (17)$$

Using the above we get

$$\begin{aligned} \mathbb{P} \left[ g_j \geq \frac{1}{2}|v_j| + \frac{3}{2} \max\{C_0, 1\}\sigma \right] & \geq \frac{\sigma}{\left(\frac{1}{2}|v_j| + \frac{3}{2} \max\{C_0, 1\}\sigma\right)\sqrt{2\pi}} \exp \left\{ -\frac{(|v_j| + 3 \max\{C_0, 1\}\sigma)^2}{8\sigma^2} \right\} \\ & \geq \exp \left\{ -\frac{1}{8\sigma^2} \{(|v_j| + 3 \max\{C_0, 1\}\sigma)^2 + C_2\sigma|v_j| + C_3\sigma^2\} \right\}. \end{aligned} \quad (18)$$

Then continuing (16) with the independence of  $g_i$ -s we get

$$\begin{aligned} & \mathbb{P} [\|g + u_2\|_1 \geq \|g + v + u_1\|_1] \\ & \geq \exp \left\{ -\frac{1}{8\sigma^2} \left\{ \sum_{j=1}^d |v_j|^2 + C_4\sigma \sum_{j=1}^d |v_j| + C_5d\sigma^2 \right\} \right\} \geq \exp \left\{ -\frac{1}{8\sigma^2} \{\Delta^2 + C_4\sigma\Delta\sqrt{d} + C_5d\sigma^2\} \right\} \end{aligned} \quad (19)$$



where the last inequality follows using  $\sum_{j=1}^d |v_j|^2 = \Delta^2$  and from Cauchy-Schwarz inequality we have

$$\sum_{j=1}^d |v_j| \leq \sqrt{d} \|v\|_2.$$

This finishes the proof of part (i).

To prove the worst case bound in part (ii), without loss of generality and for simplicity of notation, let  $d$  be an even number. We choose  $\theta_1, \theta_2$  as

$$\begin{aligned} \theta_1 &= \{v_j\}_{j=1}^{2m}, \quad v_{2j-1} = \Delta \frac{(1+\delta)}{\sqrt{d(1+\delta^2)}}, \quad v_{2j} = \Delta \frac{(1-\delta)}{\sqrt{d(1+\delta^2)}}, \quad j = 1, \dots, d/2, \\ \theta_2 &= (0, \dots, 0), \end{aligned} \quad (20)$$

with  $\delta \in (0, 1/2)$  is such that  $2 > \frac{C}{2} + 1 = 8\delta^2 > C$ . This implies that

$$\begin{aligned} v &= \theta_1 - \theta_2, \quad \|v\|_1 = \frac{\Delta\sqrt{d}}{\sqrt{1+\delta^2}}, \quad \|v\|_2 = \Delta, \\ \min_j |v_j| &= \Delta \frac{(1-\delta)}{\sqrt{d(1+\delta^2)}} = \frac{\|v\|_1}{2d} + \frac{\Delta}{\sqrt{d(1+\delta^2)}} \left( \frac{1}{2} - \delta \right). \end{aligned} \quad (21)$$

Then depending on  $C, C_0$ , we can pick  $c_0 > 0$  large enough such that  $\Delta > c_0\sigma\sqrt{d}$  ensures

$$\min_j |v_j| \geq \frac{\|v\|_1}{2d} + 4C_0\sigma. \quad (22)$$

Then we continue to bound (15) as

$$\begin{aligned} &\mathbb{P} [\|g + u_2\|_1 \geq \|g + v + u_1\|_1] \\ &= \mathbb{P} \left[ \sum_{j=1}^d \min\{|g_j| - |u_{2,j}|, |v_j| - |u_{1,j}| - |u_{2,j}|\} \mathbf{1}_{\{\text{sign}(g_j + u_{2,j}) \neq \text{sign}(v_j + u_{1,j} - u_{2,j})\}} \geq \frac{\|v\|_1}{2d} + C_0\sigma \right] \\ &\stackrel{(a)}{\geq} \mathbb{P} \left[ |g_j| - |u_{2,j}| \geq \frac{\|v\|_1}{2d} + C_0\sigma, \text{sign}(g_j) \neq \text{sign}(v_j) \quad j = 1, \dots, d \right] \\ &\stackrel{(b)}{\geq} \mathbb{P} \left[ g_j \geq \frac{\|v\|_1}{2d} + 2 \max\{C_0, 1\}\sigma, j = 1, \dots, d \right]. \end{aligned} \quad (23)$$

where (a) follows from the fact that (22) implies

$$|v_j| - |u_{1,j}| - |u_{2,j}| \geq \frac{\|v\|_1}{2d} + C_0\sigma, \quad \text{sign}(v_j + u_{1,j} - u_{2,j}) = \text{sign}(v_j),$$

and  $\text{sign}(g_j + u_{2,j}) = \text{sign}(g_j)$  when  $|g_j| - |u_{2,j}|$  is positive, and (b) follows using  $\max_{j \in [d]} |u_{2,j}| \leq C_0\sigma$  and since  $\mathbb{P}[|g_j| \geq a, \text{sign}(g_j) = s] = \mathbb{P}[g_j \geq a]$  for  $a \geq 0$ . For simplicity of notation, let  $y = \frac{\Delta}{\sqrt{(1+\delta^2)}} + 4 \max\{C_0, 1\}\sigma\sqrt{d}$ . Then we can bound the final probability term in (23) using (21) and (17) as

$$\mathbb{P} \left[ g_j \geq \frac{\|v\|_1}{2d} + 2 \max\{C_0, 1\}\sigma \right] = \mathbb{P} \left[ g_j \geq \frac{y}{2\sqrt{d}} \right] \geq \frac{4\sigma\sqrt{d}}{y\sqrt{2\pi}} \exp \left\{ -\frac{y^2}{8d\sigma^2} \right\} \quad (24)$$

where the last inequality follows using (17). Given  $C, C_0 > 0$ , as  $8\delta^2 = \frac{C}{2} + 1 > C$ , we can pick  $c_1 > 0$  large enough such that, whenever  $\Delta \geq c_1\sigma\sqrt{d}$ , the right most term in the above display is at least  $\exp\left\{-\frac{y^2}{(8+C)d\sigma^2}\right\}$ . In view of (23) we get

$$\mathbb{P}[\|g + u_2\|_1 \geq \|g + v + u_1\|_1] \geq \prod_{j=1}^d \left\{ \mathbb{P}\left[g_j \geq \frac{\|v\|_1}{2d} + 2\max\{C_0, 1\}\sigma\right] \right\} \geq \exp\left\{-\frac{y^2}{(8+C)\sigma^2}\right\}.$$

This finishes our proof.  $\square$

### A.3 General number of centroids

For general  $k \geq 2$ , we pick  $\theta_1, \theta_2$  to be the centroids that are exactly  $\Delta$  distance away and chosen according to the previous two centroid case. As there are at least  $n\alpha$  points in the cluster  $T_1$ , we get

$$\frac{1}{n} \sum_{i=1}^n \mathbb{P}[\hat{z}_i \neq z_i] \geq \frac{1}{n} \sum_{i \in T_1} \mathbb{P}[\hat{z}_i \neq z_i] \geq \alpha \min_{i \in T_1} \mathbb{P}[\hat{z}_i \neq 1].$$

As we are labeling the points using the  $\ell_1$  metric, for any  $i \in T_1$ ,  $\|Y_i - \hat{\theta}_1\|_1 \geq \|Y_i - \hat{\theta}_2\|_1$  is a sufficient criteria to have  $\hat{z}_i \neq 1$ . This implies we have

$$\frac{1}{n} \sum_{i=1}^n \mathbb{P}[\hat{z}_i \neq z_i] \geq \alpha \min_{i \in T_1} \mathbb{P}[\|Y_i - \hat{\theta}_1\|_1 \geq \|Y_i - \hat{\theta}_2\|_1]$$

Then we can replicate the analysis for the  $k = 2$  case, with an appropriate  $\delta > 0$ , to achieve  $\alpha e^{-\frac{\Delta^2}{(8+C)\sigma^2}}$  lower bound with  $\tilde{C} > C$ . As  $\Delta \gg \sigma\sqrt{\log(1/\alpha)}$ , we achieve the desired lower bound.

## B Proof of mislabeling optimality

### B.1 Step-wise clustering errors due to mislabelling (in presence of outliers)

For a simplicity of notation, we will use  $\|\cdot\|$  and  $\|\cdot\|_2$  interchangeably, unless specified otherwise, in all the proofs in this section. The proof of the  $k$ -medians-hybrid algorithm is primarily based on the following two stages:

- (a) analyzing accuracy of the clustering method based on current center estimates,
- (b) analysis of the next center updates based on current labels.

We obtain results for these steps separately and then combine them to prove Theorem 2. Our analysis depends on high-probability events of the following types. See Appendix D for the proofs.

**Lemma 4.** *Let  $\{Z_1, \dots, Z_n\}$  be a set of independent real-valued  $\text{SubG}(\sigma^2)$  random variables. Fix  $p_0 \in (0, \frac{1}{2}]$ . Then there is an event  $\mathcal{E}_{p_0}^{\text{ord}}$  with  $\mathbb{P}[\mathcal{E}_{p_0}^{\text{ord}}] \geq 1 - 2e^{-0.3n}$  on which for all  $p \in [p_0, \frac{1}{2}]$  and all sets  $V \subseteq \{Z_1, \dots, Z_n\}$  with  $|V| \geq \max\left\{n\alpha, \frac{2}{p_0}\right\}$*

$$-\sigma\sqrt{\frac{4}{p_0}\left(\frac{1}{\alpha} + 1\right)} \leq V^{(\lceil(1-p)|V|\rceil)} \leq V^{(\lfloor p|V|\rfloor)} \leq \sigma\sqrt{\frac{4}{p_0}\left(\frac{1}{\alpha} + 1\right)}, \quad (25)$$

where for a set of  $n$  real numbers  $\{v_1, \dots, v_n\}$  its order statistics are given by  $v^{(1)} \geq \dots \geq v^{(n)}$ .

**Lemma 5.** Fix  $\epsilon_0 > 0$  and let  $n\alpha \geq c \log n$ . Then there is an event  $\mathcal{E}_{\epsilon_0}^{\text{con}}$  with  $\mathbb{P} [\mathcal{E}_{\epsilon_0}^{\text{con}}] \geq 1 - kn^{-c/4}$  on which for any  $h \in [k]$

$$\sum_{i \in T_g^*} \mathbf{1}_{\{\epsilon_0^2 \|\theta_g - \theta_h\|^2 \leq \langle w_i, \theta_h - \theta_g \rangle\}} \leq \frac{5n_g^*}{2\epsilon_0^4 (\Delta/\sigma)^2}, \quad g \in [k], g \neq h.$$

**Lemma 6.** For any symmetric matrix  $A$  let  $\lambda_{\max}(A)$  denote its maximum eigen value. Let  $n\alpha \geq c \log n$ . Then there exists a set  $\mathcal{E}^{\text{eigen}}$  with  $\mathbb{P} [\mathcal{E}^{\text{eigen}}] \geq 1 - kn^{-c/2}$  on which  $\lambda_{\max} \left( \sum_{i \in T_g^*} w_i w_i^\top \right) \leq 6\sigma^2(n_g^* + d)$  for all  $g \in [k]$ .

In view of the above lemmas we prove the next result that bounds the mislabeling error based on the centroid estimation error in the previous step and conversely bounds the centroid estimation error based on the mislabeling proportion on the previous step. This is the essence of the proof of Theorem 2.

**Lemma 7.** Fix  $\epsilon_0 \in (0, \frac{1}{2}]$  and  $\gamma_0 \in (\frac{10}{n\alpha}, \frac{1}{2}]$ . Suppose that an adversary added at most  $n\alpha(1 - \delta)$  many outliers for some  $\delta > 0$  and  $n\alpha \geq c \log n$ . Then there is an event  $\mathcal{E}_{\gamma_0, \epsilon_0}$  with

$$\mathbb{P} [\mathcal{E}_{\gamma_0, \epsilon_0}] \geq 1 - 2(k^2 + k)n^{-c/4} - 8dke^{-0.3n}$$

on which the following holds true:

(i) If  $\Lambda_s \leq \frac{1}{2} - \epsilon_0$  then  $H_{s+1} \geq \frac{1}{2} + \min \left\{ \frac{\delta - 2\tau}{2(2-\delta)}, \frac{1}{2} - \tau \right\}$  where  $\tau = \frac{17}{2\epsilon_0^2(\text{SNR}\sqrt{\alpha/(1+dk/n)})^2}$ ,

(ii) If  $H_s \geq \frac{1}{2} + \gamma_0$  then  $\Lambda_s \leq \frac{8\sqrt{3}}{\Delta/\sigma} \sqrt{\frac{d}{\gamma_0\alpha}}$ .

*Proof.* For any  $g \neq h \in [k] \times [k]$ ,

$$\begin{aligned} \mathbf{1}_{\{z_i=g, \hat{z}_i^{(s+1)}=h\}} &\leq \mathbf{1}_{\{\|Y_i - \hat{\theta}_h^{(s)}\|^2 \leq \|Y_i - \hat{\theta}_g^{(s)}\|^2, i \in T_g^*\}} \\ &= \mathbf{1}_{\{\|\theta_g + w_i - \hat{\theta}_h^{(s)}\|^2 \leq \|\theta_g + w_i - \hat{\theta}_g^{(s)}\|^2\}} = \mathbf{1}_{\{\|\theta_g - \hat{\theta}_h^{(s)}\|^2 - \|\theta_g - \hat{\theta}_g^{(s)}\|^2 \leq 2\langle w_i, \hat{\theta}_h^{(s)} - \hat{\theta}_g^{(s)} \rangle\}}. \end{aligned} \quad (26)$$

The triangle inequality implies

$$\|\theta_g - \hat{\theta}_h^{(s)}\|^2 \geq \left( \|\theta_g - \theta_h\| - \|\theta_h - \hat{\theta}_h^{(s)}\| \right)^2 \geq (1 - \Lambda_s)^2 \|\theta_g - \theta_h\|^2. \quad (27)$$

Using

$$\|\theta_g - \hat{\theta}_g^{(s)}\| \leq \Lambda_s \Delta \leq \Lambda_s \|\theta_g - \theta_h\|$$

and the fact that  $(1-x)^2 - y^2 \geq (1-x-y)^2$  when  $y(1-x-y) \geq 0$ , we obtain

$$\begin{aligned} \|\theta_g - \hat{\theta}_h^{(s)}\|^2 - \|\theta_g - \hat{\theta}_g^{(s)}\|^2 &\geq (1 - \Lambda_s)^2 \|\theta_g - \theta_h\|^2 - \Lambda_s^2 \|\theta_g - \theta_h\|^2 \geq (1 - 2\Lambda_s) \|\theta_g - \theta_h\|^2 \geq 2\epsilon_0 \|\theta_g - \theta_h\|^2. \end{aligned} \quad (28)$$

Denote by  $\Delta_h = \hat{\theta}_h^{(s)} - \theta_h$  for  $h \in [k]$ . In view of the last inequality, continuing (26) we get

$$\begin{aligned} \mathbf{1}_{\{z_i=g, \hat{z}_i^{(s+1)}=h\}} &\leq \mathbf{1}_{\{\epsilon_0 \|\theta_g - \theta_h\|^2 \leq \langle w_i, \theta_h - \theta_g + \Delta_h - \Delta_g \rangle\}} \\ &\leq \mathbf{1}_{\{\frac{\epsilon_0}{2} \|\theta_g - \theta_h\|^2 \leq \langle w_i, \theta_h - \theta_g \rangle\}} + \mathbf{1}_{\{\frac{\epsilon_0}{2} \|\theta_g - \theta_h\|^2 \leq \langle w_i, \Delta_h - \Delta_g \rangle\}} \\ &\leq \mathbf{1}_{\{\frac{\epsilon_0}{2} \|\theta_g - \theta_h\|^2 \leq \langle w_i, \theta_h - \theta_g \rangle\}} + \frac{4}{\epsilon_0^2 \Delta^4} (w_i^\top (\Delta_h - \Delta_g))^2, \end{aligned} \quad (29)$$

where the last inequality follows as

$$\mathbf{1}_{\{\frac{\epsilon_0}{2}\|\theta_g - \theta_h\|^2 \leq \langle w_i, \Delta_h - \Delta_g \rangle\}} \leq \frac{4(w_i^\top(\Delta_h - \Delta_g))^2}{\epsilon_0^2\|\theta_g - \theta_h\|^4} \leq \frac{4}{\epsilon_0^2\Delta^4}(w_i^\top(\Delta_h - \Delta_g))^2.$$

Summing  $\mathbf{1}_{\{z_i=g, \hat{z}_i^{(s+1)}=h\}}$  over  $\{i \in T_g^*\}$

$$n_{gh}^{(s+1)} \leq \sum_{i \in T_g^*} \mathbf{1}_{\{\frac{\epsilon_0}{2}\|\theta_g - \theta_h\|^2 \leq \langle w_i, \theta_h - \theta_g \rangle\}} + \frac{4}{\epsilon_0^2\Delta^4} \sum_{i \in T_g^*} (w_i^\top(\Delta_h - \Delta_g))^2 \quad (30)$$

In view of Lemma 5, as  $n_g^* \geq n\alpha$  we get on the set  $\mathcal{E}_{\epsilon_0}^{\text{con}}$

$$\sum_{i \in T_g^*} \mathbf{1}_{\{\frac{\epsilon_0}{2}\|\theta_g - \theta_h\|^2 \leq \langle w_i, \theta_h - \theta_g \rangle\}} \leq \frac{10n_g^*\sigma^2}{\epsilon_0^2\Delta^2}. \quad (31)$$

Next we note that as  $\|\Delta_g - \Delta_h\|^2 \leq 4\Lambda_s^2\Delta^2$ , we have

$$\begin{aligned} \sum_{i \in T_g^*} (w_i^\top(\Delta_h - \Delta_g))^2 &= \sum_{i \in T_g^*} (\Delta_h - \Delta_g) \left( \sum_{i \in T_g^*} w_i w_i^\top \right) (\Delta_h - \Delta_g) \\ &\leq \lambda_{\max} \left( \sum_{i \in T_g^*} w_i w_i^\top \right) \|\Delta_g - \Delta_h\|^2 \leq 4\Lambda_s^2\Delta^2 \lambda_{\max} \left( \sum_{i \in T_g^*} w_i w_i^\top \right). \end{aligned} \quad (32)$$

This implies on the set  $\mathcal{E}^{\text{eigen}}$  as in Lemma 6

$$\sum_{i \in T_g^*} (w_i^\top(\Delta_h - \Delta_g))^2 \leq 24\Lambda_s^2\Delta^2 (n_g^* + d). \quad (33)$$

In view of (30) and (31) we get that on the set  $\mathcal{E}_{\epsilon_0}^{\text{con}}$  for all  $g \neq h \in [k]$

$$n_{gh}^{(s+1)} \leq \frac{10n_g^*\sigma^2}{\epsilon_0^2\Delta^2} + \frac{96\Lambda_s^2\sigma^2}{\epsilon_0^2\Delta^2} (n_g^* + d). \quad (34)$$

Using the last display and noting that  $k \leq \min\{\frac{1}{\alpha}, n\}$ ,  $n_g^* \geq n\alpha$  and  $\Lambda_s < \frac{1}{2}$  we get

$$\frac{\sum_{\substack{h \in [k] \\ h \neq g}} n_{gh}^{(s+1)}}{n_g^*} \leq \frac{10\sigma^2}{\epsilon_0^2\Delta^2\alpha} + \frac{96\Lambda_s^2\sigma^2}{\epsilon_0^2\Delta^2\alpha} \left(1 + \frac{dk}{n}\right) \leq \frac{17}{2\epsilon_0^2(\text{SNR}\sqrt{\frac{\alpha}{1+dk/n}})^2}, \quad (35)$$

where we note that the last expression is defined as  $\tau$  in the lemma statement. Define the rightmost term in the above display as  $\tau$ . Using  $n_g^* = \sum_{h \in [k]} n_{gh}^{(s+1)}$  for all  $s \geq 0$ , we get

$$\frac{n_{gg}^{(s+1)}}{n_g^*} \geq 1 - \tau. \quad (36)$$

Next we switch  $g, h$  in (34) and sum over  $h \in [k], h \neq g$ . We get

$$\sum_{\substack{h \in [k] \\ h \neq g}} n_{hg}^{(s+1)} \leq \frac{10n\sigma^2}{\epsilon_0^2\Delta^2} + \frac{96\Lambda_s^2\sigma^2}{\epsilon_0^2\Delta^2} (n + dk) \leq n\alpha\tau. \quad (37)$$

Using the above and noticing that in addition to the points in  $\cup_{h \in [k]} \{Y_i : i \in T_h^* \cap T_g^{(s+1)}\}$ ,  $\{Y_i : i \in T_g^{(s+1)}\}$  can at most have  $n\alpha(1 - \delta)$  many extra points, accounting for the outliers, we get

$$\frac{n_{gg}^{(s+1)}}{n_g^{(s+1)}} \geq \frac{n_{gg}^{(s+1)}}{n_{gg}^{(s+1)} + n\alpha\tau + n\alpha(1 - \delta)} \geq \frac{1}{1 + \frac{n_g^*(1 - \delta + \tau)}{n_{gg}^{(s+1)}}} \geq \frac{1}{1 + \frac{1 - \delta + \tau}{1 - \tau}} = \frac{1}{2} + \frac{\delta - 2\tau}{2(2 - \delta)}. \quad (38)$$

Combining the last display with (36) we get

$$H_{s+1} = \min_{g \in [k]} \left\{ \min \left\{ \frac{n_{gg}^{(s+1)}}{n_g^*}, \frac{n_{gg}^{(s+1)}}{n_g^{(s+1)}} \right\} \right\} \geq \frac{1}{2} + \min \left\{ \frac{\delta - 2\tau}{2(2 - \delta)}, \frac{1}{2} - \tau \right\},$$

as required.

We present below the proof of Lemma 7(ii). Recall the definitions in (6) and let  $\widehat{\theta}_g^{(s)}$  be the location estimate in iteration  $s$ , as defined before, and  $\widetilde{\theta}_g^{(s)}$  be the coordinatewise median of data points corresponding to  $T_g^{(s)} \cap T_g^*$

$$\widehat{\theta}_g^{(s)} = \text{median}(\{Y_i : i \in T_g^{(s)}\}); \quad \widetilde{\theta}_g^{(s)} = \text{median}(\{Y_i : i \in T_g^{(s)} \cap T_g^*\}). \quad (39)$$

For  $j = 1, \dots, d$ , let  $V_j$  denotes the set comprising of the  $j^{\text{th}}$  coordinates of the vectors in  $T_g^{(s)} \cap T_g^*$ . We will first show the deterministic result: given any  $g \in [k]$

$$\|\widetilde{\theta}_g^{(s)} - \widehat{\theta}_g^{(s)}\|_2^2 \leq \sum_{j=1}^d \left( V_j^{(\lfloor \gamma_0 n_{gg}^{(s)} \rfloor)} - V_j^{(\lfloor \frac{1}{1+2\gamma_0} n_{gg}^{(s)} \rfloor)} \right)^2. \quad (40)$$

To prove this, note that

$$n_{gg}^{(s)} \geq H_s n_g^{(s)} \geq \left( \frac{1}{2} + \gamma_0 \right) n_g^{(s)}. \quad (41)$$

For each  $j = 1, \dots, d$ , let  $U_j$  denotes the set comprising of the  $j^{\text{th}}$  coordinates of the vectors in  $T_g^{(s)}$ . Then  $V_j$  is a subset of  $U_j$ . Using  $\gamma_0 > \frac{10}{n\alpha}$  and  $n_g^{(s)} \geq n_{gg}^{(s)} \geq \frac{1}{2} n_g^* \geq \frac{n\alpha}{2}$  we have

$$\begin{aligned} |U_j| - |V_j| &= n_g^{(s)} - n_{gg}^{(s)} < \left( \frac{1}{2} - \gamma_0 \right) n_g^{(s)} \leq \frac{n_g^{(s)}}{2} - 5, \\ n_{gg}^{(s)} &> \left( \frac{1}{2} + \gamma_0 \right) n_g^{(s)} \geq \frac{n_g^{(s)}}{2} + \gamma_0 n_g^{(s)} \geq \frac{n_g^{(s)}}{2} + 5. \end{aligned} \quad (42)$$

In view of this we can use the following lemma to control the difference between the order statistics of  $U_j$  and  $V_j$ . The proof is provided in Appendix D.

**Lemma 8** (Order statistics after addition). *Let  $X = \{X_1, \dots, X_m\}$  be any set of  $m$  real numbers. Suppose that we add  $\ell < m$  many new entries to the set and call the new set  $\widetilde{X}$ . Then we have*

$$X^{(t)} \leq \widetilde{X}^{(t)} \leq X^{(t-\ell)}, \quad t \in \mathbb{N}$$

with the notation that negative order statistics are defined to be infinity and for a set of size  $m$  all  $a(\geq m + 1)$ -th order statistics are defined to be  $-\infty$ .

In view of the above lemma, we have

$$V_j^{(\lceil n_g^{(s)}/2 \rceil)} \stackrel{(a)}{\leq} U_j^{(\lceil n_g^{(s)}/2 \rceil)} = \text{median}(U_j) \stackrel{(b)}{\leq} V_j^{(\lceil n_g^{(s)}/2 \rceil - n_g^{(s)} + n_{gg}^{(s)})} \stackrel{(c)}{\leq} V_j^{(\lfloor n_{gg}^{(s)} - n_g^{(s)}/2 \rfloor)} \stackrel{(d)}{\leq} V_j^{(\lfloor \gamma_0 n_g^{(s)} \rfloor)} \quad (43)$$

where (a) and (b) follows by using Lemma 8 with

$$X = V_j, \tilde{X} = U_j, m = n_{gg}^{(s)}, \ell = n_g^{(s)} - n_{gg}^{(s)}, t = \lceil n_g^{(s)}/2 \rceil,$$

(c) follows by using  $\lceil x + y \rceil \geq \lceil x \rceil + \lfloor y \rfloor$  for any  $x, y > 0$ , and (d) follows by using (42). Using  $\frac{n_{gg}^{(s)}}{2} > (\frac{1}{2} + \gamma_0) \frac{n_g^{(s)}}{2} \geq \gamma_0 n_g^{(s)}$  from (42) we also get

$$V_j^{(\lceil n_g^{(s)}/2 \rceil)} \leq V_j^{(\lceil n_{gg}^{(s)}/2 \rceil)} = \text{median}(V_j) \leq V_j^{(\lfloor \gamma_0 n_g^{(s)} \rfloor)}. \quad (44)$$

Combining the above with (43) we get

$$|\text{median}(V_j) - \text{median}(U_j)| \leq \left| V_j^{(\lfloor \gamma_0 n_g^{(s)} \rfloor)} - V_j^{(\lceil n_g^{(s)}/2 \rceil)} \right|. \quad (45)$$

Hence we have

$$\|\hat{\theta}_g^{(s)} - \tilde{\theta}_g^{(s)}\|_2^2 = \sum_{j=1}^d |\text{median}(V_j) - \text{median}(U_j)|^2 \leq \sum_{j=1}^d \left( V_j^{(\lfloor \gamma_0 n_g^{(s)} \rfloor)} - V_j^{(\lceil n_g^{(s)}/2 \rceil)} \right)^2. \quad (46)$$

Using  $n_g^{(s)} \leq \frac{2}{1+2\gamma_0} n_{gg}^{(s)}$  from (42) and  $n_g^{(s)} \geq n_{gg}^{(s)}$  we get

$$V_j^{(\lceil \frac{1}{1+2\gamma_0} n_{gg}^{(s)} \rceil)} \leq V_j^{(\lceil n_g^{(s)}/2 \rceil)} \leq V_j^{(\lfloor \gamma_0 n_g^{(s)} \rfloor)} \leq V_j^{(\lfloor \gamma_0 n_{gg}^{(s)} \rfloor)}.$$

In view of the previous display this establishes (40).

Next, we provide a high probability bound on the right hand term in the above equation using Lemma 4. As  $n_{gg}^{(s)} \geq \frac{1}{2} n_g^* \geq \frac{n\alpha}{2}$ , using Lemma 4 twice with  $p_0 = \frac{2\gamma_0}{1+2\gamma_0}$  and  $p_0 = \gamma_0$  respectively, we get that for each  $j \in [d]$ , with probability  $1 - 4e^{-0.3n}$

$$\begin{aligned} V_j^{(\lceil \frac{1}{1+2\gamma_0} n_{gg}^{(s)} \rceil)} &\geq -\sigma \sqrt{\frac{2(1+2\gamma_0)}{\gamma_0} \left( \frac{2}{\alpha} + 1 \right)} \geq -\sigma \sqrt{\frac{4}{\gamma_0} \left( \frac{2}{\alpha} + 1 \right)} \geq -\sigma \sqrt{\frac{12}{\gamma_0 \alpha}}, \\ V_j^{(\lfloor \gamma_0 n_{gg}^{(s)} \rfloor)} &\leq \sigma \sqrt{\frac{4}{\gamma_0} \left( \frac{2}{\alpha} + 1 \right)} \leq \sigma \sqrt{\frac{12}{\gamma_0 \alpha}}. \end{aligned}$$

In view of the above, using (46) and a union bound over  $j \in [d]$ , we get that with probability at least  $1 - 4de^{-0.3n}$

$$\|\tilde{\theta}_g^{(s)} - \hat{\theta}_g^{(s)}\|_2^2 \leq \frac{48\sigma^2 d}{\gamma_0 \alpha}. \quad (47)$$

Next we note that

$$\tilde{\theta}_g^{(s)} - \theta_g = \text{median} \left\{ w_i : i \in T_{gg}^{(s)} \right\}.$$

In view of the above using Lemma 4 with  $p_0 = \frac{1}{2}$  and  $n_{gg}^{(s)} \geq \frac{n\alpha}{2}$  we get that each coordinate of  $\tilde{\theta}_g^{(s)} - \theta_g$  lies in  $\left(-\sigma\sqrt{\frac{24}{\alpha}}, \sigma\sqrt{\frac{24}{\alpha}}\right)$  with probability at least  $1 - 2e^{-0.3n}$ . Repeating the argument in all the coordinates we have with probability at least  $1 - 2de^{-0.3n}$

$$\|\tilde{\theta}_g^{(s)} - \theta_g\|_2^2 \leq \frac{96\sigma^2 d}{\alpha} \leq \frac{48\sigma^2 d}{\gamma_0 \alpha}.$$

Combining with (47) and using  $\gamma_0 < \frac{1}{2}$  we get with probability at least  $1 - 6de^{-0.3n}$

$$\|\hat{\theta}_g^{(s)} - \theta_g\|_2^2 \leq 2(\|\hat{\theta}_g^{(s)} - \tilde{\theta}_g^{(s)}\|_2^2 + \|\tilde{\theta}_g^{(s)} - \theta_g\|_2^2) \leq 2\left(\frac{48\sigma^2 d}{\gamma_0 \alpha} + \frac{48\sigma^2 d}{\alpha}\right) \leq \frac{192\sigma^2 d}{\gamma_0 \alpha}.$$

Dividing the both sides in the above display with  $\Delta^2$  and using a union bound over  $g \in [k]$  we get the desired result.  $\square$

## B.2 Proof of Theorem 2

For  $c_1, c_2$  to be chosen later, we define

$$\gamma_0 = \frac{c_1}{(\text{SNR}\sqrt{\frac{\alpha}{d}})^2}, \quad \epsilon_0 = \frac{c_2}{\sqrt{\delta} \cdot \text{SNR}\sqrt{\frac{\alpha}{1+dk/n}}}.$$

Then from Lemma 7 it follows that<sup>1</sup>, we can choose  $c_1, c_2, c_3, c_4 > 0$  such that whenever  $\text{SNR}\sqrt{\alpha/d} > c_3$  and  $\sqrt{\delta} \cdot \text{SNR}\sqrt{\alpha/d} \geq c_4$ , on the event  $\mathcal{E}_{\gamma_0, \epsilon_0}$ :

- if  $\Lambda_0 \leq \frac{1}{2} - \epsilon_0$  then  $H_1 \geq \frac{1}{2} + \frac{\delta}{6}$ .
- if  $H_0 \geq \frac{1}{2} + \gamma_0$  then  $\Lambda_0 \leq 0.3$ ,

A second application of Lemma 7 guarantees that we can choose  $c_3$  large enough such that if  $\sqrt{\delta} \cdot \text{SNR}\sqrt{\alpha/d} \geq c_3$  then on the event  $\mathcal{E}_{\gamma_1, \epsilon_1}$ , with  $\epsilon_1 = 0.2, \gamma_1 = \frac{\delta}{6}$ , if  $H_s \geq \frac{1}{2} + \frac{\delta}{6}$  then for large enough  $c_3, c_4$  we can ensure

$$\Lambda_s \leq \frac{\tau_1}{\sqrt{\delta} \cdot \text{SNR}\sqrt{\alpha/d}} \leq 0.3,$$

where  $\tau_1$  is an absolute constant, and if  $\Lambda_s \leq 0.3$  then  $H_{s+1} \geq \frac{1}{2} + \frac{\delta}{6}$ . Combining the above displays we get that on the event

$$\mathcal{E} = \mathcal{E}_{\gamma_0, \epsilon_0} \cap \mathcal{E}_{\gamma_1, \epsilon_1}, \quad \mathbb{P}[\mathcal{E}] \geq 1 - 4(k^2 + k)n^{-c/4} - 16de^{-0.3n} \quad (48)$$

we have for large enough  $c_3, c_4$ ,

$$\Lambda_s \leq \frac{\tau_1}{\sqrt{\delta} \cdot \text{SNR}\sqrt{\alpha/d}} \leq 0.3, \quad H_{s+1} \geq \frac{1}{2} + \frac{\delta}{6} \text{ for all } s \geq 1. \quad (49)$$

We will show that  $\mathbb{P}\left[z_i \neq \hat{z}_i^{(s+1)} \mid \mathcal{E}\right]$  is small for each  $i \in [n]$ . This will imply that on the set  $\mathcal{E}$ ,  $\ell(\hat{z}^{(s+1)}, z) = \frac{1}{n} \sum_{i=1}^n \mathbf{1}_{\{z_i \neq \hat{z}_i^{(s+1)}\}}$  is also small in probability. From this, using a Markov inequality we will conclude the result.

<sup>1</sup>Note that Lemma 7 required  $\gamma_0 \geq \frac{10}{n\alpha}$ , which translates to the requirement  $\text{SNR} < \sqrt{nd}$ . This is good enough for us as the target mislabeling bound of  $\exp(-\Theta((\text{SNR})^2))$  becomes trivial for  $\text{SNR} > \Omega(\sqrt{\log n})$ .

Note that  $\mathbf{1}_{\{z_i \neq \hat{z}_i^{(s+1)}\}} = \sum_{h \in [k]} \mathbf{1}_{\{z_i = h\}} \mathbf{1}_{\{\hat{z}_i^{(s+1)} \neq h\}}$ . Fix a choice for  $z_i$ , say equal to  $g \in [k]$ . For any  $h \in [k], h \neq g$ ,

$$\begin{aligned} \mathbf{1}_{\{z_i = g, \hat{z}_i^{(s+1)} = h\}} &\leq \mathbf{1}_{\{\|Y_i - \hat{\theta}_h^{(s)}\|^2 \leq \|Y_i - \hat{\theta}_g^{(s)}\|^2, i \in T_g^*\}} \\ &= \mathbf{1}_{\{\|\theta_g + w_i - \hat{\theta}_h^{(s)}\|^2 \leq \|\theta_g + w_i - \hat{\theta}_g^{(s)}\|^2\}} = \mathbf{1}_{\{\|\theta_g - \hat{\theta}_h^{(s)}\|^2 - \|\theta_g - \hat{\theta}_g^{(s)}\|^2 \leq 2\langle w_i, \hat{\theta}_h^{(s)} - \hat{\theta}_g^{(s)} \rangle\}}. \end{aligned} \quad (50)$$

The triangle inequality implies

$$\|\theta_g - \hat{\theta}_h^{(s)}\|^2 \geq \left( \|\theta_g - \theta_h\| - \|\theta_h - \hat{\theta}_h^{(s)}\| \right)^2 \geq (1 - \Lambda_s)^2 \|\theta_g - \theta_h\|^2. \quad (51)$$

Using

$$\|\theta_g - \hat{\theta}_g^{(s)}\| \leq \Lambda_s \Delta \leq \Lambda_s \|\theta_g - \theta_h\|$$

we obtain that

$$\|\theta_g - \hat{\theta}_h^{(s)}\|^2 - \|\theta_g - \hat{\theta}_g^{(s)}\|^2 \geq (1 - \Lambda_s)^2 \|\theta_g - \theta_h\|^2 - \Lambda_s^2 \|\theta_g - \theta_h\|^2 \geq (1 - 2\Lambda_s) \|\theta_g - \theta_h\|^2. \quad (52)$$

In view of (50) the last display implies

$$\mathbf{1}_{\{z_i = g, \hat{z}_i^{(s+1)} = h\}} \leq \mathbf{1}_{\{(1 - 2\Lambda_s) \|\theta_g - \theta_h\|^2 \leq 2\langle w_i, \hat{\theta}_h^{(s)} - \hat{\theta}_g^{(s)} \rangle\}}. \quad (53)$$

Note that (49) implies for some absolute constant  $\tau_1 > 0$

$$\Lambda_s \leq \frac{\tau_1}{\sqrt{\delta} \cdot \text{SNR} \sqrt{\frac{\alpha}{d}}}, \quad 1 - 2\Lambda_s \geq 1 - \frac{2\tau_1}{\sqrt{\delta} \cdot \text{SNR} \sqrt{\frac{\alpha}{d}}}.$$

Define

$$\beta = 1 - \frac{2\tau_1}{\sqrt{\delta} \cdot \text{SNR} \sqrt{\frac{\alpha}{d}}} - \beta_1, \quad \beta_1 = \left( \frac{\tau_1}{\sqrt{\delta} \cdot \text{SNR} \sqrt{\frac{\alpha}{d}}} \right)^{1/2}. \quad (54)$$

Define  $\Delta_h = \hat{\theta}_h^{(s)} - \theta_h, h \in [k]$ . Then we use (53) to get

$$\begin{aligned} \mathbf{1}_{\{z_i = g, \hat{z}_i^{(s+1)} = h\}} &\leq \mathbf{1}_{\{(\beta + \beta_1) \|\theta_g - \theta_h\|^2 \leq 2\langle w_i, \hat{\theta}_h^{(s)} - \hat{\theta}_g^{(s)} \rangle\}} \\ &\leq \mathbf{1}_{\{\beta \|\theta_g - \theta_h\|^2 \leq 2\langle w_i, \theta_h - \theta_g \rangle\}} + \mathbf{1}_{\{\beta_1 \|\theta_g - \theta_h\|^2 \leq 2\langle w_i, \Delta_h - \Delta_g \rangle\}}. \end{aligned} \quad (55)$$

For the first term on the right most side we get

$$\mathbb{E} \left[ \mathbf{1}_{\{\beta \|\theta_g - \theta_h\|^2 \leq 2\langle w_i, \theta_h - \theta_g \rangle\}} \right] \leq \exp \left\{ -\frac{\beta^2 \|\theta_h - \theta_g\|^2}{8\sigma^2} \right\} \leq \exp \left\{ -\frac{\beta^2 \Delta^2}{8\sigma^2} \right\} \leq \exp \left\{ -\frac{\beta^2 (\text{SNR})^2}{2} \right\}. \quad (56)$$

To bound the second term, using  $\|\Delta_h\|, \|\Delta_g\| \leq \Lambda_s \Delta$  and  $\Lambda_s \leq \beta_1^2$  we have

$$\mathbf{1}_{\{\beta_1 \|\theta_g - \theta_h\|^2 \leq 2\langle w_i, \Delta_h - \Delta_g \rangle\}} \leq \mathbf{1}_{\{\beta_1 \Delta^2 \leq 2\|w_i\| \|\Delta_h - \Delta_g\|\}} \leq \mathbf{1}_{\{\beta_1 \Delta^2 \leq 4\|w_i\| \Lambda_s \Delta\}} \leq \mathbf{1}_{\{\|w_i\| \geq \frac{\Delta}{4\beta_1}\}}. \quad (57)$$

Next we note the following tail bound for a SubG( $\sigma^2$ ) random vector, which follows from [78, Theorem 2.1] by choosing  $A$  to be an identity matrix and  $\mu = 0$ .



**Lemma 9.** Let  $w \in \mathbb{R}^d$  be a  $\text{SubG}(\sigma^2)$  random variable. Then  $\mathbb{P} \left[ \|w\|_2 > \sigma \left( \sqrt{d} + \sqrt{2t} \right) \right] \leq e^{-t}$ .

Choose  $t = \frac{\left( \frac{\Delta}{4\beta_1\sigma} - \sqrt{d} \right)^2}{2}$ . This implies for a large enough value of  $\sqrt{d} \cdot \text{SNR} \sqrt{\frac{\alpha}{d}}$  we have

$$\frac{\Delta}{\beta_1\sigma} = \sqrt{\frac{d}{\alpha}} \frac{1}{\sqrt{\tau_1}} \left( \sqrt{d} \cdot \text{SNR} \sqrt{\frac{\alpha}{d}} \right)^{1/2} \geq 8\sqrt{d},$$

and as a consequence

$$t \geq \frac{\Delta^2}{128\beta_1^2\sigma^2} \geq \frac{\Delta^2}{8\sigma^2} = \frac{(\text{SNR})^2}{2}.$$

In view of this we continue (57) to get

$$\mathbb{P} \left[ \beta_1 \|\theta_g - \theta_h\|^2 \leq 2\langle w_i, \Delta_h - \Delta_g \rangle \right] \leq \mathbb{P} \left[ \|w_i\| \geq \frac{\Delta}{4\beta_1} \right] = \mathbb{P} \left[ \|w_i\| \geq \sigma(\sqrt{d} + \sqrt{2t}) \right] \leq \exp \left\{ -\frac{(\text{SNR})^2}{2} \right\}.$$

Combining the above with (55), (56) we get

$$\mathbb{P} \left[ z_i \neq \hat{z}_i^{(s+1)} \mid \mathcal{E} \right] \leq k^2 \max_{\substack{g, h \in [k] \\ g \neq h}} \mathbb{P} \left[ z_i = g, \hat{z}_i^{(s+1)} = h \mid \mathcal{E} \right] \leq 2k^2 \exp \left\{ -\frac{\beta^2}{2} (\text{SNR})^2 \right\}. \quad (58)$$

This implies

$$\mathbb{E} \left[ \ell(\hat{z}^{(s)}, z) \mid \mathcal{E} \right] = \frac{1}{n} \sum_{i=1}^n \mathbb{P} \left[ z_i \neq \hat{z}_i^{(s+1)} \mid \mathcal{E} \right] \leq 2k^2 \exp \left\{ -\frac{\beta^2}{2} (\text{SNR})^2 \right\}. \quad (59)$$

Combining the above with (48) we get

$$\mathbb{E} \left[ \ell(\hat{z}^{(s)}, z) \right] \leq 4(k^2 + k)n^{-c/4} + 16de^{-0.3n} + 2k^2 \exp \left\{ -\frac{\beta^2}{2} (\text{SNR})^2 \right\}. \quad (60)$$

This implies for any  $t > 0$  we get using Markov's inequality

$$\mathbb{P} \left[ \ell(\hat{z}^{(s)}, z) \geq t \right] \leq \frac{1}{t} \mathbb{E} \left[ \ell(\hat{z}^{(s)}, z) \right] \leq \frac{1}{t} \left( 4(k^2 + k)n^{-c/4} + 16de^{-0.3n} + 2k^2 \exp \left\{ -\frac{\beta^2}{2} (\text{SNR})^2 \right\} \right)$$

If  $\beta^2(\text{SNR})^2 \leq 8 \log n$ , we choose  $t = \exp \left\{ -\left( \beta^2 - \frac{4}{\text{SNR}} \right) \frac{(\text{SNR})^2}{2} \right\}$ . Then we get  $\frac{1}{t} \leq n^4$ , which implies

$$\mathbb{P} \left[ \ell(\hat{z}^{(s)}, z) \geq \exp \left\{ -\left( \beta^2 - \frac{4}{\text{SNR}} \right) \frac{(\text{SNR})^2}{2} \right\} \right] \leq 4(k^2 + k)n^{-(c/4-2)} + 16dn^4e^{-0.3n} + 2k^2 \exp \left\{ -\frac{\text{SNR}}{2} \right\}.$$

Otherwise, if  $\beta^2(\text{SNR})^2 > 8 \log n$ , then choosing  $t = \frac{1}{n}$  and noting that  $\ell(\hat{z}^{(s)}, z)$  takes values in  $\{0, \frac{1}{n}, \frac{2}{n}, \dots, 1\}$  we get

$$\begin{aligned} \mathbb{P} \left[ \ell(\hat{z}^{(s)}, z) > 0 \right] &= \mathbb{P} \left[ \ell(\hat{z}^{(s)}, z) \geq \frac{1}{n} \right] \\ &\leq 4(k^2 + k)n^{-(c/4-1)} + 16dne^{-0.3n} + 2k^2n \exp \left\{ -\frac{\beta^2}{2} (\text{SNR})^2 \right\} \\ &\leq 4(k^2 + k)n^{-(c/4-1)} + 16dne^{-0.3n} + \frac{2k^2}{n^3}. \end{aligned}$$

## C Proof of centroid estimation guarantees

For this section, let us define the ratio of total outliers with respect to individual clusters as

$$\beta_g^{\text{out}} = \frac{n^{\text{out}}}{n_g^*}, \quad g = 1, 2, \dots, k. \quad (61)$$

Note that in order to identify all the clusters accurately we require  $\max_g \beta_g^{\text{out}} < 1$ ; otherwise, given any algorithm, an adversary can always create a constellation involving only the outliers that will force the algorithm to detect it as an individual cluster. Using the definition

$$A_s = \frac{1}{n} \sum_{i=1}^n \mathbf{1}_{\{\hat{z}_i^{(s)} \neq z_i\}} \quad (62)$$

we have we get for any  $g \in [k]$

$$\max \left\{ \sum_{\substack{h \in [k] \\ h \neq g}} n_{hg}^{(s)}, \sum_{\substack{h \in [k] \\ h \neq g}} n_{gh}^{(s)} \right\} \leq \sum_{i=1}^n \mathbf{1}_{\{\hat{z}_i^{(s)} \neq z_i\}} \triangleq nA_s, \quad s \geq 3. \quad (63)$$

Note that using  $n \leq \frac{n_g^*}{\alpha}$  and  $n_{gg}^{(s)} \geq n_g^* - nA_s \geq n_g^*(1 - A_s/\alpha)$ , using the last display we can write

$$\frac{n_{gg}^{(s)}}{n_g^{(s)}} \geq \frac{n_{gg}^{(s)}}{n_{gg}^{(s)} + \sum_{\substack{h \in [k] \\ h \neq g}} n_{hg}^{(s)} + n^{\text{out}}} \geq \frac{1}{1 + \frac{n_g^* (\frac{1}{\alpha} A_s + \beta_g^{\text{out}})}{n_{gg}^{(s+1)}}} \geq \frac{1}{1 + \frac{\beta_g^{\text{out}} + A_s/\alpha}{1 - A_s/\alpha}} = \frac{1}{2} + \frac{1 - \beta_g^{\text{out}} - \frac{2}{\alpha} A_s}{2(1 + \beta_g^{\text{out}})},$$

which implies

$$\left\lceil n_g^{(s)}/2 \right\rceil - n_g^{(s)} + n_{gg}^{(s)} \geq n_{gg}^{(s)} - \frac{n_g^{(s)}}{2} \geq \left( \frac{1 - \beta_g^{\text{out}} - \frac{2}{\alpha} A_s}{1 + \beta_g^{\text{out}}} \right) \frac{n_g^{(s)}}{2} = \left( \frac{1}{2} - \frac{\beta_g^{\text{out}} + A_s/\alpha}{1 + \beta_g^{\text{out}}} \right) n_g^{(s)} \quad (64)$$

As  $n_g^* \geq n\alpha$ , the above implies for all  $g \in [k]$

$$n_g^{(s)} \geq n_{gg}^{(s)} = n_g^* - \sum_{\substack{h \in [k] \\ h \neq g}} n_{gh}^{(s)} \geq n_g^* - nA_s \geq n_g^* \left( 1 - \frac{1}{\alpha} A_s \right) \quad (65)$$

Fix  $g \in [k]$ . Let  $U_j$  denote the set of real numbers consisting of the  $j^{\text{th}}$  coordinates of  $\{Y_i : i \in T_g^{(s)}\}$ ,  $V_j$  denote the set of real numbers consisting of the  $j^{\text{th}}$  coordinates of  $\{Y_i : i \in T_g^* \cap T_g^{(s)}\}$ , and  $W_j$  denote the set of real numbers consisting of the  $j^{\text{th}}$  coordinates of  $\{Y_i : i \in T_g^*\}$ . Then we get

$$\begin{aligned} U_j \left( \left\lceil n_g^{(s)}/2 \right\rceil \right) &\stackrel{\text{(a)}}{\leq} V_j \left( \left\lceil n_g^{(s)}/2 \right\rceil - n_g^{(s)} + n_{gg}^{(s)} \right) \\ &\stackrel{\text{(b)}}{\leq} V_j \left( \left\lceil \left( \frac{1 - \beta_g^{\text{out}} - \frac{2}{\alpha} A_s}{1 + \beta_g^{\text{out}}} \right) \frac{n_g^{(s)}}{2} \right\rceil \right) \\ &\stackrel{\text{(c)}}{\leq} W_j \left( \left\lceil \left( \frac{1 - \beta_g^{\text{out}} - \frac{2}{\alpha} A_s}{1 + \beta_g^{\text{out}}} \right) \frac{n_g^{(s)}}{2} \right\rceil \right) \stackrel{\text{(d)}}{\leq} W_j \left( \left\lceil n_g^* \left( \frac{1}{2} - \frac{\beta_g^{\text{out}} + A_s/\alpha}{1 + \beta_g^{\text{out}}} \right) \left( 1 - \frac{1}{\alpha} A_s \right) \right\rceil \right) \leq W_j \left( \left\lceil n_g^* \left( \frac{1}{2} - \frac{\beta_g^{\text{out}}}{1 + \beta_g^{\text{out}}} - \frac{3}{2\alpha} A_s \right) \right\rceil \right), \end{aligned}$$

where

- (a) follows using Lemma 8 with  $X = V_j$ ,  $\tilde{X} = U_j$ ,  $\ell = n_g^{(s)} - n_{gg}^{(s)}$ ,  $t = \left\lceil \frac{n_g^{(s)}}{2} \right\rceil$ ,
- (b) follows using (64) and  $\lceil x \rceil - y \geq \lfloor x - y \rfloor$  for  $x, y \geq 0$
- (c) follows using Lemma 8 with  $X = V_j$ ,  $\tilde{X} = W_j$ ,  $\ell = n_g^* - n_{gg}^{(s)}$ ,  $t = \left\lceil \left( \frac{1}{2} - \frac{\beta_g^{\text{out}} + A_s/\alpha}{1 + \beta_g^{\text{out}}} \right) n_g^{(s)} \right\rceil$ ,
- (d) follows using (65).

Similarly, we also have

$$U_j^{\lceil n_g^{(s)}/2 \rceil} \stackrel{\text{(a)}}{\geq} V_j^{\lceil n_g^{(s)}/2 \rceil} \stackrel{\text{(b)}}{\geq} V_j^{\left\lceil \frac{n_g^*}{2} \cdot \frac{1}{1 - 2A_s/\alpha} \right\rceil} \stackrel{\text{(c)}}{\geq} V_j^{\lceil n_g^*(\frac{1}{2} + \frac{2}{\alpha}A_s) \rceil} \stackrel{\text{(d)}}{\geq} W_j^{\lceil n_g^*(\frac{1}{2} + \frac{2}{\alpha}A_s) \rceil + \sum_{h \neq k}^{h=[k]} n_{gh}} \stackrel{\text{(e)}}{\geq} W_j^{\lceil n_g^*(\frac{1}{2} + \frac{3}{\alpha}A_s) \rceil}.$$

- (a) follows using Lemma 8 with  $X = V_j$ ,  $\tilde{X} = U_j$ ,  $\ell = n_g^{(s)} - n_{gg}^{(s)}$ ,  $t = \left\lceil \frac{n_g^{(s)}}{2} \right\rceil$ ,
- (b) follows using (65) and (c) follows using  $(1 - x)^{-1} \leq 1 + 2x$  for  $x = \frac{2}{\alpha}A_s \leq \frac{1}{2}$ .
- (c) used Lemma 8 with  $X = V_j$ ,  $\tilde{X} = W_j$ ,  $\ell = \sum_{h \neq k}^{h=[k]} n_{gh}$ ,  $t = \left\lceil \frac{n_g^*}{2} \left( 1 + \frac{4}{\alpha}A_s \right) \right\rceil + \sum_{h \neq k}^{h=[k]} n_{gh}$ ,
- (d) used that for any  $x > 0$  and positive integer  $y$ ,  $\lceil x \rceil + y = \lceil x + y \rceil$ , and  $\sum_{h \neq k}^{h=[k]} n_{gh} \leq nA_s$ .

Then Theorem 2 implies that given any  $\tau > 0$ , there exists  $C := C(\tau)$  such that whenever  $M \geq C(\tau)$ , we have  $\frac{6}{\alpha}A_s \leq e^{-\frac{\Delta^2}{(8+\tau)\sigma^2}}$ . Using this we combine the last two displays to get

$$W_j^{\left\lceil n_g^* \left( \frac{1}{2} + e^{-\frac{\Delta^2}{(8+\tau)\sigma^2}} \right) \right\rceil} \leq U_j^{\lceil n_g^{(s)}/2 \rceil} \leq W_j^{\left\lceil n_g^* \left( \frac{1}{2} - \frac{\beta_g^{\text{out}}}{1 + \beta_g^{\text{out}}} - e^{-\frac{\Delta^2}{(8+\tau)\sigma^2}} \right) \right\rceil}. \quad (66)$$

Then using the following result on the concentration of the order statistics we conclude our results.

**Lemma 10.** *Let  $Z = \{Z_1, \dots, Z_m\}$  be a set of independent real random variables,  $q \in (0, \frac{1}{2}]$  and  $x_0$  be real numbers that satisfy*

$$\mathbb{P}[Z_j \geq x_0] \leq q, \quad \mathbb{P}[Z_j \leq -x_0] \leq q, \quad j = 1, \dots, m.$$

*Then given any  $p_0 \in (q + \frac{1}{m}, \frac{1}{2}]$*

$$\mathbb{P}\left[-x_0 < Z^{(\lceil (1-p_0)m \rceil)} \leq Z^{(\lfloor p_0 m \rfloor)} < x_0\right] \geq 1 - 2e^{-2m(p_0 - q - \frac{1}{m})^2}. \quad (67)$$

A proof of the above result is provided in Appendix D.

## D Technical results

*Proof of Lemma 8.* We first prove the statement when  $\ell = 1$  and  $t$  is any positive integer, i.e., when we add only one entry. Suppose that the new entry is  $x$ . Then we have the following for all  $1 < t \leq m$ :

- $\tilde{X}^{(t)} = X^{(t)}$  if  $x \leq X^{(t)}$
- $\tilde{X}^{(t)} = \min\{X^{(t-1)}, x\}$  if  $x > X^{(t)}$ .

This proves our case.

Next, we use induction to prove the statement for  $\ell \geq 2$ . Assume that the lemma statement holds for  $\ell - 1$ , i.e., if  $V$  is the updated set after adding  $\ell - 1$  many entries, then

$$X^{(t-1)} \leq V^{(t-1)} \leq X^{(t-\ell)}, \quad X^{(t)} \leq V^{(t)} \leq X^{(t-\ell+1)}.$$

Using the base case  $\ell = 1$  we get

$$V^{(t)} \leq \tilde{X}^{(t)} \leq V^{(t-1)}. \quad (68)$$

Combining the last two displays we get the result.  $\square$

*Proof of Lemma 10.* Let  $B_i = \mathbf{1}_{\{Z_i \geq x_0\}}$  for all  $i = 1, \dots, m$ . This implies

$$\mathbb{P} \left[ Z^{(\lfloor p_0 m \rfloor)} \geq x_0 \right] = \mathbb{P} \left[ \sum_{i=1}^m B_i \geq \lfloor m p_0 \rfloor \right] \leq \mathbb{P} \left[ \sum_{i=1}^m B_i \geq m p_0 - 1 \right] \quad (69)$$

Note that  $B_i$ 's are i.i.d. Bernoulli random variables with success probability  $q_i = \mathbb{P}[B_i \geq x_0] \leq q$ . Let  $S \sim \text{Binom}(m, q)$ . Then using stochastic dominance, we get that

$$\mathbb{P} \left[ \sum_{i=1}^m B_i \geq m p_0 - 1 \right] \leq \mathbb{P}[S \geq m p_0 - 1].$$

Note the Chernoff's inequality for a Binom( $m, q$ ) random variable [79, Section 2.2]:

$$\mathbb{P}[S \geq ma] \leq \exp(-m h_q(a)); \quad q < a < 1, \quad h_q(a) = a \log \frac{a}{q} + (1-a) \log \frac{1-a}{1-q}. \quad (70)$$

Further, using the Pinsker's inequality between the Kulback-Leibler divergence and the total variation distance [79, Theorem 4.19] we get  $h_q(a) \geq 2(q-a)^2$ . Combining this with the last display with  $a = p_0 - \frac{1}{m}$  we get

$$\mathbb{P} \left[ Z^{(\lfloor p_0 m \rfloor)} \geq x_0 \right] \leq e^{-2m(p_0 - q - \frac{1}{m})^2}.$$

The lower tail bound can be obtained in a similar fashion by considering the random variables  $-Z_1, \dots, -Z_m$ .  $\square$

*Proof of Lemma 4.* First we analyze for a fixed set  $V$  and then take a union bound over all possible choices of  $V$ , which at most  $2^n$  many. For an ease of notation let  $|V| = m$ . Fix  $t = \sigma \sqrt{\frac{4}{p_0} (\frac{1}{\alpha} + 1)}$  and let  $B_Z = \mathbf{1}_{\{Z \geq t\}}$  for all  $Z \in V$ . This implies

$$\mathbb{P} \left[ V^{(\lfloor p_0 m \rfloor)} \geq t \right] \leq \mathbb{P} \left[ V^{(\lfloor p_0 m \rfloor)} \geq t \right] = \mathbb{P} \left[ \sum_{Z \in V} B_Z \geq \lfloor m p_0 \rfloor \right] \leq \mathbb{P} \left[ \sum_{Z \in V} B_Z \geq m p_0 - 1 \right]. \quad (71)$$

Let  $q = \sup_{z \in \text{SubG}(\sigma^2)} \mathbb{P}[z \geq t]$ , where the supremum is taken over all one-dimensional subGaussian random variables. Using tail bounds on sub-gaussian random variables [80, Section 2.1.2] and  $e^{-x} \leq \frac{1}{x}$  for  $x > 0$  we get

$$q \leq e^{-\frac{t^2}{2\sigma^2}} \leq e^{-\frac{2}{p_0} (\frac{1}{\alpha} + 1)} \leq \frac{p_0}{2 (\frac{1}{\alpha} + 1)}.$$

Let  $S \sim \text{Binom}(m, q)$ . Then using stochastic dominance of  $S$  over  $\sum_{Z \in V} B_Z$  we get that

$$\mathbb{P} \left[ \sum_{Z \in V} B_Z \geq mp_0 - 1 \right] \leq \mathbb{P}[S \geq mp_0 - 1].$$

Next we use the Chernoff inequality given in (70) with  $q \leq \frac{p_0}{2} \leq p_0 - \frac{1}{m}$  and  $a = p_0 - \frac{1}{m}$  we get

$$\begin{aligned} \mathbb{P} \left[ V^{(\lfloor pm \rfloor)} \geq t \right] &\leq \exp \left( -mh_q \left( p_0 - \frac{1}{m} \right) \right) \\ &\leq \exp \left( -m \left( \left( p_0 - \frac{1}{m} \right) \log \frac{p_0 - \frac{1}{m}}{q} + \left( 1 - p_0 + \frac{1}{m} \right) \log \frac{1 - p_0 + \frac{1}{m}}{1 - q} \right) \right). \end{aligned} \quad (72)$$

Note the following:

- To analyze the first summand in the above exponent we use  $q \leq \frac{p_0}{2(\frac{1}{\alpha} + 1)}$ ,  $p_0 - \frac{1}{m} \geq \frac{p_0}{2}$ , and the fact  $x \log x \geq -\frac{1}{2}$  for all  $|x| < 1$  to get

$$\left( p_0 - \frac{1}{m} \right) \log \frac{p_0 - \frac{1}{m}}{q} \geq \left( p_0 - \frac{1}{m} \right) \left( \log \left( p_0 - \frac{1}{m} \right) + \frac{2}{p_0} \left( \frac{1}{\alpha} + 1 \right) \right) \geq -\frac{1}{2} + \left( \frac{1}{\alpha} + 1 \right) \geq \frac{1}{\alpha} + \frac{1}{2}.$$

- For the second term using  $x \log x \geq -\frac{1}{2}$  for  $|x| < 1$  we have

$$\left( 1 - p_0 + \frac{1}{m} \right) \log \frac{1 - p_0 + \frac{1}{m}}{1 - q} \geq \left( 1 - p_0 + \frac{1}{m} \right) \log \left( 1 - p_0 + \frac{1}{m} \right) \geq -\frac{1}{2}.$$

Combining these with (72) we get for all  $p \geq p_0$

$$\mathbb{P} \left[ V^{(\lfloor pm \rfloor)} \geq \sigma \sqrt{\frac{4}{p_0} \left( \frac{1}{\alpha} + 1 \right)} \right] \leq \exp \left( -\frac{m}{\alpha} \right) \leq e^{-n}. \quad (73)$$

As the total possible choices of  $V$  is at most  $2^n$ , we use union bound to conclude that with probability at least  $1 - 2^n e^{-n} \geq 1 - e^{-0.3n}$  we get for all  $V \subseteq [n]$  with  $|V| \geq n\alpha$

$$\mathbb{P} \left[ V^{(\lfloor p|V| \rfloor)} \leq \sigma \sqrt{\frac{4}{p_0} \left( \frac{1}{\alpha} + 1 \right)} \right]. \quad (74)$$

The first inequality in the lemma statement can be obtained in a similar fashion by considering the random variables  $-Z_1, \dots, -Z_m$ .  $\square$

*Proof of Lemma 5.* Define  $x = \sup_{w \in \text{SubG}(\sigma^2)} \mathbb{P} \left[ \epsilon_0^2 \|\theta_g - \theta_h\|^2 \leq \langle w, \theta_h - \theta_g \rangle \right]$ . Note that  $x$  satisfies

$$x \leq e^{-\frac{\epsilon_0^4 \|\theta_g - \theta_h\|^2}{2\sigma^2}}. \quad (75)$$

Let  $S_g$  be a random variable distributed as  $\text{Binom}(n_g^*, x)$ . Then using stochastic dominance we get

$$\mathbb{P} \left[ \sum_{i \in T_g^*} \mathbf{1}_{\{\epsilon_0^2 \|\theta_g - \theta_h\|^2 \leq \langle w_i, \theta_h - \theta_g \rangle\}} \geq y \right] \leq \mathbb{P}[S_g \geq y], \quad y \geq 0,$$

and hence it is enough to analyze the tail probabilities of  $S_g$ . As  $\log(1/x) \geq \frac{\epsilon_0^4(\Delta/\sigma)^2}{2}$ , it suffices to show that

$$\mathbb{P} \left[ S_g \geq \frac{5n_g^*}{4 \log(1/x)} \right] \leq n^{-c/4} \text{ for any } g \in [k]. \quad (76)$$

Then use a union bound over  $g \in [k]$  we get the desired result. We continue to analyze (76) using the Chernoff's inequality for the Binomial random variable  $S_g$  from (70) with  $a = \frac{5}{4 \log(1/x)}$  and  $m = n_g^*$ . We get  $x = e^{-4/(5a)}$ , and using  $\log(1/x) < \frac{1}{x}$  we get  $y > x$ . Using  $y \log y \geq -0.5$  for  $y \in (0, 1)$  we get

$$\begin{aligned} \mathbb{P} \left[ S_g \geq \frac{5n_g^*}{4 \log(1/x)} \right] &\leq \exp(-mh_x(a)) \\ &\leq \exp \left( -m \left( a \log \frac{a}{x} + (1-a) \log \frac{1-a}{1-x} \right) \right) \\ &\leq \exp \left( -m \left\{ a \log \frac{a}{e^{-5/(4a)}} + (1-a) \log(1-a) \right\} \right) \\ &= \exp \left( -m \left\{ a \log a + (1-a) \log(1-a) + \frac{5}{4} \right\} \right) \leq e^{-n_g^*/4}. \end{aligned} \quad (77)$$

As  $n_g^* \geq n\alpha \geq c \log n$ , we get (76).  $\square$

*Proof of Lemma 6.* From [21, Lemma A.2] we note that given any  $g \in [k]$ , the set  $\{w_i : i \text{ is such that } i \in T_g^*\}$  of  $\text{SubG}(\sigma^2)$  random vectors satisfy

$$\mathbb{P} \left[ \lambda_{\max} \left( \sum_{i \in T_g^*} w_i w_i^\top \right) \leq 6\sigma^2(n_g^* + d) \right] \geq 1 - e^{-0.5n_g^*}.$$

Using a union bound for  $g \in [k]$  and the assumption  $n_g^* \geq n\alpha \geq c \log n$  we infer that

$$\mathbb{P} \left[ \lambda_{\max} \left( \sum_{i \in T_g^*} w_i w_i^\top \right) \leq 6\sigma^2(n_g^* + d) \text{ for all } g \in [k] \right] \geq 1 - ke^{-0.5n_g^*} \geq 1 - kn^{-c/2}.$$

$\square$