

Inference in IV models with clustered dependence, many instruments and weak identification*

Johannes W. Ligtenberg
University of Groningen
j.w.ligtenberg@rug.nl

June 16, 2023

Abstract

Data clustering reduces the effective sample size down from the number of observations towards the number of clusters. For instrumental variable models this implies more restrictive requirements on the strength of the instruments and makes the number of instruments more quickly non-negligible compared to the effective sample size. Clustered data therefore increases the need for many and weak instrument robust tests. However, none of the previously developed many and weak instrument robust tests can be applied to this type of data as they all require independent observations. I therefore adapt two of such tests to clustered data. First, I derive a cluster jackknife Anderson-Rubin test by removing clusters rather than individual observations from the Anderson-Rubin statistic. Second, I propose a cluster many instrument Anderson-Rubin test which improves on the first test by using a more optimal, but more complex, weighting matrix. I show that if the clusters satisfy an invariance assumption the higher complexity poses no problems. By revisiting a study on the effect of queenly reign on war I show the empirical relevance of the new tests.

Keywords: robust inference, many instruments, clustered data, jackknife.

JEL codes: C12, C26, N44.

1 Introduction

The wide spread use of clustered standard errors in instrumental variable (IV) models shows that studies that use IVs to identify a coefficient on an endogenous regressor often use data that is clustered. The dependence between the observations within clusters reduces the amount of information that the data contain compared to when the observations are independent, which puts more stringent requirements on how strongly the instruments need to covary with the endogenous regressor for the IVs to be called strong. Moreover, it reduces the effective sample size down from the number of observations towards the number of clusters. Consequently, in IV models that use more instruments than endogenous regressors, the clustering makes the number of IVs more quickly non-negligible relative to the effective sample size. Both weak instruments as well as many instruments make inference using conventional tests based on two stage least

*I thank Tom Boot and participants at the 16th meeting of the NESG for many insightful comments and discussions.

squares (2SLS) unreliable. Clustered data thus makes the need for tests that are reliable also in the presence of many and weak instruments more pressing, than when the data is independent.

Recently several of such tests that are robust against many and weak instruments have been proposed (Crudu et al., 2021; Mikusheva and Sun, 2022; Matsushita and Otsu, 2022; Lim et al., 2022; Boot and Ligtenberg, 2023), but none of these tests can be applied to clustered data as they all require independent data. As a consequence many IV models cannot be analysed reliably. In this paper I therefore extend two tests that are robust against many and weak instruments to clustered data.

In particular, I adapt the jackknife Anderson-Rubin test (Crudu et al., 2021; Mikusheva and Sun, 2022) and the many instrument Anderson-Rubin (Boot and Ligtenberg, 2023) test for parameters on endogenous regressors in a linear IV model. Both these tests are based on the Anderson-Rubin (Anderson and Rubin, 1949, AR) statistic and allow for (i) many instruments in the sense that the number of instruments is a non-negligible fraction of the sample size (Bekker, 1994), (ii) weak or irrelevant instruments as measured by a small or zero correlation between the endogenous regressor and the instruments, and (iii) heteroskedastic data.

The first test that I propose is a generalisation of the jackknife AR test. The original AR test has low power and can be oversized in case the instruments are numerous (Kleibergen, 2002; Anatolyev and Gospodinov, 2011). Crudu et al. (2021) and Mikusheva and Sun (2022) resolve these issues by recentering the AR statistic by removing the terms that have non-zero expectation. For independent data this can be done by jackknifing the AR statistic, hence yielding the jackknife AR statistic. If the data are clustered, then there are additional terms that have non-zero expectation and by removing these I obtain the cluster jackknife AR statistic.

By leaving out terms from the AR statistic, information that can help to conduct inference on the parameters of interest is lost. Bekker and Crudu (2015) therefore propose an alternative jackknife procedure, called the symmetric jackknife, which aims at retaining part of this information. Crudu et al. (2021) use this alternative jackknife to omit the terms with non-zero expectation from the AR statistic and in that way obtain the symmetric jackknife AR statistic. I extend the symmetric jackknife procedure to clustered data and incorporate it in the cluster symmetric jackknife AR statistic, which has a larger signal component about the parameters of interest than the cluster jackknife AR statistic.

Finally, to enhance the power of the cluster jackknife and cluster symmetric jackknife AR tests I propose an alternative variance estimator which transforms the implied errors in the estimator by cross-fitting them (Newey and Robins, 2018; Kline et al., 2020). This improves power as it removes the part that biases the variance estimator when the hypothesised value of the parameter of interest is far from its true value (Mikusheva and Sun, 2022).

Although the cluster jackknife AR statistic and the cluster symmetric jackknife AR statistic allow for reliable inference in case the data is heteroskedastic, both statistics use a weighting matrix for homoskedastic data, which can lead to a loss of efficiency, as it does not weigh data optimally. The heteroskedastic weighting matrix, however, is difficult to control when the number of instruments is large and the data is heteroskedastic, because it contains many different variances and covariances. Boot and Ligtenberg (2023) show that for independent data the problems with the heteroskedastic weight matrix can be circumvented if the data satisfy an invariance assumption, in the sense that the distribution of the moment conditions does not change when they are reflected. Therefore, the second test I make suited for clustered data is

[Boot and Ligtenberg’s \(2023\)](#) many instrument AR test. I show that their approach to control the heteroskedastic weighting matrix generalises to clustered data if for each cluster the joint distribution of moment conditions within that cluster is reflection invariant.

Tests for clustered data open up the possibility to include cluster fixed effects in the model even when there are many clusters. The usual way to deal with cluster fixed effects is by partialling them out, but as this makes the observations within clusters dependent, tests for independent data are no longer applicable. This within cluster dependence is exactly what I designed the cluster robust tests for and thus these can still be applied in this setting.

The asymptotic analysis of the tests shows that accounting for many instruments is particularly relevant in a clustered setting. Namely, standard asymptotics require the number of instruments to be negligible relative to the quantity that tends to infinity in the asymptotic analysis. For independent data this is the number of observations, whereas for clustered data this is the number of clusters. The latter is often much smaller than the former, making the negligibility assumption less plausible for clustered data than for independent data.

I explore how the cluster robust tests perform in a Monte Carlo experiment in which the data is dependent within clusters. The cluster jackknife and cluster many instrument AR test attain close to nominal size in a range of settings. When there are many instruments the two tests also have superior power relative to the cluster adaptation of the AR test for a fixed number of instruments.

Finally, I illustrate the practical relevance of the new tests by revisiting [Dube and Harish’s \(2020\)](#) study on the effect of having a queen on the likelihood for a state to be at war. They identify this effect via two instruments based on the family composition of European monarchs. The data set for the analysis consists of 18 polities observed some time between 1480 and 1913, resulting in 3,586 polity-year observations. The data is clustered in reigns, which yields 176 clusters of varying size. In the appendix three additional instruments are proposed based on interactions of the two instruments with exogenous regressors. [Dube and Harish \(2020\)](#) note however that these interactions are relatively weak instruments. Moreover, as mentioned earlier in this introduction, because the data are clustered the total number of instruments compared to the effective sample size is relatively large. To conduct inference in the larger models that include the extra instruments, therefore many and weak instrument robust tests are needed, but since the data are not independent none of the previously developed tests can be applied. I continue the analysis with the new cluster robust tests and find that having a queen significantly increases the likelihood of an armed conflict.

My paper mainly relates to two strands of literature. The first being the one on many and weak IVs for which [Anatolyev \(2019\)](#) provides a survey. Weak instruments cause two stage least squares (2SLS) estimates to be biased and tests based upon these to be size distorted. Therefore researchers check the instruments’ strength via F statistics ([Stock and Yogo, 2005](#)). If the IVs are weak, identification robust tests such as the AR ([Anderson and Rubin, 1949](#)), the Kleibergen Lagrange multiplier ([Kleibergen, 2002](#)) and the conditional likelihood ratio test ([Moreira, 2003](#)) provide alternative ways to inference that bound the type 1 error.

Similarly, [Bekker \(1994\)](#) showed that 2SLS is inconsistent when there are many IVs, even when these are strong. In his linear IV model with homoskedastic normal errors limited information maximum likelihood (LIML) remains consistent on the other hand, and can be used for testing after a correction to the asymptotic variance. His results were generalised to non-normal

data by [Hansen et al. \(2008\)](#), but unless the data follow a balanced group structure this is not possible for heteroskedastic data ([Bekker and van der Ploeg, 2005](#)). [Hausman et al. \(2012\)](#), [Chao et al. \(2012\)](#), [Chao et al. \(2014\)](#) and [Bekker and Crudu \(2015\)](#) propose estimators that can handle many instruments and heteroskedasticity as long as the IVs are strong.

The combination of many and weak instruments started with many weak instrument sequences ([Chao and Swanson, 2005](#); [Stock and Yogo, 2005](#)), which, despite their name, differ from the many instrument sequences discussed above and that I study in this paper, by restricting the number of IVs to grow less than proportional to the sample size. For homoskedastic data [Bekker and Kleibergen \(2003\)](#) and [Anatolyev and Gospodinov \(2011\)](#) study the influence of many instruments on identification robust tests and show that the statistics need to be rescaled to obtain the familiar distributions.

Tests robust against many and weak instruments for heteroskedastic data were only proposed recently. [Crudu et al. \(2021\)](#) and [Mikusheva and Sun \(2022\)](#) modify the AR statistic by removing the terms that prevent the application of a central limit theorem. [Matsushita and Otsu \(2022\)](#) do the same for a score statistic, which [Lim et al. \(2022\)](#) combine with the AR statistic in a linear combination test ([Andrews and Mikusheva, 2016](#)) to enhance its power. [Boot and Ligtenberg \(2023\)](#) take a different approach and consider tests based on the continuous updating objective function, since for a fixed number of instruments tests based on this objective function have some optimality properties ([Andrews et al., 2019](#)). However, unlike the other statistics, the continuous updating objective function uses a heteroskedastic weighting matrix for the moment conditions, which is difficult to control under many instruments. [Boot and Ligtenberg \(2023\)](#) show that this problem can be overcome when the data satisfy an invariance assumption and derive the joint distribution of the objective function and its score.

[Chao et al. \(2023\)](#) study the inclusion of cluster fixed effects, and many control variables in general, in models with many weak IVs. They propose a statistic with a weight matrix that maintains the recentering property of the jackknife even when a large number of regressors is projected out. Their model differs from my model with cluster fixed effects in three crucial aspects. First, [Chao et al. \(2023\)](#) do not restrict the many covariates to be cluster fixed effects, but allow them to take non-zero values for multiple clusters. Second, [Chao et al. \(2023\)](#) assume that the observations are independent after the inclusion of the many regressors, whereas I allow for more general dependence structures within clusters. Third, they consider many weak instrument sequences, in which the number of instruments grows slower than proportionally to the sample size. Generalising their approach to my setting with clustered data is challenging, because the weight matrix in their statistic is only implicitly defined. For independent data the solution exclusively involves the diagonal elements of the original weight matrix, but for clustered data all elements in blocks on the diagonal must be accounted for, which complicates the implicit solution.

The second strand of literature to which my paper relates is the cluster robust covariance estimation literature. See [MacKinnon et al. \(2023\)](#) for an introduction and overview. Here I want to highlight a few recent papers.

A first related paper is the one by [Hansen \(2022\)](#). He studies jackknife cluster robust variance estimators in a linear regression model. Similar to my jackknife procedure he removes entire clusters, rather than individual observations. His jackknife cluster robust variance estimators have excellent finite sample properties, as they are never downwards biased for homoskedastic

normal data. Although their approach can likely be extended to variance estimation of 2SLS estimates in the linear IV model, it does not overcome the problems that many and weak instruments cause for tests based on the 2SLS estimator.

Next, [Cai \(2021\)](#) and [Hagemann \(2023\)](#) also use invariance properties to derive tests when the data are clustered. The objective of their tests differ from mine however, as the first paper proposes a test on the level of clustering and the second paper proposes a test on the effect of a binary treatment in case entire clusters are treated. Furthermore, both papers consider a setting in which there is a finite number of large clusters, whereas I assume a large number of small clusters. Their tests then emerge because under the null hypothesis certain statistics of these large clusters converge to a distribution that satisfies an invariance property and thus can be used in a randomisation test. Another difference with their papers and mine therefore is that the invariance is not grounded in an assumption on the data, but is a consequence of the null hypothesis.

Given the invariance assumption in my model, an alternative way to conduct inference on the parameter of interest is to use randomisation tests as, for example, in [Canay et al. \(2017\)](#). In this paper I do not consider such tests to stay close to the literature on many weak instruments. Moreover, the approach I use here to generalise the many instrument AR statistic is interesting on its own, since it might also be used to derive a cluster many instrument score statistic as in [Boot and Ligtenberg \(2023\)](#), for which a randomisation test is not available due to dependence on the unknown distribution of the first stage errors.

Lastly, a couple of papers question the need to account for clustered data. [Barrios et al. \(2012\)](#) and [Chetverikov et al. \(2023\)](#) focus on settings in which the distribution of a regressor allows the use of simpler variance estimators. In particular they show that when the regressor of interest is randomly and exogenously assigned, the homoskedastic variance estimator remains valid. The regressor of interest in my model is endogenous and therefore does not fall in this specific category.

Another paper that derives conditions under which clustering is not necessary or must be accounted for in a non-conventional manner is the one by [Abadie et al. \(2023\)](#). They emphasise the different needs for clustering due to what they call the sampling based approach and the design based approach. In the former the researcher observes a small fraction of all clusters, whereas in the latter almost the entire population is observed, which requires a different type of clustering. In this paper I abstract from these questions and assume that clustering at the specified level is necessary and adequate.

The remainder of the paper is structured as follows. In [Section 2](#) I present the linear IV model for clustered data and in [Sections 3](#) and [4](#) I derive the cluster jackknife AR and cluster many instrument AR statistics. [Section 5](#) discusses the inclusion of fixed effects. [Section 6](#) contains simulation results on the new tests. The empirical application is given in [Section 7](#) and the last section concludes. All proofs, longer derivations and alternative interpretations are relegated to the appendices.

Throughout I use the following notation. $\mathbf{1}$ is a vector of ones and \mathbf{e}_i is i^{th} unit vector. $\mathbf{A}_{(i)} = \mathbf{A}\mathbf{e}_i$ denotes the i^{th} column of \mathbf{A} . I use the projection matrices $\mathbf{P}_A = \mathbf{A}(\mathbf{A}'\mathbf{A})^{-1}\mathbf{A}'$ and $\mathbf{M}_A = \mathbf{I} - \mathbf{P}_A$. For \odot the Hadamard product, I write $\mathbf{D}_A = \mathbf{I} \odot \mathbf{A}$ if \mathbf{A} is a square matrix and \mathbf{D}_v the diagonal matrix with the elements of \mathbf{v} on its diagonal if \mathbf{v} is a vector. $\dot{\mathbf{A}} = \mathbf{A} - \mathbf{D}_A$ is the matrix with the diagonal elements set to zero. For \mathbf{A} a square matrix

$\lambda_{\min}(\mathbf{A})$ and $\lambda_{\max}(\mathbf{A})$ are the minimum and maximum eigenvalues of \mathbf{A} . For \mathbf{A} not necessarily square $\|\mathbf{A}\|_F = \sqrt{\text{tr}(\mathbf{A}'\mathbf{A})}$ and $\|\mathbf{A}\|_2 = \sqrt{\lambda_{\max}(\mathbf{A}'\mathbf{A})}$ are the Frobenius and spectral norms. I denote convergence in distribution by \rightsquigarrow , convergence in probability by \xrightarrow{p} and almost sure (a.s.) convergence by $\xrightarrow{a.s.}$. For two random variables B and C , $B \stackrel{d}{=} C$ means that B and C have the same distribution. Finally, $\sum_{g \neq h}$ is the double sum $\sum_{g=1}^G \sum_{h=1, h \neq g}^H$ where the maximum of the sums depend implicitly on the context.

2 Model

Consider the linear IV model where the exogenous covariates, which are small in number, have been partialled out

$$\begin{aligned} y_i &= \mathbf{x}_i' \boldsymbol{\beta}_0 + \varepsilon_i \\ \mathbf{x}_i &= \mathbf{\Pi}' \mathbf{z}_i + \boldsymbol{\eta}_i. \end{aligned} \tag{1}$$

Here y_i is a scalar outcome, $\mathbf{x}_i \in \mathbb{R}^p$ a vector of endogenous variables, $\mathbf{z}_i \in \mathbb{R}^k$ a vector IVs and $\varepsilon_i \in \mathbb{R}$ and $\boldsymbol{\eta}_i \in \mathbb{R}^p$ are the second and first stage errors, $i = 1, \dots, n$. The data are divided over G clusters with sizes n_g , $g = 1, \dots, G$ that are not necessarily equal. This division is known. Stack the observations ordered by cluster in $\mathbf{y} = (y_1, \dots, y_n)'$, and similarly for the other variables. The model in (1) then becomes

$$\begin{aligned} \mathbf{y} &= \mathbf{X} \boldsymbol{\beta}_0 + \boldsymbol{\varepsilon} \\ \mathbf{X} &= \mathbf{Z} \mathbf{\Pi} + \boldsymbol{\eta}. \end{aligned}$$

Denote the indices corresponding to cluster g by $[g]$ and for any $n \times m$ matrix or vector \mathbf{A} let $\mathbf{A}_{[g]}$ be the $n_g \times m$ matrix with only the rows of \mathbf{A} indexed by $[g]$ selected. Also if $m = n$, let $\mathbf{A}_{[g,h]}$ be the $n_g \times n_h$ matrix with only the columns of $\mathbf{A}_{[g]}$ indexed by $[h]$ selected. I make the following assumptions on the data.

Assumption A1. (i) Conditional on \mathbf{Z} , $\{\boldsymbol{\varepsilon}_{[g]}, \boldsymbol{\eta}_{[g]}\}_{g=1}^G$ is independent with mean zero and $E(\boldsymbol{\varepsilon}_{[g]} \boldsymbol{\varepsilon}_{[h]}' | \mathbf{Z}) = \boldsymbol{\Sigma}_g$, $E(\boldsymbol{\eta}_{(i),[g]} \boldsymbol{\eta}_{(j),[h]}' | \mathbf{Z}) = \boldsymbol{\Omega}_g^{(i,j)}$, and $E(\boldsymbol{\varepsilon}_{[g]} \boldsymbol{\eta}_{(i),[h]}' | \mathbf{Z}) = \boldsymbol{\Xi}_g^{(i)}$ if $g = h$ and zero otherwise, $g, h = 1, \dots, G$, $i, j = 1, \dots, p$. (ii) $0 < 1/C \leq \lambda_{\min}(\boldsymbol{\Sigma}_g) \leq \lambda_{\max}(\boldsymbol{\Sigma}_g) \leq C < \infty$ and $0 < 1/C \leq \lambda_{\min}(\boldsymbol{\Omega}_g) \leq \lambda_{\max}(\boldsymbol{\Omega}_g) \leq C < \infty$ a.s. for all g . (iii) $E(\varepsilon_i^4 | \mathbf{Z}) \leq C < \infty$ and $E(\|\boldsymbol{\eta}_i\|_F^4 | \mathbf{Z}) \leq C \leq \infty$ a.s. for all i .

[Assumption A1.i](#) formalises the clustered dependence structure. It leaves the covariance structure of the errors within clusters unrestricted, but imposes independence between clusters. This assumption also implies the moment condition $E(\mathbf{z}_i \varepsilon_i) = 0$ that is used for inference on $\boldsymbol{\beta}_0$. [Assumptions A1.ii](#) and [A1.iii](#) are regularity conditions that require positive but finite variances and finite fourth moments.

The goal of the tests presented in the next sections is to test the null hypothesis $H_0: \boldsymbol{\beta}_0 = \boldsymbol{\beta}$ against the alternative $H_1: \boldsymbol{\beta}_0 \neq \boldsymbol{\beta}$.

3 Jackknife AR

For a given value of β , that is not necessarily equal to β_0 , let $\varepsilon(\beta) = \mathbf{y} - \mathbf{X}\beta$. Then, the original AR statistic for the linear IV model converges as

$$AR(\beta_0) = \frac{1}{n} \varepsilon(\beta_0)' \mathbf{Z} \mathbf{V}_{AR}^{-1}(\beta_0) \mathbf{Z}' \varepsilon(\beta_0) \rightsquigarrow \chi_k^2,$$

where $\mathbf{V}_{AR}(\beta) = \text{var}(\mathbf{Z}'\varepsilon(\beta)/\sqrt{n}|\mathbf{Z})$ captures the variance of the moment conditions. For homoskedastic data and if the number of instruments is a non-negligible fraction of the sample size, the test based on this statistic has low power (Kleibergen, 2002), but is oversized (Anatolyev and Gospodinov, 2011). If, in addition to many instruments, the data are heteroskedastic, then the estimation of the covariance matrix, $\mathbf{V}_{AR}(\beta)$, is complex due to the large number of variances and covariances which can add to the size and power problems. Crudu et al. (2021) and Mikusheva and Sun (2022) therefore adapt the AR statistic in two ways to make it suited for many instruments and heteroskedasticity when the data is independent. First, they substitute $\mathbf{V}_{AR}(\beta)$ by the homoskedasticity inspired weighting matrix $\mathbf{Z}'\mathbf{Z}$.

Second, Crudu et al. (2021) and Mikusheva and Sun (2022) note that the χ^2 distribution with the large number of degrees of freedom, which contributes to the low power, can be changed to a normal distribution if the statistic is properly centred at zero. In order to do so they remove the terms in the AR statistic that involve squares of the errors and therefore have non-zero expectation. This is done efficiently by jackknifing the matrix that weighs the errors, $\mathbf{P}_Z = \mathbf{Z}(\mathbf{Z}'\mathbf{Z})^{-1}\mathbf{Z}'$, and which boils down to setting the diagonal elements of this matrix to zero.

After rescaling and under certain assumptions, Crudu et al. (2021) and Mikusheva and Sun (2022) then show that their jackknife AR statistic converges as

$$AR_J(\beta_0) = \frac{1}{\sqrt{V_J(\beta_0)k}} \varepsilon(\beta_0)' \dot{\mathbf{P}}_Z \varepsilon(\beta_0) \rightsquigarrow N(0, 1),$$

where $V_J(\beta) = \text{var}(\varepsilon(\beta)' \dot{\mathbf{P}}_Z \varepsilon(\beta)/\sqrt{k}|\mathbf{Z})$.

When the data is clustered not only the terms involving squares of the errors have non-zero expectation, but any product of errors within the same cluster. Hence, removing the squares is no longer sufficient and all products of errors within a cluster must be removed to centre the AR statistic. I do this by setting blocks on the diagonal of \mathbf{P}_Z to zero, which can be written more succinctly by introducing the following notation. For given cluster structure and any $n \times n$ matrix \mathbf{A} , let \mathbf{B}_A be the $n \times n$ block diagonal matrix with on its diagonal the blocks $\mathbf{A}_{[g,g]}$, $g = 1, \dots, G$. Also, denote $\ddot{\mathbf{A}} = \mathbf{A} - \mathbf{B}_A$, thus $\ddot{\mathbf{A}}$ is the matrix with the blocks on its diagonal set to zero. For later purposes I also define for any $\mathbf{v} \in \mathbb{R}^n$ the $n \times G$ matrix \mathbf{B}_v which in column g has on the rows corresponding to $[g]$ the entries of $\mathbf{v}_{[g]}$ and zeroes elsewhere. Using this notation I have that $\varepsilon(\beta_0)' \dot{\mathbf{P}}_Z \varepsilon(\beta_0)/k$ is centred at zero. I need the following assumption to derive its distribution.

Assumption A2. *Conditional on \mathbf{Z} and with probability one for all n large enough, it holds that (i) $\text{rank}(\mathbf{P}_Z) = k$. (ii) $\|\mathbf{P}_{Z,[g,g]}\|_2^2 \leq C < 1$. (iii) $k \rightarrow \infty$ as $G \rightarrow \infty$. (iv) $n_{\max}^4/k \xrightarrow{a.s.} 0$ for $n_{\max} = \max_{g=1,\dots,G} n_g$.*

Assumption A2.i implies the full rank assumption on \mathbf{Z} and means that there are no re-

dundant instruments. [Assumption A2.ii](#) generalises [Crudu et al.'s \(2021\)](#) and [Mikusheva and Sun's \(2022\)](#) requirement that the diagonal elements of \mathbf{P}_Z are less than one, which is a common assumption in the many instrument literature. It is also related to the measure of cluster leverage in the first stage regression by [MacKinnon et al. \(2022\)](#) and bounds how different the clusters can be. [Assumption A2.iii](#) specifies the asymptotic sampling scheme. It allows for many instruments in the sense that the number of IVs increases proportionally to the sample size and it states that the number of clusters tends to infinity. The last item of [Assumption A2](#) bounds the relative cluster sizes and ensures that there is not one cluster that dominates the sample. Such a requirement is common in the literature on clustered data and is, for example, also imposed by [Djogbenou et al. \(2019\)](#) and [Hansen and Lee \(2019\)](#). Their assumptions on the maximum cluster size are more general however. [Djogbenou et al.'s \(2019\)](#) requirement provides a trade-off between the number of moments of the data that need to exist and the degree of cluster heterogeneity that is allowed. With fourth moments, as I assume, their condition is met when $n_{\max}^3/n \rightarrow 0$. [Hansen and Lee \(2019\)](#) relate the maximum cluster size to the variance of the regressors and show that a central limit theorem holds when $n_{\max}^2/n \rightarrow 0$. My condition is not conditional on the distribution of the data and stronger than these. Under these assumptions I have the following result.

Theorem 1. *Under [Assumptions A1](#) and [A2](#) the cluster jackknife AR converges as*

$$AR_{CLJ}(\beta_0) = \frac{1}{\sqrt{V_{CLJ}(\beta_0)k}} \varepsilon(\beta_0)' \ddot{\mathbf{P}}_Z \varepsilon(\beta_0) \rightsquigarrow N(0, 1),$$

with conditional variance

$$V_{CLJ}(\beta_0) = \text{var}\left(\frac{1}{\sqrt{k}} \varepsilon(\beta_0)' \ddot{\mathbf{P}}_Z \varepsilon(\beta_0) | \mathbf{Z}\right) = \frac{2}{k} \sum_{g \neq h} \sum_{\substack{i_1, i_2 \in [g] \\ j_1, j_2 \in [h]}} \Sigma_{i_1 i_2} \Sigma_{j_1 j_2} P_{Z, i_1 j_1} P_{Z, i_2 j_2}, \quad (2)$$

where Σ is a block diagonal matrix with the Σ_g , $g = 1, \dots, G$ on its diagonal.

Proof. The proof is given in [Appendix A.1](#). □

To use [Theorem 1](#) to conduct inference on β , I propose the following estimator for $V_{CLJ}(\beta)$

$$\hat{V}_{CLJ}(\beta) = \frac{2}{k} \boldsymbol{\nu}' [\mathbf{B}'_{\varepsilon(\beta)} \mathbf{P}_Z \mathbf{B}_{\varepsilon(\beta)} \odot \mathbf{B}'_{\varepsilon(\beta)} \mathbf{P}_Z \mathbf{B}_{\varepsilon(\beta)} - \mathbf{I}_G \odot \mathbf{B}'_{\varepsilon(\beta)} \mathbf{P}_Z \mathbf{B}_{\varepsilon(\beta)} \odot \mathbf{B}'_{\varepsilon(\beta)} \mathbf{P}_Z \mathbf{B}_{\varepsilon(\beta)}] \boldsymbol{\nu}, \quad (3)$$

which is conditionally unbiased and consistent for $V_{CLJ}(\beta_0)$.

Theorem 2. *Under [Assumptions A1](#) and [A2](#) it holds that $E(\hat{V}_{CLJ}(\beta_0) | \mathbf{Z}) = V_{CLJ}(\beta_0)$ and, conditional on \mathbf{Z} , $\hat{V}_{CLJ}(\beta_0) \xrightarrow{P} V_{CLJ}(\beta_0)$.*

Proof. The proof is given in [Appendix A.2](#). □

The normal distribution in [Theorem 1](#) obtains only when the number of instruments goes to infinity. For smaller k on the other hand, it is expected that $AR_{CLJ}(\beta_0)$ is closer to a shifted and scaled χ_k^2 distribution. Therefore, as in [Mikusheva and Sun \(2022\)](#), I reject the null hypothesis $H_0: \beta_0 = \beta$ whenever $AR_{CLJ}(\beta)$ is larger than $(\chi_{k, 1-\alpha}^2 - k)/\sqrt{2k}$, where $\chi_{k, 1-\alpha}^2$ is the $1 - \alpha$ quantile of the χ_k^2 distribution. This way I compare the test statistic with shifted and scaled χ_k^2 critical values for small k and standard normal critical values for large k .

3.1 Symmetric jackknife AR

Bekker and Crudu (2015) observe that in the process of jackknifing, as is also done for example for the HLIM and HFUL estimators by Hausman et al. (2012) for a heteroskedastic many weak IV model, the information in the deleted observations is lost. Bekker and Crudu (2015) propose a consistent estimator that retains more of this information, while still correctly handling the noise from the squared errors. The authors show that the numerator of their estimator can be written as

$$\frac{1}{2}(\mathbf{y} - \mathbf{X}\beta)'(\tilde{\mathbf{P}} + \tilde{\mathbf{P}}')(\mathbf{y} - \mathbf{X}\beta) = (\tilde{\mathbf{y}} - \tilde{\mathbf{X}}\beta)'(\mathbf{y} - \mathbf{X}\beta),$$

where $\tilde{\mathbf{y}} = \tilde{\mathbf{P}}\mathbf{y}$ and $\tilde{\mathbf{X}}$ defined analogously. Here $\tilde{\mathbf{P}} = (\mathbf{I} - \mathbf{D}_{P_Z})\dot{\mathbf{P}}_Z$ denotes the jackknife projection matrix as used for example in Akerberg and Devereux (2009). The numerator thus treats all endogenous variables symmetrically, because it jackknifes both the \mathbf{y} and the \mathbf{X} , which lead Bekker and Crudu (2015) to call it the symmetric jackknife estimator. Crudu et al. (2021) base their jackknife AR statistic on this numerator, with the goal to retain part of the information in the deleted observations.

As the cluster jackknife AR removes entire clusters, rather than individual observations, the potential loss of information is even larger. I therefore generalise the symmetric jackknife AR to clustered data. In Appendix A.3 I show that pre-multiplying a vector by the matrix $\tilde{\mathbf{P}}_{CL} = \mathbf{P}_Z - \mathbf{B}_{P_Z}\mathbf{B}_{M_Z}^{-1}\mathbf{M}_Z$, cluster jackknifes the observations in the vector. Thus I write the cluster symmetric jackknife AR statistic as

$$AR_{CLSJ}(\beta) = \frac{1}{2\sqrt{V_{CLSJ}(\beta)k}}\varepsilon(\beta)'(\tilde{\mathbf{P}}_{CL} + \tilde{\mathbf{P}}_{CL}')\varepsilon(\beta),$$

with $V_{CLSJ}(\beta) = \text{var}(\varepsilon(\beta)'(\tilde{\mathbf{P}}_{CL} + \tilde{\mathbf{P}}_{CL}')\varepsilon(\beta)/(2\sqrt{k})|\mathbf{Z})$. A natural estimator for this variance is

$$\begin{aligned} \hat{V}_{CLSJ}(\beta) = & \frac{1}{2k}\boldsymbol{\iota}'[\mathbf{B}'_{\varepsilon(\beta)}(\tilde{\mathbf{P}}_{CL} + \tilde{\mathbf{P}}_{CL}')\mathbf{B}_{\varepsilon(\beta)} \odot \mathbf{B}'_{\varepsilon(\beta)}(\tilde{\mathbf{P}}_{CL} + \tilde{\mathbf{P}}_{CL}')\mathbf{B}_{\varepsilon(\beta)} \\ & - \mathbf{I}_G \odot \mathbf{B}'_{\varepsilon(\beta)}(\tilde{\mathbf{P}}_{CL} + \tilde{\mathbf{P}}_{CL}')\mathbf{B}_{\varepsilon(\beta)} \odot \mathbf{B}'_{\varepsilon(\beta)}(\tilde{\mathbf{P}}_{CL} + \tilde{\mathbf{P}}_{CL}')\mathbf{B}_{\varepsilon(\beta)}]\boldsymbol{\iota}. \end{aligned}$$

I then claim the following unproven corollary to Theorems 1 and 2.

Corollary 3. *Under Assumptions A1 and A2 it holds that $AR_{CLSJ}(\beta_0) \rightsquigarrow N(0, 1)$. Furthermore, under Assumption A1 it holds that $E(\hat{V}_{CLSJ}(\beta_0)|\mathbf{Z}) = V_{CLSJ}(\beta_0)$ and $\hat{V}_{CLSJ}(\beta_0) \xrightarrow{p} V_{CLSJ}(\beta_0)$.*

Finally, as in Bekker and Crudu (2015), I conclude that the cluster symmetric jackknife AR has a larger signal component than the cluster jackknife AR, because $E[(\mathbf{y}, \mathbf{X})'(\tilde{\mathbf{P}}_{CL} + \tilde{\mathbf{P}}_{CL}')(\mathbf{y}, \mathbf{X})/2|\mathbf{Z}] = (\beta, \mathbf{I})'\boldsymbol{\Pi}'\mathbf{Z}'\mathbf{Z}\boldsymbol{\Pi}(\beta, \mathbf{I}) \geq E[(\mathbf{y}, \mathbf{X})'\ddot{\mathbf{P}}_Z(\mathbf{y}, \mathbf{X})|\mathbf{Z}] = (\beta, \mathbf{I})'\boldsymbol{\Pi}'\mathbf{Z}'\mathbf{Z}\boldsymbol{\Pi}(\beta, \mathbf{I}) - (\beta, \mathbf{I})'\boldsymbol{\Pi}'\mathbf{Z}'\mathbf{B}_{P_Z}\mathbf{Z}\boldsymbol{\Pi}(\beta, \mathbf{I})$. Hence, the cluster symmetric jackknife AR successfully retains information that is deleted by the cluster jackknife AR statistic.

3.2 Cross-fit variance estimator

The variance estimator in (3) is not the only possible one. Mikusheva and Sun (2022) note that jackknife AR that uses the equivalent estimator of $\hat{V}_{CLJ}(\beta)$ by Crudu et al. (2021) has low

power against alternatives far from β_0 . Therefore they propose an alternative estimator that uses cross-fitted values (Newey and Robins, 2018; Kline et al., 2020) to improve the power.

A cross-fit estimator for clustered data can be obtained by defining $\tilde{M}(g, h) = \mathbf{I} - \tilde{P}(g, h)$ for $\tilde{P}(g, h) = \mathbf{Z}(\mathbf{Z}'_{-([g],[h])}\mathbf{Z}_{-([g],[h])})^{-1}\mathbf{Z}'_{-([g],[h])}$, where a matrix indexed by $-([g],[h])$ contains all rows of that matrix but those in $[g]$ and $[h]$. Pre-multiplying $\varepsilon_{-([g],[h])}$ with $\tilde{P}(g, h)$ therefore gives the leave-cluster- (g, h) -out fitted values of ε on \mathbf{Z} . Denote this by $\tilde{\varepsilon}(g, h) = \tilde{M}(g, h)\varepsilon_{-([g],[h])}$. The cross-fit variance estimator can then be written as

$$\begin{aligned}\hat{V}_{CLJ-CF}(\beta_0) &= \frac{2}{k} \sum_{g \neq h} \sum_{\substack{i_1, i_2 \in [g] \\ j_1, j_2 \in [h]}} \varepsilon_{i_1} P_{Z, i_1 j_1} \mathbf{e}'_{j_1} \tilde{M}(g, h) \varepsilon_{-([g],[h])} \varepsilon_{i_2} P_{Z, i_2 j_2} \mathbf{e}'_{j_2} \tilde{M}(g, h) \varepsilon_{-([g],[h])} \\ &= \frac{2}{k} \sum_{g \neq h} (\varepsilon'_{[g]} \mathbf{P}_{[g, h]} \tilde{\varepsilon}(g, h)_{[h]})^2.\end{aligned}\tag{4}$$

Since $g \neq h$ and $\tilde{M}(g, h)\varepsilon_{-([g],[h])}$ neither depends on observations in cluster g nor on observations in cluster h , the terms with $\tilde{P}(g, h)$ in (4) have expectation zero. Therefore $\hat{V}_{CLJ-CF}(\beta_0)$ is an unbiased estimator for $V_{CLJ}(\beta_0)$. I leave the proof of consistency for future work.

Finally, note that by substituting \mathbf{P} with $(\tilde{P}_{CL} + \tilde{P}'_{CL})/2$ in the expression of $\hat{V}_{CLJ-CF}(\beta)$ a cross-fitted version $\hat{V}_{CLSJ}(\beta)$ can be obtained.

4 Many instrument AR

Tests on β in generalised method of moments (GMM) models with weak, but a fixed number of instruments are generally based on the continuous updating (CU) estimator of Hansen et al. (1996). In the special case of a linear IV model with homoskedastic data, the optimal test in terms of power is the conditional likelihood ratio test (Moreira, 2003), and is based on the CU objective function and its score (Andrews et al., 2006). Because of these good properties, Boot and Ligtenberg (2023) base their AR statistic in the linear IV model with heteroskedastic data and many instruments on the CU objective function. This means that, as opposed to the jackknife AR statistics, a weighting matrix for heteroskedasticity must be maintained. They show that this large dimensional matrix can be handled if the data satisfy an invariance assumption. To be more precise if the data are independent and if $\varepsilon_i \stackrel{d}{=} r_i \varepsilon_i$, where r_i is a Rademacher random variable and certain other assumptions are satisfied, the many instrument AR statistic converges as

$$\begin{aligned}AR_{MI}(\beta_0) &= \frac{\varepsilon(\beta_0)' \mathbf{Z}(\mathbf{Z}' \mathbf{D}_{\varepsilon(\beta_0)}^2 \mathbf{Z})^{-1} \mathbf{Z}' \varepsilon(\beta_0) - k}{\sqrt{k V_{MI}(\beta)}} \\ &\stackrel{d}{=} \frac{\mathbf{r}' \mathbf{D}_{\varepsilon(\beta_0)} \mathbf{Z}(\mathbf{Z}' \mathbf{D}_{\varepsilon(\beta_0)}^2 \mathbf{Z})^{-1} \mathbf{Z}' \mathbf{D}_{\varepsilon(\beta_0)} \mathbf{r} - k}{\sqrt{k V_{MI}(\beta_0)}} \rightsquigarrow N(0, 1),\end{aligned}$$

where $\mathbf{r} = (r_1, \dots, r_n)'$ collects the independent Rademacher random variables and $V_{MI}(\beta) = \text{var}(\mathbf{r}' \mathbf{D}_{\varepsilon(\beta)} \mathbf{Z}(\mathbf{Z}' \mathbf{D}_{\varepsilon(\beta)}^2 \mathbf{Z})^{-1} \mathbf{Z}' \mathbf{D}_{\varepsilon(\beta)} \mathbf{r} | \mathbf{Z}, \varepsilon)$.

The extension to clustered data requires three main adaptations. First, the assumption that each ε_i is reflection invariant and can be multiplied with an independent Rademacher random variable, is no longer plausible because the errors can be dependent within clusters. A transformation of one variable, thus possibly implies a change in another variable. Therefore I

assume that clusters are reflection invariant.

Assumption A3. *Conditional on \mathbf{Z} , it holds that $\varepsilon_{[g]} \stackrel{d}{=} r_g \varepsilon_{[g]}$ for any $g = 1, \dots, G$, where the r_1, \dots, r_G are independent Rademacher random variables.*

The second adaptation is that the weight matrix now also needs to capture the covariances of observations within the same cluster. The $\mathbf{D}_{\varepsilon(\beta)}^2$ is therefore no long sufficient and must be changed to $\mathbf{B}_{\varepsilon(\beta)\varepsilon(\beta)'}.$

Third, for the AR statistic to be distributionally equivalent to a quadratic form in the G Rademacher random variables, the moment conditions per cluster must be combined into one. Here I do that by summing them per cluster. Using [Assumption A3](#) it then holds that

$$\boldsymbol{\iota}' \mathbf{B}'_{\varepsilon(\beta_0)} \mathbf{Z} (\mathbf{Z}' \mathbf{B}_{\varepsilon(\beta_0)\varepsilon(\beta_0)'} \mathbf{Z})^{-1} \mathbf{Z} \mathbf{B}_{\varepsilon(\beta_0)} \boldsymbol{\iota} \stackrel{d}{=} \mathbf{r}' \mathbf{B}'_{\varepsilon(\beta_0)} \mathbf{Z} (\mathbf{Z}' \mathbf{B}_{\varepsilon(\beta_0)\varepsilon(\beta_0)'} \mathbf{Z})^{-1} \mathbf{Z} \mathbf{B}_{\varepsilon(\beta_0)} \mathbf{r}. \quad (5)$$

Note that $\mathbf{B}_{\varepsilon(\beta)} \mathbf{B}'_{\varepsilon(\beta)} = \mathbf{B}_{\varepsilon(\beta)\varepsilon(\beta)'}$. Consequently, the matrix in between the \mathbf{r} in (5) is a projection matrix and can be written as $\mathbf{P}_{\mathbf{B}'_{\varepsilon(\beta_0)} \mathbf{Z}}$. Hence, if I make the following regularity assumptions, I can apply the central limit theorem for projection matrices of growing rank in Lemma A2 in [Chao et al. \(2012\)](#) to obtain the limiting distribution of the cluster many instrument AR.

Assumption A4. *Assume that with probability 1 for all n large enough the following hold conditional on \mathbf{Z} and $\varepsilon(\beta_0)$ (i) $\mathbf{e}'_g \mathbf{P}_{\mathbf{B}'_{\varepsilon(\beta_0)} \mathbf{Z}} \mathbf{e}_g \leq C < 1$, $g = 1, \dots, G$. (ii) $k \rightarrow \infty$ as $G \rightarrow \infty$ and $k < G$.*

The first assumption bounds the diagonal elements of the projection matrix away from one, which is a common assumption in the many instrument literature. The second assumption formalises that the number of clusters goes to infinity rather than the number of observations as is often assumed for independent data.

Theorem 4. *Under [Assumptions A1](#), [A3](#) and [A4](#) it holds that*

$$AR_{CLMI}(\beta_0) = \frac{\boldsymbol{\iota}' \dot{\mathbf{P}}_{\mathbf{B}'_{\varepsilon(\beta_0)} \mathbf{Z}} \boldsymbol{\iota}}{\sqrt{k V_{CLMI}(\beta_0)}} \stackrel{d}{=} \frac{\mathbf{r}' \dot{\mathbf{P}}_{\mathbf{B}'_{\varepsilon(\beta_0)} \mathbf{Z}} \mathbf{r}}{\sqrt{k V_{CLMI}(\beta_0)}} \rightsquigarrow N(0, 1),$$

where $V_{CLMI}(\beta) = \text{var}(\mathbf{r}' \dot{\mathbf{P}}_{\mathbf{B}'_{\varepsilon(\beta)} \mathbf{Z}} \mathbf{r} | \mathbf{Z}, \varepsilon) = 2 \boldsymbol{\iota}' (\dot{\mathbf{P}}_{\mathbf{B}'_{\varepsilon(\beta)} \mathbf{Z}} \odot \dot{\mathbf{P}}_{\mathbf{B}'_{\varepsilon(\beta)} \mathbf{Z}}) \boldsymbol{\iota} / k$.

Proof. The proof follows by Lemma A2 in [Chao et al. \(2012\)](#). □

Conditional on \mathbf{Z} and ε , $V_{CLMI}(\beta)$ is known and non-stochastic and it can be estimated by its own value $\hat{V}_{CLMI}(\beta) = 2 \boldsymbol{\iota}' (\dot{\mathbf{P}}_{\mathbf{B}'_{\varepsilon(\beta)} \mathbf{Z}} \odot \dot{\mathbf{P}}_{\mathbf{B}'_{\varepsilon(\beta)} \mathbf{Z}}) \boldsymbol{\iota} / k$. For the same reason conditional unbiasedness and consistency of the variance estimator follow immediately.

Theorem 5. *Under [Assumptions A1](#) and [A3](#), $E(\hat{V}_{CLMI}(\beta_0) | \mathbf{Z}, \varepsilon_0) = V_{CLMI}(\beta_0)$ and, conditional on \mathbf{Z} and ε , $\hat{V}_{CLMI}(\beta_0) \xrightarrow{P} V_{CLMI}(\beta_0)$.*

[Theorems 4](#) and [5](#) thus provide another way to conduct inference on β_0 and similarly as for the cluster jackknife AR statistic, the asymptotic approximation for small instrument sets is improved by rejecting the null hypothesis $H_0: \beta_0 = \beta$ whenever $AR_{CLMI}(\beta)$ exceeds $(\chi_{k, 1-\alpha}^2 - k) / \sqrt{2k}$.

The derivation of the cluster many instrument AR statistic above starts with the many instrument AR statistic and adapts it to make it suited for clustered data. In [Appendix B I](#) provide a different interpretation, that starts by summing the moment conditions per cluster and then derives a GMM many instrument AR statistic for these new moment conditions. The final result is the same as the one presented in this section.

5 Cluster fixed effects

If the data follow a cluster structure it is common to allow for cluster fixed effects. For example, in panel data analysis, where the observations on a single individual can be regarded as a cluster, fixed effects capture unobserved characteristics. The unobserved cluster fixed effect can be removed by the within transformation which subtracts from each observation the cluster mean. Although this removes the fixed effects, it introduces dependence between the observations. The identification and many instrument robust tests developed thus far therefore cannot be applied to these transformed models. For the cluster robust tests derived above this dependence is no problem.

To be precise, augment the model in [\(1\)](#) by cluster fixed effects

$$\begin{aligned} y_i &= c_i + \mathbf{x}_i' \boldsymbol{\beta}_0 + \varepsilon_i \\ \mathbf{x}_i &= \mathbf{d}_i + \boldsymbol{\Pi}' \mathbf{z}_i + \boldsymbol{\eta}_i. \end{aligned}$$

with $c_i = c_j \in \mathbb{R}$ and $\mathbf{d}_i = \mathbf{d}_j \in \mathbb{R}^p$ for i, j in the same cluster. Let $y_i^w = y_i - \sum_{i \in [g]} y_i / n_g$ be the within transformed y_i , and similarly for the other variables. Then the transformation removes the cluster fixed effects

$$\begin{aligned} y_i^w &= \mathbf{x}_i^{w'} \boldsymbol{\beta}_0 + \varepsilon_i^w \\ \mathbf{x}_i^w &= \boldsymbol{\Pi}' \mathbf{z}_i^w + \boldsymbol{\eta}_i^w, \end{aligned}$$

but maintains the independence between clusters. Note that the transformation also preserves the invariance in the errors $\boldsymbol{\varepsilon}_{[g]}^w \stackrel{d}{=} r_g \boldsymbol{\varepsilon}_{[g]}^w$, where $\boldsymbol{\varepsilon}^w = (\varepsilon_1^w, \dots, \varepsilon_n^w)'$. Consequently, if the transformed variables satisfy the assumptions made above, both the cluster jackknife AR and the cluster many instrument AR tests can be applied to the within transformed model.

6 Simulation results

In this section I explore the finite sample performance of the different cluster AR tests relative to each other and to those for independent data. I generate clustered data from [\(1\)](#) with one endogenous regressor. There are $n = 1000$ observations divided over $G = 100$ clusters and the cluster sizes are determined by $n_g = \max\{1, \lfloor n \exp(\gamma g / G) / [\sum_{g=1}^{G-1} \exp(\gamma g / G) + 1] \rfloor\}$ for $g = 1, \dots, G - 1$ and $n_G = n - \sum_{g=1}^{G-1} n_g$. γ determines the unbalancedness of the clusters and $\gamma = 0$ implies balanced clusters. I set $\gamma = 6$ such that the smallest cluster contains 1 observation and the largest 58. Both the instruments \mathbf{z}_i and the errors ε_i and $\boldsymbol{\eta}_i$ consist of a cluster common component and an individual component. In particular, $\mathbf{z}_i = z_i^{\text{cl}} \boldsymbol{\iota} + \mathbf{z}_i^{\text{ind}}$ where $z_i^{\text{cl}} = z_j^{\text{cl}}$ for i and j in the same cluster. Furthermore, $z_i^{\text{cl}} \sim N(0, 1)$ and $\mathbf{z}_i^{\text{ind}} \sim N(0, \mathbf{I}_k)$. Similarly, $\varepsilon_i = \varepsilon_i^{\text{cl}} + \varepsilon_i^{\text{ind}}$ where $\varepsilon_i^{\text{cl}} = \varepsilon_j^{\text{cl}}$ for i and j in the same cluster. I make the data conditional heteroskedastic by letting

the cluster common component and the individual components dependent on the instruments via $\varepsilon_i^{\text{cl}} \sim N(0, [\sigma^{\text{cl}} \sum_{j \in [g]} |Z_{j1}|/n_g]^2)$ for observation i in cluster g and $\varepsilon_i^{\text{ind}} \sim N(0, [\sigma^{\text{ind}} Z_{i1}]^2)$. The two σ s determine the importance of the cluster common and individual components. Next, I set $\eta_i = \rho \varepsilon_i + \sqrt{(1 - \rho^2)} w_i$ with $\rho = 0.3$ and w_i standard normal. Note that the errors satisfy the invariance assumption from [Assumption A3](#). I vary the number of instruments from 1 to 95. Π is equal to a zero vector, with the exception of the first element which equals $\Pi_1 = \sqrt{R\sqrt{k}/n}$. Hence only the first instrument is informative about the regressor and R governs its relevance. Finally, $\beta_0 = 0$.

6.1 Size

[Figure 1](#) shows the rejection rates of the cluster AR test for a fixed number of moment conditions which I abbreviate as cluster fixed- k AR, the cluster symmetric jackknife AR test and the cluster many instrument AR test against their counterparts for independent data when testing $\beta_0 = 0$ at a nominal size of 5%. I omit the cluster jackknife AR test for readability, because its size is very close to the cluster symmetric jackknife AR test. Also, as it is computationally intensive to calculate the cross-fit variance estimators if there are many clusters, the jackknife type tests use a variance estimator without cross-fit. Finally, a test based cluster robust 2SLS with standard normal critical values is added to show the effect of weak and many instruments on this test. In the simulation $\sigma^{\text{cl}} = \sigma^{\text{ind}} = 1$ and R varies between the two panels to show the effect of different instrument strengths. The results are based on 10,000 draws from this data generating process (DGP).

The left panel, in which the instruments are relatively weak, shows that the test based on cluster 2SLS is oversized, even when the number of instruments is low. When the instruments become more numerous, the size distortion increases as expected. The different AR tests for independent data are also oversized. The rejection rates get closer to, but stay well above, the desired 5% when k increases. The cluster fixed- k AR test does not overreject, but the rejection rates get close to zero for large instrument sets. The cluster symmetric and cluster many instrument AR tests attain close to nominal size. Only for very large k , the many instrument robust test becomes slightly conservative.

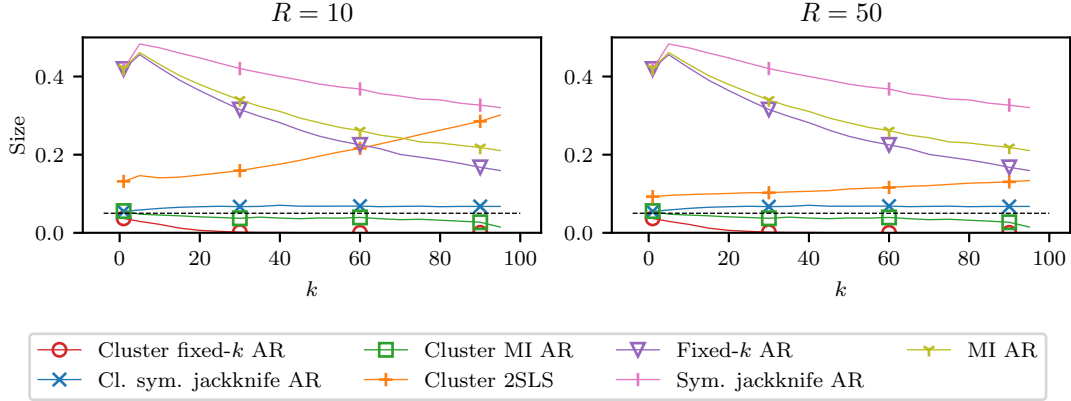
The right panel with stronger instruments tells a similar story. The test based on 2SLS has rejection rates closer to 5% for small k , but these increase to almost 20% for large k . The other tests are independent of instrument strength and thus I observe the same behaviour as in the first panel.

6.2 Power

I now turn to the power of the cluster fixed- k AR, cluster jackknife AR without cross-fit variance estimator and cluster many instrument AR tests. Again the cluster jackknife AR test is omitted. [Figure 2](#) shows the rejection rates of testing $H_0: \beta_0 = \beta^*$ for $\beta^* \in [-1, 1]$. $\sigma^{\text{cl}} = 1$ in the left panels and 2 in the right panels. The number of instruments varies between $k = 10$ and $k = 50$ between the upper and lower panels. I set the other values in the DGP to $R = 50$ and $\sigma^{\text{ind}} = 1$. The results are based on 10,000 draws from this DGP.

The upper left panel shows that with small k the cluster many instrument AR test has highest power and the cluster fixed- k AR test has the lowest power. With higher within cluster

Figure 1: Size of identification robust and 2SLS tests.



Note: Rejection rates of the cluster fixed- k AR, cluster symmetric jackknife AR, cluster many instrument AR, their counterparts for independent data and a test based on 2SLS with clustered standard errors and standard normal critical values when testing $\beta_0 = 0$ at $\alpha = 0.05$. k is the number of instruments and $\gamma = 6$ determines the cluster imbalance. The DGP is described in [Section 6](#).

dependence, as shown in the right panel, the power advantage of the cluster many instrument AR test over the cluster symmetric jackknife AR test increases. Surprisingly, for distant alternatives also the cluster fixed- k AR test has higher power than the cluster symmetric jackknife AR test in this case.

For higher values of k as shown in the bottom panels, the results are reversed. The cluster fixed- k AR test has zero power. The cluster many instrument AR test also has low power, but this power is relatively insensitive to the within cluster dependence as can be seen from comparing the left and right panels. The most powerful test in both panels is, however, the cluster symmetric jackknife AR test.

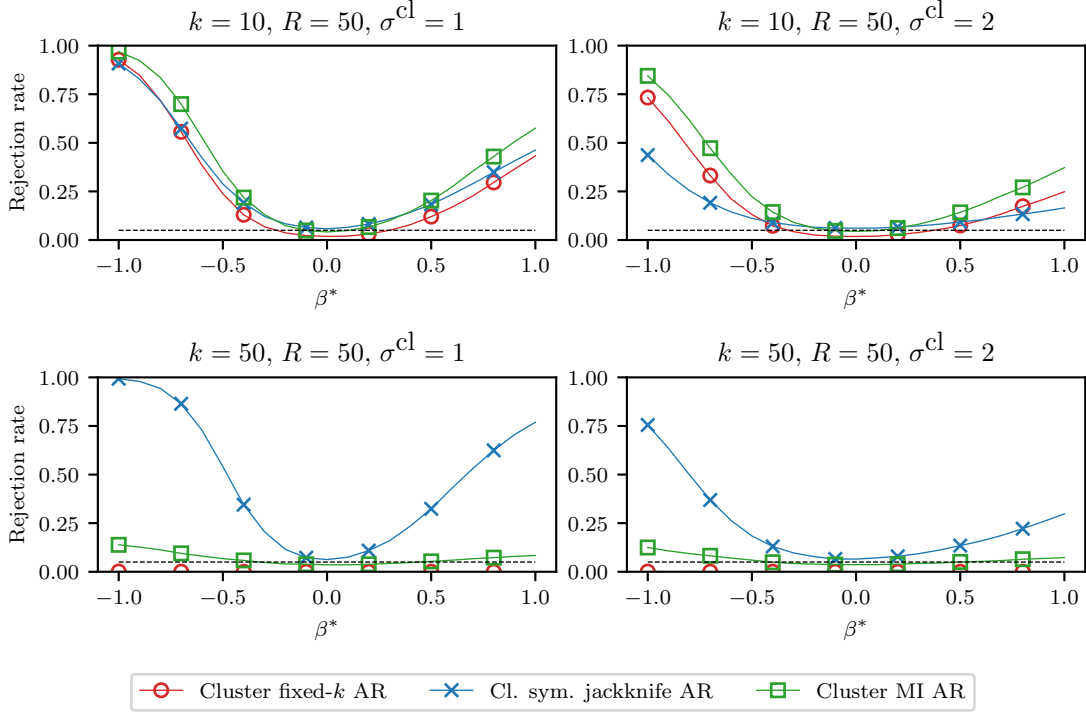
7 Applications

In this section I first discuss some settings in which there are many IVs and clustering. Next, I apply the cluster robust tests to the model from [Dube and Harish \(2020\)](#).

The first type of model in which it is important to account for clustering, are panel data IV models. It is likely that the observations on an individual are dependent over time, thus the data on an individual can be regarded as a cluster. Panel data models for which many and weak instrument robust tests are particularly pressing are dynamic panel data models. Here lags of the dependent variable or transformations thereof serve as instruments, which make the number of IVs grows rapidly in the time dimension. Unfortunately one cannot readily apply the tests developed in this paper, as the moment conditions do not follow the structure of the linear IV model. An extension of the tests to a more general GMM structure is therefore desirable.

A second case in which there are many instruments and clustering is important, is when one uses so-called Bartik instruments. These instruments are based on the observation that shocks common to all individuals affects them differently depending on how exposed an individual is to the shocks. This variation identifies the effect of the shock. [Goldsmith-Pinkham et al. \(2020\)](#) show that if the shares that determine the exposure are exogenous, the shares are valid IVs and the Bartik instrument is a specific way of combining them, but one can also include the

Figure 2: Power of cluster AR tests.



Note: Rejection rates of the cluster fixed- k AR, cluster symmetric jackknife AR and cluster many instrument AR when testing $\beta = 0$ if the true $\beta_0 = \beta^*$ at $\alpha = 0.05$. k is the number of instruments, R measures their relevance, σ^{cl} is the scaling of the variance in the cluster component in ε_i . The DGP is described in Section 6.

shares separately. See for an example [Boot and Ligtenberg \(2023\)](#). In applications of Bartik instruments the observations are often on geographical areas such as municipalities, counties or states. It then makes sense to cluster the observations on location. [Kovak \(2013\)](#) for example clusters groups of municipalities at the state level. Another instance with Bartik instruments in which clustering is important, is when there is a panel of observations. As with the panel data described above, it is sensible to cluster the observations on the individual level. Moreover, with panel data the instrument set is large, because the shares from each time period are valid instruments. Thus the number of IVs grows multiplicatively with the number of time periods.

The last examples I want to highlight are judge design studies. In these models the identity of a randomly assigned judge or expert serves as instrument to study the effect of the outcome of the case on another variable. Each judge can handle only a limited amount of cases, which makes the instruments numerous. In these studies it is common to cluster the data at the judge level. See for example [Maestas et al. \(2013\)](#), [Dobbie et al. \(2018\)](#) and [Bhuller et al. \(2020\)](#).

7.1 Dube and Harish (2020)

To illustrate the cluster robust tests I revisit the study by [Dube and Harish \(2020\)](#) on the effect of female leadership on the likelihood for a country to be at war. As the probability for a woman to come into power might be higher or lower depending on whether the polity is at war, the gender of the leader can be endogenous. [Dube and Harish \(2020\)](#) therefore propose instruments for it based on succession laws for monarchs in Europe. The authors note that a vacant throne

is less likely to be taken by a woman if the previous ruler had a male first born child and more likely to be taken by a woman if the previous ruler had a sister.

The data contains 18 polities observed some time between 1480 and 1913 yielding an unbalanced panel with 3,586 polity-year observations in total. Throughout the analysis the data are clustered on a broad indicator of a reign, resulting in 176 clusters, which vary in size. The largest cluster counts 66 observations and the smallest 1.

The estimates from the main model, which uses the two instruments described above, imply that polities lead by a woman are 39 percentage points more likely to be in war in a given year compared to polities lead by a man. As a robustness check, models with additional instruments based on interactions between the original instruments and exogenous regressors are proposed. Table A5 in the appendix shows the 2SLS estimates from these models. However, the new instruments are relatively weak, which makes the estimates and their standard errors unreliable and therefore the larger models are not investigated further.

Moreover, since the data are clustered, the effective sample size will be closer to the number of clusters than to the number of observations, making the total number of IVs non-negligible compared to the effective sample size, which exacerbates the problems from which the 2SLS estimates and standard errors suffer. To reliably continue the analysis of the larger models thus requires a weak and many instrument robust test suited for clustered data. In this paper I developed such tests which I apply here to [Dube and Harish's \(2020\)](#) data.

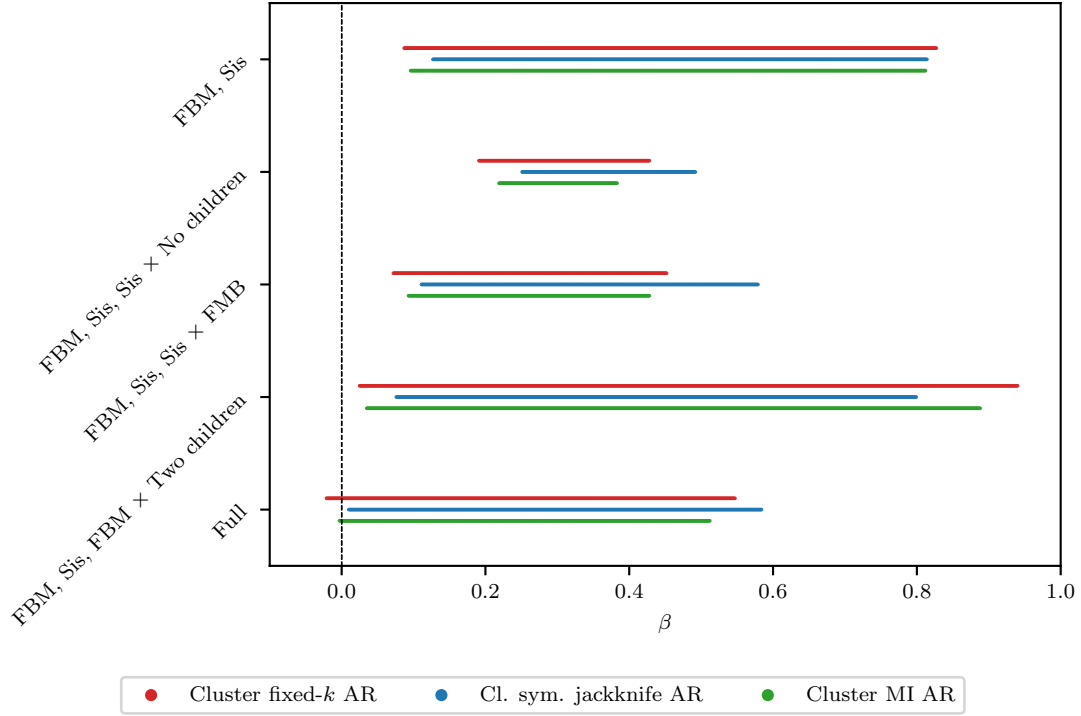
In [Figure 3](#) I draw the 95% confidence intervals for β , which is the effect of queenly reign on the likelihood of war relative to polities lead by kings, that I obtained by inverting the cluster fixed- k AR test, the many instrument robust cluster AR test and the cluster symmetric jackknife AR test without cross-fit variance estimator. The groups correspond to the models in columns 1, 2, 4 and 5 of Table A5 in [Dube and Harish \(2020\)](#) and the full model where I pooled all the instruments and regressors of the other models.

From the figure I conclude, first of all, that most specifications yield significantly positive effects of female rule on the likelihood of being at war. Only the confidence intervals obtained by inverting the cluster fixed- k AR test and the cluster many instrument AR test for the full model include zero. One can see this more clearly in [Table 1](#) in [Appendix C](#) in which reports the exact bounds of the confidence intervals. This result is in line with [Section 6](#) that showed that if the instruments become too numerous, both the cluster fixed- k and cluster many instrument AR test have low power. Secondly, although most confidence intervals are wide, the cluster fixed- k AR test yields generally the widest confidence intervals. The cluster many instrument and cluster jackknife AR on the other hand do not have a clear ordering in power. Lastly, the cluster symmetric jackknife AR test yield confidence intervals that are shifted upwards relative to the fixed- k and many instrument AR statistic.

8 Conclusion

In this paper I argued that correcting for many and weak instruments is especially important when the data is clustered as this reduces the effective sample size. Next, I adapted two many and weak instrument robust tests to make them suited for clustered data. In particular, I showed that the jackknife and symmetric jackknife AR test of [Crudu et al. \(2021\)](#) and [Mikusheva and Sun \(2022\)](#) need to remove clusters of observations, rather than individual observations when

Figure 3: 95% confidence interval for the effect of queenly reign on war.



Note: 95% confidence interval for the effect of queenly reign on the probability of being in war relative to politics lead by a king. The confidence intervals are based on inverting the cluster fixed- k AR test, the cluster many instrument AR test and the cluster symmetric jackknife AR test. The data comes from [Dube and Harish \(2020\)](#) and is clustered on a broad measure of reign. The instruments are whether the previous sovereign had a first born male child (FBM), whether the previous sovereign had a sister (Sis) and interactions of these with each other and indicators whether the previous sovereign had no or two children. The control variables are the same as in columns 1, 2, 4 and 5 of Table A5 in [Dube and Harish \(2020\)](#). The full model pools the instruments and control variables of the other models.

jackknifing. Furthermore, an extension of the invariance assumption of [Boot and Ligtenberg \(2023\)](#), allowed me to derive a cluster version of their many instrument robust AR test. In Monte Carlo simulations I showed that the cluster robust tests are size correct, whereas the tests for independent data overreject. In the last section I applied the newly developed tests to the data from [Dube and Harish \(2020\)](#) and showed that queenly reign has a significant positive effect on the probability for a state to be at war.

For further research it would be interesting to apply the cluster jackknife approach developed above, to other popular tests such as HFUL and HLIM by [Hausman et al. \(2012\)](#) or the jackknife score test by [Matsushita and Otsu \(2022\)](#).

References

- Abadie, A., S. Athey, G. W. Imbens, and J. M. Wooldridge (2023). When should you adjust standard errors for clustering? *The Quarterly Journal of Economics* 138(1), 1–35.
- Ackerberg, D. A. and P. J. Devereux (2009). Improved JIVE estimators for overidentified linear models with and without heteroskedasticity. *The Review of Economics and Statistics* 91(2), 351–362.

- Anatolyev, S. (2019). Many instruments and/or regressors: a friendly guide. *Journal of Economic Surveys* 33(2), 689–726.
- Anatolyev, S. and N. Gospodinov (2011). Specification testing in models with many instruments. *Econometric Theory* 27(2), 427–441.
- Anderson, T. W. and H. Rubin (1949). Estimation of the parameters of a single equation in a complete system of stochastic equations. *The Annals of Mathematical Statistics* 20(1), 46 – 63.
- Andrews, D. W. K., V. Marmer, and Z. Yu (2019). On optimal inference in the linear IV model. *Quantitative Economics* 10(2), 457–485.
- Andrews, D. W. K., M. J. Moreira, and J. H. Stock (2006). Optimal two-sided invariant similar tests for instrumental variables regression. *Econometrica* 74(3), 715–752.
- Andrews, I. and A. Mikusheva (2016). Conditional inference with a functional nuisance parameter. *Econometrica* 84(4), 1571–1612.
- Barrios, T., R. Diamond, G. W. Imbens, and M. Kolesár (2012). Clustering, spatial correlations, and randomization inference. *Journal of the American Statistical Association* 107(498), 578–591.
- Bekker, P. and F. Kleibergen (2003). Finite-sample instrumental variables inference using an asymptotically pivotal statistic. *Econometric Theory* 19(5), 744–753.
- Bekker, P. A. (1994). Alternative approximations to the distributions of instrumental variable estimators. *Econometrica* 62(3), 657–681.
- Bekker, P. A. and F. Crudu (2015). Jackknife instrumental variable estimation with heteroskedasticity. *Journal of Econometrics* 185(2), 332–342.
- Bekker, P. A. and J. van der Ploeg (2005). Instrumental variable estimation based on grouped data. *Statistica Neerlandica* 59(3), 239–267.
- Bhuller, M., G. B. Dahl, K. V. Løken, and M. Mogstad (2020). Incarceration, recidivism, and employment. *Journal of Political Economy* 128(4), 1269–1324.
- Boot, T. and J. W. Ligtenberg (2023). Identification-and many instrument-robust inference via invariant moment conditions. *arXiv preprint arXiv:2303.07822*.
- Cai, Y. (2021). A modified randomization test for the level of clustering. *arXiv preprint arXiv:2105.01008*.
- Canay, I. A., J. P. Romano, and A. M. Shaikh (2017). Randomization tests under an approximate symmetry assumption. *Econometrica* 85(3), 1013–1030.
- Chao, J. C., J. A. Hausman, W. K. Newey, N. R. Swanson, and T. Woutersen (2014). Testing overidentifying restrictions with many instruments and heteroskedasticity. *Journal of Econometrics* 178, 15–21.

- Chao, J. C. and N. R. Swanson (2005). Consistent estimation with a large number of weak instruments. *Econometrica* 73(5), 1673–1692.
- Chao, J. C., N. R. Swanson, J. A. Hausman, W. K. Newey, and T. Woutersen (2012). Asymptotic distribution of JIVE in a heteroskedastic IV regression with many instruments. *Econometric Theory* 28(1), 42–86.
- Chao, J. C., N. R. Swanson, and T. Woutersen (2023). Jackknife estimation of a cluster-sample IV regression model with many weak instruments. *Journal of Econometrics*.
- Chetverikov, D., J. Hahn, Z. Liao, and A. Santos (2023). Standard errors when a regressor is randomly assigned. *arXiv preprint arXiv:2303.10306*.
- Crudu, F., G. Mellace, and Z. Sándor (2021). Inference in instrumental variable models with heteroskedasticity and many instruments. *Econometric Theory* 37(2), 281–310.
- Djogbenou, A. A., J. G. MacKinnon, and M. Ørregaard Nielsen (2019). Asymptotic theory and wild bootstrap inference with clustered errors. *Journal of Econometrics* 212(2), 393–412.
- Dobbie, W., J. Goldin, and C. S. Yang (2018). The effects of pretrial detention on conviction, future crime, and employment: Evidence from randomly assigned judges. *American Economic Review* 108(2), 201–40.
- Dube, O. and S. P. Harish (2020). Queens. *Journal of Political Economy* 128(7), 2579–2652.
- Goldsmith-Pinkham, P., I. Sorkin, and H. Swift (2020). Bartik instruments: What, when, why, and how. *American Economic Review* 110(8), 2586–2624.
- Hagemann, A. (2023). Permutation inference with a finite number of heterogeneous clusters. *The Review of Economics and Statistics*, 1–24.
- Hansen, B. E. (2022). Jackknife standard errors for clustered regression. Technical report, Working paper, University of Wisconsin.
- Hansen, B. E. and S. Lee (2019). Asymptotic theory for clustered samples. *Journal of Econometrics* 210(2), 268–290.
- Hansen, C., J. Hausman, and W. Newey (2008). Estimation with many instrumental variables. *Journal of Business & Economic Statistics* 26(4), 398–422.
- Hansen, L. P., J. Heaton, and A. Yaron (1996). Finite-sample properties of some alternative gmm estimators. *Journal of Business & Economic Statistics* 14(3), 262–280.
- Hausman, J. A., W. K. Newey, T. Woutersen, J. C. Chao, and N. R. Swanson (2012). Instrumental variable estimation with heteroskedasticity and many instruments. *Quantitative Economics* 3(2), 211–255.
- Kleibergen, F. (2002). Pivotal statistics for testing structural parameters in instrumental variables regression. *Econometrica* 70(5), 1781–1803.
- Kline, P., R. Saggio, and M. Sølvesten (2020). Leave-out estimation of variance components. *Econometrica* 88(5), 1859–1898.

- Kovak, B. K. (2013). Regional effects of trade reform: What is the correct measure of liberalization? *American Economic Review* 103(5), 1960–1976.
- Lim, D., W. Wang, and Y. Zhang (2022). A conditional linear combination test with many weak instruments. *arXiv preprint arXiv:2207.11137*.
- MacKinnon, J. G., M. Ø. Nielsen, and M. D. Webb (2022). Leverage, influence, and the jackknife in clustered regression models: Reliable inference using sumclust.
- MacKinnon, J. G., M. Ørregaard Nielsen, and M. D. Webb (2023). Cluster-robust inference: A guide to empirical practice. *Journal of Econometrics* 232(2), 272–299.
- Maestas, N., K. J. Mullen, and A. Strand (2013). Does disability insurance receipt discourage work? using examiner assignment to estimate causal effects of ssdi receipt. *American Economic Review* 103(5), 1797–1829.
- Magnus, J. R. and H. Neudecker (1998). *Matrix differential calculus: with applications in statistics and econometrics*. John Wiley & Sons Ltd.
- Matsushita, Y. and T. Otsu (2022). Jackknife lagrange multiplier test with many weak instruments. *Econometric Theory*, 1–24.
- Mikusheva, A. and L. Sun (2022). Inference with many weak instruments. *Review of Economic Studies* 89(5), 2663–2686.
- Moreira, M. J. (2003). A conditional likelihood ratio test for structural models. *Econometrica* 71(4), 1027–1048.
- Newey, W. K. and J. R. Robins (2018). Cross-fitting and fast remainder rates for semiparametric estimation. *arXiv preprint arXiv:1801.09138*.
- Phillips, G. D. A. and C. Hale (1977). The bias of instrumental variable estimators of simultaneous equation systems. *International Economic Review* 18(1), 219–228.
- Stock, J. H. and M. Yogo (2005). Asymptotic distributions of instrumental variables statistics with many instruments. In *Identification and Inference for Econometric Models: Essays in Honor of Thomas Rothenberg*, pp. 109–120. Cambridge University Press.

Appendix A Proofs and derivations

A.1 Proof of Theorem 1

Proof. The proof uses the same approach as Lemma A2 in [Chao et al. \(2012\)](#).

Conditional variance The conditional variance in (2) is given by

$$\begin{aligned}
 V_{CLJ}(\beta_0) &= \text{var}\left(\frac{1}{\sqrt{k}}\varepsilon(\beta_0)' \ddot{P}_Z \varepsilon(\beta_0) | \mathbf{Z}\right) \\
 &= \text{E}\left[\left(\frac{1}{\sqrt{k}}\varepsilon' \ddot{P}_Z \varepsilon\right)^2 | \mathbf{Z}\right] \\
 &= \frac{1}{k} \text{E}\left[\sum_{g_1 \neq h_1} \sum_{i \in [g_1], j \in [h_1]} \varepsilon_i P_{Z,ij} \varepsilon_j \left[\sum_{g_2 \neq h_2} \sum_{i \in [g_2], j \in [h_2]} \varepsilon_i P_{Z,ij} \varepsilon_j \right] | \mathbf{Z}\right].
 \end{aligned} \tag{A.1}$$

Due to the independence across clusters and the conditional zero mean of ε , this is only non-zero when $g_1 = g_2$ and $h_1 = h_2$ or when $g_1 = h_2$ and $h_1 = g_2$. Then by symmetry this equals

$$\frac{2}{k} \text{E}\left(\sum_{g \neq h} \sum_{\substack{i_1, i_2 \in [g] \\ j_1, j_2 \in [h]}} \varepsilon_{i_1} P_{Z, i_1 j_1} \varepsilon_{j_1} \varepsilon_{i_2} P_{Z, i_2 j_2} \varepsilon_{j_2} | \mathbf{Z}\right) = \frac{2}{k} \sum_{g \neq h} \sum_{\substack{i_1, i_2 \in [g] \\ j_1, j_2 \in [h]}} \Sigma_{i_1 i_2} \Sigma_{j_1 j_2} P_{Z, i_1 j_1} P_{Z, i_2 j_2}.$$

Rewriting the statistic Begin by noting that

$$\begin{aligned}
 \frac{1}{\sqrt{k V_{CLJ}(\beta_0)}} \varepsilon' \ddot{P}_Z \varepsilon &= \frac{1}{\sqrt{k V_{CLJ}(\beta_0)}} \sum_{g \neq h} \varepsilon'_{[g]} \mathbf{P}_{Z, [g, h]} \varepsilon_{[h]} \\
 &= \frac{1}{\sqrt{k V_{CLJ}(\beta_0)}} \sum_{g=2}^G \sum_{h < g} (\varepsilon'_{[g]} \mathbf{P}_{Z, [g, h]} \varepsilon_{[h]} + \varepsilon'_{[h]} \mathbf{P}_{Z, [h, g]} \varepsilon_{[g]}) \\
 &= \frac{2}{\sqrt{k V_{CLJ}(\beta_0)}} \sum_{g=2}^G \sum_{h < g} \varepsilon'_{[g]} \mathbf{P}_{Z, [g, h]} \varepsilon_{[h]} \\
 &= \sum_{g=2}^G y_{hg}.
 \end{aligned}$$

Martingale difference array Define the σ -fields $\mathcal{F}_{h,g} = (\varepsilon_{[1]}, \dots, \varepsilon_{[h]})$, then $\mathcal{F}_{h-1,g} \subset \mathcal{F}_{h,g}$ and conditional on \mathbf{Z} $\{y_{hg}, \mathcal{F}_{h,g}; 1 \leq h \leq g, g \geq 2\}$ is a martingale difference array.

Variance bounded away from zero Next, I show that $V_{CLJ}(\beta_0)$ is bounded away from zero. First, rewrite the conditional variance as

$$\begin{aligned}
 V_{CLJ}(\beta_0) &= \frac{2}{k} \sum_{g=1}^G \sum_{h \neq g} \sum_{k_1=1}^{n_g} \sum_{k_2=1}^{n_h} (e'_{k_1} \Sigma_g^{1/2'} \mathbf{P}_{[g, h]} \Sigma_h^{1/2} e_{k_2})^2 \\
 &= \frac{2}{k} \sum_{g \neq h} \iota' (\Sigma_g^{1/2'} \mathbf{P}_{[g, h]} \Sigma_h^{1/2} \odot \Sigma_g^{1/2'} \mathbf{P}_{[g, h]} \Sigma_h^{1/2}) \iota \\
 &= \frac{2}{k} \iota' (\Sigma^{1/2'} \ddot{P} \Sigma^{1/2} \odot \Sigma^{1/2'} \ddot{P} \Sigma^{1/2}) \iota \\
 &= \frac{2}{k} \text{tr}(\Sigma \ddot{P} \Sigma \ddot{P}).
 \end{aligned} \tag{A.2}$$

By [Assumption A1](#)

$$\frac{2}{k} \text{tr}(\mathbf{\Sigma} \ddot{\mathbf{P}} \mathbf{\Sigma} \ddot{\mathbf{P}}) \geq \frac{2}{k} \lambda_{\min}^2(\mathbf{\Sigma}) \text{tr}(\ddot{\mathbf{P}} \ddot{\mathbf{P}}) \geq \frac{C}{k} \sum_{g \neq h} \text{tr}(\mathbf{P}_{[g,h]} \mathbf{P}_{[h,g]}) = \frac{2}{k} \lambda_{\min}^2(\mathbf{\Sigma}) \sum_{g \neq h} \|\mathbf{P}_{[g,h]}\|_F^2 > 0,$$

because

$$\begin{aligned} \sum_{g \neq h} \|\mathbf{P}_{Z,[g,h]}\|_F^2 &= \sum_{g,h=1}^G \|\mathbf{P}_{Z,[g,h]}\|_F^2 - \|\mathbf{P}_{Z,[h,h]}\|_F^2 \\ &= \sum_{h=1}^G \text{tr}(\mathbf{P}_{Z,[h,h]}) - \text{tr}(\mathbf{P}_{[h,h]}^2) \\ &\geq \sum_{h=1}^G \text{tr}(\mathbf{P}_{Z,[h,h]}) - \lambda_{\max}(\mathbf{P}_{[h,h]}) \text{tr}(\mathbf{P}_{[h,h]}) \\ &\geq k, \end{aligned}$$

since, by [Assumption A2](#), $\|\mathbf{P}_{Z,[g,g]}\|_2^2 = \lambda_{\max}(\mathbf{P}_{Z,[g,g]}^2) = \lambda_{\max}^2(\mathbf{P}_{Z,[g,g]}) < 1$ implies that $\lambda_{\max}(\mathbf{P}_{Z,[g,g]}) < 1$.

Lyapunov condition For the Lyapunov it needs to hold that $\sum_{h=2}^G \mathbb{E}(y_{hg}^4 | \mathbf{Z}) \xrightarrow{a.s.} 0$.

$$\begin{aligned} \sum_{h=2}^G \mathbb{E}(y_{hg}^4 | \mathbf{Z}) &= \frac{C}{k^2 V_{CLJ}(\beta_0)^2} \sum_{g=2}^G \mathbb{E}([\sum_{h < g} \epsilon'_{[g]} \mathbf{P}_{Z,[g,h]} \epsilon_{[h]})^4 | \mathbf{Z}) \\ &\leq \frac{C}{k^2} \sum_{g=2}^G \mathbb{E}(\sum_{h_1, h_2, h_3, h_4 < g} \epsilon'_{[g]} \mathbf{P}_{Z,[g,h_1]} \epsilon_{[h_1]} \epsilon'_{[g]} \mathbf{P}_{Z,[g,h_2]} \epsilon_{[h_2]} \\ &\quad \epsilon'_{[g]} \mathbf{P}_{Z,[g,h_3]} \epsilon_{[h_3]} \epsilon'_{[g]} \mathbf{P}_{Z,[g,h_4]} \epsilon_{[h_4]} | \mathbf{Z}), \end{aligned} \tag{A.3}$$

because $V_{CLJ}(\beta_0)$ is bounded away from zero. Above expression has non-zero expectation only when $h_1 = \dots = h_4$, or when $h_i = h_j \neq h_k = h_l$ for i, j, k, l all permutations of $\{1, 2, 3, 4\}$.

Denote \otimes the Kronecker product. Then, the terms corresponding to the first case can be written as

$$\begin{aligned} &\sum_{g=2}^G \sum_{h < g} \mathbb{E}((\epsilon'_{[g]} \mathbf{P}_{Z,[g,h]} \epsilon_{[h]})^4 | \mathbf{Z}) \\ &= C \sum_{g \neq h} \mathbb{E}(\text{tr}(\mathbf{P}_{Z,[g,h]} \epsilon_{[h]} \epsilon'_{[h]} \mathbf{P}_{Z,[h,g]} \epsilon_{[g]} \epsilon'_{[g]}) \text{tr}(\mathbf{P}_{Z,[h,g]} \epsilon_{[g]} \epsilon'_{[g]} \mathbf{P}_{Z,[g,h]} \epsilon_{[h]} \epsilon'_{[h]}) | \mathbf{Z}) \\ &= C \sum_{g \neq h} \mathbb{E}(\text{vec}(\epsilon_{[g]} \epsilon'_{[g]})' (\mathbf{P}_{Z,[g,h]} \otimes \mathbf{P}_{Z,[h,g]}) \text{vec}(\epsilon_{[h]} \epsilon'_{[h]}) \\ &\quad \text{vec}(\epsilon_{[h]} \epsilon'_{[h]})' (\mathbf{P}_{Z,[h,g]} \otimes \mathbf{P}_{Z,[g,h]}) \text{vec}(\epsilon_{[g]} \epsilon'_{[g]}) | \mathbf{Z}) \\ &= C \sum_{g \neq h} \mathbb{E}(\text{tr}((\mathbf{P}_{Z,[g,h]} \otimes \mathbf{P}_{Z,[h,g]}) \text{vec}(\epsilon_{[h]} \epsilon'_{[h]}) \text{vec}(\epsilon_{[h]} \epsilon'_{[h]})' (\mathbf{P}_{Z,[h,g]} \otimes \mathbf{P}_{Z,[g,h]}) \\ &\quad \text{vec}(\epsilon_{[g]} \epsilon'_{[g]}) \text{vec}(\epsilon_{[g]} \epsilon'_{[g]})' | \mathbf{Z}) \\ &= C \sum_{g \neq h} \text{tr}[(\mathbf{P}_{Z,[g,h]} \otimes \mathbf{P}_{Z,[h,g]}) \kappa_h (\mathbf{P}_{Z,[h,g]} \otimes \mathbf{P}_{Z,[g,h]}) \kappa_g] \end{aligned} \tag{A.4}$$

where I used that $\text{tr}(\mathbf{A}\mathbf{B}\mathbf{C}\mathbf{D}) = \text{vec}(\mathbf{D})'(\mathbf{C}' \otimes \mathbf{A}) \text{vec}(\mathbf{B})$ (Magnus and Neudecker, 1998, Ch. 2.4) and where $\boldsymbol{\kappa}_g = \text{E}(\text{vec}(\boldsymbol{\varepsilon}_{[g]}\boldsymbol{\varepsilon}_{[g]}') \text{vec}(\boldsymbol{\varepsilon}_{[g]}\boldsymbol{\varepsilon}_{[g]}')' | \mathbf{Z})$ an $n_g^2 \times n_g^2$ matrix. By convexity of λ_{\max} en Jensen's inequality

$$\lambda_{\max}[\boldsymbol{\kappa}_g] = \lambda_{\max}[\text{E}(\text{vec}(\boldsymbol{\varepsilon}_{[g]}\boldsymbol{\varepsilon}_{[g]}') \text{vec}(\boldsymbol{\varepsilon}_{[g]}\boldsymbol{\varepsilon}_{[g]}')' | \mathbf{Z})] \leq \text{E}(\lambda_{\max}[\text{vec}(\boldsymbol{\varepsilon}_{[g]}\boldsymbol{\varepsilon}_{[g]}') \text{vec}(\boldsymbol{\varepsilon}_{[g]}\boldsymbol{\varepsilon}_{[g]}')' | \mathbf{Z})], \quad (\text{A.5})$$

which can be bounded as

$$\begin{aligned} \text{E}(\lambda_{\max}[\text{vec}(\boldsymbol{\varepsilon}_{[g]}\boldsymbol{\varepsilon}_{[g]}') \text{vec}(\boldsymbol{\varepsilon}_{[g]}\boldsymbol{\varepsilon}_{[g]}')' | \mathbf{Z})] &= \text{E}(\text{vec}(\boldsymbol{\varepsilon}_{[g]}\boldsymbol{\varepsilon}_{[g]}')' \text{vec}(\boldsymbol{\varepsilon}_{[g]}\boldsymbol{\varepsilon}_{[g]}') | \mathbf{Z}) \\ &= \text{E}(\text{tr}[\boldsymbol{\varepsilon}_{[g]}\boldsymbol{\varepsilon}_{[g]}'\boldsymbol{\varepsilon}_{[g]}\boldsymbol{\varepsilon}_{[g]}'] | \mathbf{Z}) \\ &= \text{E}(\boldsymbol{\varepsilon}_{[g]}'\boldsymbol{\varepsilon}_{[g]}\boldsymbol{\varepsilon}_{[g]}\boldsymbol{\varepsilon}_{[g]}' | \mathbf{Z}) \\ &\leq \text{E}(n_g \sum_{i \in [g]} \varepsilon_i^4 | \mathbf{Z}) \\ &\leq n_g^2 \max_{i \in [g]} \text{E}(\varepsilon_i^4 | \mathbf{Z}). \end{aligned}$$

Therefore by Assumptions A1 and A2, (A.4) becomes

$$\begin{aligned} &C \sum_{g \neq h} \text{tr}[(\mathbf{P}_{Z,[g,h]} \otimes \mathbf{P}_{Z,[g,h]})\boldsymbol{\kappa}_h(\mathbf{P}_{Z,[h,g]} \otimes \mathbf{P}_{Z,[h,g]})\boldsymbol{\kappa}_g] \\ &\leq Cn_{\max}^4 \sum_{g \neq h} \text{tr}[(\mathbf{P}_{Z,[g,h]} \otimes \mathbf{P}_{Z,[g,h]})(\mathbf{P}_{Z,[h,g]} \otimes \mathbf{P}_{Z,[h,g]})] \\ &= Cn_{\max}^4 \sum_{g \neq h} \text{tr}[(\mathbf{P}_{Z,[g,h]}\mathbf{P}_{Z,[h,g]}) \otimes (\mathbf{P}_{Z,[g,h]}\mathbf{P}_{Z,[h,g]})] \\ &= Cn_{\max}^4 \sum_{g \neq h} \text{tr}^2[\mathbf{P}_{Z,[g,h]}\mathbf{P}_{Z,[h,g]}] \\ &\leq Cn_{\max}^4 \sum_{g=1}^G \left[\sum_{h=1}^G \text{tr}(\mathbf{P}_{[g,h]}\mathbf{P}_{[h,g]}) \right]^2 \\ &\leq Cn_{\max}^4 \sum_{g=1}^G [\text{tr}(\mathbf{P}_{[g,g]})]^2 \\ &\leq Cn_{\max}^4 \sum_{g=1}^G \lambda_{\max}(\mathbf{P}_{Z,[g,g]}) \text{tr}(\mathbf{P}_{Z,[g,g]}) \\ &\leq Cn_{\max}^4 k. \end{aligned} \quad (\text{A.6})$$

Similarly, the terms corresponding to the second case following (A.3) can be written as

$$\begin{aligned} &\sum_{g=2}^G \sum_{\substack{h_1, h_2 < g \\ h_1 \neq h_2}} \text{E}((\boldsymbol{\varepsilon}_{[g]}'\mathbf{P}_{Z,[g,h_1]}\boldsymbol{\varepsilon}_{[h_1]})^2(\boldsymbol{\varepsilon}_{[g]}'\mathbf{P}_{Z,[g,h_2]}\boldsymbol{\varepsilon}_{[h_2]})^2 | \mathbf{Z}) \\ &= C \sum_{\substack{g \neq h_1, h_2 \\ h_1 \neq h_2}} \text{tr}[(\mathbf{P}_{Z,[g,h_1]} \otimes \mathbf{P}_{Z,[g,h_1]}) \text{vec}(\boldsymbol{\Sigma}_{h_1}) \text{vec}(\boldsymbol{\Sigma}_{h_2})'(\mathbf{P}_{Z,[h_2,g]} \otimes \mathbf{P}_{Z,[h_2,g]})\boldsymbol{\kappa}_g], \end{aligned}$$

which by the Cauchy-Schwartz inequality and a result similar to (A.5) becomes

$$\begin{aligned}
& C \sum_{\substack{g \neq h_1, h_2 \\ h_1 \neq h_2}} \text{tr}[(P_{Z,[g,h_1]} \otimes P_{Z,[g,h_1]}) \text{vec}(\Sigma_{h_1}) \text{vec}(\Sigma_{h_2})' (P_{Z,[h_2,g]} \otimes P_{Z,[h_2,g]}) \kappa_g] \\
&= C \sum_{\substack{g \neq h_1, h_2 \\ h_1 \neq h_2}} [\text{tr}((P_{Z,[g,h_1]} \otimes P_{Z,[g,h_1]}) \text{vec}(\Sigma_{h_1}) \text{vec}(\Sigma_{h_1})' (P_{Z,[h_1,g]} \otimes P_{Z,[h_1,g]}))]^{1/2} \\
&\quad [\text{tr}(\kappa_g (P_{Z,[g,h_2]} \otimes P_{Z,[g,h_2]}) \text{vec}(\Sigma_{h_2}) \text{vec}(\Sigma_{h_2})' (P_{Z,[h_2,g]} \otimes P_{Z,[h_2,g]}) \kappa_g)]^{1/2} \\
&= C n_{\max}^4 \sum_{\substack{g \neq h_1, h_2 \\ h_1 \neq h_2}} [\text{tr}((P_{Z,[g,h_1]} \otimes P_{Z,[g,h_1]}) (P_{Z,[h_1,g]} \otimes P_{Z,[h_1,g]}))]^{1/2} \\
&\quad [\text{tr}((P_{Z,[g,h_2]} \otimes P_{Z,[g,h_2]}) (P_{Z,[h_2,g]} \otimes P_{Z,[h_2,g]}))]^{1/2} \\
&= C n_{\max}^4 \sum_{\substack{g \neq h_1, h_2 \\ h_1 \neq h_2}} \text{tr}(P_{Z,[g,h_1]} P_{Z,[h_1,g]}) \text{tr}(P_{Z,[g,h_2]} P_{Z,[h_2,g]}) \\
&\leq C n_{\max}^4 \sum_{g, h_1, h_2=1}^G \text{tr}(P_{Z,[g,h_1]} P_{Z,[h_1,g]}) \text{tr}(P_{Z,[g,h_2]} P_{Z,[h_2,g]}) \\
&\leq C n_{\max}^4 \sum_{g=1}^G \text{tr}^2(P_{Z,[g,g]}) \\
&\leq C n_{\max}^4 k,
\end{aligned}$$

by the same arguments as in (A.6). Therefore (A.3) converges to zero almost surely.

Converging conditional variance Finally rewrite

$$\mathbb{E}(\sum_{g=2}^G y_{hg})^2 | \mathbf{Z}) = \frac{1}{V_{CLJ}(\beta_0)k} \sum_{\substack{g_1 \neq h_1 \\ g_2 \neq h_2}} \mathbb{E}(\epsilon'_{[g_1]} P_{[g_1, h_1]} \epsilon_{[h_1]} \epsilon'_{[g_2]} P_{[g_2, h_2]} \epsilon_{[h_2]} | \mathbf{Z}),$$

which I recognise as the expression for the variance in (A.1) divided by itself and therefore it converges to 1 almost surely. I conclude that the conditions for the martingale difference central limit theorem are satisfied. \square

A.2 Proof of Theorem 2

Proof. The proof uses the same approach as Crudu et al. (2021).

A.2.1 Unbiasedness

The conditional expectation of the variance estimator in (3) is

$$\begin{aligned}
\mathbb{E}(\hat{V}_{CLJ}(\beta_0) | \mathbf{Z}) &= \mathbb{E}\left(\frac{2}{k} \sum_{g \neq h} \sum_{i, i' \in [g], j, j' \in [h]} \epsilon_i P_{Z, ij} \epsilon_j \epsilon_{i'} P_{Z, i' j'} \epsilon_{j'} | \mathbf{Z}\right) \\
&= \frac{2}{k} \sum_{g \neq h} \sum_{i, i' \in [g], j, j' \in [h]} \Sigma_{ii'} \Sigma_{jj'} P_{Z, ij} P_{Z, i' j'},
\end{aligned}$$

because $E(\varepsilon_i \varepsilon_j | \mathbf{Z}) = 0$ for i and j not in the same cluster. Hence, comparing this expression with the conditional variance $V_{CLJ}(\beta_0)$ in (A.1), I conclude that $\hat{V}_{CLJ}(\beta_0)$ is a conditionally unbiased estimator.

A.2.2 Consistency

Using similar steps as in (A.2), the conditional variance estimator can be rewritten as

$$\hat{V}_{CLJ}(\beta_0) = \frac{2}{k} \boldsymbol{\iota}' (\mathbf{B}_{\varepsilon\varepsilon'}^{1/2'} \ddot{\mathbf{P}} \mathbf{B}_{\varepsilon\varepsilon'}^{1/2} \odot \mathbf{B}_{\varepsilon\varepsilon'}^{1/2'} \ddot{\mathbf{P}} \mathbf{B}_{\varepsilon\varepsilon'}^{1/2}) \boldsymbol{\iota} = \frac{2}{k} \text{tr}(\mathbf{B}_{\varepsilon\varepsilon'} \ddot{\mathbf{P}} \mathbf{B}_{\varepsilon\varepsilon'} \ddot{\mathbf{P}}).$$

Define $\mathbf{H} = \boldsymbol{\Sigma} - \mathbf{B}_{\varepsilon\varepsilon'}$ and $\mathbf{H}_g = \boldsymbol{\Sigma}_g - \boldsymbol{\varepsilon}_{[g]} \boldsymbol{\varepsilon}_{[g]}'$, such that

$$V_{CLJ}(\beta_0) - \hat{V}_{CLJ}(\beta_0) = \frac{2}{k} \text{tr}(\mathbf{H} \ddot{\mathbf{P}} \mathbf{H} \ddot{\mathbf{P}} + \mathbf{H} \ddot{\mathbf{P}} \boldsymbol{\Sigma} \ddot{\mathbf{P}} + \boldsymbol{\Sigma} \ddot{\mathbf{P}} \mathbf{H} \ddot{\mathbf{P}}). \quad (\text{A.7})$$

Now, since $E(\mathbf{H}_g | \mathbf{Z}) = \mathbf{0}$,

$$\begin{aligned} E\left(\left[\frac{2}{k} \sum_{g \neq h} \text{tr}(\mathbf{H}_g \mathbf{P}_{[g,h]} \mathbf{H}_h \mathbf{P}_{[h,g]})\right]^2 | \mathbf{Z}\right) &= \frac{8}{k^2} E\left(\sum_{g \neq h} [\text{tr}(\mathbf{H}_g \mathbf{P}_{[g,h]} \mathbf{H}_h \mathbf{P}_{[h,g]})]^2 | \mathbf{Z}\right) \\ &= \frac{8}{k^2} E\left(\sum_{g \neq h} \|\mathbf{H}_g^{1/2'} \mathbf{P}_{[g,h]} \mathbf{H}_h^{1/2}\|_F^4 | \mathbf{Z}\right) \\ &\leq \frac{8}{k^2} E\left(\sum_{g \neq h} \|\mathbf{H}_g^{1/2'}\|_F^4 \|\mathbf{P}_{[g,h]}\|_F^4 \|\mathbf{H}_h^{1/2}\|_F^4 | \mathbf{Z}\right). \end{aligned}$$

Now note that by [Assumption A1](#) $E(\|\mathbf{H}_g^{1/2}\|_F^4 | \mathbf{Z}) = E(\text{tr}^2(\boldsymbol{\Sigma}_g - \boldsymbol{\varepsilon}_{[g]} \boldsymbol{\varepsilon}_{[g]}') | \mathbf{Z}) \leq E(n_g \sum_{i \in [g]} (\Sigma_{ii} - \varepsilon_i^2)^2 | \mathbf{Z}) \leq 2 E(n_g \sum_{i \in [g]} \Sigma_{ii}^2 - \varepsilon_i^4 | \mathbf{Z}) \leq C n_g^2$. Therefore by the law of iterated expectations and the independence of clusters $g \neq h$, above expression becomes

$$\begin{aligned} \frac{8}{k^2} E\left(\sum_{g \neq h} \|\mathbf{H}_g^{1/2'}\|_F^4 \|\mathbf{P}_{[g,h]}\|_F^4 \|\mathbf{H}_h^{1/2}\|_F^4 | \mathbf{Z}\right) &\leq \frac{C n_{\max}^4}{k^2} \sum_{g \neq h} \|\mathbf{P}_{[g,h]}\|_F^4 \\ &= \frac{C n_{\max}^4}{k^2} \sum_{g \neq h} [\text{tr}(\mathbf{P}_{[g,h]} \mathbf{P}_{[h,g]})]^2 \xrightarrow{a.s.} 0, \end{aligned}$$

by the same steps as in (A.6) and [Assumption A2](#).

Similarly, the expectation of the second term in (A.7) squared is

$$\begin{aligned} &E\left(\left[\frac{2}{k} \sum_{g \neq h} \text{tr}(\mathbf{H}_g \mathbf{P}_{[g,h]} \boldsymbol{\Sigma}_h \mathbf{P}_{[h,g]})\right]^2 | \mathbf{Z}\right) \\ &= \frac{4}{k^2} E\left(\sum_{g \neq h_1, h_2} \text{tr}(\mathbf{H}_g \mathbf{P}_{[g,h_1]} \boldsymbol{\Sigma}_{h_1} \mathbf{P}_{[h_1,g]}) \text{tr}(\mathbf{H}_g \mathbf{P}_{[g,h_2]} \boldsymbol{\Sigma}_{h_2} \mathbf{P}_{[h_2,g]}) | \mathbf{Z}\right) \\ &= \frac{4}{k^2} E\left(\sum_{g \neq h_1, h_2} \|\mathbf{H}_g^{1/2'} \mathbf{P}_{[g,h_1]} \boldsymbol{\Sigma}_{h_1}^{1/2}\|_F^2 \|\mathbf{H}_g^{1/2'} \mathbf{P}_{[g,h_2]} \boldsymbol{\Sigma}_{h_2}^{1/2}\|_F^2 | \mathbf{Z}\right), \end{aligned}$$

which is bounded from above by

$$\begin{aligned} \frac{Cn_{\max}^4}{k^2} \sum_{g \neq h_1, h_2} \|P_{[g, h_1]}\|_F^2 \|P_{[g, h_2]}\|_F^2 &= \frac{Cn_{\max}^4}{k^2} \sum_{g \neq h_1, h_2} \text{tr}(P_{[g, h_1]} P_{[g, h_1]}) \text{tr}(P_{[g, h_2]} P_{[g, h_2]}) \\ &\leq \frac{Cn_{\max}^4}{k^2} \sum_{g=1}^G \text{tr}^2(P_{[g, g]}) \xrightarrow{a.s.} 0, \end{aligned}$$

by following the same steps as above.

The expectation of the third term in (A.7) squared converges by the same arguments. Finally, the triangle and Markov inequality lead to the conclusion that $\hat{V}_{CLJ}(\beta_0) \xrightarrow{P} V_{CLJ}(\beta_0)$. \square

A.3 Cluster jackknife

In line with Phillips and Hale (1977) Appendix 1, I need to find a matrix to write cluster jackknifing concisely. For any $n \times m$ matrix \mathbf{A} write $\mathbf{A}_{[-g]}$ is the $(n - n_g) \times m$ matrix with the rows of \mathbf{A} but those indexed by $[g]$. Using the Woodbury matrix identity, it holds that

$$\begin{aligned} (\mathbf{Z}'_{-g} \mathbf{Z}_{-g})^{-1} &= (\mathbf{Z}' \mathbf{Z} - \mathbf{Z}'_{[g]} \mathbf{Z}_{[g]})^{-1} \\ &= (\mathbf{Z}' \mathbf{Z})^{-1} + (\mathbf{Z}' \mathbf{Z})^{-1} \mathbf{Z}'_{[g]} (\mathbf{I}_{n_g} - \mathbf{Z}_{[g]} (\mathbf{Z}' \mathbf{Z})^{-1} \mathbf{Z}'_{[g]})^{-1} \mathbf{Z}_{[g]} (\mathbf{Z}' \mathbf{Z})^{-1}. \end{aligned}$$

For the next step I write

$$\mathbf{Z}'_{-g} \mathbf{X}_{-g} \mathbf{e}_i = \mathbf{Z}' \mathbf{X} \mathbf{e}_i - \mathbf{Z}'_{[g]} \mathbf{X}_{[g]} \mathbf{e}_i.$$

Combining the two equations I obtain

$$\begin{aligned} &(\mathbf{Z}'_{-g} \mathbf{Z}_{-g})^{-1} \mathbf{Z}'_{-g} \mathbf{X}_{-g} \mathbf{e}_i \\ &= (\mathbf{Z}' \mathbf{Z})^{-1} \mathbf{Z}' \mathbf{X} \mathbf{e}_i + (\mathbf{Z}' \mathbf{Z})^{-1} \mathbf{Z}'_{[g]} (\mathbf{I}_{n_g} - \mathbf{Z}_{[g]} (\mathbf{Z}' \mathbf{Z})^{-1} \mathbf{Z}'_{[g]})^{-1} \mathbf{Z}_{[g]} (\mathbf{Z}' \mathbf{Z})^{-1} \mathbf{Z}' \mathbf{X} \mathbf{e}_i \\ &\quad - (\mathbf{Z}' \mathbf{Z})^{-1} \mathbf{Z}'_{[g]} \mathbf{X}_{[g]} \mathbf{e}_i - (\mathbf{Z}' \mathbf{Z})^{-1} \mathbf{Z}'_{[g]} (\mathbf{I}_{n_g} - \mathbf{Z}_{[g]} (\mathbf{Z}' \mathbf{Z})^{-1} \mathbf{Z}'_{[g]})^{-1} \mathbf{Z}_{[g]} (\mathbf{Z}' \mathbf{Z})^{-1} \mathbf{Z}'_{[g]} \mathbf{X}_{[g]} \mathbf{e}_i \\ &= \hat{\Pi} \mathbf{e}_i - (\mathbf{Z}' \mathbf{Z})^{-1} \mathbf{Z}'_{[g]} (\mathbf{I}_{n_g} - \mathbf{Z}_{[g]} (\mathbf{Z}' \mathbf{Z})^{-1} \mathbf{Z}'_{[g]})^{-1} [\mathbf{X}_{[g]} \mathbf{e}_i - \mathbf{Z}_{[g]} (\mathbf{Z}' \mathbf{Z})^{-1} \mathbf{Z}' \mathbf{X} \mathbf{e}_i] \\ &= \hat{\Pi} \mathbf{e}_i - (\mathbf{Z}' \mathbf{Z})^{-1} \mathbf{Z}'_{[g]} (\mathbf{I}_{n_g} - \mathbf{Z}_{[g]} (\mathbf{Z}' \mathbf{Z})^{-1} \mathbf{Z}'_{[g]})^{-1} \hat{\eta}_{[g]} \mathbf{e}_i. \end{aligned}$$

Therefore, if $\langle j \rangle$ is the cluster number observation j belongs to, the i^{th} column of the leave- $[g]$ -out fitted values for \mathbf{X} , denoted by $\hat{\mathbf{X}}_{JIVE}$, can be written as

$$\begin{aligned} \hat{\mathbf{X}}_{JIVE} \mathbf{e}_i &= \begin{bmatrix} \mathbf{e}'_1 \mathbf{Z} [\hat{\Pi} \mathbf{e}_i - (\mathbf{Z}' \mathbf{Z})^{-1} \mathbf{Z}'_{[\langle 1 \rangle]} (\mathbf{I}_{n_{\langle 1 \rangle}} - \mathbf{Z}_{[\langle 1 \rangle]} (\mathbf{Z}' \mathbf{Z})^{-1} \mathbf{Z}'_{[\langle 1 \rangle]})^{-1} \hat{\eta}_{[\langle 1 \rangle]} \mathbf{e}_i] \\ \vdots \\ \mathbf{e}'_n \mathbf{Z} [\hat{\Pi} \mathbf{e}_i - (\mathbf{Z}' \mathbf{Z})^{-1} \mathbf{Z}'_{[\langle n \rangle]} (\mathbf{I}_{n_{\langle n \rangle}} - \mathbf{Z}_{[\langle n \rangle]} (\mathbf{Z}' \mathbf{Z})^{-1} \mathbf{Z}'_{[\langle n \rangle]})^{-1} \hat{\eta}_{[\langle n \rangle]} \mathbf{e}_i] \end{bmatrix} \\ &= \mathbf{Z} \hat{\Pi} \mathbf{e}_i - \mathbf{H} \hat{\eta} \mathbf{e}_i \end{aligned}$$

where \mathbf{H} is a $n \times n$ block diagonal matrix with in the i^{th} row the columns belonging to $[\langle i \rangle]$ filled with $\mathbf{e}_i \mathbf{Z} (\mathbf{Z}' \mathbf{Z})^{-1} \mathbf{Z}'_{[\langle i \rangle]} (\mathbf{I}_{n_{\langle i \rangle}} - \mathbf{Z}_{[\langle i \rangle]} (\mathbf{Z}' \mathbf{Z})^{-1} \mathbf{Z}'_{[\langle i \rangle]})^{-1}$ and zeroes elsewhere, which can be written shorter as $\mathbf{H} = \mathbf{B}_{P_Z} \mathbf{B}_{M_Z}^{-1}$.

I conclude that

$$\hat{\mathbf{X}}_{\text{JIVE}} = \mathbf{Z}\hat{\boldsymbol{\Pi}} - \mathbf{H}\hat{\boldsymbol{\eta}} = [\mathbf{Z}(\mathbf{Z}'\mathbf{Z})^{-1}\mathbf{Z}' - \mathbf{H}(\mathbf{I}_n - \mathbf{Z}(\mathbf{Z}'\mathbf{Z})^{-1}\mathbf{Z}')] \mathbf{X} = \tilde{\mathbf{P}}\mathbf{X}.$$

Appendix B Alternative interpretation of the cluster many instrument AR

An alternative way to reach the cluster many instrument AR statistic is to sum the moment conditions per cluster. The moment conditions for cluster g can be summed to $m_g(\boldsymbol{\beta}) = \sum_{i \in [g]} \mathbf{z}_i \varepsilon_i(\boldsymbol{\beta}) = \mathbf{Z}'_{[g]} \boldsymbol{\varepsilon}(\boldsymbol{\beta})_{[g]}$ such that $E(m_g(\boldsymbol{\beta}_0)) = \mathbf{0}$. Note that the covariance matrix of the moment conditions is $E(m_g(\boldsymbol{\beta}_0)m_{g'}(\boldsymbol{\beta}_0)') = E(\mathbf{Z}'_{[g]} \boldsymbol{\Sigma}_g \mathbf{Z}_{[g']})$ when $g = g'$ and 0 otherwise. Therefore it can be estimated by $\sum_{g=1}^G \mathbf{Z}'_{[g]} \boldsymbol{\varepsilon}(\boldsymbol{\beta})_{[g]} \boldsymbol{\varepsilon}(\boldsymbol{\beta})'_{[g]} \mathbf{Z}_{[g]} = \mathbf{Z}' \mathbf{B}_{\varepsilon(\boldsymbol{\beta})\varepsilon(\boldsymbol{\beta})'} \mathbf{Z}$, which gives rise to the CU objective function

$$Q(\boldsymbol{\beta}) = \left(\sum_{g=1}^G m_g(\boldsymbol{\beta}) \right)' [\mathbf{Z}' \mathbf{B}_{\varepsilon(\boldsymbol{\beta})\varepsilon(\boldsymbol{\beta})'} \mathbf{Z}]^{-1} \left(\sum_{g=1}^G m_g(\boldsymbol{\beta}) \right) = \boldsymbol{\iota}'_G \mathbf{B}'_{\varepsilon(\boldsymbol{\beta})} \mathbf{Z} (\mathbf{Z}' \mathbf{B}_{\varepsilon(\boldsymbol{\beta})\varepsilon(\boldsymbol{\beta})'} \mathbf{Z})^{-1} \mathbf{Z}' \mathbf{B}_{\varepsilon(\boldsymbol{\beta})} \boldsymbol{\iota}_G.$$

The distribution of the cluster many instrument AR then follows by applying Theorem 1 in [Boot and Ligtenberg \(2023\)](#).

Appendix C Details of the application to [Dube and Harish \(2020\)](#)

[Table 1](#) shows the exact bounds of the confidence intervals for the effect of queenly reign on the likelihood for a polity to be in war relative to polities led by a king.

Table 1: 95% confidence interval for the effect of queenly reign on war.

	Cl. fixed- k		Cl. sym. jack.		Cl. MI	
	Lower	Upper	Lower	Upper	Lower	Upper
FBM, Sis	0.087	0.827	0.127	0.814	0.096	0.812
FBM, Sis, Sis \times No children	0.191	0.428	0.251	0.492	0.219	0.383
FBM, Sis, Sis \times FMB	0.072	0.452	0.111	0.579	0.093	0.428
FBM, Sis, FBM \times Two children	0.025	0.940	0.076	0.799	0.035	0.888
Full	-0.021	0.547	0.010	0.584	-0.003	0.512

Note: 95% confidence interval for the effect of queenly reign on the probability of being in war relative to polities lead by a king. The confidence intervals are based on inverting the cluster fixed- k AR test, the cluster many instrument AR test and the cluster symmetric jackknife AR test without cross-fit variance estimator. The data comes from [Dube and Harish \(2020\)](#) and is clustered on a broad measure of reign. The instruments are whether the previous sovereign had a first born male child (FBM), whether the previous sovereign had a sister (Sis) and interactions of these with each other and indicators whether the previous sovereign had no or two children. The control variables are the same as in columns 1, 2, 4 and 5 of Table A5 in [Dube and Harish \(2020\)](#). The full model pools the instruments and control variables of the other models.