

# Estimating the error term in the Trapezium Rule using a Runge-Kutta method

J. S. C. Prentice  
Senior Research Officer  
Mathsophical Ltd.  
Johannesburg, South Africa  
Email: jpmsro@mathsophical.com

June 13, 2023

## Abstract

We show how the error term for the Trapezium Rule can be estimated, by solving an initial value problem using a Runge-Kutta method. The error term can then be added to the Trapezium approximation, yielding a much more accurate result. We also show how the risk of singularities in the relevant initial value problem can be mitigated.

## 1 Introduction

Students of applied mathematics, and numerical analysis in particular, have no doubt encountered the Trapezium Rule [1][2] and Runge-Kutta (RK) methods [3]. They will very likely have met the error term for the Trapezium Rule, and they may even know how to estimate an integral using a RK method. However, they may not know that the Trapezium Rule's error term can be estimated by solving a suitable initial value problem using, of course, a RK method. Once the error term is known, the Trapezium approximation can be considerably improved. This interesting and potentially useful device is the topic of this paper.

## 2 Theory

We have the equation

$$\int_a^x f(x) dx = \frac{(x-a)}{2} (f(a) + f(x)) - \frac{(x-a)^3}{12} f''(\xi(x)) \quad (1)$$
$$\xi \in (a, x).$$

Here,  $f : \mathbb{R} \rightarrow \mathbb{R}$  is assumed to be Riemann integrable, the upper limit in the integral is variable, the first term on the RHS is the Trapezium Rule written in terms of  $x$ , and the second term on the RHS is the error in the Trapezium Rule, wherein we assume that  $\xi$  is a function of  $x$ .

Differentiating wrt  $x$  gives

$$f(x) = \frac{1}{2}(f(a) + f(x)) + \frac{(x-a)f'(x)}{2} - \frac{3(x-a)^2}{12}f''(\xi) - \frac{(x-a)^3}{12}\frac{df''(\xi)}{d\xi}\frac{d\xi}{dx}$$

which yields the differential equation (DE)

$$\frac{d\xi}{dx} = \frac{-18f(x) + 6f(a) + 6(x-a)f'(x) - 3(x-a)^2f''(\xi)}{(x-a)^3f'''(\xi)}. \quad (2)$$

If an initial value  $\xi(x_0)$  is provided, this DE can be solved using a Runge-Kutta method to yield  $\xi(x)$ . This allows the error term to be computed, which can then be added to the Trapezium term to obtain a more accurate approximation for the integral.

Note that we must necessarily assume that  $f$  and its first three derivatives all exist on  $[a, x]$ .

### 3 Example

To illustrate this method, we consider the simple example

$$\int_1^x \sin x dx.$$

This gives

$$\frac{d\xi}{dx} = \frac{-18 \sin x + 6 \sin(1) + 6(x-1) \cos x + 3(x-1)^2 \sin \xi}{-(x-1)^3 \cos \xi}. \quad (3)$$

We will consider an upper limit of  $x = 10$  here. To find an initial value, we choose  $x_0 \in (1, 10)$ , such that  $x_0$  is not too close to 1 (to avoid potential problems in the denominator in (3)). We substitute  $x_0$  into (1) to get

$$\frac{(x_0-1)}{2}(\sin(1) + \sin x_0) + \frac{(x_0-1)^3}{12} \sin(\xi(x_0)) - \int_1^{x_0} \sin x dx = 0$$

which we solve for  $\xi(x_0)$  using a numerical method such as Newton's Method or the Bisection Method. Of course, we will have to invest some effort in

obtaining an accurate value for  $\int_1^{x_0} \sin x dx$ , which can be achieved using the *composite* Trapezium Rule, for example. This effort will be well rewarded.

Once  $\xi_0 = \xi(x_0)$  has been determined, we solve (3) subject to the initial value  $(x_0, \xi_0)$ , from  $x_0$  up to 10, and then from  $x_0$  down to 1, using a suitable RK method. We use a seventh-order method (RK7) [3] in this work. We provide an insight into the reverse RK process from  $x_0$  down to 1 in the Appendix.

We choose  $x_0 = 5$ . We find, using composite Trapezium quadrature [2],  $\int_1^5 \sin x dx = 0.256640120404911$ , accurate to  $\sim 10^{-15}$ . Hence, we find  $\xi_0 = 3.049296665128674$  using the Bisection Method [1], also to an accuracy of  $\sim 10^{-15}$ . Using RK7 to solve the DE gives the results shown in the figures. In Figure (a), we show the true value of the integral and the Trapezium approximation (dotted line), vs  $x$ . Clearly, the Trapezium Rule is inaccurate. In Figure (b), we show the error in the Trapezium Rule vs  $x$ , where we see that the error is, in places, larger than the integral itself. In Figure (c), we show  $\xi(x)$ . In Figure (d), we show the quantity

$$\left| \int_1^x \sin x dx - \left( \underbrace{\frac{(x-1)}{2} (\sin(1) + \sin x)}_{\text{Trapezium Rule}} + \underbrace{\frac{(x-1)^3}{12} \sin(\xi(x))}_{\text{Error term}} \right) \right|.$$

It is clear that adding the error term to the Trapezium approximation yields values that are considerably more accurate. In a sense, we have used the error term as a *correction* term.

Considering the more exotic integrand  $f(x) = x^2 (\sin x \ln(2+x) - 100x)$ , which is not analytically integrable, and using the same limits and the same  $x_0$  as above, we find the error in the Trapezium Rule is as high as  $\sim 2 \times 10^5$ . However, when we add the correction term the error is reduced to  $\sim 10^{-10}$ , a remarkable improvement indeed.

## 4 Conclusion

We have shown how the error term for the Trapezium Rule can be estimated, by solving an appropriate initial value problem using a Runge-Kutta method. Adding the error term to the Trapezium approximation yields significantly more accurate results. Naturally, the accuracy that is attained is dependent on the accuracy of the Runge-Kutta solution. In our example, we used a small enough stepsize so that we achieved a high degree of accuracy. Ordinarily, we would not know the required stepsize beforehand, and we would implement the Runge-Kutta method with some form of error control - although not doing that here does not detract from our central result.

## References

- [1] Burden, R. L., & Faires, J. D. (2011). *Numerical Analysis 9th ed.* Pacific Grove, CA: Brooks/Cole, Cengage.
- [2] Kincaid, D., & Cheney, W. (2002). *Numerical Analysis: Mathematics of Scientific Computing, 3rd ed.* Pacific Grove, CA: Brooks/Cole.
- [3] Butcher, J. C. (2003). *Numerical Methods for Ordinary Differential Equations.* Chichester, England: Wiley.

## 5 Appendix A

The easiest way to implement a RK method

$$\begin{aligned}y_{i+1} &= y_i + h_{i+1}F(x_i, y_i, h_{i+1}) \\h_{i+1} &= x_{i+1} - x_i\end{aligned}\tag{4}$$

in the negative  $x$  direction, starting at a point  $x_0$ , is simply to label the nodes according to

$$\{\dots, x_4, x_3, x_2, x_1, x_0\}$$

where we have  $x_0 > x_1 > x_2 > x_3 > x_4 > \dots$ . Note that, in (4),  $h_{i+1} < 0$  since  $x_{i+1} < x_i$ .

## 6 Appendix B

The risk of a singularity in (2), due to the denominator in the RHS, can be mitigated. Since we know  $f'''(x)$ , it is easy to find a constant  $D$  such that  $f'''(x) + D$  is not close to zero anywhere on  $[a, x]$  for all values of  $x$  of interest. Define

$$g(x) \equiv f(x) + \frac{Dx^3}{6}.$$

Hence,

$$\int_a^x g(x) dx = \int_a^x f(x) dx + \int_a^x \frac{Dx^3}{6} dx$$

and the Trapezium Rule applied to  $g(x)$  is

$$\frac{(x-a)}{2} (g(a) + g(x)) = \frac{(x-a)}{2} (f(a) + f(x)) + \frac{(x-a)}{2} \left( \frac{Da^3}{6} + \frac{Dx^3}{6} \right).$$

This gives

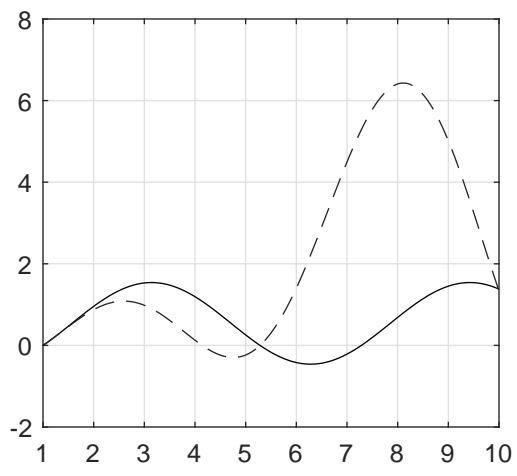
$$\int_a^x g(x) dx - \frac{(x-a)}{2} (g(a) + g(x)) = \int_a^x f(x) dx - \frac{(x-a)}{2} (f(a) + f(x)) \\ + \int_a^x \frac{Dx^3}{6} dx - \frac{(x-a)}{2} \left( \frac{Da^3}{6} + \frac{Dx^3}{6} \right)$$

so that

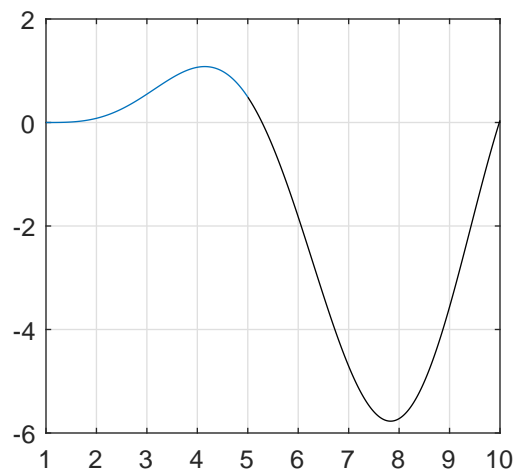
$$\int_a^x f(x) dx - \frac{(x-a)}{2} (f(a) + f(x)) = \left( \int_a^x g(x) dx - \frac{(x-a)}{2} (g(a) + g(x)) \right) \\ - \left( \int_a^x \frac{Dx^3}{6} dx - \frac{(x-a)}{2} \left( \frac{Da^3}{6} + \frac{Dx^3}{6} \right) \right).$$

The first term in parentheses on the RHS is the error curve that we obtain when we apply our algorithm to  $\int_a^x g(x) dx$ , and the second term in parentheses is easy to compute exactly. The net result is the error curve corresponding to  $f(x)$ , as desired.

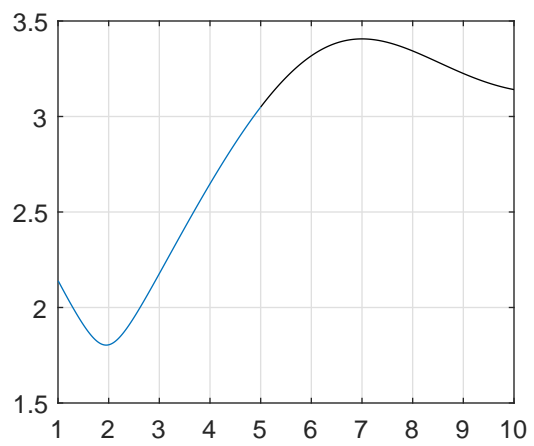
For the example considered earlier, it was fortunately not necessary to use this technique; however, had it been required,  $D = 2$  would have been a suitable choice (since  $f'''(x) = -\cos x$  in that example).



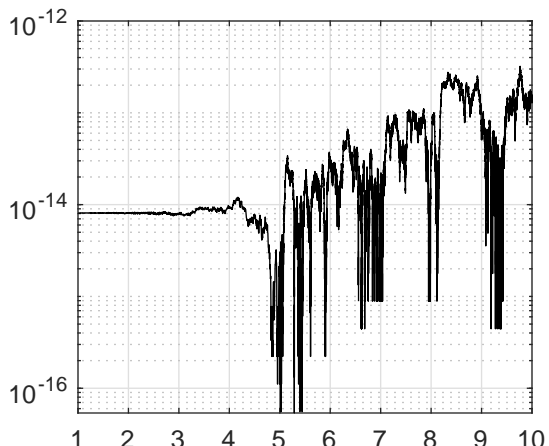
(a)



(b)



(c)



(d)

Figure 1