

Approximate Dynamic Programming with Feasibility Guarantees

Alexander Engelmann, Máisa Beraldo Bandeira, Timm Faulwasser

Abstract—Safe and economic operation of networked systems is often challenging. Optimization-based schemes are frequently considered, since they achieve near-optimality while ensuring safety via the explicit consideration of constraints. In applications, these schemes, however, often require solving large-scale optimization problems. Iterative techniques from distributed optimization are frequently proposed for complexity reduction. Yet, they achieve feasibility only asymptotically, which induces a substantial computational burden. This work presents an approximate dynamic programming scheme, which is guaranteed to deliver a feasible solution in “one shot”, i.e., in one backward-forward iteration over all subproblems provided they are coupled by a tree structure. Our proposed scheme generalizes methods from seemingly disconnected domains such as power systems and optimal control. We demonstrate its efficacy for problems with nonconvex constraints via numerical examples from both domains.

Index Terms—Tree structures, Large-scale Optimization, Hierarchical Optimization, Flexibility Aggregation, TSO-DSO coordination, ADP

I. INTRODUCTION

Solving large-scale optimization problems for networked systems is inherently complex and challenging. These problems arise frequently in the context of critical infrastructure networks such as power systems [1, 2], district heating and HVAC systems [3, 4], or water networks [5]. At the same time, they often exhibit tree structures induced by the physical network design and by hierarchical operation principles. Stochastic optimization [6–8], Model Predictive Control (MPC) [9–11], and combinations thereof [12] carry similar graph structures, whereby vertices refer to discrete time steps (which implies a path graph) or to realizations of random variables (which leads to a tree). Moreover, methods with a low number of communication rounds are preferred in order to reduce algorithm complexity and to avoid negative effects of communication and computation delays.

One line of research addresses the above challenges via distributed optimization, i.e. by decomposition of the overall problem into multiple (simpler/smaller) local instances, which are repeatedly solved until convergence and consensus are achieved [13–20]. This way, complexity is reduced while

feasibility holds asymptotically. Most of the classic distributed algorithms are guaranteed to converge for convex problems while many of the above problems are nonconvex.

For tree-structured problems, an alternative to distributed optimization are hierarchical schemes based on Dynamic Programming (DP) [21–26]. Classic DP schemes exploit graph structures of optimization problems by considering subproblems at each vertex via optimal value functions. This substantially reduces the number of decision variables per subproblem. The value functions are computed backwards in recursive fashion from the leaves to the root. In a forward pass, the optimal coupling variables between vertices are computed by solving the corresponding optimization problems at each vertex. An advantage of many DP schemes is that a solution is obtained in *one shot*, i.e., one backward-forward pass over all subproblems suffices. However, due to the infamous curse of dimensionality, computing value functions remains difficult. Function approximations mitigate this difficulty leading to Approximate Dynamic Programming (ADP) [24, 27].

In general, it is challenging to guarantee feasibility in DP and ADP. For the special case of optimal control, DP schemes with feasibility guarantees have been developed [21, 27–32]. These approaches are, however, limited to problems with convex polyhedral constraints defined over path graphs. Moreover, they are not directly transferable to other domains such as power systems and they often neglect cost information. In power systems, DP schemes are frequently discussed for system operation under uncertainty [8, 33, 34], where subproblems stem from uncertainty realizations or scenarios. Moreover, [35] develops an ADP-like scheme for Optimal Power Flow (OPF), where value functions are approximated recursively. Similarly, dual dynamic programming schemes and Bender’s decomposition [36–39] construct value functions iteratively. Combining these approaches with feasibility cuts, which approximate the feasible set of the value functions iteratively leads to asymptotic feasibility guarantees [40]. Doing so, however, these schemes lose their one-shot feasibility property.

In a parallel branch of power systems research, methods for *flexibility aggregation* based on set projections have been developed. These approaches mainly focus on the computation of a feasible, yet suboptimal solution in one shot. Similar to DP, they require tree-structured problems such as OPF [41–52] or charging of electric vehicle [53–56]. These approaches recursively approximate the feasible set of tree-structured problems starting at the leaves of the tree. However, in the literature the close connection to DP/ADP is often overlooked.

AE and MBB acknowledge financial support by the German Federal Ministry for Economic Affairs and Climate Action (BMWK) under agreement no. 03EI4043A (Redispatch 3.0).

All authors are with the Institute for Energy Systems, Energy Efficiency and Energy Economics, TU Dortmund University, Dortmund, Germany. (e-mail: {alexander.engelmann, timm.faulwasser}@ieee.org, maisa.bandeira@tu-dortmund.de).

Hence, cost information is typically neglected and formal feasibility guarantees are not provided.

In the present work, we generalize the above approaches via a unifying framework based on ADP. We consider rather generic tree-structured optimization problems including constraints (Section II), and thereby go beyond the previous approaches [28–32]. At the same time, our approach is able to consider cost information either exactly or approximately, and it is guaranteed to deliver a feasible solution in one shot. To the best of our knowledge, the combination of the above properties has so far not been documented in the literature.

Section III recalls elements of classic DP. In Section IV, we develop the proposed ADP scheme and prove feasibility guarantees for general constraint sets. The conceptual idea is to consider constraint and cost information of lower-level problems via extended real-valued value functions and set projections, or inner approximations thereof. These projections can— analogously to value functions in standard DP— be included in the parent vertices to ensure feasibility in the children. To discuss the potential for implementation synergies with existing numerical frameworks, Section V discusses how tools from computational geometry enable the computation of set projections for convex polyhedral constraints [28, 30, 32, 57, 58]. For nonconvex problems, we propose a tailored variant of our scheme, which ensures feasibility via inner approximations of the projection. Moreover, we discuss the prospect of design centering [59] and semi-infinite optimization [60, 61] for obtaining inner approximations in Section V. In order to simplify computation, the proposed approach can be combined with value function approximations. Finally, Section VI demonstrates the applicability of the proposed ADP scheme when combined with appropriate computational tools via examples from power systems and optimal control. Section VII concludes this work.

Notation: Given a set of vectors $\{x_i\}_{i \in \mathcal{S}}$, $\text{vcat}(\{x_i\}_{i \in \mathcal{S}}) = [x_1^\top, \dots, x_{|\mathcal{S}|}^\top]^\top$ denotes their vertical concatenation in ascending order. We call $\{\mathcal{Z}_i\}_{i \in \mathcal{S}}$ with $\mathcal{S} = \{1, \dots, S\}$ an S -partition of \mathcal{Z} , if $\mathcal{Z}_i \subseteq \mathcal{Z}$ for all $i \in \mathcal{S}$, $\cup_{i \in \mathcal{S}} \mathcal{Z}_i = \mathcal{Z}$ and all \mathcal{Z}_i are mutually disjoint. $\mathbb{R}_\infty \doteq \mathbb{R} \cup \{\infty\}$. For basic graph notions used in the context of this work we refer to [25, 62].

II. TREE-STRUCTURED OPTIMIZATION PROBLEMS

We consider problems of the form

$$\min_{x \in \mathbb{R}^{n_x}} f(x) \doteq \min_{x \in \mathbb{R}^{n_x}} \sum_{i \in \mathcal{S}} f_i(x_{\mathcal{I}_i}), \quad (1)$$

which are partitioned into subsystems $\mathcal{S} = \{1, \dots, |\mathcal{S}|\}$. Each subsystem $i \in \mathcal{S}$ is endowed with an objective function $f_i : \mathbb{R}^{|\mathcal{I}_i|} \rightarrow \mathbb{R}_\infty$, which depends on $x_{\mathcal{I}_i} \in \mathbb{R}^{|\mathcal{I}_i|}$. Here, $x_{\mathcal{I}} \in \mathbb{R}^{|\mathcal{I}|}$ denotes the components of x selected by the index set $\mathcal{I} \subseteq \{1, \dots, n\}$ in ascending order, cf. [22, 25]. We refer to $x_{\mathcal{I}} \in \mathbb{R}^{|\mathcal{I}|}$ as a subvector of the global decision vector $x \in \mathbb{R}^{n_x}$. Note that f_i is extended real-valued, i.e., f_i considers subproblem constraints implicitly via its domain.

Next, we analyze the inherent graph structure of problem (1), which we would like to exploit via dynamic programming. The following notions are based on [25, Chap. 7],

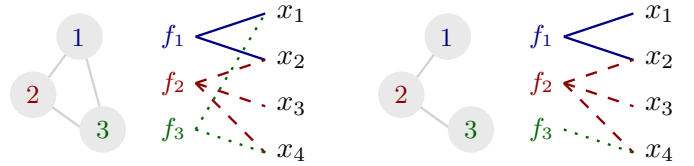


Fig. 1: Example for a general (left) and a tree-structured (right) interaction graph.

[22, 63]. We define the *interaction graph*

$$G = (\mathcal{S}, \mathcal{E}), \quad \text{where } \mathcal{E} \doteq \{(i, j) \in \mathcal{S} \times \mathcal{S} \mid \mathcal{I}_i \cap \mathcal{I}_j \neq \emptyset\}.$$

Loosely speaking, the tuple (i, j) is in the edge set \mathcal{E} if the corresponding subsystems share at least one component of the decision vector x . Moreover, we define the set of *coupling variables* between two subsystems i and j by $\mathcal{W}_{ij} = \mathcal{W}_{ji} \doteq \mathcal{I}_i \cap \mathcal{I}_j$. The set of *local variables* is given by $\mathcal{L}_i \doteq \{k \in \mathcal{I}_i \mid k \notin \mathcal{I}_j \text{ for all } i \neq j\}$.

Example 1 (Interaction graph): Consider the problem

$$\min_x f_1(x_1, x_2) + f_2(x_2, x_3, x_4) + f_3(x_1, x_4),$$

which is in form of (1). Local and coupling variables are

$$\begin{aligned} \mathcal{I}_1 &= \{1, 2\}, & \mathcal{I}_2 &= \{2, 3, 4\}, & \mathcal{I}_3 &= \{1, 4\}, \\ \mathcal{L}_1 &= \emptyset, & \mathcal{L}_2 &= \{3\}, & \mathcal{L}_4 &= \emptyset, \\ \mathcal{W}_{12} &= \{2\}, & \mathcal{W}_{23} &= \{4\}, & \mathcal{W}_{13} &= \{1\}. \end{aligned}$$

Observe that since $\mathcal{E} = \{(1, 2), (2, 3), (3, 4)\}$, the interaction graph G contains a cycle of length three and is thus *not* a tree Figure 1 (left). Removing the dependence of f_3 on x_1 , e.g., would render the problem a tree, cf. Figure 1 (right). \square

Remark 1 (Alternative graph encoding techniques): Note that problem (1) can equivalently be formulated via projection matrices P_i , i.e. $f_i(x_{\mathcal{I}_i}) = f_i(P_i x)$ with appropriately chosen P_i [64, 65], [25, Chap. 12], [66, Chap 7.4]. Further approaches define the graph structure via the sparsity pattern of constraint matrices [16, 67]. Other works express graph coupling in (1) via pairwise-affine coupling constraints [26] or they rely on hypergraphs [68]. \square

We conclude our problem exposition recalling a standard assumption of dynamic programming tailored to our needs in terms of subsystem indexing:

Assumption 1: Problem (1) is feasible and G is a tree. Moreover, $1 \in \mathcal{S}$ is the root of the tree. \square

Since G is a tree, each vertex has one unique parent and we define $\mathcal{W}_j \doteq \mathcal{W}_{\text{par}(j), j}$.

III. RECAP – DYNAMIC PROGRAMMING

Denote the children of subsystem $i \in \mathcal{S}$ in G by \mathcal{C}_i . Since Assumption 1 holds, we reformulate (1) via value functions [26] and this way generalize DP to tree-structured problems.

Lemma 1 (Value function formulation of problem (1)): Let Assumption 1 hold. Then, problem (1) can be formulated as

$$V_i(x_{\mathcal{W}_i}) \doteq \min_{\substack{x_{\mathcal{L}_i}, \\ \{x_{\mathcal{W}_j}\}_{j \in \mathcal{C}_i}}} f_i(x_{\mathcal{L}_i}, \{x_{\mathcal{W}_j}\}_{j \in \mathcal{C}_i \cup \{i\}}) + \sum_{j \in \mathcal{C}_i} V_j(x_{\mathcal{W}_j}) \quad (2)$$

Algorithm 1: Classic Serial DP

Initialize $\mathcal{H} \doteq \mathcal{L}$
 Backward sweep: **while** $\mathcal{H} \neq \{1\}$ **do**
 1) Compute V_j for all $j \in \mathcal{H}$ and send them to parent vertices $i \in \text{par}(\mathcal{H})$.
 2) Include all V_j in V_i (eq. (2)) of all $i \in \text{par}(\mathcal{H})$.
 3) Set $\mathcal{H} \leftarrow \text{par}(\mathcal{H})$.
end
 Forward sweep: **while** $\mathcal{H} \neq \mathcal{L}$ **do**
 1) Solve V_j for all $j \in \mathcal{H}$.
 2) Distribute optimal coupling variables $x_{\mathcal{W}_j}^*$ to all children $j \in \mathcal{C}_i$
 3) Set $\mathcal{H} \leftarrow \text{chld}(\mathcal{H})$.
end
Return $x_{\mathcal{L}_i}^*$ for all $i \in \mathcal{S}$.

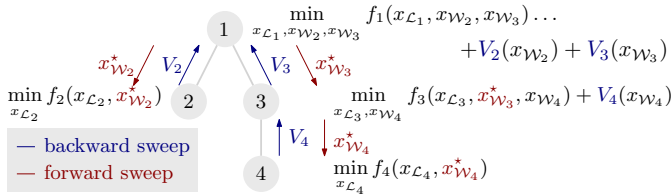


Fig. 2: Classic serial DP example.

for all $i \in \mathcal{S}$. \square

A proof of this observation is given in Appendix I. Observe that in (2) the dimension of the subproblems V_i is reduced to the local variables $x_{\mathcal{L}_i}$ and the coupling variables $\{x_{\mathcal{W}_j}\}_{j \in \mathcal{C}_i}$ to all children \mathcal{C}_i of subsystem $i \in \mathcal{S}$. Recall that if i is a leaf, $\mathcal{C}_i = \emptyset$ and that the root $i = 1$ has no parent. Thus, V_1 does not depend on a $x_{\mathcal{W}_1}$. It is worth to be noted that (2) is a generalization of the finite-dimensional, deterministic *Bellman equation* to tree-structured problems, cf. [24, 27].

A. Classic (nonserial) Dynamic Programming

Next, we recall classic (nonserial) dynamic programming for problems without constraints, which solves (2) in one backward and one forward sweep along the tree: In the backward sweep, start at leaves $l \in \mathcal{L}$ and compute an expression for all V_l . Communicate all V_l to parent vertices, which include them to their objective, cf. problem (2). This step is repeated recursively until the root vertex is reached. In the forward sweep, start at the root vertex, solve (2), and communicate $\{x_{\mathcal{W}_j}^*\}$ to all children $j \in \mathcal{C}_1$. At all children $j \in \mathcal{C}_1$, solve (2) for $\{x_{\mathcal{W}_j}^*\}$ fixed and repeat until all leaves $l \in \mathcal{L}$ are reached. Classic dynamic programming is summarized in Algorithm 1. Figure 2 illustrates the DP algorithm for Example 1 (right).

Note that proving the optimality of the result of Algorithm 1 directly follows from the equivalence of (1) and (2). By this equivalence, Algorithm 1 can be interpreted as solving (1) in a particular order starting from the leaves.

Remark 2 (Serial and nonserial dynamic programming):

We remark that classic dynamic programming was originally

Algorithm 2: Feasibility-Preserving ADP

Initialize $\mathcal{H} \doteq \mathcal{L}$
 Backward sweep: **while** $\mathcal{H} \neq \{1\}$ **do**
 1) Compute \mathcal{P}_i via (8), and $\tilde{V}_i \approx \bar{V}_i$ for all $i \in \mathcal{H}$ and send them to parent vertices $j \in \text{par}(\mathcal{H})$.
 2) Include all $(\tilde{V}_i, \mathcal{P}_i)$ in \tilde{V}_j (eq. (9)) of parent vertices $j \in \text{par}(\mathcal{H})$ and compute $\tilde{\mathcal{X}}_j$.
 3) Set $\mathcal{H} \leftarrow \text{par}(\mathcal{H})$.
end
 Forward sweep: **while** $\mathcal{H} \neq \mathcal{L}$ **do**
 1) Solve \tilde{V}_j for all $j \in \mathcal{H}$.
 2) Distribute optimal coupling variables $\tilde{x}_{\mathcal{W}_j}^*$ to all children $i \in \mathcal{C}_j$
 3) Set $\mathcal{H} \leftarrow \text{chld}(\mathcal{H})$.
end
Return $\tilde{x}_{\mathcal{L}_i}^*$ for all $i \in \mathcal{S}$.

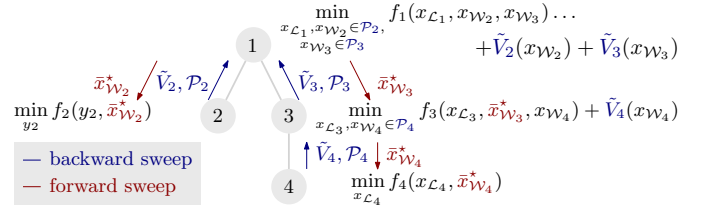


Fig. 3: Feasibility-preserving ADP example.

designed for path graphs, i.e. for serial decision processes without branching stemming from optimal control of dynamic systems [21, 27]. These approaches have been extended to more general tree structures in the 1960s and 1970s [22, 23]. They have been revisited recently in the context of decomposition methods for tree-structured problems [26], [25, Chap 7.1]. \square

B. Evaluation and communication of V_i

Observe that evaluating V_i is costly in general since it involves solving an optimization problem. If it is possible to derive an explicit expression for V_i , it is in general difficult to handle in the context of numerical computation since it is a piecewise-continuous, nonlinear, nonconvex, extended real-valued function in general [69]. Except for special cases such as Quadratic Programs (QPs) or Linear Programs (LPs) [58, 70–72], however, it is often intractable to compute such expressions. One remedy are smoothing techniques via log-barrier functions rendering V_i differentiable [73, 74]. This way, one can at least compute sensitivities of V_i , which in turn can be used for solving the parent problem. Eventually, this leads to *primal decomposition* algorithms, cf. [75, 76].

Approximate Dynamic Programming (ADP) schemes alleviate the above bottleneck by replacing V_i with suitable function approximators $V_i \approx \tilde{V}_i$ such as neural networks or quadratic fits [24, 26, 27]. Piecewise-constant [43] and piecewise-linear [51] approximations based on samples are also possible. However, ensuring feasibility with these techniques seems to be difficult. As mentioned in the introduction,

some DP schemes construct \tilde{V} and its domain iteratively, e.g. in SDDP or Bender's decomposition via optimality and feasibility cuts [36–40]. However, these schemes do not have one-shot feasibility properties.

IV. FEASIBILITY-PRESERVING APPROXIMATE DYNAMIC PROGRAMMING

Ensuring feasibility when using valuefunction approximations seems to be difficult. Next, we design a Feasibility-Preserving Approximate Dynamic Programming (FP-ADP) scheme, which ensures feasibility and approximate optimality in one forward-backward sweep. For doing so, we use concepts from variational analysis [77, 78].

A. Considering Constraints

Considering constraints $x_{\mathcal{I}_i} \in \mathcal{X}_i$ in problem (1) implies that all f_i are extended real-valued on $\mathbb{R}^{n_{x_i}}$. In this case, constraint sets \mathcal{X}_i are considered via indicator functions, i.e. $f_i \doteq l_i + \iota_{\mathcal{X}_i}$, where l_i is the objective function without constraints and

$$\iota_{\mathcal{X}_i}(x_{\mathcal{I}_i}) \doteq \begin{cases} 0 & \text{if } x_{\mathcal{I}_i} \in \mathcal{X}_i \\ \infty & \text{else} \end{cases}$$

is the *indicator function*. Thus, the issue of determining whether a point $x_{\mathcal{I}_i}$ is feasible can equivalently be considered as the question of whether the condition $f_i(x_{\mathcal{I}_i}) < \infty$ holds, i.e. whether $x_{\mathcal{I}_i}$ is in the *domain* $\text{dom}(f_i) \doteq \{x_{\mathcal{I}_i} \in \mathbb{R}^{n_{x_i}} \mid f_i(x_{\mathcal{I}_i}) < \infty\}$, of f_i , cf. [77].

In order to guarantee feasibility in Algorithm 1, the key idea is to express and communicate $\text{dom}(V_i)$ in (2) to the parent subsystem $j = \text{par}(i)$ such that the parent problem can include this explicitly as a constraint in its own V_j . However, it is not immediately clear how to compute $\text{dom}(V_i)$. The next lemma shows that $\text{dom}(V_i)$ can be computed via set projections. To this end, recall the *orthogonal projection* of a set $\mathcal{X} \subseteq \mathcal{Z} \times \mathcal{Y} \subseteq \mathbb{R}^n \times \mathbb{R}^m$ on \mathcal{Z} [31] given by

$$\text{proj}_{\mathcal{Z}}(\mathcal{X}) \doteq \{z \in \mathcal{Z} \mid \exists y \in \mathcal{Y} \text{ with } (z, y) \in \mathcal{X}\}.$$

Similarly, we define the orthogonal projection of a set $\mathcal{X} \subseteq \mathbb{R}^n$ on the components indexed by $\mathcal{I} \subseteq \{1, \dots, n\}$ as

$$\text{proj}_{\mathcal{I}}(\mathcal{X}) \doteq \left\{ x_{\mathcal{I}} \subseteq \mathbb{R}^{|\mathcal{I}|} \mid \exists x_{\{1, \dots, n\} \setminus \mathcal{I}} \text{ with } x \in \mathcal{X} \right\}.$$

Lemma 2 (Computing domains via projection): Consider

$$V(z) \doteq \min_y F(y, z), \quad (3)$$

where $F : \mathbb{R}^{n_y} \times \mathbb{R}^{n_z} \rightarrow \mathbb{R}_{\infty}$, and assume that the minimum exists.¹ Then, $\text{dom}(V) = \text{proj}_{\mathcal{Z}}(\text{dom}(F))$, where $\text{dom}(F) \doteq \{(y, z) \mid F(y, z) < \infty\}$. \square

Proof: See Appendix I. \blacksquare

¹In order to avoid technicalities, we assume the existence of minimizers at several occasions. This assumption can be replaced by appropriate continuity requirements on f_i and compactness properties on $\text{dom}(f_i)$, cf. [77, Chap 1.C].

The above lemma allows to rewrite minimization problems in form of (3) as

$$\min_z V(z) = \min_{z \in \mathcal{P}} V(z), \quad (4)$$

where

$$\mathcal{P} \doteq \text{proj}_{\mathcal{Z}}(\text{dom}(F)) = \text{dom}(V) \quad (5)$$

Moreover, it allows to formulate feasibility-preserving approximations of (3),

$$\min_{z \in \mathcal{P}} \tilde{V}(z),$$

where $\tilde{V} \approx V$. Furthermore, one can combine the above with inner approximations $\tilde{\mathcal{P}} \subseteq \mathcal{P}$ yielding

$$\min_z V(z) \approx \min_{z \in \tilde{\mathcal{P}}} \tilde{V}(z), \quad (6)$$

the solution of which—if it exists—is again feasible in terms of problem (3). This implies that we can combine the reformulation (3) with a very general class of real-valued approximations \tilde{V} and inner approximations $\tilde{\mathcal{P}}$, while guaranteeing feasibility in terms of (3). We summarize these observations in the following theorem.

Theorem 1 (Constraint consideration via projections):

Consider V from (3), the problems (4) and (6) with \mathcal{P} from (5), and some $\tilde{V} : \mathcal{P} \rightarrow \mathbb{R}$. Assume that the minimizers in (4)–(6) exist. Then, z^* is a minimizer to (3) if and only if it is a minimizer to problem (4). Moreover, any minimizer \tilde{z}^* to problem (6) is feasible in (3), i.e. $V(\tilde{z}^*) < \infty$. \square

Proof: Since all minimizers exist, we can use inf and min interchangeably. The first statement follows from $\inf_x f(x) = \inf_{x \in \text{dom}(f)} f(x)$ [77, Chap 1.A] and Lemma 2. For the second statement, note that by assumption a minimizer \tilde{x}^* exists and thus $\tilde{x}^* \in \tilde{\mathcal{P}}$. Since $\tilde{\mathcal{P}} \subseteq \mathcal{P}$, we have $\tilde{x}^* \in \text{dom}(V)$. \blacksquare

B. Feasibility-Preserving ADP

We use the above result to design a Feasibility Preserving ADP scheme, which ensures feasibility although using value function approximations. To match the requirements of Lemma 2, we introduce

$$\begin{aligned} F_i(x_{\mathcal{L}_i}, \{x_{\mathcal{W}_j}\}_{j \in \mathcal{C}_i \cup \{i\}}) \\ \doteq f_i(x_{\mathcal{L}_i}, \{x_{\mathcal{W}_j}\}_{j \in \mathcal{C}_i \cup \{i\}}) + \sum_{j \in \mathcal{C}_i} V_j(x_{\mathcal{W}_j}). \end{aligned} \quad (7)$$

Observe that F_i is the objective of problem (2), i.e. $V_i(x_{\mathcal{W}_i}) = \min_{x_{\mathcal{L}_i}, \{x_{\mathcal{W}_j}\}_{j \in \mathcal{C}_i}} F_i(x_{\mathcal{L}_i}, \{x_{\mathcal{W}_j}\}_{j \in \mathcal{C}_i \cup \{i\}})$.

In the backward sweep, start at leaves $i \in \mathcal{L}$. Recall that \mathcal{W}_i is the index set of coupling variables of subsystem $i \in \mathcal{S}$ with its parent. Using Lemma 2, we define

$$\mathcal{P}_i \doteq \text{dom}(V_i) = \text{proj}_{\mathcal{W}_i}(\text{dom}(F_i)), \quad (8)$$

i.e. the projection of the constraint set $\mathcal{X}_i = \text{dom}(F_i)$ of subsystem $i \in \mathcal{S}$ onto the coupling variables with its parent. The central idea of FP-ADP is to combine the feasible sets of

all children $i \in \mathcal{C}_i$ via the projections \mathcal{P}_i or approximations thereof. To this end, we approximate problem (2) via

$$\begin{aligned} \bar{V}_j(x_{\mathcal{W}_j}) \doteq & \min_{x_{\mathcal{L}_j}, \{x_{\mathcal{W}_i}\}_{i \in \mathcal{C}_j \cup \{j\}}} f_j(x_{\mathcal{L}_j}, \{x_{\mathcal{W}_i}\}_{i \in \mathcal{C}_j \cup \{j\}}) + \sum_{i \in \mathcal{C}_j} \tilde{V}_i(x_{\mathcal{W}_i}) \\ & \text{subject to } x_{\mathcal{W}_i} \in \mathcal{P}_i \text{ for all } i \in \mathcal{C}_j, \end{aligned} \quad (9)$$

where $\tilde{V}_i : \mathcal{P}_i \rightarrow \mathbb{R}$ are real-valued approximations of \bar{V}_i , and \bar{F}_i is defined analogously to (7). Observe the subtle differences between V_i , \tilde{V}_i , and \bar{V}_i : V_i is the exact value function for all subsystems as defined in (2). \bar{V}_i describes the exact value function including approximations in the children $\tilde{V}_k, k \in \mathcal{C}_i$, and \tilde{V}_i again approximates \bar{V}_i in the parent subsystem $i \in \mathcal{S}$.

Similar to classic dynamic programming from Section III-A, we recursively compute and communicate $(\tilde{V}_j, \mathcal{P}_j)$ backwards until the root vertex is reached. Observe that the root problem yields a set \mathcal{P}_1 , which ensures feasibility of all lower-level problems. In the forward sweep, start at the root, solve \bar{V}_1 and communicate $\{\bar{x}_{\mathcal{W}_j}^*\}$ to all children $j \in \mathcal{C}_1$. At all children $j \in \mathcal{C}_1$, solve \bar{V}_j and repeat until all leaves $l \in \mathcal{L}$ are reached. The FP-ADP scheme is summarized in Algorithm 2. Figure 3 illustrates the algorithm for Example 1, where the edge $\{1, 3\}$ has been removed from the interaction graph.

Theorem 2 (Feasibility in Algorithm 2): Suppose that the minimizers of all $\{\bar{V}_j\}_{j \in \mathcal{S}}$ in Algorithm 2 exist. Then, Algorithm 2 generates a feasible point to problem (1). \square

Proof: Since the minimizers of all $\{\bar{V}_j\}_{j \in \mathcal{S}}$ exist, $\text{dom}(\bar{V}_l) \neq \emptyset$ for $l \in \mathcal{L}$. By definition of the set projection and (8), this implies that $\mathcal{P}_j \neq \emptyset$ for all $j = \text{par}(l)$. Induction gives that $\mathcal{P}_j \neq \emptyset$ for all $j \in \mathcal{S}$. Hence, $\bar{x}_{\mathcal{W}_j}^* \in \arg \min \bar{V}_j(z_j)$ exists for all $j \in \mathcal{S}$ by assumption and, thus, in particular the minimizer of \bar{V}_1 exists. The definition of the set projection implies that $\bar{x}_{\mathcal{T}}^* \in \text{dom}(f)$. \blacksquare

Theorem 2 can be extended to the case, where \mathcal{P}_j is replaced by a (possibly more tractable) inner approximation $\tilde{\mathcal{P}}_j \subseteq \mathcal{P}_j$.

Corollary 1 (Feasibility with inner approximation):

Assume that the assumptions from Theorem 2 hold. Replace \mathcal{P}_j by inner approximations $\tilde{\mathcal{P}}_j \subseteq \mathcal{P}_j$ such that $\text{dom}(\bar{V}_i) \neq \emptyset$ for all $i \in \mathcal{S}$. Then, Algorithm 2 is well-defined and generates a feasible point $\bar{x}_{\mathcal{T}}^* \in \text{dom}(f)$. \square

V. COMPUTATIONAL ASPECTS

In the following section, we describe ways of computing and parametrizing \mathcal{P}_i and $\tilde{\mathcal{P}}_i$ such that they can be used efficiently in parent optimization problems. We will use these computations in the numerical examples of Section VI. This way, we show that the described FP-ADP schemes are indeed implementable in practice. We do not consider the computation of value function approximations \tilde{V}_i , cf. Section III-B for comments. For simplicity, we set $z_i \doteq x_{\mathcal{W}_i}$ and $y_i \doteq (x_{\mathcal{L}_i}, \{x_{\mathcal{W}_j}\}_{j \in \mathcal{C}_i})$, and we drop the subscript i in the following.

A. Computing Exact Projections

If child problems have convex polyhedral constraint sets

$$\text{dom}(F) \doteq \{(z, y) \mid [A_z \ A_y][z^\top \ y^\top]^\top = b, \quad (10a)$$

$$[B_z \ B_y][z^\top \ y^\top]^\top \leq d\}, \quad (10b)$$

Algorithm 3: Decision Variable Sampling

Initialize $\text{dom}(F)$ in form of (11).

- 1) Choose a set of samples $\{y_l\}_{l \in \mathcal{T}}$ with $y_l \in \mathcal{Y}$.
- 2) Solve $g(z_l, y_l) = 0$ numerically to obtain $\{z_l\}_{l \in \mathcal{T}}$.
- 3) Neglect infeasible points $\tilde{\mathcal{T}} = \{l \mid h(z_l, y_l) > 0\}$.

Return $\{z_l\}_{l \in \mathcal{T} \setminus \tilde{\mathcal{T}}}, z_l \in \mathcal{P}$.

then $\mathcal{P} = \text{proj}_{\mathcal{Z}}(\text{dom}(F))$ can be computed *exactly*. In this case, \mathcal{P} is a convex polyhedron of the form $\mathcal{P} = \{z \mid \bar{A}_z z = 0, \bar{B}_z z \leq 0\}$, which can be efficiently included in and communicated to the parent optimization problem. Algorithms such as Fourier-Motzkin elimination or vertex enumeration can be used to compute \mathcal{P} . Depending on the dimensions of y and z , these algorithms vary with respect to their efficiencies. We refer to [57, 79] and references therein for an overview, and to [80, 81] for implementations.

B. Computing Inner Approximations

For sets $\text{dom}(F)$ with complex topology it is often computationally intractable to obtain \mathcal{P} exactly. However, as shown in Theorem 1, non-empty and not overly conservative inner approximation $\tilde{\mathcal{P}} \subseteq \mathcal{P}$ suffice to ensure feasibility in FP-ADP. Moreover, using an inner approximation can help to simplify the representation of \mathcal{P} , e.g., if \mathcal{P} is a convex polyhedron described by a large number of halfspaces.

Sampling-Based Methods: Consider feasible sets of NLPs

$$\text{dom}(F) \doteq \{(z, y) \in \mathbb{R}^{n_x} \mid g(z, y) = 0, h(z, y) \leq 0\}. \quad (11)$$

One possibility to approximate $\mathcal{P} = \text{proj}_{\mathcal{Z}}(\text{dom}(F))$ are sampling-based heuristics often used in power system applications [41–43, 82, 83]. These methods sample $T \in \mathbb{N}$ points $\{z_l\}_{l \in \mathcal{T} = \{1, \dots, T\}} \in \mathcal{P}$ based on which $\tilde{\mathcal{P}}$ is constructed.

One of these methods starts with a set of random samples $\{y_l\}_{l \in \mathcal{T}}$ with $y_l \in \mathcal{Y}$. Then, $g(z_l, y_l) = 0$ is solved numerically, which yields a sequence $\{z_l\}_{l \in \mathcal{T}}$. Neglecting all $l \in \tilde{\mathcal{T}} \subset \mathcal{T}$ for which $h(z_l, y_l) > 0$ holds, guarantees a posteriori that $z_l \in \mathcal{P}$ for all $l \in \mathcal{T} \setminus \tilde{\mathcal{T}}$ [41, 84]. This approach is summarized in Algorithm 3.

More recent methods explore the boundary of \mathcal{P} more systematically in order to avoid excessive sampling. Boundary points $\{z_l\}$ are computed by a sequence of auxiliary optimization problems $l \in \mathcal{T}$

$$z_l = \arg \min_{z, y} c_l z \quad \text{subject to } g(z, y) = 0, h(z, y) \leq 0, \quad (12)$$

with varying costs coefficients typically chosen to be $c_l \in \{-1, 0, 1\}^{n_z}$ [42, 43]. These methods can be extended by using $\{z_l\}_{l \in \mathcal{T}}$ as a base set of points and adding further ones via gridding. Specifically, assume that the m th component of z , $[z]_m$ is bounded by $z_l \leq [z]_m \leq \bar{z}_l$ for all $l \in \mathcal{T}$. Then, one can fix these components for a finite set of gridding points in the above range and re-solving (12) for the corresponding components fixed in order to get a finer sampling of the boundary of \mathcal{P} , cf. [83] and references therein. This method is detailed in Algorithm 4.

Typically it is not desirable to use the set of samples $\{z_l\}_{l \in \mathcal{T}}$ as constraints on the coupling variables in a parent optimization problem since that would lead to a mixed-integer problem. Hence, the samples are often used to compute an approximation $\tilde{\mathcal{P}}$, e.g. $\tilde{\mathcal{P}} = \text{conv}(\{z_l\})$, where $\text{conv}(\cdot)$ denotes the convex hull. Alternatives are fitting shapes such as ellipsoids or convex polyhedra with maximal volume [85]. However, without further assumptions on \mathcal{P} such as convexity or at least simply connectedness, the approximations constructed via the above methods are, in general, not guaranteed to satisfy $\tilde{\mathcal{P}} \subseteq \mathcal{P}$ for constraint sets of NLPs (11). In turn, this may jeopardize feasibility in the forward sweep of Algorithm 2.

Constraint Simplification Methods: Assume that one is able to compute a projection described via inequalities $\mathcal{P} = \{z \mid \tilde{g}(z) \leq 0\} \subset \mathcal{P}$, e.g. via the projection of polyhedra from (10). Suppose further that we would like to simplify this description. Indeed, methods from *design centering* allow to compute inner approximation $\tilde{\mathcal{P}} \subseteq \mathcal{P}$ [28, 32, 59–61]. The pivotal idea is to choose an easily parametrizable shape \mathcal{Q} such as a polyhedron or an ellipsoid, and to set $\tilde{\mathcal{P}} \doteq \mathcal{Q}(v)$, where $v \in \mathcal{V}$ are design parameters. Then, one tries to maximize the volume of $\mathcal{Q}(v)$ with parameters from a design space $v \in \mathcal{V}$ such that $\mathcal{Q}(v) \subseteq \mathcal{P}$. Thus, the design centering problem reads

$$\max_v \text{vol}(\mathcal{Q}(v)) \text{ subject to } \mathcal{Q}(v) \subseteq \mathcal{P}, v \in \mathcal{V}. \quad (13)$$

As an example, assume that \mathcal{P} is given by a convex polyhedron $\mathcal{P} = \{z \mid \tilde{B}_z z \leq 0\}$, for example from (10).² Moreover, assume that we would like to replace \mathcal{P} by a simpler ellipsoidal inner approximation. An ellipsoid can be described as a Euclidean unit ball under an affine mapping [87, Chap 4.9], i.e.

$$\mathcal{Q}^e(v) = \{y = Au + c \mid \|u\|_2^2 \leq 1, A^\top = A \succ 0\},$$

where $v = (A, c)$. Then, we can solve (13) via the maximum volume inscribed ellipsoid problem

$$\max_{(A=A^\top \succ 0, c)} \det A \quad (14a)$$

$$\text{s.t. } \|A[B_z]_i\|_2 + [B_z]_i c + \leq [d]_i, i = 1, \dots, N, \quad (14b)$$

where N is the number of rows of B_z . Observe that (14) is a semidefinite program, cf. [86, Chap 8.4.2] and [87]. An application of this technique is illustrated in Section VI-A.

A set projection can equivalently be expressed as a linear mapping of a set, i.e. $\text{proj}_{\mathcal{Z}} \mathcal{X} = P_{\mathcal{Z}} \mathcal{X}$ with $P_{\mathcal{Z}} \doteq \{Px \mid x \in \mathcal{X}\}$, where $P_{\mathcal{Z}}$ is an appropriately chosen projection matrix. Hence, the projection of an ellipsoid of the above form reads $P_{\mathcal{Z}} \mathcal{Q}^e = \{y = PAu + c \mid \|u\|_2^2 \leq 1, A^\top = A \succ 0\}$ and is thus reduced to a matrix multiplication. The same holds true for zonotopes, which can be used as an alternative [88].

VI. EXAMPLES

Next, we illustrate how to use the methods from the previous subsection in Algorithm 2 for two applications from optimal control and power systems.

²Note that equality constraints in convex polyhedra can always be eliminated by a suitable coordinate transformation (a.k.a. the nullspace method) [66, Chap. 16.2], [86, Chap 10.1.2].

Algorithm 4: Optimization-based Sampling

Initialize $\text{dom}(F)$ in form of (11).

- 1) Choose a set of sampling cost coefficients $\{c_l\}_{l \in \mathcal{T}}$.
- 2) Solve (12) for all $l \in \mathcal{T}$.

Return $\{z_l\}_{l \in \mathcal{T}}, z_l \in \mathcal{P}$.

We use `PowerModels.jl` for power system modelling [89], `Polyhedra.jl` [80] for polyhedral projection, and `Convex.jl` and `JuMP` with `Ipopt` [90, 91] for solving optimization problems.

A. Optimal Control

Consider a discrete-time Optimal Control Problem (OCP)

$$\min_{z, u} \sum_{t \in \mathbb{T}} \ell(z_t, u_t) + V_T(z_t) \quad (15a)$$

$$\text{s.t. } z_{t+1} = f(z_t, u_t), z_0 = z(0), \quad \forall t \in \mathbb{T} \setminus \{T\}, \quad (15b)$$

$$(z_t, u_t) \in \mathbb{Z} \times \mathbb{U}, \quad \forall t \in \mathbb{T} \setminus \{T\}, \quad (15c)$$

$$z_t \in \mathbb{Z}_T, \quad (15d)$$

where $\mathbb{T} \doteq \{0, \dots, T\}$. OCP (15) is in form of problem (1) if we define the following: $\mathcal{S} \doteq \mathbb{T}^3$, $i \doteq t$, $x_{\mathcal{I}_i} \doteq (z_{i-1}, z_i, u_i)$ for all $i \in \mathcal{S} \setminus \{0\}$, and $x_{\mathcal{I}_0} \doteq (z_0, u_0)$. Furthermore, $f_i(x_{\mathcal{I}_i}) \doteq \ell(z_i, u_i) + \iota_{\mathcal{X}_i}(x_{\mathcal{I}_i})$, where

$$\mathcal{X}_i \doteq \{x_{\mathcal{I}_i} \mid (15b) \text{ (left) and } (15c) \text{ hold}\}$$

for all $i \in \{1, \dots, T-1\}$. We consider $\mathcal{X}_0 \doteq \{x_{\mathcal{I}_0} \mid (15b) \text{ (right), } (15c) \text{ hold}\}$, and $\mathcal{X}_S \doteq \{x_{\mathcal{I}_S} \mid (15d) \text{ holds}\}$.

The above OCP is structured by a path graph, since only two consecutive time steps $(i, i+1)$ are linked via the system dynamics (15b) and all other constraints are separable in time. Using the same rationale, we have $x_{\mathcal{W}_i} = z_{i-1}$ for all $i = 2, \dots, T$, i.e., the coupling variable to the previous time step is its state. The resulting path graph is illustrated in Figure 4.

Numerical Example: Consider (15) with quadratic stage cost $\ell(z, u) \doteq \|z\|_2^2 + 0.1 \|u\|_2^2$ and linear system dynamics

$$f(z_t, u_t) \doteq \begin{bmatrix} 1.5 & 1 \\ 0 & 1.5 \end{bmatrix} z_t + \begin{bmatrix} 0 \\ 0.8 \end{bmatrix} u_t. \quad (16)$$

Moreover, set $z(0) = [-0.3 \quad -0.2]^\top$, $\mathbb{U} = \{-1 \leq u \leq 1\}$ and $T = 3$. When using (15) in the context of Model Predictive Control (MPC), computing a feasible solution to (15) guarantees closed-loop stability, if the terminal penalty V_3 and the terminal constraint set \mathbb{Z}_3 are designed appropriately. Thus, we choose

$$V_3(z_3) = z_3^\top \begin{bmatrix} 7.80 & 4.87 \\ 4.87 & 4.82 \end{bmatrix} z_3, \text{ and } \mathbb{Z}_3 = \{\|z_3\|_\infty \leq 0.19\},$$

which ensures closed-loop stability of (16) [92, 93].

Now, we apply two variants of Algorithm (2) to OCP (15) for the above system dynamics and cost. In the first variant, we use exact polytope projection from Section V-A for all time

³In contrast to the previous sections, we use 0 as the root of the interaction tree here in order to keep the established zero index for the initial condition.

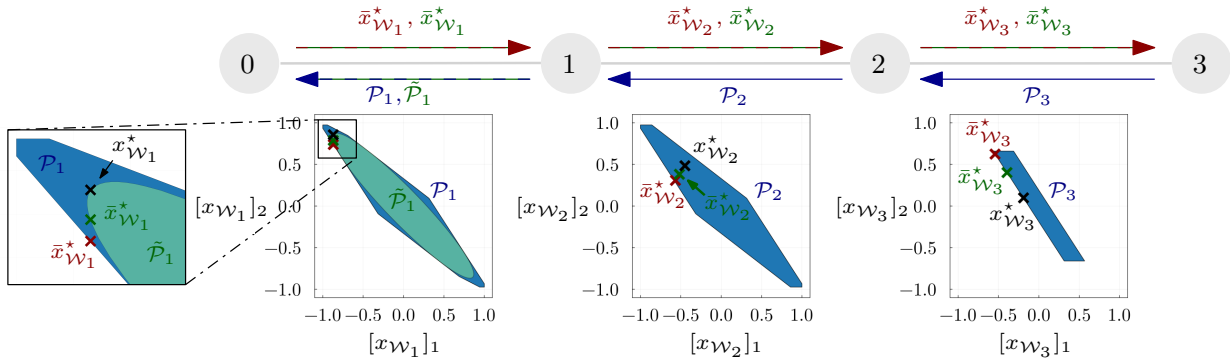


Fig. 4: FP-ADP for OCP (15), where \mathcal{S} are time instances and G is a path graph.

steps. For the second one, we use exact polytope projection for time steps $i \in \{2, 3\}$ and the ellipsoidal inner approximation via (14) for time step $i = 1$.⁴ We use the crude value function approximation $\tilde{V}_i \equiv 0$. Recall that by Theorem 1, Algorithm 2 is guaranteed to compute a feasible point despite these approximations.

Figure 4 shows the exact polyhedral set projections $\{\mathcal{P}_t\}_{t \in \mathbb{T}}$ and the ellipsoidal inner approximation $\tilde{\mathcal{P}}_1$ computed in the backward sweep of Algorithm 2. Moreover, the optimal trajectory $\{z_t^*\}_{t \in \mathbb{T}}$ for solving OCP (15) is depicted. Furthermore, the suboptimal but feasible solution trajectories $\{\bar{z}_t^*\}_{t \in \mathbb{T}}$ are shown in red, for the exact projections, and in green for the inner approximation. One can see that, as predicted by Theorem 1, Algorithm 2 indeed generates a feasible solution, which is suboptimal, cf. the sequence of optimal coupling variables $\{z_t^*\}_{t \in \mathbb{T}}$ vs. the sequence $\{\bar{z}_t^*\}_{t \in \mathbb{T}}$.

Remark 3 (Connection to existing techniques in MPC):

Notice that Algorithm 2 can be considered as a generalization of methods, which are well-established in the control literature. Specifically, the backward sweep in Algorithm 2 for exact computation of \mathcal{P}_i with $V_i \equiv 0$ is equivalent to computing the N -step predecessor set or the N -step backward reachable set, cf. [28, 30, 31, 94, 95]. \square

B. Power Systems

Next, we illustrate how Algorithm 2 can be used for complexity reduction in optimization-based operation of power systems. Specifically, we apply our method to an AC Optimal Power Flow (OPF) problem [96] among multiple voltage levels, which is one of the most important optimization problem for power system operation. In particular, we show how to apply the above methods to compute $\tilde{\mathcal{P}}_i$, as this is the most difficult step in Algorithm 2.

Grid Models: Consider an electrical power system described by a graph $G^e = (\mathcal{N}, \mathcal{B})$, where $\mathcal{N} = \{1, \dots, |\mathcal{N}|\}$ is the set of buses and $\mathcal{B} \subseteq \mathcal{N} \times \mathcal{N}$ is the set of branches. A branch models transmission lines, cables and transformers. Consider a balanced grid with zero line-charging capacitances. Then, the associated bus admittance matrix $Y = G + jB \in \mathbb{C}^{|\mathcal{N}| \times |\mathcal{N}|}$ is

⁴Note that one can combine exact projections with inner approximations since exact projections are also inner approximations.

defined by

$$[Y]_{k,l} = \begin{cases} \sum_{k \in \mathcal{N}} y_{k,l} & \text{if } k = l, \\ -y_{k,l}, & \text{if } k \neq l. \end{cases}$$

Here, $y_{k,l} = g_{k,l} + jb_{k,l} \in \mathbb{C}$ is the admittance of branch $(k, l) \in \mathcal{E}$, where $g_{k,l}$ and $b_{k,l}$ denote its susceptance and conductance, respectively. Note that $y_{k,l} = 0$ if $(k, l) \notin \mathcal{B}$. The flow of active power $p_{k,l}$ and reactive power $q_{k,l}$ along branch $(k, l) \in \mathcal{E}$ is given by

$$p_{k,l} = v_k v_l (G_{k,l} \cos(\theta_{k,l}) + B_{k,l} \sin(\theta_{k,l})), \quad (17a)$$

$$q_{k,l} = v_k v_l (G_{k,l} \sin(\theta_{k,l}) - B_{k,l} \cos(\theta_{k,l})). \quad (17b)$$

Here, v_k is the voltage magnitude at vertex $k \in \mathcal{N}$ and $\theta_{k,l} \doteq \theta_k - \theta_l$ is the voltage angle difference along the branch $(k, l) \in \mathcal{E}$. With the above equations, we model the grid behavior by the AC power flow equations for all buses $k \in \mathcal{N}$

$$p_k = \sum_{l \in \mathcal{N}} p_{k,l}, \quad q_k = \sum_{l \in \mathcal{N}} q_{k,l}, \quad (18)$$

where $p_k, q_k \in \mathbb{R}$ are the net active and reactive power injection at vertex $k \in \mathcal{N}$, i.e. the residual of all generation and all demand. The net powers are given by

$$p_k = p_k^g - p_k^d, \quad q_k = q_k^g - q_k^d, \quad (19)$$

where p_k^g and q_k^g are the active/reactive power generation, and p_k^d and q_k^d are the active/reactive power demand at bus $k \in \mathcal{N}$.

Under the assumption of zero line resistances, small voltage angles and constant voltage magnitudes, (17) can be simplified to the so-called DC model

$$p_{k,l} = B_{k,l} \theta_{k,l} \quad (20)$$

for all $(k, l) \in \mathcal{B}$, cf. [96].

Optimal Power Flow: The goal of OPF is to minimize the cost of power generation while satisfying all grid constraints. Define a vector of controls $u_{\mathcal{N}} \doteq \text{vcat}(\{(p_k^g, q_k^g)\}_{k \in \mathcal{N}}) \in \mathbb{R}^{2|\mathcal{N}|}$ and a vector of algebraic states $x_{\mathcal{N}}^{\top} \doteq \text{vcat}(\{\text{vcat}(\{[v_k, \theta_k]^{\top}\}_{k \in \mathcal{N}})^{\top}, \text{vcat}(\{(p_{k,l}, q_{k,l})^{\top}\}_{(k,l) \in \mathcal{B}})\}^{\top}$.

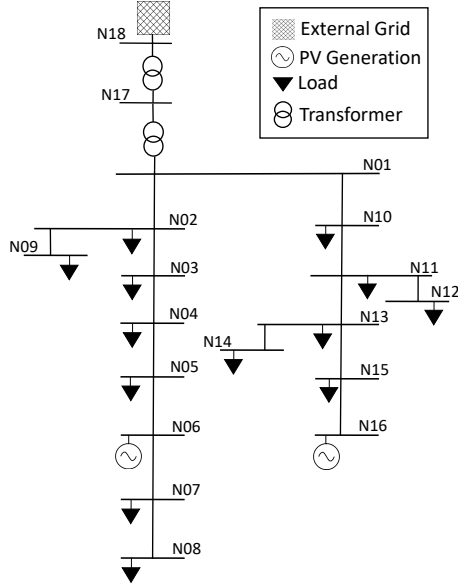


Fig. 5: Modified distribution grid model from [97].

Then, a basic AC OPF problem reads

$$\min_{u_{\mathcal{N}}, x_{\mathcal{N}}} \sum_{k \in \mathcal{G}} c_k (p_k^g)^2 + d_k p_k^g \quad (21a)$$

$$\text{subject to (17), (18), (19),} \quad (21b)$$

$$\underline{v} \leq v_k \leq \bar{v}, \quad k \in \mathcal{N}, \quad (21c)$$

$$p_k^g = q_k^g = 0, \quad k \in \mathcal{N} \setminus \mathcal{G}, \quad (21d)$$

$$\underline{p}_k^g \leq p_k^g \leq \bar{p}_k^g, \quad k \in \mathcal{G}, \quad (21e)$$

$$p_{k,l}^2 + q_{k,l}^2 \leq \bar{s}_{k,l}^2, \quad (k, l) \in \mathcal{E}, \quad (21f)$$

$$p_k^2 + q_k^2 \leq \bar{s}_k^2, \quad -p_k \leq \alpha q_k \leq p_k, \quad k \in \mathcal{G}, \quad (21g)$$

$$\theta_1 = 0, \quad v_1 = 1, \quad (21h)$$

where $\mathcal{G} \subseteq \mathcal{N}$ is a set of generator buses and (21e) are lower and upper bounds on its power generation. Here, $\{(c_k, d_k)\}_{k \in \mathcal{G}}$ are generator-specific cost coefficients and (21h) are reference constraints, cf. [96]. Note that the power demands $\{p_k^d\}$ are given and fixed. The constraint (21c) expresses bounds on the voltage magnitudes and (21f) considers a simplified current constraint over branch $(k, l) \in \mathcal{E}$. The constraint (21g) combines an upper bound to the maximum apparent power with a power factor constraint $\alpha > 0$ [44].

With the simplified grid model from (20), the DC counterpart to (21) reads

$$\min_{u_{\mathcal{N}}, x_{\mathcal{N}}} \sum_{k \in \mathcal{N}} c_k (p_k^g)^2 + d_k p_k^g \quad (22a)$$

$$\text{s.t. (18), (19), (20), } \theta_1 = 0, \quad (22b)$$

$$p_k^g = 0, \quad k \in \mathcal{N} \setminus \mathcal{G}, \quad (22c)$$

$$\underline{p}_k^g \leq p_k^g \leq \bar{p}_k^g, \quad k \in \mathcal{G}, \quad (22d)$$

$$-\bar{p}_{k,l} \leq p_{k,l} \leq \bar{p}_{k,l}, \quad (k, l) \in \mathcal{E}, \quad (22e)$$

where (22e) is a simplified version of the line limit (21f).

1) Exploiting Network Structure: For applying Algorithm 2, we first have to reveal the tree-structure of OPF problems (21) and (22), cf. Assumption 1. A typical distribution grid is shown in Figure 5. Observe that this grid has no connection

to other distribution grids, which leads to a tree structure in the interaction graphs of (21), (22) if the vertex set \mathcal{N} is partitioned appropriately. This structure is very common in power systems [98, 99] and it can be seen as a cornerstone assumption for most ‘‘aggregation’’ approaches [41–52, 100], which we would like to generalize with our work. Here, for the sake of simplicity, we consider a tree-depth of 2, i.e., we only have one upper-level (transmission) grid and several lower-level (distribution) grids connected to it.

Partition the set of buses \mathcal{N} into a subset containing the buses of the upper-level grid \mathcal{N}_1 and into $|\mathcal{S}| - 1$ subsets for the lower grid levels $\mathcal{N}_i, i \in \mathcal{S} \setminus \{1\}$. Where $\mathcal{S} = \{1, \dots, |\mathcal{S}|\}$ is such that we have $(\cup_{i \in \mathcal{S}} \mathcal{N}_i) = \mathcal{N}$ and all \mathcal{N}_i are mutually disjoint. Moreover, denote $\mathcal{N}_i^c \subseteq \mathcal{N}_1$ as the set of buses in the upper level to which the i th lower-level grid is connected. Similarly, partition the set of branches \mathcal{B} into $\{\mathcal{B}_i\}_{i \in \mathcal{S}}$ such that all branches connecting vertices in \mathcal{N}_i belong to \mathcal{B}_i , where we assign the branches connecting lower and upper-level grid $\mathcal{B}_i^c \subseteq \mathcal{B}_i$ to the lower level. This way, we define

$$f_i(x_{\mathcal{I}_i}) \doteq \sum_{k \in \mathcal{G} \cap \mathcal{N}_i} c_k (p_k^g)^2 + d_k p_k^g + \iota_{\mathcal{X}_i}(x_{\mathcal{I}_i}), \quad \text{where}$$

$$\mathcal{X}_i \doteq \{x_{\mathcal{I}_i} \mid (21b) - (21f) \text{ hold } \forall k \in \mathcal{N}_i, \forall (k, l) \in \mathcal{B}_i \cup \mathcal{B}_i^c\},$$

for all $i \in \mathcal{S} \setminus \{1\}$. \mathcal{X}_1 is defined as above with the additional reference constraints (21h) and neglecting \mathcal{B}_i^c . According to the definitions of local and coupling vectors from Section II, this leads to local decision variables $x_{\mathcal{I}_i}^\top = [\text{vcat}(\{[p_k^g, q_k^g, p_k, q_k, v_k, \theta_k]\}_{k \in \mathcal{N}_i \cup \mathcal{N}_i^c}), \text{vcat}(\{[p_{k,l}, q_{k,l}]\}_{(k,l) \in \mathcal{B}_i \cup \mathcal{B}_i^c})]^\top$ for all $i \in \mathcal{S} \setminus \{1\}$ and $x_{\mathcal{I}_1}$ is defined in the same way but excluding the active and reactive power flows $(p_{k,l}, q_{k,l})$ over coupling lines $(k, l) \in \mathcal{B}_i^c$.

Next, we identify coupling variables. Note that the only objective/constraint functions coupling the upper-level grid and the lower level grids are the line flow equations (17) for coupling lines \mathcal{B}_i^c . Since these constraints are assigned to the lower-level grids, and the decision variables $(p_{k,l}, q_{k,l})$ appear also in the upper-level grid through the power balance constraint (18), we identify them as coupling variables. Moreover, the pair (v_k, θ_k) at the coupling vertices in the upper-level $k \in \mathcal{N}_i^c$ also appear in this constraint. Hence, we have four coupling variables per coupling vertex $k \in \mathcal{N}_i^c$

$$x_{\mathcal{W}_i}^\top \doteq [\text{vcat}(\{v_k, \theta_k\}_{k \in \mathcal{N}_i^c})^\top, \text{vcat}(\{p_{k,l}, q_{k,l}\}_{(k,l) \in \mathcal{B}_i^c})^\top].$$

Fostering Numerical Tractability : Since we consider only one coupling vertex $|\mathcal{N}_i^c| = 1$ and since (17) depends only on the voltage angle difference $(\theta_k - \theta_l)$, we have $p_{k,l}(v_k, v_l, \theta_k, \theta_l) = p_{k,l}(v_k, v_l, \theta_k + \bar{\theta}, \theta_l + \bar{\theta})$ for any $\bar{\theta} \in \mathbb{R}$. Thus fixing $\theta_k = 0$ in \mathcal{X}_i does not alter the solution space. Hence, we can neglect the coupling from $\theta_k, k \in \mathcal{N}_i^c$ and obtain a reduced set of coupling variables⁵

$$\hat{x}_{\mathcal{W}_i}^\top \doteq [\text{vcat}(\{v_k\}_{k \in \mathcal{N}_i^c})^\top, \text{vcat}(\{p_{k,l}, q_{k,l}\}_{(k,l) \in \mathcal{B}_i^c})^\top] \in \mathbb{R}^3.$$

⁵Note that this is not possible in case of multiple grid interconnection points, since in this case there is more than one θ_k^* in \mathcal{N}_i^c and these θ_k^* can not be chosen independently. The efficient handling of multiple interconnections is subject to ongoing research [101].

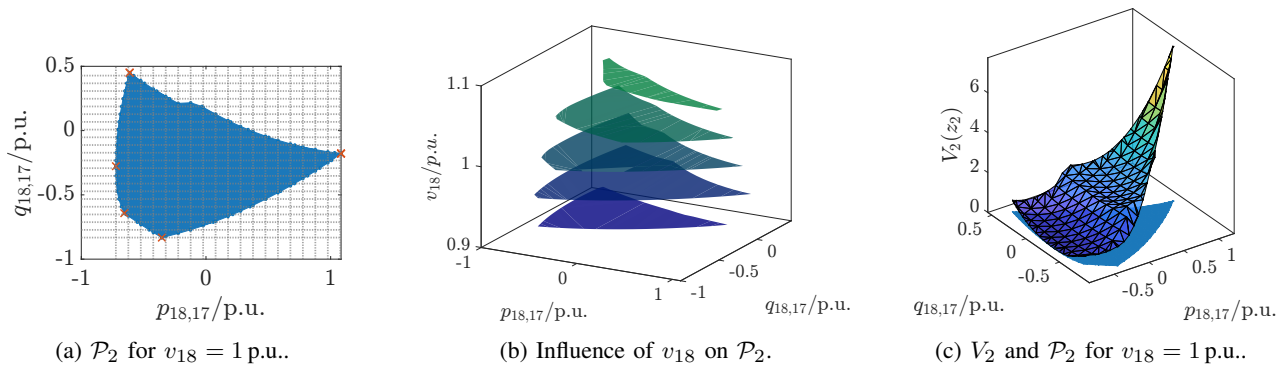


Fig. 6: Projection \mathcal{P}_2 and value function V_2 for the AC OPF problem (21) with data from Figure 5.

2) *Numerical Results*: Consider the distribution grid from Figure 5, which is based on [97]. In this model, we set $\mathcal{G} = \{6, 16\}$, which are equipped with (curtailable) solar generators with a high peak-power. The distribution grid is connected to the transmission grid, where we consider bus 18 as a bus of the transmission grid. Label the distribution grid with $i = 2$. Hence, we have $x_{\mathcal{W}_2} = [v_{18}, p_{18,17}, q_{18,17}]$. Next, we compute \mathcal{P}_2 and V_2 for the AC problem (21) and its DC simplification (22). All values are normalized via the per-unit (p.u.) system in the following, cf. [96, Appendix C].

AC OPF: The AC OPF problem (21) is nonconvex. Hence, we rely on Algorithm 4 to compute a set of sample points $\{z_i\}_{i \in \mathcal{T}}$ at the boundary of \mathcal{P} , where we fix certain values for $v_k, k \in \mathcal{N}_i^c$ and then solve (12) to obtain an approximation of the three-dimensional solution space. The result is shown in Figure 6b. One can see that the value of v_k has a strong influence on the admissible $p_{18,17}/q_{18,17}$ -area. Fixing the value of v_{18} to a certain value is a common simplification in aggregation approaches for power systems.⁶ Doing so yields a two-dimensional coupling space. The resulting \mathcal{P} for $v_{12} = 1$ p.u., is shown in Figure 6a, where the computed samples are displayed as red crosses. Since using these points only would be too coarse, we use gridding from Section V-B to obtain a finer discretization of \mathcal{P} . Here, the interval $-0.72 \leq p_{18,17} \leq 1.08$ is discretized via 19 equi-distant discretization points, and (12) is solved for these values fixed for $c_l \in \{-1, 1\}$ yielding minimal/maximal values of $q_{18,17}$ at these discretization points for $p_{18,17}$. The same approach is applied to $q_{18,17}$. The resulting points are shown as blue dots in Figure 6a. Observe that \mathcal{P}_1 is nonconvex. Hence, for applying Algorithm 2, one has to construct inner approximations $\tilde{\mathcal{P}}_2 \subset \mathcal{P}_2$ in order to guarantee feasibility.

Figure 6c shows the corresponding *true* value function $V_2(z_2)$ for all $z_2 \in \mathcal{P}_2$ obtained by discretizing the interior of \mathcal{P}_2 and evaluating V_2 . Observe that, by definition, $V_2(z_2) = \infty$ for all $z_2 \notin \mathcal{P}_2$. One can see, as mentioned in Section III-B, V_2 is nonlinear and nondifferentiable; hence one would have to rely on approximations $\tilde{V}_2 \approx V_2$ in order to communicate and efficiently integrate this function in the optimization for

⁶With the exception of [102], works on flexibility aggregation do not consider v_k as a coupling variable, but instead use a constant value usually such as 1 p.u., assuming the voltage drop in the transmission grid is negligible. The works [103, 104] underline the practical value of this commonly used assumption while acknowledging its occasional limitations.

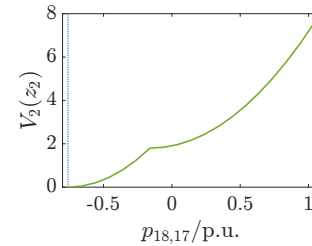


Fig. 7: V_2 and \mathcal{P}_2 for the DC OPF problem (5).

the transmission grid.

DC OPF: Observe that the feasible set of the DC OPF problem (22) is a convex polyhedron in form of (10). Hence, we can rely on an exact polytope projection. Since the reactive power $q_{18,17}$ is neglected in the DC model, \mathcal{P}_2 becomes an interval yielding $\mathcal{P}_2 = \{-0.76 \text{ p.u.} \leq p_{18,17} \leq 1.04 \text{ p.u.}\}$. The corresponding value function is shown in Figure 7. Observe that also here, V_2 is nondifferentiable. However, since (22) is a quadratic program, V_2 is piecewise-quadratic [70].

Note that for polytopical constraint sets from the DC model or LinDistFlow [105], the projection scales up to moderate dimensions of \mathcal{P}_i .

Remark 4 (Connection to methods from power systems): Algorithm 2 is a generalization of methods, which have been recently developed for solving special instances of AC OPF problems, for charging of electric vehicles and for the integration of storage devices [41–43, 53–56, 82, 100]. Here, the backward sweep computing \mathcal{P}_i is called *aggregation* and the forward sweep is called *disaggregation* or *dispersion*. This naming comes from the fact that the degrees of freedom in the lower grid levels are seen as *flexibility*, i.e., they represent flexible load or generation, which can be used for avoiding congestions in the upper grid levels by solving the corresponding upper-level problems. Recent works have recognized the connection between aggregation and projection for the special case of polyhedral constraint sets [48, 52]. For an overview on methods in this domain we refer to [83]. \square

VII. CONCLUSIONS

This paper has presented an approximate dynamic programming scheme for complexity reduction in hierarchical tree-structured optimization problems of networked systems.

Our approach guarantees the computation of feasible but potentially suboptimal points in *one shot*, which is of particular importance in many engineering contexts. Moreover, our proposed scheme appears to be a generalization of methods, which have been used in different domains. Hence, it provides an avenue for method transfer between domains.

The proposed scheme relies on the ability to compute set projections or inner approximations thereof. Thus, future work will focus on the further development of these methods.

APPENDIX I PROOFS

Proof of Lemma 1: Start at a leaf $l \in \mathcal{L}$ of the interaction tree G . The parent of subsystem l is unique by Assumption 1 [106, Cor 1.5.2]. Thus, $x_{\mathcal{W}_l}$ is well-defined. Hence, by separability of (1) and since $\min_{x,y} f(x) + g(y) = \min_x f(x) + \min_y g(y)$, we can define $V_l(x_{\mathcal{W}_l}) \doteq \min_{x_{\mathcal{L}_l}} f_l(x_{\mathcal{L}_l})$ at all leaves. This matches definition (2) since $\mathcal{C}_l = \emptyset$ and summing over an empty set is zero by convention. At parents $j \in \text{par}(l)$, we apply definition (2) replacing the index j with l . By induction, we proceed recursively until the root-subsystem 1 is reached for which $\text{par}(1) = \emptyset$ and thus $\mathcal{W}_1 = \emptyset$. Hence, at the root, V_1 has no arguments and thus (2) reduces to an optimization problem without arguments of the value function. ■

Proof of Lemma 2: Consider a point $\bar{z} \in \text{dom}(V)$, i.e. $V(\bar{z}) < \infty$. Thus, by (3), there must exist a corresponding \bar{y} such that $F(\bar{y}, \bar{z}) < \infty$, i.e. a \bar{y} such that $(\bar{y}, \bar{z}) \in \text{dom}(F)$. Hence, $\bar{z} \in \text{proj}_{\mathcal{Z}}(\text{dom}(F))$ by definition of $\text{proj}_{\mathcal{Z}}$.

Consider a point $\bar{z} \in \text{proj}_{\mathcal{Z}}(\text{dom}(F))$. By definition of the projection, there exists a corresponding \bar{y} such that $(\bar{y}, \bar{z}) \in \text{dom}(F)$. Hence, $V(\bar{z}) < \infty$ in (3), thus $\bar{z} \in \text{dom}(V)$. ■

REFERENCES

- [1] B. Kim and R. Baldick, "Coarse-grained distributed optimal power flow," *IEEE Transactions on Power Systems*, vol. 12, no. 2, pp. 932–939, 1997.
- [2] T. Erseghe, "Distributed Optimal Power Flow Using ADMM," *IEEE Transactions on Power Systems*, vol. 29, no. 5, pp. 2370–2380, 2014.
- [3] G. Ferro, M. Robba, R. Haider, *et al.*, "A Distributed-Optimization-Based Architecture for Management of Interconnected Energy Hubs," *IEEE Transactions on Control of Network Systems*, vol. 9, no. 4, pp. 1704–1716, 2022.
- [4] E. Camponogara, H. Scherer, L. Biegler, *et al.*, "Hierarchical decompositions for MPC of resource constrained control systems: Applications to building energy management," *Optimization and Engineering*, vol. 22, no. 1, pp. 187–215, 2021.
- [5] B. Coulbeck, M. Brdyś, C. H. Orr, *et al.*, "A hierarchical approach to optimized control of water distribution systems: Part I decomposition," *Optimal Control Applications and Methods*, vol. 9, no. 1, pp. 51–61, 1988.
- [6] A. Shapiro, D. Dentcheva, *et al.*, *Lectures on Stochastic Programming: Modeling and Theory*. Siam, 2014, vol. 16.
- [7] J. Hübner, M. Schmidt, and M. C. Steinbach, "Optimization techniques for tree-structured nonlinear problems," *Computational Management Science*, vol. 17, no. 3, pp. 409–436, 2020.
- [8] F. Pacaud, M. De Lara, J.-P. Chancelier, *et al.*, "Distributed Multistage Optimization of Large-Scale Microgrids Under Stochasticity," *IEEE Transactions on Power Systems*, vol. 37, no. 1, pp. 204–211, 2022.
- [9] A. Kozma, J. V. Fransch, and M. Diehl, "A distributed method for convex quadratic programming problems arising in optimal control of distributed systems," in *52nd IEEE Conference on Decision and Control*, 2013, pp. 1526–1531.
- [10] S. Shin, T. Faulwasser, M. Zanon, *et al.*, "A Parallel Decomposition Scheme for Solving Long-Horizon Optimal Control Problems," in *2019 IEEE 58th Conference on Decision and Control (CDC)*, 2019, pp. 5264–5271.
- [11] Y. Jiang, J. Oravec, B. Houska, *et al.*, "Parallel MPC for Linear Systems With Input Constraints," *IEEE Transactions on Automatic Control*, vol. 66, no. 7, pp. 3401–3408, 2021.
- [12] D. Kouzoupis, E. Klintberg, M. Diehl, *et al.*, "A dual Newton strategy for scenario decomposition in robust multistage MPC," *International Journal of Robust and Nonlinear Control*, vol. 28, no. 6, pp. 2340–2355, 2018.
- [13] B. Kim and R. Baldick, "A comparison of distributed optimal power flow algorithms," *IEEE Transactions on Power Systems*, vol. 15, no. 2, pp. 599–604, 2000.
- [14] T. Erseghe, "A distributed approach to the OPF problem," *EURASIP Journal on Advances in Signal Processing*, vol. 2015, no. 1, p. 45, 2015.
- [15] S. Boyd, N. Parikh, E. Chu, *et al.*, "Distributed Optimization and Statistical Learning via the Alternating Direction Method of Multipliers," *Foundations and Trends® in Machine Learning*, vol. 3, no. 1, pp. 1–122, 2011.
- [16] A. Engelmann, Y. Jiang, B. Houska, *et al.*, "Decomposition of Nonconvex Optimization via Bi-Level Distributed ALADIN," *IEEE Transactions on Control of Network Systems*, vol. 7, no. 4, pp. 1848–1858, 2020.
- [17] A. Engelmann, G. Stomberg, and T. Faulwasser, "An essentially decentralized interior point method for control," in *60th IEEE Conference on Decision and Control*, 2021, pp. 2414–2420.
- [18] B. Houska, J. Fransch, and M. Diehl, "An Augmented Lagrangian Based Algorithm for Distributed NonConvex Optimization," *SIAM Journal on Optimization*, vol. 26, no. 2, pp. 1101–1127, 2016.
- [19] D. P. Bertsekas and J. N. Tsitsiklis, *Parallel and Distributed Computation: Numerical Methods*. Athena Scientific, 1997.
- [20] V. M. Zavala, C. D. Laird, and L. T. Biegler, "Interior-point decomposition approaches for parallel solution of large-scale nonlinear parameter estimation problems," *Chemical Engineering Science*, vol. 63, no. 19, pp. 4834–4845, 2008.
- [21] R. E. Bellman, *Dynamic Programming*. Princeton University Press, 1957.
- [22] U. Bertele and F. Brioschi, *Nonserial Dynamic Programming*. New York: Academic Press Inc, 1972.
- [23] A. O. Esogbue and B. R. Marks, "Non-Serial Dynamic Programming – A Survey," *Operational Research Quarterly*, vol. 25, no. 2, pp. 253–265, 1974. JSTOR: 3008367.
- [24] W. B. Powell, *Approximate Dynamic Programming: Solving the Curses of Dimensionality*, 2. edition. Hoboken, NJ: Wiley, 2011.
- [25] L. Vandenberghe and M. S. Andersen, "Chordal Graphs and Semidefinite Optimization," *Foundations and Trends® in Optimization*, vol. 1, no. 4, pp. 241–433, 2015.
- [26] Y. Jiang, D. Kouzoupis, H. Yin, *et al.*, "Decentralized Optimization Over Tree Graphs," *Journal of Optimization Theory and Applications*, vol. 189, no. 2, pp. 384–407, 2021.
- [27] D. Bertsekas, *Dynamic Programming and Optimal Control*, 4th ed. Nashua, NH: Athena Scientific, 2017.
- [28] J. Björnberg and M. Diehl, "Approximate robust dynamic programming and robustly stable MPC," *Automatica*, vol. 42, no. 5, pp. 777–782, 2006.
- [29] D. Q. Mayne, "Control of Constrained Dynamic Systems," *European Journal of Control*, vol. 7, no. 2, pp. 87–99, 2001.
- [30] D. Angeli, A. Casavola, G. Franzè, *et al.*, "An ellipsoidal off-line MPC scheme for uncertain polytopic discrete-time systems," *Automatica*, vol. 44, no. 12, pp. 3113–3119, 2008.
- [31] S. Rakovic, E. Kerrigan, D. Mayne, *et al.*, "Reachability analysis of discrete-time systems with disturbances," *IEEE Transactions on Automatic Control*, vol. 51, no. 4, pp. 546–561, 2006.
- [32] C. N. Jones and M. Morari, "Polytopic Approximation of Explicit Model Predictive Controllers," *IEEE Transactions on Automatic Control*, vol. 55, no. 11, pp. 2542–2553, 2010.
- [33] A. Papavasiliou, Y. Mou, L. Cambier, *et al.*, "Application of Stochastic Dual Dynamic Programming to the Real-Time Dispatch of Storage Under Renewable Supply Uncertainty," *IEEE Transactions on Sustainable Energy*, vol. 9, no. 2, pp. 547–558, 2018.
- [34] R. J. Pinto, C. T. Borges, and M. E. P. Maceira, "An Efficient Parallel Algorithm for Large Scale Hydrothermal System Operation Planning," *IEEE Transactions on Power Systems*, vol. 28, no. 4, pp. 4888–4896, 2013.
- [35] J. Zhu, X. Mo, Y. Xia, *et al.*, "Fully-Decentralized Optimal Power Flow of Multi-Area Power Systems Based on Parallel Dual Dynamic Programming," *IEEE Transactions on Power Systems*, vol. 37, no. 2, pp. 927–941, 2022.

- [36] B. Flamm, A. Eichler, J. Warrington, *et al.*, “Dual Dynamic Programming for Nonlinear Control Problems over Long Horizons,” in *2018 European Control Conference (ECC)*, 2018, pp. 471–476.
- [37] N. Löhndorf, D. Wozabal, and S. Minner, “Optimizing Trading Decisions for Hydro Storage Systems Using Approximate Dual Dynamic Programming,” *Operations Research*, vol. 61, no. 4, pp. 810–823, 2013. JSTOR: 23481798.
- [38] A. B. Philpott and Z. Guan, “On the convergence of stochastic dual dynamic programming and related methods,” *Operations Research Letters*, vol. 36, no. 4, pp. 450–455, 2008.
- [39] N. Alguacil and A. Conejo, “Multiperiod optimal power flow using Benders decomposition,” *IEEE Transactions on Power Systems*, vol. 15, no. 1, pp. 196–201, 2000.
- [40] C. Füllner and S. Rebennack, *Stochastic Dual Dynamic Programming And Its Variants – A Review*, 2021. Optimization Online: 16920.
- [41] D. Mayorga Gonzalez, J. Hachenberger, J. Hinker, *et al.*, “Determination of the Time-Dependent Flexibility of Active Distribution Networks to Control Their TSO-DSO Interconnection Power Flow,” in *2018 Power Systems Computation Conference (PSCC)*, 2018, pp. 1–8.
- [42] F. Capitanescu, “TSO–DSO interaction: Active distribution network power chart for TSO ancillary services provision,” *Electric Power Systems Research*, vol. 163, pp. 226–230, 2018.
- [43] J. Silva, J. Sumaili, R. J. Bessa, *et al.*, “Estimating the active and reactive power flexibility area at the TSO-DSO interface,” *IEEE Transactions on Power Systems*, vol. 33, no. 5, pp. 4741–4750, 2018.
- [44] D. A. Contreras and K. Rudion, “Improved Assessment of the Flexibility Range of Distribution Grids Using Linear Optimization,” in *2018 Power Systems Computation Conference (PSCC)*, 2018, pp. 1–7.
- [45] N. Nazir and M. Almalkhi, “Grid-Aware Aggregation and Realtime Disaggregation of Distributed Energy Resources in Radial Networks,” *IEEE Transactions on Power Systems*, vol. 37, no. 3, pp. 1706–1717, 2022.
- [46] A. G. Givisiez, K. Petrou, and L. F. Ochoa, “A Review on TSO-DSO Coordination Models and Solution Techniques,” *Electric Power Systems Research*, vol. 189, p. 106659, 2020.
- [47] Z. Tan, H. Zhong, J. Wang, *et al.*, “Enforcing Intra-Regional Constraints in Tie-Line Scheduling: A Projection-Based Framework,” *IEEE Transactions on Power Systems*, vol. 34, no. 6, pp. 4751–4761, 2019.
- [48] L. Zhao, H. Hao, and W. Zhang, “Extracting flexibility of heterogeneous deferrable loads via polytopic projection approximation,” in *55th IEEE Conference on Decision and Control*, 2016, pp. 6651–6656.
- [49] F. L. Müller, J. Szabó, O. Sundström, *et al.*, “Aggregation and Disaggregation of Energetic Flexibility From Distributed Energy Resources,” *IEEE Transactions on Smart Grid*, vol. 10, no. 2, pp. 1205–1214, 2019.
- [50] E. Kellerer and F. Steinke, “Scalable Economic Dispatch for Smart Distribution Networks,” *IEEE Transactions on Power Systems*, vol. 30, no. 4, pp. 1739–1746, 2015.
- [51] F. Capitanescu, “Computing Cost Curves of Active Distribution Grids Aggregated Flexibility for TSO-DSO Coordination,” *IEEE Transactions on Power Systems*, pp. 1–4, 2023.
- [52] Z. Tan, Z. Yan, H. Zhong, *et al.*, “Non-Iterative Solution for Coordinated Optimal Dispatch Via Equivalent Projection—Part II: Method and Applications,” *IEEE Transactions on Power Systems*, pp. 1–10, 2023.
- [53] M. P. Evans, S. H. Tindemans, and D. Angeli, “Flexibility Framework With Recovery Guarantees for Aggregated Energy Storage Devices,” *IEEE Transactions on Smart Grid*, vol. 13, no. 5, pp. 3519–3531, 2022.
- [54] D. Angeli, Z. Dong, and G. Strbac, *Exact aggregate models for optimal management of heterogeneous fleets of storage devices*, 2021. arXiv: 2111.02395.
- [55] E. Öztürk, K. Rheinberger, T. Faulwasser, *et al.*, “Aggregation of Demand-Side Flexibilities: A Comparative Study of Approximation Algorithms,” *Energies*, vol. 15, no. 7, p. 2501, 2022.
- [56] R. R. Appino, V. Hagenmeyer, and T. Faulwasser, “Towards Optimality Preserving Aggregation for Scheduling Distributed Energy Resources,” *IEEE Transactions on Control of Network Systems*, vol. 8, no. 3, pp. 1477–1488, 2021.
- [57] C. N. Jones, “Polyhedral Tools for Control,” Ph.D. dissertation, University of Cambridge, 2005.
- [58] M. Herceg, M. Kvasnica, C. N. Jones, *et al.*, “Multi-Parametric Toolbox 3.0,” in *2013 European Control Conference (ECC)*, 2013, pp. 502–510.
- [59] S. M. Harwood and P. I. Barton, “How to solve a design centering problem,” *Mathematical Methods of Operations Research*, vol. 86, no. 1, pp. 215–254, 2017.
- [60] O. Stein, “How to solve a semi-infinite optimization problem,” *European Journal of Operational Research*, vol. 223, no. 2, pp. 312–320, 2012.
- [61] H. Djelassi, A. Mitsos, and O. Stein, “Recent advances in nonconvex semi-infinite programming: Applications and algorithms,” *EURO Journal on Computational Optimization*, vol. 9, p. 100006, 2021.
- [62] F. Bullo, *Lectures on Network Systems*. North Charleston, South Carolina: CreateSpace Independent Publishing Platform, 2018.
- [63] A. Rosenthal, “Dynamic Programming is Optimal for Nonserial Optimization Problems,” *SIAM Journal on Computing*, vol. 11, no. 1, pp. 47–59, 1982.
- [64] S. Kim, M. Kojima, and P. Toint, “Recognizing underlying sparsity in optimization,” *Mathematical Programming*, vol. 119, no. 2, pp. 273–303, 2009.
- [65] S. K. Pakazad, A. Hansson, M. S. Andersen, *et al.*, “Distributed primal–dual interior–point methods for solving tree-structured coupled convex problems using message-passing,” *Optimization Methods and Software*, vol. 32, no. 3, pp. 401–435, 2017.
- [66] J. Nocedal and S. Wright, *Numerical Optimization*. Springer Science & Business Media, New York, 2006.
- [67] S. Shin, V. M. Zavala, and M. Anitescu, “Decentralized Schemes With Overlap for Solving Graph-Structured Optimization Problems,” *IEEE Transactions on Control of Network Systems*, vol. 7, no. 3, pp. 1225–1236, 2020.
- [68] J. Jalving, S. Shin, and V. M. Zavala, “A graph-based modeling abstraction for optimization: Concepts and implementation in Plasmojl,” *Mathematical Programming Computation*, vol. 14, no. 4, pp. 699–747, 2022.
- [69] A. V. Fiacco and Y. Ishizuka, “Sensitivity and stability analysis for nonlinear programming,” *Annals of Operations Research*, vol. 27, no. 1, pp. 215–235, 1990.
- [70] A. Bemporad, M. Morari, V. Dua, *et al.*, “The explicit solution of model predictive control via multiparametric quadratic programming,” in *IEEE American Control Conference (ACC)*, vol. 2, 2000, pp. 872–876.
- [71] A. Keshavarz and S. Boyd, “Quadratic approximate dynamic programming for input-affine systems,” *International Journal of Robust and Nonlinear Control*, vol. 24, no. 3, pp. 432–449, 2014.
- [72] D. A. C. Narciso, I. Pappas, F. G. Martins, *et al.*, “A new solution strategy for multiparametric quadratic programming,” *Computers & Chemical Engineering*, vol. 164, p. 107882, 2022.
- [73] V. DeMiguel and F. J. Nogales, “On Decomposition Methods for a Class of Partially Separable Nonlinear Programs,” *Mathematics of Operations Research*, vol. 33, no. 1, pp. 119–139, 2008.
- [74] N. Yoshio and L. T. Biegler, “A Nested Schur decomposition approach for multiperiod optimization of chemical processes,” *Computers & Chemical Engineering*, vol. 155, p. 107509, 2021.
- [75] S. Tu, A. Wächter, and E. Wei, “A Two-Stage Decomposition Approach for AC Optimal Power Flow,” *IEEE Transactions on Power Systems*, vol. 36, no. 1, pp. 303–312, 2021.
- [76] A. Engelmann, S. Shin, F. Pacaud, *et al.*, *Scalable Primal Decomposition Schemes for Large-Scale Infrastructure Networks*, (under review), 2022. arXiv: 2212.11571.
- [77] R. T. Rockafellar and R. J.-B. Wets, *Variational Analysis*. Berlin Heidelberg: Springer-Verlag, 1998.
- [78] B. S. Mordukhovich, *Variational Analysis and Generalized Differentiation I: Basic Theory*, 1st ed. 2006, Corr. 2nd printing 2012 edition. Berlin: Springer, 2005.
- [79] C. N. Jones, E. C. Kerrigan, and J. M. Maciejowski, “On Polyhedral Projection and Parametric Programming,” *Journal of Optimization Theory and Applications*, vol. 138, no. 2, pp. 207–220, 2008.
- [80] B. Legat, R. Deits, M. Forets, *et al.*, *Juliapolyhedra/polyhedra.jl: V0.7.6*, version v0.7.6, 2023.
- [81] K. Fukuda and A. Prodon, “Double description method revisited,” in *Combinatorics and Computer Science*, Berlin, Heidelberg: Springer, 1996, pp. 91–111.
- [82] O. Krause, S. Lehnhoff, E. Handschin, *et al.*, “On feasibility boundaries of electrical power grids in steady state,” *International Journal of Electrical Power & Energy Systems*, vol. 31, no. 9, pp. 437–444, 2009.
- [83] M. Sarstedt, L. Kluß, J. Gerster, *et al.*, “Survey and Comparison of Optimization-Based Aggregation Methods for the Determination of the Flexibility Potentials at Vertical System Interconnections,” *Energies*, vol. 14, no. 3, p. 687, 2021.

- [84] M. Heleno, R. Soares, J. Sumaili, *et al.*, “Estimation of the flexibility range in the transmission-distribution boundary,” in *2015 IEEE Eindhoven PowerTech*, 2015, pp. 1–6.
- [85] E. Polymeneas and S. Meliopoulos, “Aggregate modeling of distribution systems for multi-period OPF,” in *2016 Power Systems Computation Conference (PSCC)*, 2016, pp. 1–8.
- [86] S. Boyd and L. Vandenberghe, *Convex Optimization*. Cambridge University Press, 2004.
- [87] A. Ben-Tal and A. Nemirovski, *Lectures on Modern Convex Optimization: Analysis, Algorithms, and Engineering Applications*. Philadelphia, PA: Society for Industrial and Applied Mathematics, 2001.
- [88] J. K. Scott, D. M. Raimondo, G. R. Marseglia, *et al.*, “Constrained zonotopes: A new tool for set-based estimation and fault detection,” *Automatica*, vol. 69, pp. 126–136, 2016.
- [89] C. Coffrin, R. Bent, K. Sundar, *et al.*, “PowerModels.jl: An Open-Source Framework for Exploring Power Flow Formulations,” in *Power Systems Computation Conference (PSCC)*, 2018, pp. 1–8.
- [90] I. Dunning, J. Huchette, and M. Lubin, “JuMP: A Modeling Language for Mathematical Optimization,” *SIAM Review*, vol. 59, no. 2, pp. 295–320, 2017.
- [91] A. Wächter and L. T. Biegler, “On the implementation of an interior-point filter line-search algorithm for large-scale nonlinear programming,” *Mathematical Programming*, vol. 106, no. 1, pp. 25–57, 2006.
- [92] P. Scokaert, D. Mayne, and J. Rawlings, “Suboptimal model predictive control (feasibility implies stability),” *IEEE Transactions on Automatic Control*, vol. 44, no. 3, pp. 648–654, 1999.
- [93] D. Q. Mayne, J. B. Rawlings, C. V. Rao, *et al.*, “Constrained model predictive control: Stability and optimality,” *Automatica*, vol. 36, no. 6, pp. 789–814, 2000.
- [94] F. Blanchini, “Set invariance in control,” *Automatica*, vol. 35, no. 11, pp. 1747–1767, 1999.
- [95] D. Bertsekas, “Infinite time reachability of state-space regions by using feedback control,” *IEEE Transactions on Automatic Control*, vol. 17, no. 5, pp. 604–613, 1972.
- [96] S. Frank and S. Rebennack, “An introduction to optimal power flow: Theory, formulation, and examples,” *IIE Transactions*, vol. 48, no. 12, pp. 1172–1197, 2016.
- [97] W. Grady, M. Samotyj, and A. Noyola, “The application of network objective functions for actively minimizing the impact of voltage harmonics in power systems,” *IEEE Transactions on Power Delivery*, vol. 7, no. 3, pp. 1379–1386, 1992.
- [98] B. M. Weedy, B. J. Cory, N. Jenkins, *et al.*, *Electric Power Systems*, 5. edition. Chichester: Wiley, 2012.
- [99] T. A. Short, *Electric Power Distribution Handbook*, 2nd edition. Boca Raton London New York: CRC Press, 2004.
- [100] M. Kalantar-Neyestanaki, F. Sossan, M. Bozorg, *et al.*, “Characterizing the Reserve Provision Capability Area of Active Distribution Networks: A Linear Robust Optimization Method,” *IEEE Transactions on Smart Grid*, vol. 11, no. 3, pp. 2464–2475, 2020.
- [101] N. Majumdar, M. Sarstedt, and L. Hofmann, *Distribution grid power flexibility aggregation at multiple interconnections between the high and extra high voltage grid levels*, 2023. arXiv: 2303.01107.
- [102] M. Sarstedt, L. Kluß, M. Dokus, *et al.*, “Simulation of Hierarchical Multi-Level Grid Control Strategies,” in *International Conference on Smart Grids and Energy Systems*, 2020, pp. 175–180.
- [103] K. Purchala, L. Meeus, D. Van Dommelen, *et al.*, “Usefulness of DC power flow for active power flow analysis,” in *IEEE Power Engineering Society General Meeting, 2005*, 2005, 454–459 Vol. 1.
- [104] B. Stott, J. Jardim, and O. Alsac, “DC Power Flow Revisited,” *IEEE Transactions on Power Systems*, vol. 24, no. 3, pp. 1290–1300, 2009.
- [105] M. Baran and F. Wu, “Optimal sizing of capacitors placed on a radial distribution system,” *IEEE Transactions on Power Delivery*, vol. 4, no. 1, pp. 735–743, 1989.
- [106] R. Diestel, *Graph Theory*. Berlin, Heidelberg: Springer Berlin Heidelberg, 2017, vol. 173.



Alexander Engelmann received the M.Sc. degree in electrical engineering and informatics technology and the Ph.D. degree in informatics from the Karlsruhe Institute of Technology, Karlsruhe, Germany, in 2016 and 2020, respectively. Since 2020, he is a postdoctoral researcher at the Institute for Energy Systems, Energy Efficiency and Energy Economics at TU Dortmund University, Dortmund, Germany. His research focuses on distributed optimization and optimal control for power and energy systems.



Maisa Beraldo Bandeira studied Control and Automation engineering at Universidade Federal de Santa Catarina in Brazil. In 2022, she received the M.Sc. degree and started pursuing the Ph.D. degree both in Electrical Engineering and Information Technology at TU Dortmund University. Her research focuses on power aggregation methods for multi voltage level coordination.



Timm Faulwasser has studied Engineering Cybernetics at the University of Stuttgart, with majors in systems and control and philosophy. From 2008 until 2012 he was a member of the International Max Planck Research School for Analysis, Design and Optimization in Chemical and Biochemical Process Engineering Magdeburg. In 2012 he obtained his PhD from the Department of Electrical Engineering and Information Engineering, Otto-von-Guericke-University Magdeburg, Germany. From 2013 to 2016 he was with the Laboratoire d'Automatique, École Polytechnique Fédérale de Lausanne (EPFL), Switzerland, while 2015-2019 he was leading the Optimization and Control Group at the Institute for Automation and Applied Informatics at Karlsruhe Institute of Technology (KIT), where he successfully completed his habilitation in the Department of Informatics in 2020. In November 2019 he joined the Department of Electrical Engineering and Information Technology at TU Dortmund University, Germany. Currently, he serves as associate editor for the *IEEE Transactions on Automatic Control*, the *IEEE Control System Letters*, as well as *Mathematics of Control Systems and Signals*. His main research interests are optimization-based and predictive control of nonlinear systems and networks with applications in energy, process systems engineering, mechatronics, and beyond. Dr. Faulwasser received the 2021-2023 *Automatica Paper Prize*.