

## Measurements of rate coefficients of $\text{CN}^+$ , $\text{HCN}^+$ and $\text{HNC}^+$ collisions with $\text{H}_2$ at cryogenic temperatures

Petr Dohnal,<sup>1</sup> Pavol Jusko,<sup>2, a)</sup> Miguel Jiménez-Redondo,<sup>2</sup> and Paola Caselli<sup>2</sup>

<sup>1)</sup>*Department of Surface and Plasma Science, Faculty of Mathematics and Physics, Charles University, Prague, V Holešovičkách 2, 180 00, Czech Republic*

<sup>2)</sup>*Max Planck Institute for Extraterrestrial Physics, Gießenbachstraße 1, 85748 Garching, Germany*

(Dated: 8 June 2023)

The experimental determination of the reaction rate coefficients for production and destruction of  $\text{HCN}^+$  and  $\text{HNC}^+$  in collisions with  $\text{H}_2$  is presented. A variable temperature 22 pole radio frequency ion trap was used to study the reactions in the temperature range of 17 – 250 K. The obtained rate coefficients for the reaction of  $\text{CN}^+$  and of  $\text{HCN}^+$  with  $\text{H}_2$  are close to the collisional (Langevin) value, whereas that for the reaction of  $\text{HNC}^+$  with  $\text{H}_2$  is quickly decreasing with increasing temperature. The product branching ratios for the reaction of  $\text{CN}^+$  with  $\text{H}_2$  are also reported and show a notable decrease of  $\text{HNC}^+$  product with respect to  $\text{HCN}^+$  product with increasing temperature. These measurements have consequences for current astrochemical models of cyanide chemistry, in particular for the  $\text{HCNH}^+$  cation.



---

<sup>a)</sup>[pjusko@mpe.mpg.de](mailto:pjusko@mpe.mpg.de)

## I. INTRODUCTION

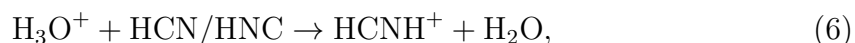
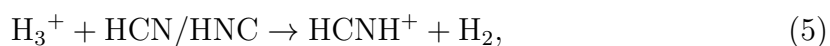
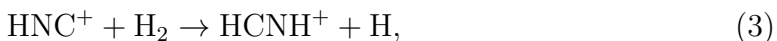
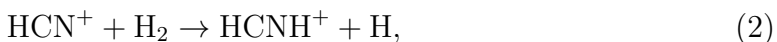
HCN and its higher energy isomer HNC (0.64 eV) are presumably the two simplest isomers in chemistry. On earth, at 300 K, the HCN isomer is populated almost exclusively. Both isomers have been detected in a variety of environments of the interstellar medium (ISM) such as starless cores<sup>1</sup>, diffuse<sup>2</sup>, translucent<sup>3</sup> and dense interstellar clouds<sup>4</sup> and star<sup>5</sup> and planet<sup>6-8</sup> forming regions. Despite the 1.3 eV barrier for isomerization from HCN to HNC<sup>9</sup>, HNC abundances are often found to be comparable to that of HCN, especially in cold environments with temperatures close to 10 K<sup>9-11</sup>. On the other hand, the HCN/HNC abundance ratio was reported to be much greater than one in relatively warm objects such as hot cores or young stellar objects. For example, a HCN/HNC abundance ratio of 13 was observed for IRAS 16293-2422<sup>12</sup>, while in the vicinity of the Orion-KL Nebula this ratio was approximately 80<sup>13</sup>. It has been suggested<sup>9</sup> that the actual HCN/HNC abundance ratio is governed by competing processes in the given environment. However, as noted by Hernández Vera *et al.*<sup>14</sup>, special care needs to be taken in interpreting the observations, as the rate coefficients for HCN and HNC differ significantly, especially when the collision partner is para-H<sub>2</sub>, the dominant form of H<sub>2</sub> in cold gas (e.g. Brünken *et al.*<sup>15</sup>).

One of the main sources of HCN and HNC molecules in the interstellar medium is the dissociative recombination of HCNH<sup>+</sup> ions with electrons



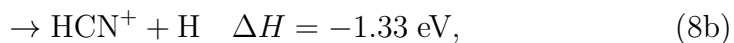
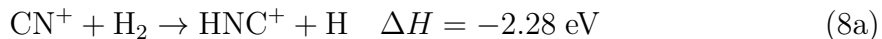
with almost the same probability for the three reaction channels<sup>16</sup>. The principal

processes leading to the formation of  $\text{HCNH}^+$  ions in molecular clouds are<sup>9,17,18</sup>:



where reactions (2) and (3) are thought to be the main pathway for  $\text{HCNH}^+$  formation in dense, cold regions such as L1544<sup>17</sup> while reaction (7) shall dominate in warmer environments<sup>18</sup>. In early times of cloud formation  $\text{HCNH}^+$  ions are presumably produced mainly in reaction (5)<sup>18</sup>.

The processes leading to the production of  $\text{HNC}^+$  and its higher energy isomer  $\text{HCN}^+$  ions (0.94 eV) depend on the physical and chemical conditions of the molecular cloud. In cold and dense regions, these ions are mainly produced by proton transfer reaction of  $\text{H}^+$  with  $\text{HCN/HNC}$  or in collisions of  $\text{CN}^+$  ions with  $\text{H}_2$ <sup>17</sup>



with the enthalpies of formation,  $\Delta H$ , taken from ref.<sup>19</sup>. Reaction (8) was previously studied in SIFT (Selective Ion Flow Tube) experiments at 300 K by Petrie *et al.*<sup>20</sup> and by Scott *et al.*<sup>19</sup> who reported the value of the reaction rate coefficient to be

$1.1 \times 10^{-9} \text{ cm}^3 \text{ s}^{-1}$  and  $1.6 \times 10^{-9} \text{ cm}^3 \text{ s}^{-1}$ , respectively. In both experiments, the observed branching ratio was 0.5 (i. e., the two reaction channels were equally probable). In another SIFT experiment, Raksit, Schiff, and Bohme<sup>21</sup> obtained a value of the reaction rate coefficient of  $1.0 \times 10^{-9} \text{ cm}^3 \text{ s}^{-1}$  at room temperature without distinguishing between reaction products. A slightly higher value of  $1.24 \times 10^{-9} \text{ cm}^3 \text{ s}^{-1}$  was measured by McEwan *et al.*<sup>22</sup> using the Ion Cyclotron Resonance technique (ICR) at near thermal energies. To the best of our knowledge there are no experimental data for reaction (8) obtained at low, astrophysically relevant temperatures.

Reactions (2) and (3) were only studied by Petrie *et al.*<sup>20</sup> at 300 K using the SIFT technique. The measured reaction rate coefficients were  $8.6 \times 10^{-10} \text{ cm}^3 \text{ s}^{-1}$  and  $7.0 \times 10^{-10} \text{ cm}^3 \text{ s}^{-1}$ , respectively. The scarcity of experimental data for these reactions is not surprising as it is very difficult to distinguish between the two isomer forms in experiments solely based on mass spectrometry. Chemical probing is an obvious method to enhance mass sensitive experiments to gain isomer sensitivity<sup>23</sup>.

Photon processes also play an important role in the HCN/HNC (neutral/cation) abundance<sup>24</sup>. Although  $\text{CN}^+$ <sup>25</sup> and  $\text{HCNH}^+$ <sup>26</sup> have been extensively studied experimentally in the mm-wave range, only a Ne matrix IR spectrum<sup>27</sup> and vibrational bands determined by neutral photoelectron spectroscopy<sup>28–30</sup> are available for  $\text{HNC}^+/\text{HCN}^+$  cations. Photon ionisation can be used to produce almost exclusively  $\text{HCN}^+$  from HCN, contrary to  $e^-$  bombardment<sup>31</sup> (see also section II B).

The  $\text{CN}^-$  anion has been extensively studied spectroscopically in the IR<sup>27,32</sup> (vibration) and in the mm-wave range<sup>33,34</sup> (rotation) and consequently detected in space<sup>35</sup>. The  $\text{CN}^-$  anion does not react with  $\text{H}_2$  and only forms a weakly bound complex at low temperatures<sup>32</sup>, therefore we assume it only plays a marginal role in cyano- $\text{H}_2$  chemistry relevant in this context.

Due to the simplicity of the HCN/HNC isomerisation process and the small size of the system it is extensively studied theoretically, often employing very high levels

of theory or to benchmark new methods<sup>36-38</sup>.

The present astrochemical models have difficulties to reproduce the observed  $\text{HCNH}^+/\text{HCN}$  ratios due to potentially missing important pathways or key reactions whose reaction rates are not well constrained<sup>18</sup>. In their recent study, Fontani *et al.*<sup>18</sup> conclude that in order to get the correct molecular abundances, laboratory measurements of reactions (2), (3) and (7) are needed. This paper focuses on the experimental determination of the reaction rate coefficients for reactions (2), (3) and (8) in the temperature range of 17 – 250 K relevant for a variety of astrochemical environments.

## II. METHODS

### A. Experimental setup

The experimental setup is described in detail in<sup>39</sup>, only a short overview will be given here. The ions are produced in the storage ion source (SIS)<sup>40</sup>, mass selected by passing through the first quadrupole mass filter and then refocused on the trap axis using an electrostatic bender. The 22 pole radio frequency ion trap is positioned on a cold head (RDK-101E, Sumitomo) enabling operation down to 4 K. The pressure is measured by a Bayard-Alpert type ionisation gauge calibrated by a capacitance manometer CMR 375 from Pfeiffer. After a set storage time, the trap is opened and the ions exiting the trap are mass selected by the second quadrupole mass spectrometer and detected in a Daly type conversion detector. The trapped ions are cooled in collisions with helium gas that is introduced for a few milliseconds into the trap volume at the beginning of every trapping cycle by a custom piezo valve. This measurement sequence is repeated, usually at 1 Hz repetition rate, until an adequate signal for the set experimental condition is acquired.

To form  $\text{HCN}^+$  and  $\text{HNC}^+$  ions, either acetonitrile ( $\text{CH}_3\text{CN}$ ) or vapors of bromium cyanide ( $\text{BrCN}$ ) with water, producing  $\text{HCN}$ , were continuously leaked into the SIS. When acetonitrile was used, a portion (about 15 %) of ions with mass 27  $m/z$  did not react with hydrogen and oxygen molecules. Here and in the following text  $m/z$  denotes mass to charge ratio. We assume that this non-reacting fraction consists of  $\text{C}_2\text{H}_3^+$  ions. The production of non reactive species was not observed when bromium cyanide was used as a precursor gas in the SIS.

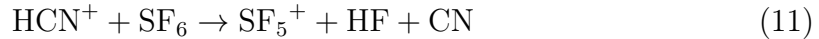
In experiments focused on the reaction of  $\text{CN}^+$  with  $\text{H}_2$ , the use of acetonitrile led to high fraction of ions with mass 26  $m/z$  (almost 50 %) not reacting with  $\text{H}_2$  nor  $\text{O}_2$ . We tentatively identified these ions as  $\text{C}_2\text{H}_2^+$  with reported reaction rates with  $\text{H}_2$  at least 3 orders of magnitude lower<sup>41</sup> than for  $\text{CN}^+ + \text{H}_2$  and described as “no reaction/ slow”<sup>42</sup> for  $\text{C}_2\text{H}_2^+ + \text{O}_2$ , in comparison to reaction of  $\text{CN}^+$  with atomic O with the reaction rate of  $2 \times 10^{-10} \text{ cm}^3 \text{ s}^{-1}$ <sup>42,43</sup>.

## B. Ratio of $\text{HCN}^+$ to $\text{HNC}^+$ in the ion trap

We estimate the relative amount of  $\text{HCN}^+$  to  $\text{HNC}^+$  in the trap using isomer sensitive reaction probing.  $\text{HNC}^+$ , the lower energy isomer by 0.94 eV, and  $\text{HCN}^+$  have different reaction channels in ion-molecule reactions with  $\text{O}_2$



and SF<sub>6</sub>



with all the species in their vibrational ground states. The rate coefficients for reactions (9) and (10) were reported at 300 K as  $5.0 \times 10^{-10} \text{ cm}^3 \text{ s}^{-1}$  and  $3.6 \times 10^{-10} \text{ cm}^3 \text{ s}^{-1}$ , respectively<sup>20</sup>. Reactions with SF<sub>6</sub> (11) and (12) were reported at 300 K as  $1.3 \times 10^{-9} \text{ cm}^3 \text{ s}^{-1}$  and  $1.2 \times 10^{-9} \text{ cm}^3 \text{ s}^{-1}$ , respectively<sup>44</sup>. All those reactions are exothermic.

The number of trapped ions as a function of the storage time with a small amount of O<sub>2</sub> gas (ca.  $5 \times 10^9 \text{ cm}^{-3}$ ) present in the trap volume is plotted in both panels of Fig. 1. The primary ions with mass 27  $m/z$  (HCN<sup>+</sup>, HNC<sup>+</sup>, and C<sub>2</sub>H<sub>3</sub><sup>+</sup>) were produced in the SIS from acetonitrile and then trapped and cooled (translation and vibration) using the initial He pulse. As can be seen from the upper panel of Fig. 1, the main product under these conditions are O<sub>2</sub><sup>+</sup> ions, indicating that the majority of ions with mass 27  $m/z$  are HCN<sup>+</sup>.

At low energies,  $< 0.1 \text{ eV}$ , the collision of HCN<sup>+</sup> with CO or CO<sub>2</sub> leads to the formation of the more stable HNC<sup>+</sup> isomer as a result of double charge transfer in the collisional complex<sup>45</sup>. CO<sub>2</sub> is added into the trap volume to enhance the fraction of the HNC<sup>+</sup> isomer inside the trap using the catalytic reaction



The number density of CO<sub>2</sub> used in the experiments (order of magnitude or more than other reactants) ensures that the isomerisation reaction is dominant over reactions with O<sub>2</sub> for HNC<sup>+</sup>/HCN<sup>+</sup> ratio estimation or with H<sub>2</sub> for reaction rates.

The lower panel of Fig. 1 illustrates the typical HNC<sup>+</sup> enrichment using the CO<sub>2</sub>

technique. The dominant product in the  $\text{O}_2$  probing reaction is  $\text{HNCO}^+$ , implying that the most prevalent isomer is  $\text{HNC}^+$ . The actual fractions of  $\text{HCN}^+$  and  $\text{HNC}^+$  were calculated by solving a set of corresponding balance equations (see section Data analysis) and extrapolating the numbers of ions of the given species in the trap to the time of 500 ms. Analogous results were obtained with  $\text{SF}_6$  used as a probe gas.

It is important to note, that the addition of  $\text{CO}_2$  directly to the ion source did not lead to a substantial change in the measured fractional populations of  $\text{HCN}^+$  and  $\text{HNC}^+$  in the trap. We attribute this behaviour to the relatively high energy of ions in the source. Ions just produced by electron bombardment are substantially more energetic than few hundred meV, which is required for reaction (13) to be dominant over a simple no-isomerisation collision.

### C. Data analysis

By integrating the chemical rate equations for the ion number densities over the trap volume, balance equations describing time evolutions of the number of trapped ions  $n_i$  are obtained. As an example, for the reaction of  $\text{HCN}^+$  with  $\text{H}_2$  the corresponding balance equation can be written as

$$\frac{dn_{\text{HCN}^+}}{dt} = -k_{\text{HCN}^+}^{\text{H}_2} [\text{H}_2] n_{\text{HCN}^+}, \quad (14)$$

where  $k_{\text{HCN}^+}^{\text{H}_2}$  is the binary rate coefficient for the reaction of  $\text{HCN}^+$  with  $\text{H}_2$  and  $[\text{H}_2]$  is the  $\text{H}_2$  number density. When evaluating the time dependencies of the number of ions in the trap, the quantities that are obtained by fitting the set of appropriate balance equations to the measured data are reaction rates, i. e., the reaction rate



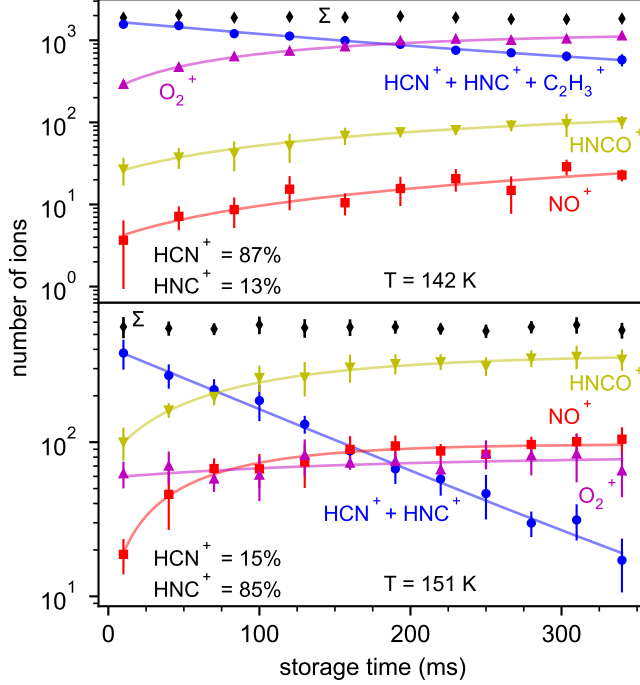


FIG. 1:  $\text{HCN}^+/\text{HNC}^+$  isomer ratio determination using  $\text{O}_2$  probing gas. Upper panel: conditions with prevalent higher energy  $\text{HCN}^+$  isomer, formed predominantly in the ion source. Lower panel: conditions with prevalent  $\text{HNC}^+$  isomer, using the  $\text{CO}_2$  conversion reaction (13). The sum of all the ions in the trap is denoted by  $\Sigma$ . The full lines are the results of fit of the data by solving set of corresponding balance equations. See reactions (9) and (10) and text.

for reaction (14) is  $k_{\text{HCN}^+}^{\text{H}_2}[\text{H}_2]$ . The reaction rate coefficient is then determined from the slope of the dependence of the reaction rate on the number density of the corresponding reactant at the given temperature (for a detailed description of the fitting procedure see ref.<sup>39</sup>). Throughout the text, quoted uncertainties are statistical errors of the corresponding fitting procedures. The systematic error, arising mainly from the uncertainty in pressure calibration, is estimated to be 20 %<sup>39</sup>.

### III. RESULTS AND DISCUSSIONS

#### A. $\text{HCN}^+ + \text{H}_2$

The reaction of  $\text{HCN}^+$  with  $\text{H}_2$  was studied in the temperature range of 17–250 K. An example of the measured time dependence of the number of ions in trap when  $\text{HCN}^+$  was the dominant isomer is shown in Fig. 2. As the  $\text{HCN}^+$  ions react with molecular hydrogen,  $\text{HCNH}^+$  ions are formed as the only product of the reaction. Similar data were obtained at each temperature for several values of hydrogen number density in order to evaluate the reaction rate coefficients (see Fig. 3 for a typical reaction rate plot as a function of number density). The results are plotted in Fig. 4 as down facing triangles. The collisional Langevin reaction rate coefficient for this reaction is  $1.54 \times 10^{-9} \text{ cm}^3 \text{ s}^{-1}$  using  $\text{H}_2$  polarisability from ref<sup>46</sup>. As can be seen from Fig. 4, the obtained value of the reaction rate coefficients are constant in the studied temperature range and slightly lower than the Langevin reaction rate coefficient.

The reaction of  $\text{HCN}^+$  with  $\text{H}_2$  was previously studied by Petrie *et al.*<sup>20</sup> at 300 K using a selected-ion flow tube (SIFT) experiment.  $\text{CF}_4$  and  $\text{SF}_6$  were used as probe gases to distinguish between  $\text{HCN}^+$  and  $\text{HNC}^+$  ions in the SIFT experiments<sup>20,44</sup>. Contrary to what Petrie *et al.*<sup>44</sup> thought at that time, the ground vibrational state of  $\text{HCN}^+$  does not react with  $\text{CF}_4$ <sup>45</sup> indicating that a substantial fraction of  $\text{HCN}^+$  ions in their experiment<sup>20</sup> was, in fact, vibrationally excited. This could be a possible explanation for the almost 40 % difference between the SIFT data and the reaction rate coefficient obtained at the highest temperature of 250 K in the present study.

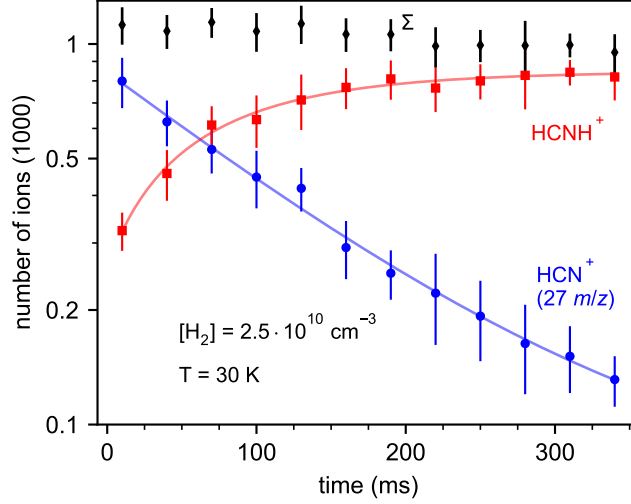


FIG. 2: Number of ions as a function of trapping time. Typical number of  $\text{HCN}^+$  reactants (contains traces of  $\text{HNC}^+$  and  $\text{C}_2\text{H}_3^+$ ) and  $\text{HCNH}^+$  product ions shown at the trap temperature of  $T = 30$  K. Deviation from ideal exponential decay to exponential decay with offset, caused by the non reactive  $\text{C}_2\text{H}_3^+$ , can be seen around 300 ms. The sum of all stored ions is denoted by  $\Sigma$ .

## B. $\text{HNC}^+ + \text{H}_2$

In order to study the reaction of  $\text{HNC}^+$  ions with  $\text{H}_2$ , we first trapped the  $\text{HCN}^+$  ions (with a small fraction of non reactive  $\text{C}_2\text{H}_3^+$  ions) and converted them to  $\text{HNC}^+$  ions inside the 22 pole trap by applying the isomerization reaction (13) with  $\text{CO}_2$ <sup>45</sup>. The  $\text{CO}_2$  number density was high enough to ensure that the majority of the  $\text{HCN}^+$  ions was converted to  $\text{HNC}^+$  before the measurement of the reaction with  $\text{H}_2$  was performed. The only observed product of the reaction were  $\text{HCNH}^+$  ions. For temperatures above 80 K, the  $\text{CO}_2$  gas was added directly into the trap, as the vapour pressure of  $\text{CO}_2$  was sufficient ( $4 \times 10^{-6}$  Pa at 80 K<sup>47</sup>). For lower temperatures, 30 K and 70 K, the  $\text{CO}_2$  had to be mixed with the helium buffer gas and pulsed at the beginning of each trapping cycle. The charge transfer reaction between  $\text{N}_2^+$  and  $\text{CO}_2$  was used to check and confirm the presence of sufficient  $\text{CO}_2$  number densities. While

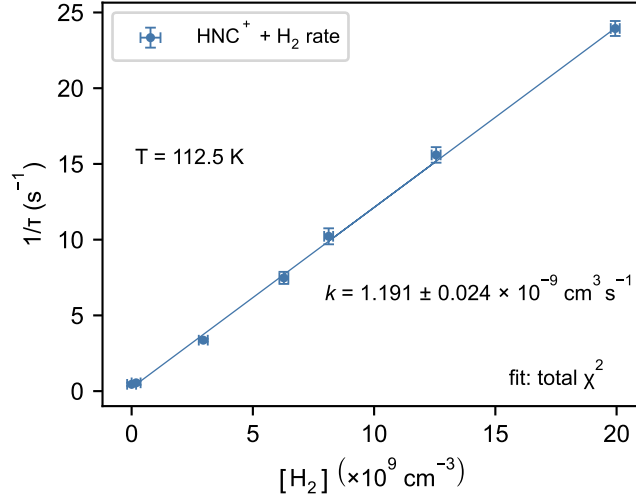


FIG. 3: Typical rate of the reaction as a function of H<sub>2</sub> number density in the trap, here depicted for reaction (3) at the trap temperature of  $T = 112.5$  K. The slope corresponds to the rate coefficient  $k$  (see text and ref. <sup>39</sup>).

no depletion of CO<sub>2</sub> was observed down to 70 K, below this temperature the CO<sub>2</sub> number density started to decrease reaching our detection limit between 30 – 40 K. Although the value of the reaction rate coefficient obtained for temperature of 30 K corresponds to a mixture of ions with mass 27  $m/z$  dominated by HNC<sup>+</sup>, we are unable to quantify the isomeric ratio.

The measured value of the reaction rate coefficient is approximately half of the collisional Langevin rate coefficient at 250 K and increases with decreasing temperature (see Fig. 4). The 300 K SIFT value reported by Petrie *et al.* <sup>44</sup> is in very good agreement with our data.

### C. CN<sup>+</sup> + H<sub>2</sub>

The CN<sup>+</sup> ions were produced in the SIS from bromium cyanide with an admixture of water vapours. The majority of the trapped ions with mass 26  $m/z$  reacted with

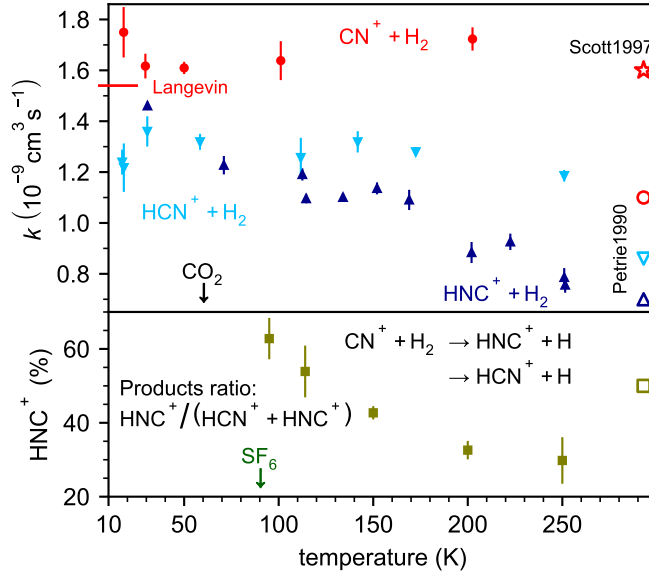


FIG. 4: Reaction rate coefficients for the reactions of  $\text{CN}^+$  (full red circles),  $\text{HCN}^+$  (full cyan down facing triangles) and  $\text{HNC}^+$  (full dark blue up facing triangles) with  $\text{H}_2$  (top) and branching ratio for the  $\text{CN}^+ + \text{H}_2$  reaction (bottom). Open symbols denote values obtained in previous studies (star<sup>19</sup>, the rest<sup>20</sup>). The corresponding value of the Langevin reaction rate coefficient is  $1.54 \times 10^{-9} \text{ cm}^3 \text{ s}^{-1}$  (for all the reactions). The down pointing arrows labelled  $\text{CO}_2$  and  $\text{SF}_6$  show the freeze out temperature of the respective reactants (for details see text).

hydrogen, which was leaked directly into the trap, implying that there was only a small fraction of  $\text{C}_2\text{H}_2^+$  ions present in the trap during these experiments<sup>45</sup>. The value of the reaction rate coefficient for reaction of  $\text{CN}^+$  with  $\text{H}_2$  was measured in the temperature range of 17 – 200 K. The results are shown in Fig. 4. The obtained value is close to the collisional Langevin reaction rate coefficient. No significant temperature dependence was observed. Our data are in excellent agreement with the study by Scott *et al.*<sup>19</sup> performed at 300 K.

The reaction of  $\text{CN}^+$  with  $\text{H}_2$  results in the production of  $\text{HCN}^+$  and  $\text{HNC}^+$  ions. As both these products subsequently react with hydrogen (see above), it was impossible to determine the product branching ratio with hydrogen continuously added

into the trap. Instead, we added a small amount of  $\text{H}_2$  (approximately 0.2 %) to the short helium pulse that is used to cool down ions at the beginning of each trapping period. In this way, we were able to maximize the amount of produced primary ions ( $\text{HCN}^+$  and  $\text{HNC}^+$ ) and to minimize the subsequent formation of secondary ions ( $\text{HCNH}^+$ ).

The actual product branching ratio was determined by utilizing different reactivity of  $\text{HCN}^+$  and  $\text{HNC}^+$  ions with  $\text{SF}_6$ , which was added directly into the trap. An example of the measured number of ions in the trap as a function of storage time is shown in Fig. 5.  $\text{SF}_5^+$  is formed in reactions of  $\text{CN}^+$  as well as  $\text{HCN}^+$  and vibrationally excited  $\text{HNC}^+$  with  $\text{SF}_6$ , i. e., this channel is not suitable for product isomer probing. Solely  $\text{HNC}^+$  ions in the ground state reacting with  $\text{SF}_6$  do form  $\text{HNCF}^+$ . Therefore, the  $\text{HNC}^+$  fraction was determined from the increase of the number of  $\text{HNCF}^+$  ions compared to the decrease of the ions of mass 27  $m/z$ . The measured  $\text{HNC}^+/\text{HCN}^+$  product branching ratios are shown in lower panel of Fig. 4. At 250 K, almost 70 % of all ions produced in reaction of  $\text{CN}^+$  with  $\text{H}_2$  are  $\text{HCN}^+$ . As the temperature decreases, reaction (8) results in larger fraction of produced  $\text{HNC}^+$  ions and below 100 K the  $\text{HNC}^+$  channel of reaction (8) accounts for more than 60 % of total produced ions.

This is in disagreement with results of Petrie *et al.*<sup>44</sup> who observed the same probability of both channels of reaction (8) at 300 K. As discussed above in relation with the study of the reaction of  $\text{HCN}^+$  with  $\text{H}_2$ , it is possible that the  $\text{CN}^+$  ions in the study by Petrie *et al.*<sup>44</sup> were vibrationally excited. While we are absolutely certain that in our experiment the primary  $\text{CN}^+$  ions are in their vibrational ground state, we can not rule out that some of the  $\text{HCN}^+$  and  $\text{HNC}^+$  ions produced inside the trap (reaction (8)) possess some vibrational excitation. As reaction (8a) is exothermic by 2.28 eV<sup>19</sup>,  $\text{HNC}^+$  ions can have enough internal energy available to form  $\text{SF}_5^+$  ions in reaction with  $\text{SF}_6$ <sup>45</sup> and thus influence our data analysis to overestimate the

$\text{HCN}^+$  fraction of produced ions. Therefore, our  $\text{HNC}^+/\text{HCN}^+$  product branching ratios shall be interpreted as lower limit; the ratio may be higher, but not lower than reported.

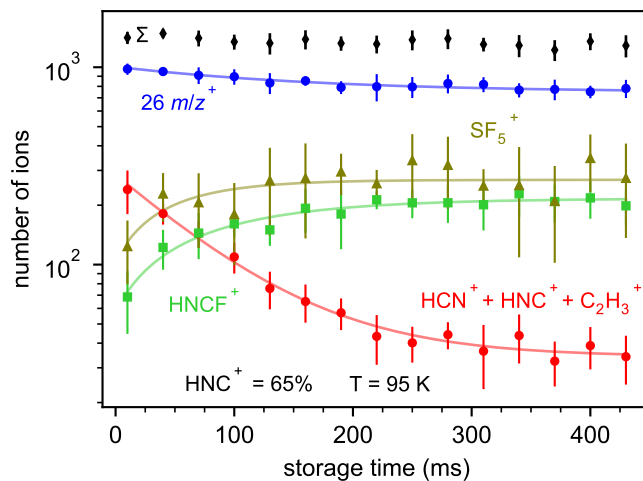


FIG. 5: Determination of the ratio of the products of the  $\text{CN}^+ + \text{H}_2$  reaction.  $\text{SF}_6$  was used as a reaction product isomer probing gas. The  $\text{SF}_5^+$  ions are products of the reaction of either  $\text{CN}^+$  or  $\text{HCN}^+$  with  $\text{SF}_6$ . Only ground state  $\text{HNC}^+$  produces  $\text{HNCF}^+$  in reaction with  $\text{SF}_6$ . The  $\text{HNC}^+$  fraction is determined from the increase of number of  $\text{HNCF}^+$  ions compared to the decrease of number of ions with mass  $27 m/z$ . The primary mass  $26 m/z$  corresponds to an undetermined ratio of  $\text{CN}^+$  and  $\text{C}_2\text{H}_2^+$ ; the latter is non reactive. The ion signal for  $\text{SF}_5^+$  is multiplied by a factor of 5.5 to account for the sensitivity of the detection system.

#### D. $\text{CN}^+ + \text{O}_2$

The reaction rate coefficient for reaction



was determined between 100 and 230 K. Acetonitrile (all temperatures) and bromium cyanide with admixture of water vapours (152 K) were used as precursors to form  $\text{CN}^+$  ions in the SIS (see Fig. 6). The major product of the reaction is  $\text{O}_2^+$ , accounting for more than 80 % of the produced ions, followed by  $\text{NCO}^+$  (less than 20 % of product ions) and  $\text{NO}^+$  (few percent of produced ions).  $\text{NCO}^+$  ions reacted slowly with  $\text{O}_2$ , complicating the determination of the product branching ratios. For comparison, Raksit, Schiff, and Bohme<sup>21</sup> reported the product branching ratios for reaction (15) as 0.6:0.2:0.2 at room temperature.

The measured rate coefficient shows a very steep increase with decreasing temperature and is in a good agreement with the previous 300 K SIFT experimental value<sup>21</sup>. Although the corresponding collisional Langevin reaction rate coefficient  $k_L = 7.8 \times 10^{-10} \text{ cm}^3 \text{ s}^{-1}$  is of the same order of magnitude as the experimentally determined rate coefficient, the comparison is only made for reference as the measured dependence implies a barrier in the reaction path of the overall exothermic reaction.

### E. Attempt at electronic spectroscopy of $\text{HNC}^+$

We attempted to perform electronic spectroscopy of  $\text{HNC}^+$  cation in photon energy range 1.6 – 2.5 eV using a laser induced charge transfer (LICT) action scheme of ions stored in the 22 pole trap at ca. 150 K to avoid any kind of neutral freeze out. The range has been selected for  $X^2\Sigma^+ \rightarrow A^2\Pi$   $\text{HNC}^+$  transition predicted by previous computational results around 2 eV<sup>30</sup>. LICT of  $\text{HNC}^+$  to Xe ( $\Delta \sim 0.1$  eV) as well as to  $\text{CO}_2$  ( $\Delta \sim 1.6$  eV, note that  $\text{CO}_2$  is more suitable for LICT studies of higher energy isomer  $\text{HCN}^+$ )<sup>45</sup> has been attempted using a supercontinuum laser<sup>39</sup> with  $\text{HNC}^+$  ions produced as described in section III B. Unfortunately no action spectroscopic signal could be recorded. While the aforementioned LICT schemes for IR vibrational and VIS electronic studies of  $\text{HNC}^+$  should be straightforward and



very effective, the lack of experimental spectroscopic data for  $\text{HCN}^+/\text{HNC}^+$  in gas phase remains remarkable.

## F. Comparison to other processes involved in $\text{HCNH}^+$ formation in the ISM

A comparison of the reaction rate coefficients obtained in the present study with those measured for other  $\text{HCNH}^+$  formation processes by Clary, Smith, and Adams<sup>48</sup> is shown in Fig. 6. In cold, dense regions of the interstellar medium, the most important gas phase processes for the formation of  $\text{HCN}^+$  and  $\text{HNC}^+$  ions are considered to be<sup>17</sup> reaction (8) and the charge transfer reaction



Clary, Smith, and Adams<sup>48</sup> studied reaction (16) for HCN reactant and reported values of the reaction rate coefficient close to  $1 \times 10^{-8} \text{ cm}^3 \text{ s}^{-1}$  and practically independent on temperature between 205 and 540 K. The calculated exothermicity of reaction (16) is  $8 \pm 10 \text{ meV}^{48}$ , therefore reaction (16) could be slightly endothermic and the value of its reaction rate coefficient at temperatures close to 10 K much lower than that reported by Clary, Smith, and Adams<sup>48</sup> at higher temperatures. In that case, reaction (8) proceeding with almost Langevin reaction rate coefficient, would be the dominant process for  $\text{HCN}^+$  formation in such environments.

Astrochemical databases such as KIDA<sup>49</sup> usually contain the reaction rate coefficients for reactions (2), (3) and (8) that were measured by Petrie *et al.*<sup>20</sup> at 300 K with an unknown fraction of vibrationally excited ions. According to the present data obtained with vibrationally cold ions at low temperatures, the actual values of reaction rate coefficients for reactions (2) and (8) are higher by a factor of up to 1.6.

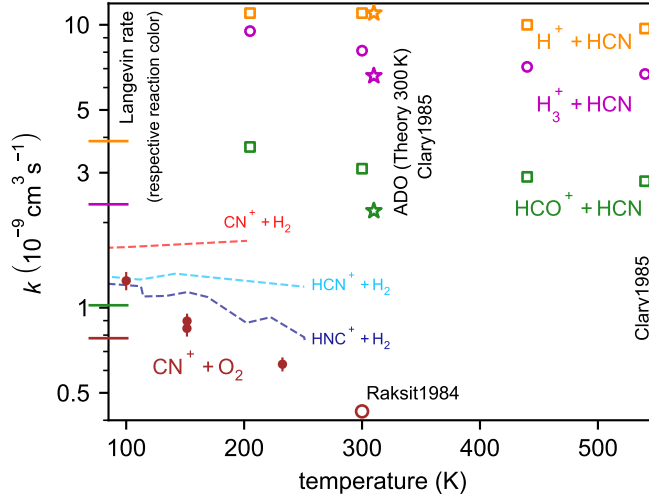


FIG. 6: Rate coefficients of ion-molecule reactions leading to  $\text{HCNH}^+$  as a function of temperature. Data for reaction of  $\text{CN}^+$ ,  $\text{HCN}^+$ , and  $\text{HNC}^+$  with  $\text{H}_2$  from Fig. 4 (dashed lines). Previous experimental data for  $\text{H}^+$ ,  $\text{H}_3^+$ , and  $\text{HCO}^+$  with  $\text{HCN}$  (orange, magenta, green open symbols)<sup>48</sup>, including the theoretical average dipole orientation (ADO) approximation (stars)<sup>48</sup>. Reaction rate of  $\text{CN}^+ + \text{O}_2$  (brown), with previous room temperature SIFT value (brown open circle)<sup>21</sup> shown for reference. Langevin reaction rates are illustrated by horizontal lines on the left abscissa.

In the case of low temperature  $\text{HCNH}^+$  formation in the reaction of  $\text{HNC}^+$  with  $\text{H}_2$  (3) the ratio between our value of the reaction rate coefficient and that in the KIDA entry is almost two. As a result, the astrochemical models employing these database values are probably underestimating the  $\text{HCN}^+/\text{HNC}^+$  and  $\text{HCNH}^+$  formation in cold, dense regions of the interstellar medium.

The branching ratio for reaction (8) is 1:1 in the KIDA database in accordance with the 300 K value reported by Petrie *et al.*<sup>20</sup>. Although our data show that at 250 K almost 70 % of products of reaction (8) are  $\text{HCN}^+$  ions, the branching ratio is close to that in the KIDA database around 100 K. Unfortunately, we were not able to measure the branching ratio of reaction (8) to lower temperatures due to the employed chemical probing scheme. Given the observed temperature dependence,

it is possible that in regions of cold interstellar gas, where reaction (8) is a key formation process for  $\text{HCN}^+$  and  $\text{HNC}^+$  ions, the actual branching ratio strongly favours  $\text{HNC}^+$  production.

### G. Parameterized reaction rates coefficients

The temperature dependent reaction rate coefficients of reactions (2), (3), (8), and, (15) measured in this work have been parameterized using the Arrhenius–Kooij formula as defined in equation (1) in ref.<sup>49</sup>. The results of the least square fit together with the temperature range where the fit is valid, are reported in Table I. The  $\text{CN}^+ + \text{O}_2$  room temperature measurement<sup>21</sup> has been included in the fit. Detailed procedures are available in the data set associated with this work (see section Data Availability).

TABLE I: Parameterized reaction rate coefficients using Arrhenius–Kooij formula<sup>49</sup>  
 $k(T) = A(T/300)^B \exp(-C/T)$ .

Reaction		$T_{\text{range}}$ (K)	$A^a$	$B$	$C^c$
$\text{CN}^+ + \text{H}_2$	(8)	10 – 300	$16.67 \pm 0.29$		
$\text{CN}^+ + \text{O}_2$	(15)	95 – 300	$4.72 \pm 0.26$	$-0.889 \pm 0.075$	
$\text{HCN}^+ + \text{H}_2$	(2)	10 – 300	$12.70 \pm 0.02$		
$\text{HNC}^+ + \text{H}_2$	(3)	10 – 90	$12.70 \pm 0.02^{\&}$		
		90 – 300	$9.52 \pm 0.69$	$-1.02 \pm 0.27$	$88 \pm 34$

Note:  $a$  – in  $10^{-10} \text{ cm}^3 \text{ s}^{-1}$ ;  $c$  – in K;  $\&$  – same as the reaction  $\text{HCN}^+ + \text{H}_2$ ; The statistical errors of the least square fit are reported.

## IV. CONCLUSION

The formation and destruction of  $\text{HCN}^+$  and  $\text{HNC}^+$  isomers in reactions with  $\text{H}_2$  were studied in the temperature range of 17 – 250 K. The values of the reaction rate coefficients for reactions of  $\text{CN}^+$  and  $\text{HCN}^+$  with  $\text{H}_2$  are constant in the studied temperature range and close to the collisional Langevin reaction rate coefficient. The reaction of  $\text{CN}^+$  with  $\text{H}_2$  produces predominantly  $\text{HCN}^+$  at 250 K, but below 100 K,  $\text{HNC}^+$  is favoured. The obtained values of the reaction rate coefficient for the reaction of  $\text{HNC}^+$  with  $\text{H}_2$  decrease with increasing temperature. As current astrophysical databases such as KIDA<sup>49</sup> contain rate coefficients for these key reactions that were obtained at 300 K, in some cases with vibrationally excited ions, we believe that our results will help to improve models of cyanide chemistry in the interstellar medium.

The isomer specific results in this work were achieved solely using chemical probing. This technique is fully dependent on the availability of chemicals with the right energy levels with respect to the isomers being studied. Even then, the process is rather tedious, since several reactants have to be used in sequence (e. g. isomerisation/ reactivity/ probing) with tight control of the real number density inside the trap, especially while lowering the temperature towards the neutral gas freeze out. While we have demonstrated that rf multipole ion traps are a suitable tool for isomer specific studies, the application of novel techniques and schemes based on direct discrimination of ions with different kinetic energy (e. g. the reaction of  $\text{CN}^+$  with  $\text{H}_2$  releases two equal  $m/z$  products with two distinctive total energies), as described in Jusko, Jiménez-Redondo, and Caselli<sup>39</sup>, or indirectly, based on the transfer of the internal excitation to translation energy in a collision with a neutral, as described in the “leak out” method<sup>50</sup>, shall be developed.

## **ACKNOWLEDGMENTS**

This work was supported by the Max Planck Society, Czech Science Foundation (GACR 22-05935S) and COST Action CA17113. The authors gratefully acknowledge the work of the electrical and mechanical workshops and engineering departments of the Max Planck Institute for Extraterrestrial Physics.

## **AUTHOR DECLARATIONS**

### **Conflict of Interest**

The authors have no conflicts to disclose.

### **Author Contributions**

Paola Caselli: Conceptualization, Funding acquisition, Investigation, Writing – review & editing. Petr Dohnal: Conceptualization, Funding acquisition, Investigation, Writing – original draft. Miguel Jiménez-Redondo: Conceptualization, Data curation, Investigation, Writing – review & editing. Pavol Jusko: Conceptualization, Data curation, Investigation, Visualization, Writing – original draft.

## **DATA AVAILABILITY**

The data that support the findings of this study are openly available at <http://doi.org/10.5281/zenodo.7704359>.

## REFERENCES

- <sup>1</sup>Hily-Blant, P., Walmsley, M., Pineau des Forêts, G., and Flower, D., “Nitrogen chemistry and depletion in starless cores,” *A&A* **513**, A41 (2010).
- <sup>2</sup>Liszt, H. and Lucas, R., “Comparative chemistry of diffuse clouds - ii. cn, hcn, hnc, ch<sub>3</sub>cn & n<sub>2</sub>h<sup>+</sup>,” *A&A* **370**, 576–585 (2001).
- <sup>3</sup>B. E. Turner, L. Pirogov, and Y. C. Minh, “The physics and chemistry of small translucent molecular clouds. viii. hcn and hnc,” *The Astrophysical Journal* **483**, 235 (1997).
- <sup>4</sup>G. I. Boger and A. Sternberg, “CN and HCN in dense interstellar clouds,” *The Astrophysical Journal* **632**, 302–315 (2005).
- <sup>5</sup>Godard, B., Falgarone, E., Gerin, M., Hily-Blant, P., and De Luca, M., “Molecular absorption lines toward star-forming regions: a comparative study of hco<sup>+</sup>, hnc, hcn, and cn,” *A&A* **520**, A20 (2010).
- <sup>6</sup>D. Graninger, K. I. Öberg, C. Qi, and J. Kastner, “Hnc in protoplanetary disks,” *The Astrophysical Journal Letters* **807**, L15 (2015).
- <sup>7</sup>L. I. Cleeves, K. I. Öberg, D. J. Wilner, J. Huang, R. A. Loomis, S. M. Andrews, and V. V. Guzman, “Constraining gas-phase carbon, oxygen, and nitrogen in the im lup protoplanetary disk,” *The Astrophysical Journal* **865**, 155 (2018).
- <sup>8</sup>J. B. Bergner, M. Rajappan, and K. I. Öberg, “Hcn snow lines in protoplanetary disks: Constraints from ice desorption experiments,” *The Astrophysical Journal* **933**, 206 (2022).
- <sup>9</sup>J.-C. Loison, V. Wakelam, and K. M. Hickson, “The interstellar gas-phase chemistry of HCN and HNC,” *Monthly Notices of the Royal Astronomical Society* **443**, 398–410 (2014).
- <sup>10</sup>T. Hirota, S. Yamamoto, H. Mikami, and M. Ohishi, “Abundances of hcn and hnc in dark cloud cores,” *The Astrophysical Journal* **503**, 717 (1998).

- <sup>11</sup>Tennekes, P. P., Harju, J., Juvela, M., and Tóth, L. V., “Hcn and hnc mapping of the protostellar core chamaeleon-mms1,” *A&A* **456**, 1037–1043 (2006).
- <sup>12</sup>Schöier, F. L., Jørgensen, J. K., van Dishoeck, E. F., and Blake, G. A., “Does iras 16293-2422 have a hot core? chemical inventory and abundance changes in its protostellar environment,” *A&A* **390**, 1001–1021 (2002).
- <sup>13</sup>P. Schilke, C. M. Walmsley, G. Pineau Des Forets, E. Roueff, D. R. Flower, and S. Guilloteau, “A study of HCN, HNC and their isotopomers in OMC-1. I. Abundances and chemistry.” *A&A* **256**, 595–612 (1992).
- <sup>14</sup>M. Hernández Vera, F. Lique, F. Dumouchel, P. Hily-Blant, and A. Faure, “The rotational excitation of the HCN and HNC molecules by H<sub>2</sub> revisited,” *Monthly Notices of the Royal Astronomical Society* **468**, 1084–1091 (2017).
- <sup>15</sup>S. Brünken, O. Sipilä, E. T. Chambers, J. Harju, P. Caselli, O. Asvany, C. E. Honingh, T. Kaminski, K. M. Menten, J. Stutzki, and S. Schlemmer, “H<sub>2</sub>d<sup>+</sup> observations give an age of at least one million years for a cloud core forming sun-like stars,” *Nature* **516**, 219 (2014).
- <sup>16</sup>J. Semaniak, B. F. Minaev, A. M. Derkach, F. Hellberg, A. Neau, S. Rosén, R. Thomas, M. Larsson, H. Danared, A. Paál, and M. af Ugglas, “Dissociative recombination of hcnh<sup>+</sup>: Absolute cross-sections and branching ratios,” *The Astrophysical Journal Supplement Series* **135**, 275 (2001).
- <sup>17</sup>D. Quénard, C. Vastel, C. Ceccarelli, P. Hily-Blant, B. Lefloch, and R. Bachiller, “Detection of the HC<sub>3</sub>NH<sup>+</sup> and HCNH<sup>+</sup> ions in the L1544 pre-stellar core,” *Monthly Notices of the Royal Astronomical Society* **470**, 3194–3205 (2017).
- <sup>18</sup>F. Fontani, L. Colzi, E. Redaelli, O. Sipilä, and P. Caselli, “First survey of hcnh<sup>+</sup> in high-mass star-forming cloud cores,” *A&A* **651**, A94 (2021).
- <sup>19</sup>G. B. Scott, D. A. Fairley, C. G. Freeman, M. J. McEwan, P. Spanel, and D. Smith, “Gas phase reactions of some positive ions with atomic and molecular hydrogen at 300 k,” *The Journal of Chemical Physics* **106**, 3982–3987 (1997).

- <sup>20</sup>S. Petrie, C. G. Freeman, M. J. McEwan, and E. E. Ferguson, “The ion chemistry of HNC<sup>+</sup>/HCN<sup>+</sup> isomers: astrochemical implications,” *Monthly Notices of the Royal Astronomical Society* **248**, 272–275 (1991).
- <sup>21</sup>A. Raksit, H. Schiff, and D. Bohme, “A selecte ion flow tube study of the kinetics of cn<sup>+</sup> reactions at  $296 \pm 2$  k,” *International Journal of Mass Spectrometry and Ion Processes* **56**, 321–335 (1984).
- <sup>22</sup>M. McEwan, V. Anicich, W. Huntress, P. Kemper, and M. Bowers, “Reactions of cn<sup>+</sup> and c2n<sup>+</sup> ions,” *International Journal of Mass Spectrometry and Ion Physics* **50**, 179–187 (1983).
- <sup>23</sup>M. A. Smith, S. Schlemmer, J. von Richthofen, and D. Gerlich, “Hoc<sup>+</sup> + h<sub>2</sub> isomerization rate at 25 k: Implications for the observed [hco<sup>+</sup>]/[hoc<sup>+</sup>] ratios in the interstellar medium,” *The Astrophysical Journal* **578**, L87 (2002).
- <sup>24</sup>A. Aguado, O. Roncero, A. Zanchet, M. Agúndez, and J. Cernicharo, “The photodissociation of hcn and hnc: Effects on the hnc/hcn abundance ratio in the interstellar medium,” *The Astrophysical Journal* **838**, 33 (2017).
- <sup>25</sup>S. Thorwirth, P. Schreier, T. Salomon, S. Schlemmer, and O. Asvany, “Pure rotational spectrum of cn<sup>+</sup>,” *The Astrophysical Journal Letters* **882**, L6 (2019).
- <sup>26</sup>T. Amano, K. Hashimoto, and T. Hirao, “Submillimeter-wave spectroscopy of hcnh<sup>+</sup> and ch<sub>3</sub>cnh<sup>+</sup>,” *Journal of Molecular Structure* **795**, 190–193 (2006).
- <sup>27</sup>D. Forney, W. E. Thompson, and M. E. Jacox, “The vibrational spectra of molecular ions isolated in solid neon. ix. hcn<sup>+</sup>, hnc<sup>+</sup>, and cn<sup>-</sup>,” *The Journal of Chemical Physics* **97**, 1664–1674 (1992).
- <sup>28</sup>C. Fridh and L. Åsbrink, “Photoelectron and electron impact spectrum of hcn,” *Journal of Electron Spectroscopy and Related Phenomena* **7**, 119–138 (1975).
- <sup>29</sup>J. Eland, T. Field, P. Baltzer, and D. Hirst, “Photoelectron spectra, electronic structure, coincidence spectra and dissociation mechanisms of the hydrogen cyanide cation,” *Chemical Physics* **229**, 149–163 (1998).



- <sup>30</sup>B. Gans, G. A. Garcia, S. Boyé-Péronne, S. T. Pratt, J.-C. Guillemin, A. Aguado, O. Roncero, and J.-C. Loison, “Origin band of the first photoionizing transition of hydrogen isocyanide,” *Phys. Chem. Chem. Phys.* **21**, 2337–2344 (2019).
- <sup>31</sup>A. Wisthaler, A. Hansel, M. Schwarzmann, C. Scheiring, W. Lindinger, and E. E. Ferguson, “Relaxation of vibrationally excited hcn+ and dcn+ ions in collisions with he,” *The Journal of Chemical Physics* **112**, 731–735 (2000).
- <sup>32</sup>F. Dahlmann, P. Jusko, M. Lara-Moreno, P. Halvick, A. N. Marimuthu, T. Michaelsen, R. Wild, K. Geistlinger, S. Schlemmer, T. Stoecklin, R. Wester, and S. Brünken, “Predissociation spectroscopy of cold cn-h2 and cn-d2,” *Molecular Physics* **120**, e2085204 (2022).
- <sup>33</sup>C. A. Gottlieb, S. Brünken, M. C. McCarthy, and P. Thaddeus, “The rotational spectrum of cn<sup>-</sup>,” *The Journal of Chemical Physics* **126**, 191101 (2007).
- <sup>34</sup>T. Amano, “Extended negative glow and “hollow anode” discharges for submillimeter-wave observation of cn-, c2h-, and c4h-,” *The Journal of Chemical Physics* **129**, 244305 (2008).
- <sup>35</sup>Agúndez, M., Cernicharo, J., Guélin, M., Kahane, C., Roueff, E., Klos, J., Aoiz, F. J., Lique, F., Marcelino, N., Goicoechea, J. R., González García, M., Gottlieb, C. A., McCarthy, M. C., and Thaddeus, P., “Astronomical identification of cn-, the smallest observed molecular anion,” *A&A* **517**, L2 (2010).
- <sup>36</sup>T. van Mourik, G. J. Harris, O. L. Polyansky, J. Tennyson, A. G. Császár, and P. J. Knowles, “Ab initio global potential, dipole, adiabatic, and relativistic correction surfaces for the hcn–hnc system,” *The Journal of Chemical Physics* **115**, 3706–3718 (2001).
- <sup>37</sup>T. L. Nguyen, J. H. Baraban, B. Ruscic, and J. F. Stanton, “On the hcn – hnc energy difference,” *The Journal of Physical Chemistry A* **119**, 10929–10934 (2015).
- <sup>38</sup>J. Khalouf-Rivera, M. Carvajal, L. F. Santos, and F. Pérez-Bernal, “Calculation of transition state energies in the hcn–hnc isomerization with an algebraic model,”

- The Journal of Physical Chemistry A* **123**, 9544–9551 (2019).
- <sup>39</sup>P. Jusko, M. Jiménez-Redondo, and P. Caselli, “Cold cas ion trap – 22 pole trap with ring electrodes for astrochemistry,” *Molecular Physics* (2023), [10.1080/00268976.2023.2217744](https://doi.org/10.1080/00268976.2023.2217744).
- <sup>40</sup>D. Gerlich, “Inhomogeneous RF fields: A versatile Tool for the Study of processes with Slow Ions,” in *Adv. Chem. Phys.: State-Selected and State-to-State Ion-Molecule Reaction Dynamics*, Vol. LXXXII, edited by C.-Y. Ng and M. Baer (Wiley, New York, 1992) pp. 1–176.
- <sup>41</sup>D. Smith, J. Glosík, V. Skalský, P. Španěl, and W. Lindinger, “A further investigation of the reaction of  $c_2h_2^+$  with  $h_2$ ,” *International Journal of Mass Spectrometry and Ion Processes* **129**, 145–153 (1993).
- <sup>42</sup>G. B. I. Scott, D. B. Milligan, D. A. Fairley, C. G. Freeman, and M. J. McEwan, “A selected ion flow tube study of the reactions of small  $cmhn^+$  ions with o atoms,” *The Journal of Chemical Physics* **112**, 4959–4965 (2000).
- <sup>43</sup>A. A. Viggiano, D. L. Albritton, F. C. Fehsenfeld, N. G. Adams, D. Smith, and F. Howorka, “Laboratory studies of some ion-atom reactions related to interstellar molecular synthesis.” *The Astrophysical Journal* **236**, 492–497 (1980).
- <sup>44</sup>S. Petrie, C. G. Freeman, M. Meot-Ner, M. J. McEwan, and E. E. Ferguson, “Experimental study of  $hcn^+$  and  $hnc^+$  ion chemistry,” *Journal of the American Chemical Society* **112**, 7121–7126 (1990).
- <sup>45</sup>A. Hansel, M. Glantschnig, C. Scheiring, W. Lindinger, and E. E. Ferguson, “Energy dependence of the isomerization of  $hcn^+$  to  $hnc^+$  via ion molecule reactions,” *The Journal of Chemical Physics* **109**, 1743–1747 (1998).
- <sup>46</sup>Y. Milenko, L. Karnatsevich, and V. Kogan, “On temperature dependence of the polarizability of  $H_2$  and  $D_2$  molecules,” *Physica* **60**, 90–96 (1972).
- <sup>47</sup>C. E. Bryson, V. Cazcarra, and L. L. Levenson, “Sublimation rates and vapor pressures of water, carbon dioxide, nitrous oxide, and xenon,” *Journal of Chemical*

- & *Engineering Data* **19**, 107–110 (1974).
- <sup>48</sup>D. Clary, D. Smith, and N. Adams, “Temperature dependence of rate coefficients for reactions of ions with dipolar molecules,” *Chemical Physics Letters* **119**, 320–326 (1985).
- <sup>49</sup>V. Wakelam, E. Herbst, J.-C. Loison, I. W. M. Smith, V. Chandrasekaran, B. Pavone, N. G. Adams, M.-C. Bacchus-Montabonel, A. Bergeat, K. Béroff, V. M. Bierbaum, M. Chabot, A. Dalgarno, E. F. van Dishoeck, A. Faure, W. D. Geppert, D. Gerlich, D. Galli, E. Hébrard, F. Hersant, K. M. Hickson, P. Honvault, S. J. Klippenstein, S. L. Picard, G. Nyman, P. Pernot, S. Schlemmer, F. Selsis, I. R. Sims, D. Talbi, J. Tennyson, J. Troe, R. Wester, and L. Wiesenfeld, “A kinetic database for astrochemistry (kida),” *The Astrophysical Journal Supplement Series* **199**, 21 (2012).
- <sup>50</sup>P. C. Schmid, O. Asvany, T. Salomon, S. Thorwirth, and S. Schlemmer, “Leak-out spectroscopy, a universal method of action spectroscopy in cold ion traps,” *The Journal of Physical Chemistry A* **126**, 8111–8117 (2022).