

Lost work and exergy: two views of the same concept

Joaquim Anacleto

Departamento de Física da Escola de Ciências e Tecnologia da Universidade de Trás-os-Montes e Alto Douro, Quinta de Prados, 5000-801 Vila Real, Portugal

IFIMUP-IN e Departamento de Física e Astronomia, Faculdade de Ciências, Universidade do Porto, R. do Campo Alegre s/n, 4169-007 Porto, Portugal

e-mail: anacleto@utad.pt

ORCID: orcid.org/0000-0002-0299-0146

Abstract

We present the fundamental equation for a system and for a process, and by considering irreversibility within the system, we show that the *lost work* concept emerges naturally from the formalism. We then argue that if irreversibility is considered within the surroundings, the lost work becomes what is known as *exergy*. Therefore, lost work and exergy are two views of the same concept, which in turn integrates a broader and more fundamental concept: *entropy generation*. To the best of our knowledge, the close relation between lost work and exergy has received no attention in the literature to date. It is hoped that our discussion of this connection will be useful for both undergraduate students and teachers.

Keywords: entropy generation, lost work, exergy

1. The fundamental equation

Many pedagogical difficulties in thermodynamics are tacitly accepted because we are so used to them. In particular, the abundance of terms, some of which are often used as synonyms for the same ideas, leads to a conceptual structure that is difficult to understand.

In this study, we focus on two concepts that appear in the literature, sometimes linked and sometimes discussed separately, whose differences and similarities are not clear. One is *lost work*, which is encountered more often in physics, and the other is *exergy*, which appears more often in engineering, in which thermodynamics has many important applications. To avoid certain ambiguities, points of confusion, or even errors, we must use logical-mathematical reasoning and its intrinsic critical spirit rather than accepting difficulties as subtleties while developing intuition-based representations.

Thermodynamics deals with macroscopic systems, establishing relations between their properties or state variables, such as their internal energy U , temperature T , entropy S , pressure P , and volume V . For infinitesimal processes carried out by a closed system, these variables are related by the *system fundamental equation* [1–3]

$$dU = TdS - PdV. \quad (1)$$

Temperature and entropy are universal variables of all thermodynamic systems. Pressure and volume, on the other hand, are not useful for characterising some systems; in these cases, P and V are replaced by more appropriate mechanical variables, called *generalised forces* and *generalised displacements*, respectively [1]. As an example, suitable variables for an electric battery are the electromotive force, which plays the role of P , and the electric charge, which plays the role of V . However, without losing generality, we will proceed by considering P and V in (1), because these variables are more familiar and intuitive.

A thermodynamic process is an interaction between the system and surroundings, the latter characterised by the counterpart variables of those in (1) and satisfying a formally identical equation. So, using the subscript ‘e’ to denote surroundings variables, we obtain

$$dU_e = T_e dS_e - P_e dV_e. \quad (2)$$

Regarding an interaction, the laws of physics do not depend on which is labelled as the system or as the surroundings. So, using the *principle of conservation of energy*, we have

$$dU = -dU_e, \quad (3)$$

which in conjunction with (1) and (2), leads to the *process fundamental equation*,

$$TdS - PdV = -T_e dS_e + P_e dV_e. \quad (4)$$

Equation (4) is invariant under a system–surroundings interchange. This formally implies that when the subscript ‘e’ is removed from the surroundings variables and assigned to the system variables, an indistinguishable equation is obtained. This property is referred to as *process invariance* [4]. Two other relevant process invariants are the *dissipative work*,

$$\delta W_D = PdV + P_e dV_e = TdS + T_e dS_e \geq 0, \quad (5)$$

and the *entropy generation*,

$$dS_G = dS + dS_e \geq 0. \quad (6)$$

Apart from our other studies (e.g., [4]), (4) has received no attention in the literature. Incorporating system and surroundings variables, as well as the principle of conservation of energy, this equation is powerful because it contains *all the thermodynamic information about the process* [4]. Equation (5) defines *dissipative work*, which, as we shall see shortly, is one of the sources of entropy generation. Equation (6) represents *entropy generation* and states the

second law of thermodynamics, providing the ultimate criterion for evaluating whether the process is reversible (in the equality case) or irreversible (in the greater-than case). These equations, being process invariants, constitute the cornerstones of the theory and are therefore a guide to the establishment of other concepts, which, while useful, cannot add anything fundamentally new.

The concepts of *heat* and *work*, although basic, do not naturally follow from (4). The same is true for the concepts of *lost work* and *exergy*, which are sometimes considered equivalent and are the focus of this study. These concepts – *heat*, *work*, *lost work*, and *exergy* – require additional assumptions that must be clearly stated and justified to dispel disagreements or ambiguities. This is the subject of the remainder of this paper.

2. Irreversibility in the system and lost work

In contrast to a process invariant, a *flow* changes sign under a system–surroundings interchange and can therefore be understood as a physical quantity that crosses the system boundary. The internal energy variation dU is a flow, as it satisfies (3), which is an expression of the principle of energy conservation.

Unlike energy, entropy S is not conserved in irreversible processes. This non-conservation is perhaps the feature that most hinders the understanding of entropy and related concepts such as *heat* and *lost work*. Therefore, neither dS nor dS_e are flows; that is, in general, $dS \neq -dS_e$. However, these entropy variations can be expressed in terms of the entropy flow dS_ϕ as

$$dS = dS_\phi + \beta dS_G, \quad (7)$$

$$dS_e = -dS_\phi + \beta_e dS_G, \quad (8)$$

where β and β_e are two *arbitrary* non-negative parameters indicating the fractions of entropy generation occurring in the system and surroundings, respectively, thus satisfying

$$\beta + \beta_e = 1. \quad (9)$$

What has physical meaning is the entropy generation dS_G as a whole, and not where it comes from. For a given infinitesimal process, dS and dS_e are uniquely determined, and, by (6), so is dS_G . However, as (4)–(6) are independent of β , β_e , and dS_ϕ , these values are arbitrary, the only restriction being that they must satisfy (7)–(9). In other words, all processes that differ *only* by the values of β , β_e , and dS_ϕ are identical [5], i.e., indistinguishable. So, the entropy flow dS_ϕ is not defined for a given process unless specific assumptions are made.

Of all the identical processes corresponding to different values of β and β_e , we then choose a *gauging process* for which dS_ϕ has a definite and unique value. In this process, entropy generation occurs solely in the system; consequently, the surroundings are said to consist of *reservoirs*, the defining characteristic of which is the absence of irreversibility.

Therefore, the reservoir concept determines the gauging process, defined by the conditions

$$\beta = 1, \quad (10)$$

$$\beta_e = 0, \quad (11)$$

which turn (7) and (8) into

$$dS = dS_\phi + dS_G, \quad (12)$$

$$dS_e = -dS_\phi. \quad (13)$$

Inserting (12) and (13) into (4), the latter becomes

$$T dS_\phi + T dS_G = T_e dS_\phi + \delta W_D. \quad (14)$$

This equation is equivalent to (4) but incorporates the *reservoir concept* while relating two process invariants, dS_G and δW_D , and a flow, dS_ϕ . The δW_D term is the *dissipative work*, as set out in (5).

The $T_e dS_\phi$ term in (14) is the *heat* δQ [4]; thus, from (13), we have

$$\delta Q = T_e dS_\phi = -T_e dS_e. \quad (15)$$

Once the heat is stated, the *first law of thermodynamics*,

$$dU = \delta Q + \delta W, \quad (16)$$

together with (2) and (3), allows us to write the *work* δW as

$$\delta W = P_e dV_e. \quad (17)$$

The $T dS_G$ term in (14) is the *lost work* δW_L [4],

$$\delta W_L = T dS_G, \quad (18)$$

and using (13)–(15), it can be written as

$$\delta W_L = \left(1 - \frac{T}{T_e}\right) \delta Q + \delta W_D. \quad (19)$$

To understand why δW_L is referred to as lost work, let us look at Figure 1, specifically, the dashed lines. The first term in the RHS of (19) is the *lost work due to thermal irreversibility*: the work we would obtain from a Carnot engine (CE) operating between the temperatures T and T_e . The second term in the RHS of (19) is the *lost work due to mechanical irreversibility*, which is the direct conversion of work into internal energy.

The system–surroundings interaction is shown in Figure 1, which, in addition to the terms on the RHS of (19), shows the heat δQ and work δW , as given by (15) and (17), respectively. Irreversibility occurs only in the system because the surroundings consist of reservoirs.

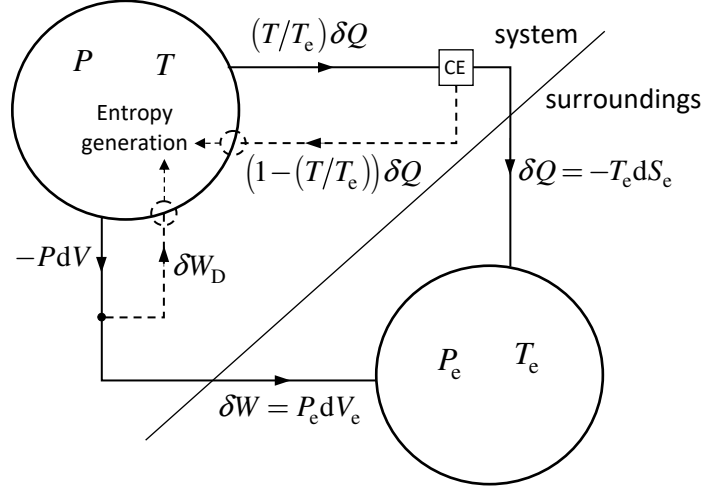


Figure 1. The thermodynamic process is a system–surroundings interaction, in which the surroundings consist of reservoirs. The heat δQ , work δW , lost work δW_L (dashed lines), and entropy generation, which occurs only in the system, are represented.

The reservoir concept imposes an asymmetry on the system–surroundings interaction, which is a drawback of having unique definitions of heat and work. This is also consistent with Clausius’ relation [6]; indeed, as $\delta Q = -T_e dS_e$, for a cyclic process, we have

$$\oint (dS + dS_e) = \oint dS_e = \oint \frac{-\delta Q}{T_e} \geq 0. \quad (20)$$

However, this model may raise difficulties, especially in engineering contexts in which the system is said to be ‘internally reversible’, that is, instead of being in the system, the irreversibility is in the surroundings. This is the case when one compares a given irreversible process with a reversible process that takes the system along the same path. How would the model in Figure 1 need to be adjusted if irreversibility occurred in the surroundings? We answer this question in the following section.

3. Irreversibility in the surroundings and exergy

Interestingly, we can model an internally reversible system simply by interchanging the system and surroundings variables in the above equations. The entropy generation dS_G and dissipative work δW_D remain unchanged under such an interchange because they are process invariants. Thus, using the prime symbol to denote the quantities after interchanging variables, (15), (17), and (19) become

$$\delta Q' = -T dS, \quad (21)$$

$$\delta W' = P dV, \quad (22)$$

$$\delta W'_L = \left(1 - \frac{T_e}{T}\right) \delta Q' + \delta W_D. \quad (23)$$

In engineering, in addition to the surroundings often being considered to contain the irreversibility, they are commonly taken to be at constant temperature T_0 and constant pressure P_0 , that is, $T_e = T_0$ and $P_e = P_0$, as shown in Figure 2. Thus, using (1), (5), and (21), and considering $dV = -dV_e$, the lost work given by (23) becomes

$$\delta W'_L = -dU + T_0 dS - P_0 dV. \quad (24)$$

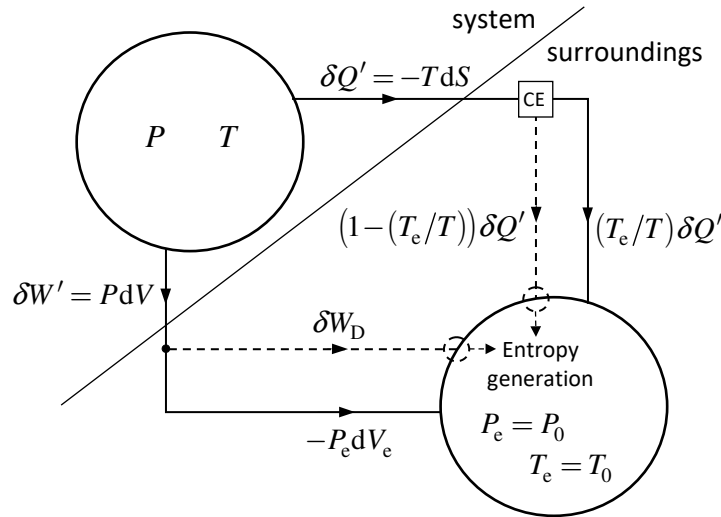


Figure 2. The same process as in Figure 1, but now with irreversibility occurring in the surroundings. The new values of the heat $\delta Q'$, work $\delta W'$, lost work $\delta W'_L$ (dashed lines), and entropy generation, which now occurs only in the surroundings, are shown. In this case, the lost work is called *exergy*, which is a system property, while the surroundings are maintained at a constant temperature T_0 and a constant pressure P_0 .

If the system is brought into thermodynamic equilibrium with the surroundings (referred to as reaching the *dead state* [7–9]), integrating (24) yields

$$W'_L = (U - U_0) - T_0 (S - S_0) + P_0 (V - V_0), \quad (25)$$

where U_0 , S_0 , and V_0 are the values in the dead state of the system. For surroundings at constant temperature T_0 and at constant pressure P_0 , $W'_L(U, S, V)$ is a state function, or system property, referred to as *exergy* [7–9]. The exergy is positive, except in the dead state, at which it is zero, that is, $W'_L(U_0, S_0, V_0) = 0$.

In conjunction with (1), (5), (6), and (21), (18) and (23) yield

$$dS_G = \frac{\delta W_L}{T} = \frac{\delta W'_L}{T_0} \geq 0, \quad (26)$$

and therefore δW_L and $\delta W'_L$ are both closely related to the fundamental concept of entropy generation. From (26), we obtain

$$\frac{\delta W_L}{\delta W'_L} = \frac{T}{T_0}, \quad (27)$$

and when $T = T_0$, that is, in the absence of thermal irreversibility, the two concepts coincide, and, by (19) and (23), are both equal to δW_D .

4. The physical meaning of exergy

Figure 3 provides a physical interpretation of exergy. If the lost work $\delta W'_L$ in Figure 2 were entirely recovered as useful work, through a *work reservoir* [10] placed in the surroundings, the process would become reversible, although the system would still follow the same path as in the irreversible process. Therefore, exergy is the maximum useful work that can be obtained from a process in which the system reversibly reaches equilibrium with its surroundings [8].

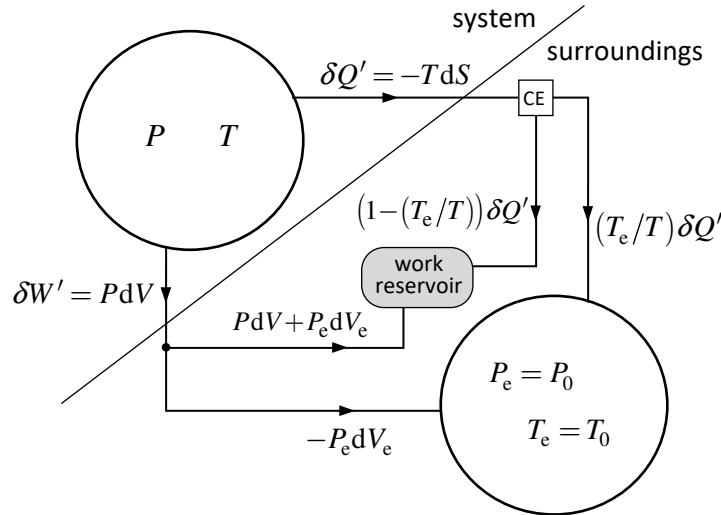


Figure 3. An illustration of the physical meaning of exergy. The lost work in Figure 2 is recovered as *useful work* so that the process becomes reversible, but the system follows the same path until it reaches equilibrium with its surroundings (the dead state). This useful work is the exergy of the system in its initial state.

It is worth asking whether we can obtain the same useful work from δW_L in Figure 1. The answer is yes, but in this case, the system would not reach the same final state as in the irreversible process. When we replace a given irreversible process with a reversible one, for which the system evolves between the same states, the final state of the surroundings cannot be the same as in the irreversible process. Conversely, if the surroundings evolve between the same states in the reversible process as in the irreversible process, the system does not.

5. Conclusions

We have addressed lost work and exergy, showing that these concepts are ultimately different views of the same concept, which in turn is closely related to entropy generation. The physical meaning of exergy was also discussed and stated to be the maximum useful work that can be obtained from a process in which the system reversibly reaches equilibrium with its surroundings. The discussion in this study, as well as the diagrams used in the argumentation, is novel and instructively relevant, as it promotes a global and consistent perception of the important concepts, thus avoiding misunderstandings that are often encountered in thermodynamics.

References

- [1] Zemansky M W and Dittman R H 1997 *Heat and Thermodynamics* 7th edn. (New York: McGraw-Hill)
- [2] Callen H B 1985 *Thermodynamics and an Introduction to Thermostatistics* 2nd edn (New York: John Wiley)
- [3] Güémez J, Fiolhais C and Fiolhais M 2000 Equivalence of thermodynamical fundamental equations *Eur. J. Phys.* **21** 395–404
- [4] Anacleto J 2021 The reservoir concept: entropy generation and lost work *Eur. J. Phys.* **42** 035102
- [5] Anacleto J 2005 Identical thermodynamical processes and entropy *Can. J. Phys.* **83** 629–36
- [6] Anacleto J 2011 On the Clausius equality and inequality *Eur. J. Phys.* **32** 279–86
- [7] Çengel Y A and Boles M A 2015 *Thermodynamics: An Engineering Approach* 8th edn (New York: McGraw-Hill)
- [8] Moran M J, Shapiro H N, Boettner D D and Bailey M D 2011 *Fundamentals of engineering thermodynamics* 7th edn (New Jersey: John Wiley)
- [9] Borgnakke C and Sonntag R E 2013 *Fundamentals of Thermodynamics* 8th edn (New Jersey: John Wiley)
- [10] Anacleto J 2010 Work reservoirs in thermodynamics *Eur. J. Phys.* **31** 617–24