

On the Complexity of Lombardi Graph Drawing

Paul Jungeblut¹[0000-0001-8241-2102] (✉)

Karlsruhe Institute of Technology, Karlsruhe, Germany, paul.jungeblut@kit.edu

Abstract. In a *Lombardi drawing* of a graph the vertices are drawn as points and the edges are drawn as circular arcs connecting their respective endpoints. Additionally, all vertices have perfect angular resolution, i.e., all angles incident to a vertex v have size $2\pi/\deg(v)$. We prove that it is $\exists\mathbb{R}$ -complete to determine whether a given graph admits a Lombardi drawing respecting a fixed cyclic ordering of the incident edges around each vertex. In particular, this implies NP-hardness. While most previous work studied the (non-)existence of Lombardi drawings for different graph classes, our result is the first on the computational complexity of finding Lombardi drawings of general graphs.

Keywords: Graph drawing · Lombardi drawing · Existential theory of the reals

1 Introduction

Inspired by the work of American artist Mark Lombardi [16], a *Lombardi drawing* of a given graph G draws vertices as points and edges as circular arcs or line segments connecting their endpoints. Further, each vertex v has *perfect angular resolution*, meaning that all angles between edges incident to v have size $2\pi/\deg(v)$. Notably, planarity is not required (even for planar graphs) and the crossing angle at intersections may be arbitrary. See Figure 1 for Lombardi drawings of three well-known graphs.

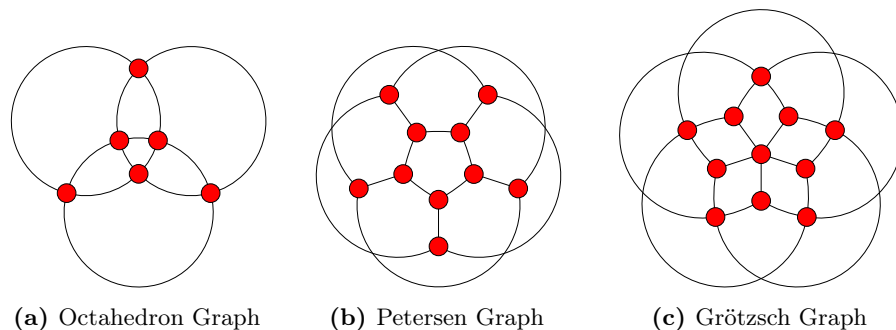


Fig. 1. Lombardi drawings created with the *Lombardi Spirograph* from [7].

Introduced by Duncan, Eppstein, Goodrich, Kobourov and Nöllenburg over ten years ago [7], Lombardi drawings have received a lot of attention in the graph drawing community, see the related work in Section 1.1 below. While most literature focuses on the construction of Lombardi drawings for different graph classes, the computational complexity to decide whether a Lombardi drawing exists remains largely unknown. To the best of our knowledge, NP-completeness is only known for certain regular graphs under the additional requirement that all vertices must lie on a common circle [7]. No lower or upper bounds on the complexity for general graphs are known (allowing arbitrary vertex placement).

In this paper we consider the case that the graph G comes with a fixed *rotation system* \mathcal{R} , i.e., a cyclic ordering of the incident edges around each vertex. Our main result is to determine the exact computational complexity of deciding whether G admits a Lombardi drawing respecting \mathcal{R} :

Theorem 1. *Given a graph G with a rotation system \mathcal{R} , it is $\exists\mathbb{R}$ -complete to decide whether G admits a Lombardi drawing respecting \mathcal{R} .*

The complexity class $\exists\mathbb{R}$ contains all problems that can be reduced to solving a system of polynomial equations and inequalities, see Section 2.2 for a formal definition. Since $\text{NP} \subseteq \exists\mathbb{R}$, our result also implies NP-hardness.

Previous work frequently utilizes hyperbolic geometry to construct Lombardi drawings [7,9,12], the reason being that straight line segments in the hyperbolic plane \mathbb{H}^2 can be visualized by circular arcs in the Euclidean plane \mathbb{R}^2 (with the same crossing angles). We take a similar approach: A key ingredient of our $\exists\mathbb{R}$ -hardness reduction is a recent observation by Bieker, Bläsius, Dohse and Jungeblut [1] stating that a simple pseudoline arrangements is stretchable in the Euclidean plane \mathbb{R}^2 if and only if it is stretchable in the hyperbolic plane \mathbb{H}^2 (see Sections 2.1 and 2.3 for the necessary definitions). Their result allows us on the one hand to construct Lombardi drawings from hyperbolic line arrangements, and on the other hand to prove that sometimes no Lombardi drawing can exist.

1.1 Related Work

Lombardi drawings were introduced by Duncan, Eppstein, Goodrich, Kobourov and Nöllenburg [7], motivated by the network visualizations of Mark Lombardi [16]. While not all graphs admit Lombardi drawings (with or without prescribing the rotation system) [6,7], many graph classes always admit Lombardi drawings. Among them are 2-degenerate (and some 3-degenerate) graphs [7], subclasses of 4-regular graphs [7,18] and many classes of planar graphs that even admit planar Lombardi drawings. These include trees [8], cactus graphs [13], Halin graphs [7,10], subcubic graphs [9] and outerpaths [6]. However, many planar graphs do not admit planar Lombardi drawings in general [6,7,9,11,18].

A user study confirmed that Lombardi drawings are considered more aesthetic than straight line drawings but do not increase the readability [24].

Many variants have been considered: In a *k-circular Lombardi drawing* all vertices lie on one of k concentric circles [7]. Slightly relaxing the perfect angular

resolution condition leads to *near Lombardi drawings* [5,18]. Lastly, edges in *k-Lombardi drawings* are drawn as the concatenation of up to k circular arcs [6,18].

Not much is known regarding the computational complexity of deciding whether a given graph admits a Lombardi drawing. Proving that a graph class always admits a Lombardi drawing is usually done constructively (this is the case for all classes mentioned above). In fact, these proofs lead to efficient algorithms (at least in a real RAM model of computation where square roots can be computed exactly). On the other hand, for d -regular graphs with $d \equiv 2 \pmod{4}$ it is NP-complete to decide whether they have a 1-circular Lombardi drawing [7]. Containment in NP might be surprising as this is in contrast to our main result showing $\exists\mathbb{R}$ -hardness for general graphs and “classical” Lombardi drawings. NP-membership follows, because those graphs are yes-instances if and only if they are Hamiltonian.

2 Preliminaries

Let us recall the necessary geometric foundation for our reduction.

2.1 Hyperbolic Geometry

The hyperbolic plane \mathbb{H}^2 is an example of a non-Euclidean geometry. In many ways it behaves similar to the Euclidean plane \mathbb{R}^2 , e.g. two points define a unique line and we can measure distances and angles.

Formally, both \mathbb{R}^2 and \mathbb{H}^2 can be described by an axiomatic system (like the one from Hilbert for \mathbb{R}^2 [15]). In fact, axiomatic systems for \mathbb{R}^2 and \mathbb{H}^2 are nearly identical, explaining the many similarities between \mathbb{R}^2 and \mathbb{H}^2 . Without going into the technical details, Hilbert’s axiomatic system contains the so-called *parallel postulate* stating that for any line ℓ and point p not on ℓ in \mathbb{R}^2 there is at most one (indeed exactly one) line through p parallel to ℓ . Negating this axiom turns Hilbert’s axiomatic system for \mathbb{R}^2 into one that defines \mathbb{H}^2 .

When working with the hyperbolic plane \mathbb{H}^2 we usually avoid working with the axioms directly. Instead we consider so-called *models*, i.e., embeddings of \mathbb{H}^2 into (in our case) \mathbb{R}^2 . Several of these models are used in the literature. Important for us is the *Poincaré disk model*, see Figure 2, where \mathbb{H}^2 is mapped to the interior of a unit disk D called the *Poincaré disk*. We omit how \mathbb{H}^2 is mapped into D and instead focus on some useful properties:

- Hyperbolic lines are mapped to either circular arcs orthogonal to D or diameters of D . By a slight perturbation it is actually always possible to obtain a realization in the Poincaré disk in which each hyperbolic line is represented by a circular arc.
- The Poincaré disk model is *conformal*, meaning that the angles in the hyperbolic plane equal the angles in a drawing inside the Poincaré disk D . Conformality is crucial in our reduction to obtain perfect angular resolution.

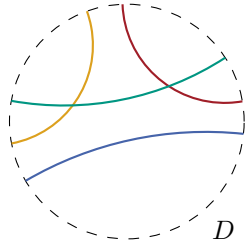


Fig. 2. Hyperbolic lines in the Poincaré disk D .

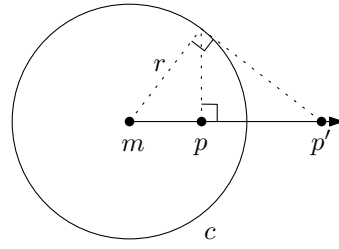


Fig. 3. Circle inversion.

2.2 Complexity Class $\exists\mathbb{R}$

Intuitively, the complexity class $\exists\mathbb{R}$ contains all problems that can be formulated as a system of polynomial equations and inequalities. Formally, it is defined to contain all problems that polynomial-time many-one reduce to the decision problem ETR (short for “existential theory of the reals”) which is defined as follows: The input of ETR is a well-formed sentence Φ in the existential fragment of the first-order theory of the reals, i.e., a sentence of the form

$$\Phi \equiv \exists X_1, \dots, X_n \in \mathbb{R} : \varphi(X_1, \dots, X_n),$$

where φ is a quantifier-free formula consisting of polynomial equations and inequalities with integer coefficients. The task is to decide whether Φ is true. For example, $\exists X, Y \in \mathbb{R} : XY - 2X = 1 \wedge X + Y = 4$ is a yes-instance of ETR because for $(X, Y) = (1, 3)$ both polynomial equations are satisfied. On the other hand, $\exists X \in \mathbb{R} : X^2 < 0$ is a no-instance: There is no real number X whose square is negative. It is known that $\text{NP} \subseteq \exists\mathbb{R} \subseteq \text{PSPACE}$ and both inclusions are conjectured to be strict [3,31,33].

Many problems from computational geometry and especially graph drawing have been shown to be $\exists\mathbb{R}$ -complete. Examples include RAC-drawability [30], geometric k -planarity [28], the recognition of many types of geometric intersection graphs [1,19,26], simultaneous graph embedding [4,20,29], variants of the segment number [23], as well as extending a partial planar straight line drawing of a planar graph inside a polygonal region to a drawing of the full graph [21].

2.3 Stretchability of Pseudolines

A *pseudoline arrangement* $\mathcal{A} = \{\ell_1, \dots, \ell_n\}$ is a set of x -monotone curves in \mathbb{R}^2 such that each pair of curves intersects at most once. We say that \mathcal{A} is *simple* if each pair intersects exactly once and no three pseudolines in \mathcal{A} intersect in a point. See Figure 4a for a simple pseudoline arrangement.

We always assume that the pseudolines are labeled such that a vertical line to the left of all intersections crosses ℓ_i below ℓ_j (for $i, j \in \{1, \dots, n\}$) if and only if $i < j$. There are several equivalent ways to describe the intersection pattern of a given pseudoline arrangement. For us, a *combinatorial description* \mathcal{D} of \mathcal{A} is

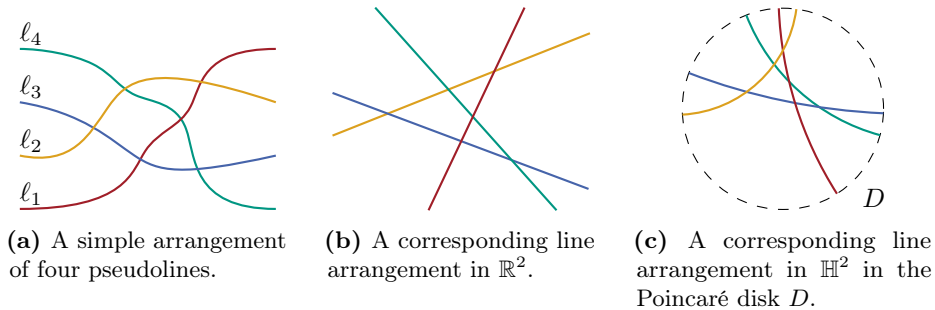


Fig. 4. Stretchability of a simple pseudoline arrangement in \mathbb{R}^2 and \mathbb{H}^2 .

a list of n lists, one for each pseudoline, listing the order of intersections along it from left to right. For example, the list of intersections for ℓ_1 in Figure 4a contains (in this order) ℓ_3 , ℓ_4 and ℓ_2 .

We say that a pseudoline arrangement \mathcal{A} is *stretchable* (in \mathbb{R}^2) if there is a line arrangement that is homeomorphic to \mathcal{A} , i.e., having exactly the same intersection pattern. Figure 4b shows one way to stretch the pseudolines from Figure 4a. Given a combinatorial description \mathcal{D} of a (simple) pseudoline arrangement \mathcal{A} , we denote by (SIMPLE)STRETCHABILITY the decision problem whether \mathcal{A} is stretchable. It is well-known that both problems are $\exists\mathbb{R}$ -complete [22,25,33] and many $\exists\mathbb{R}$ -hardness results are by a reduction from one of them [2,17,19,26,27].

Instead of asking for stretchability in the Euclidean plane \mathbb{R}^2 , one may also consider stretchability in the hyperbolic plane \mathbb{H}^2 . For example, Figure 4c shows a hyperbolic line arrangement in the Poincaré disk model with the same intersection pattern as the pseudolines from Figure 4a. Recently, Bieker, Bläsius, Dohse and Jungeblut observed that being a yes- or no-instance of SIMPLESTRETCHABILITY is independent of the underlying plane being \mathbb{R}^2 or \mathbb{H}^2 [1], thereby allowing us to use the term “stretchable” without specifying whether we consider \mathbb{R}^2 or \mathbb{H}^2 :

Theorem 2 ([1]). *Let \mathcal{D} be the combinatorial description of a simple pseudoline arrangement. Then \mathcal{D} is stretchable in \mathbb{R}^2 if and only if \mathcal{D} is stretchable in \mathbb{H}^2 .*

2.4 Circle Geometry

A *circle inversion* with respect to a circle c with midpoint m and radius r swaps the interior and exterior of c . Each point $p \in \mathbb{R}^2 \setminus \{m\}$ is mapped to another point $p' \in \mathbb{R}^2 \setminus \{m\}$ such that both lie on the same ray originating from m and such that $d(p, m) \cdot d(p', m) = r^2$ (here $d(\cdot, \cdot)$ is the Euclidean distance). By adding a single *point at infinity* (denoted by ∞) to \mathbb{R}^2 we obtain the so-called *extended plane*, allowing us to extend the definition of a circle inversion to $\mathbb{R} \cup \{\infty\}$. Now m is mapped to ∞ and vice versa. See Figure 3 for an example.

Circle inversions map circles and straight lines to other circles and straight lines. Further, they are conformal, i.e., they preserve the angles between crossing

lines and circles. In particular, they map Lombardi drawings to other Lombardi drawings. See [32] for a more thorough introduction.

3 Complexity of Lombardi Drawability

We prove that deciding whether a graph admits a Lombardi drawing respecting a fixed rotation system is $\exists\mathbb{R}$ -complete by providing a polynomial-time many-one reduction from SIMPLESTRETCHABILITY.

Our reduction is split into two parts: We start by transforming a combinatorial description \mathcal{D} of a simple pseudoline arrangement into a graph G with rotation system \mathcal{R} . The reduction is such that \mathcal{D} is stretchable if and only if G admits a Lombardi drawing Γ respecting \mathcal{R} under the additional restriction that certain cycles in G must be drawn as circles in Γ . Only then we extend our construction so to enforce the additional restrictions “automatically” in each Lombardi drawing.

3.1 Restricted Lombardi Drawings

The following construction is illustrated in Figure 5. Let \mathcal{D} be a combinatorial description of a simple arrangement $\mathcal{A} = \{\ell_1, \dots, \ell_n\}$ of $n \geq 2$ pseudolines, i.e., an instance of the $\exists\mathbb{R}$ -complete SIMPLESTRETCHABILITY problem. To recall, this means that for each pseudoline $\ell_i \in \mathcal{A}$ we have an ordered list containing the intersections with other pseudolines. As \mathcal{A} is simple, for each pseudoline this list contains exactly $n - 1$ intersections, one for each other pseudoline.

The first step of the construction is to extend the pseudoline arrangement \mathcal{A} by a simple closed curve γ intersecting every pseudoline in \mathcal{D} exactly twice, such that γ contains all intersections of \mathcal{A} in its interior, see Figure 5a. Let us denote the resulting arrangement by \mathcal{A}_γ . The combinatorial description \mathcal{D}_γ of \mathcal{A}_γ can be obtained by adding for each pseudoline $\ell_i \in \mathcal{A}$ (for $i \in \{1, \dots, n\}$) one intersection with γ to the beginning and to the end of its list of intersections. Further, \mathcal{D}_γ contains a list of intersections for γ containing every pseudoline in \mathcal{A} exactly twice and whose cyclic ordering is $\ell_1, \dots, \ell_n, \ell_1, \dots, \ell_n$.

Now let G_γ be the following graph: We start by adding two vertices v_i^l and v_i^r per pseudoline ℓ_i corresponding to the left- and rightmost intersections of ℓ_i (these are the ones with γ). These $2n$ vertices are then connected to a cycle in the order they appear on γ . Next, we connect each pair v_i^l and v_i^r by an edge e_i . The rotation system \mathcal{R}_γ shall be such that all edges e_i are on the same side of C_γ . Now for each pseudoline ℓ_i we add a path P_i from v_i^l to v_i^r by iterating through the list of its intersections from left to right. For each intersection with another pseudoline ℓ_j we add (in this order) two new vertices $v_{i,j}^l$ and $v_{i,j}^r$ to the path. In \mathcal{R}_γ , path P_i and edge e_i should be on opposite sides of C_γ . Let us denote by C_i the cycle formed by concatenating P_i with e_i . Lastly, for each intersection of two pseudolines ℓ_i and ℓ_j with $i < j$ we connect (in this order) $v_{i,j}^l$, $v_{j,i}^l$, $v_{i,j}^r$ and $v_{j,i}^r$ into a 4-cycle $C_{i,j}$. In \mathcal{R}_γ the circular ordering around each of the four vertices should contain alternately an edge of $C_{i,j}$ and an edge of C_i respectively C_j . See Figure 5b for the complete construction.

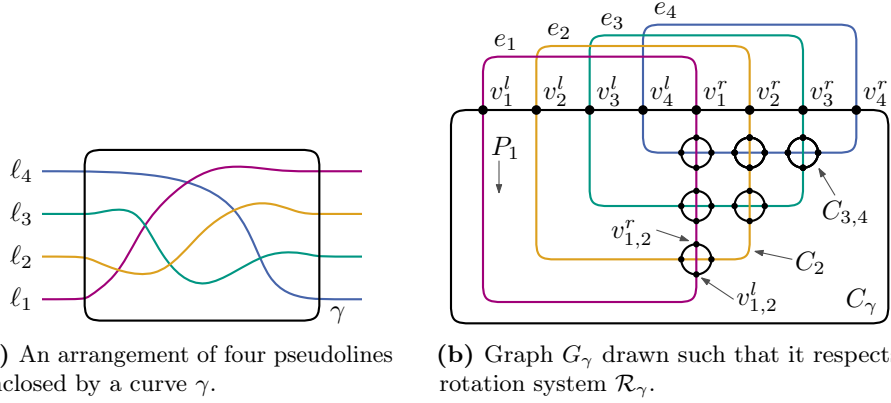


Fig. 5. Example construction of G_γ and \mathcal{R}_γ from a pseudoline arrangement \mathcal{A} .

In the two lemmas below we restrict ourselves to drawings of G_γ in which some cycles must be drawn as circles. A cycle C is said to be *drawn as a circle* c if all vertices and edges of C lie on c and the drawing is non-degenerate¹. In particular this fixes the ordering of the vertices and edges of C along c (the only degree of freedom is whether this ordering is clockwise or counterclockwise).

Lemma 3. *If \mathcal{D} is stretchable, then G_γ has a Lombardi drawing Γ respecting \mathcal{R}_γ such that the cycles C_γ , all C_i (for $i \in \{1, \dots, n\}$) and all $C_{i,j}$ (for $i, j \in \{1, \dots, n\}$ with $i < j$) are drawn as circles in Γ .*

Proof. By Theorem 2 we can obtain a hyperbolic line arrangement realizing \mathcal{D} in the Poincaré disk model. Further, each pseudoline ℓ_i is drawn as a circular arc a_i (with underlying circle c_i) inside and orthogonal to the Poincaré disk. From this, we construct a Lombardi drawing Γ of G_γ respecting \mathcal{R}_γ .

We denote by c_γ the circle representing the Poincaré disk and draw all vertices of cycle C_γ on it, such that v_i^l and v_i^r are placed at the left and right intersection of a_i with c_γ . Next, we draw the edges e_i outside of c_γ on $c_i \setminus a_i$ and the paths P_i inside c_γ on a_i . As v_i^l and v_i^r have degree four and c_i is orthogonal to c_γ , all vertices on C_γ have perfect angular resolution.

Next, for each pair of intersecting pseudolines ℓ_i and ℓ_j (with $i < j$) we place the vertices $v_{i,j}^l$ and $v_{i,j}^r$ to the left, respectively to the right, of the intersections on a_i (and similar $v_{j,i}^l$ and $v_{j,i}^r$ on a_j) such that they lie on a common circle $c_{i,j}$ which is orthogonal to a_i and a_j . Here, the orthogonality of $c_{i,j}$ with a_i and a_j guarantees perfect angular resolution at the four involved vertices. (We prove in Lemma 11 in the appendix that such a circle indeed exists). Further, we can choose $c_{i,j}$ small enough so that no two such circles intersect, touch or contain each other.

¹ A drawing is *degenerate* if two vertices are drawn at the same point or a vertex is drawn in the interior of an edge.

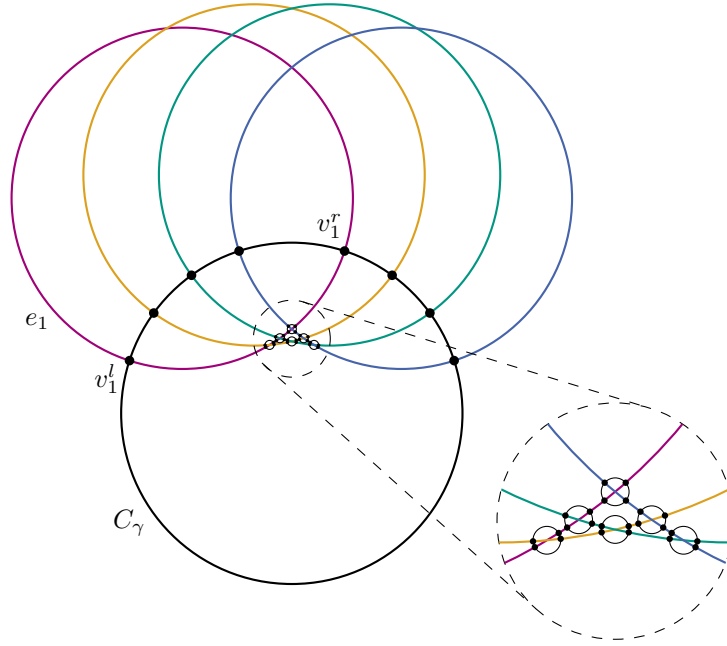


Fig. 6. A Lombardi drawing of the graph constructed in Figure 5.

The drawing is non-degenerate, respects \mathcal{R}_γ , has C_γ , all C_i and all $C_{i,j}$ drawn as circles and perfect angular resolution, i.e., it is a Lombardi drawing. \square

See Figure 6 for a Lombardi drawing of the graph shown in Figure 5b that is constructed as described in the proof of Lemma 3.

Lemma 4. *If G_γ has a Lombardi drawing Γ respecting \mathcal{R}_γ such that C_γ , all C_i (for $i \in \{1, \dots, n\}$) and all $C_{i,j}$ (for $i, j \in \{1, \dots, n\}$ with $i < j$) are drawn as circles in Γ , then \mathcal{D} is stretchable.*

Proof. Let c_γ be the circle that C_γ is drawn as. We can assume without loss of generality that all edges e_i are drawn outside of c_γ and all paths P_i are drawn inside of c_γ , as we can otherwise consider the drawing obtained from Γ by a circle inversion with respect to c_γ . Recall that all vertices on C_γ have degree four. Let c_i be the circles that the cycles C_i are drawn as (for $i \in \{1, \dots, n\}$). All c_i are orthogonal to c_γ because Γ has perfect angular resolution.

This allows us to interpret c_γ as a Poincaré disk and each circular arc a_i of c_i containing the drawing of P_i in Γ as a hyperbolic line. Therefore, the interior of c_γ induces a hyperbolic line arrangement. We prove that this hyperbolic line arrangement has combinatorial description \mathcal{D} .

To this end consider an arbitrary but fixed path P_i . Along P_i from left to right we encounter pairs of vertices $v_{i,j}^l$ and $v_{i,j}^r$ that, together with $v_{j,i}^l$ and $v_{j,i}^r$ form a 4-cycle corresponding to the intersection between pseudolines ℓ_i and ℓ_j

(assume $i < j$). As c_i and c_j are circles orthogonal to c_γ , their circular arcs a_i and a_j intersect at most once. Further, as the vertices on $C_{i,j}$ are alternately on P_i and P_j , there must be an odd number of intersections between a_i and a_j inside the drawing of $C_{i,j}$ in Γ . It follows, that a_i and a_j intersect exactly once and they do so between $v_{i,j}^l$ and $v_{i,j}^r$. Thus, each pseudoline intersects each other pseudoline exactly once and in the order described by \mathcal{D} , i.e., our Lombardi drawing Γ induces a hyperbolic line arrangement with combinatorial description \mathcal{D} . Because \mathcal{D} is simple and by Theorem 2 it follows that \mathcal{D} is then also stretchable in \mathbb{R}^2 . \square

Summarizing the results so far, we see that Lemmas 3 and 4 give a reduction from SIMPLESTRETCHABILITY to a restricted form of Lombardi drawing. In what follows, we see how to incorporate these restrictions into the reduction itself.

3.2 Enforcing the Circles

In Lemmas 3 and 4 above we assumed that certain cycles in G_γ are drawn as circles. Below we describe how we can omit this explicit restriction by enforcing all possible Lombardi drawings to “automatically” satisfy it.

By an *arc-polygon* we denote a set of points v_0, \dots, v_k such that v_i and v_{i+1} (with $v_{k+1} = v_0$) are connected by a circular arc or line segment. An arc-polygon is simple if it does not self-touch or self-intersect. In case of two or three vertices we speak of a *bigon* and an *arc-triangle*, respectively. We utilize a lemma by Eppstein, Frishberg and Osegueda [13] who characterized simple arc-triangles. We follow their notation: The vertices v_0, v_1 and v_2 are numbered in clockwise order such that the interior of the arc-triangle is to the right when going from v_i to $v_{(i+1) \bmod 3}$. The vertices enclose internal angles θ_0, θ_1 and θ_2 . If the vertices do not lie on a common line, then they define a unique circle c . In this case we denote by ϕ_i the internal angle of the bigon enclosed by c and the circular arc a_i between $v_{(i-1) \bmod 3}$ and $v_{(i+1) \bmod 3}$. Negative (positive) values of ϕ_i mean that a_i is outside (inside) of c and $\phi_i = 0$ means that a_i is on c . See Figure 7 for an illustration.

Lemma 5 ([13, Lemma 4 and Corollary 5]). *Let v_0, v_1 and v_2 be a simple arc-triangle as above, not on a common line. Then for $\psi = (\pi - \sum_{i=0}^2 \theta_i)/2$ it holds that $\phi_i = \psi + \theta_i$.*

We use Lemma 5 to prove that prescribing the interior angles of an arc-triangle to certain values is enough to guarantee that one of its vertices lies on the underlying circle of the circular arc connecting the other two vertices:

Lemma 6. *Let v_0, v_1 and v_2 be a simple arc-triangle as above such that $\theta_0 = \theta_1 \in [\pi, 3\pi/2)$ and $\theta_2 = \pi$. Further, edge v_0v_2 is drawn as a circular arc a_1 (and not as a line segment) with underlying circle c_1 . Then v_0, v_1 and v_2 do not lie on a common line and c_1 is the unique circle through them, with v_1 on $c_1 \setminus a_1$.*

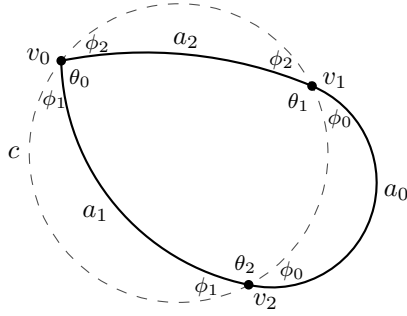


Fig. 7. A simple arc-triangle illustrating the used notation.

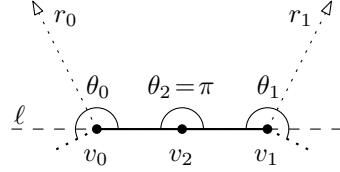


Fig. 8. Ruling out the collinear case in Lemma 6.

Proof. We first rule out the case that all three vertices lie on a common line ℓ , see Figure 8: As the internal angle at v_2 has size π , vertices v_0 and v_1 must be on opposite sides of ℓ . The internal angle θ_0 at v_0 defines a ray r_0 that must contain the center of the underlying circle of a_2 (the circular arc connecting v_0 and v_1). Similarly, θ_1 defines another ray r_1 that must contain the center of a_2 . However, $r_0 \cap r_1 = \emptyset$, because $\theta_0 = \theta_1 \in [\pi, 3\pi/2)$. We conclude that the three vertices cannot lie on a common line and therefore lie on a unique circle c .

We use Lemma 5 to compute the internal angle of the bigon enclosed by a_1 and c : We get that $\psi = (\pi - \sum_{i=0}^2 \theta_i)/2 = -\theta_1$ and with that $\phi_1 = -\theta_1 + \theta_1 = 0$, i.e., a_1 must lie on c and in particular $c_1 = c$. As simple arc-triangles do not self-intersect or self-touch, it follows that v_1 lies on $c_1 \setminus a$. \square

For our reduction we construct, for a given pseudoline arrangement \mathcal{D} , a graph $G_{\mathcal{D}}$ with rotation system $\mathcal{R}_{\mathcal{D}}$, which extend G_{γ} and \mathcal{R}_{γ} by new vertices and edges. As we will see, this forms several arc-triangles in $G_{\mathcal{D}}$ that fulfill the conditions of Lemma 6. Iteratively applying this lemma will allow us to prove that C_{γ} as well as all C_i (for $i \in \{1, \dots, n\}$) and all $C_{i,j}$ (for $i, j \in \{1, \dots, n\}$ with $i < j$) must be drawn as circles in any Lombardi drawing of $G_{\mathcal{D}}$ respecting $\mathcal{R}_{\mathcal{D}}$.

Let us introduce some notation for cycles $C = (v_1, \dots, v_k)$. We denote by e_i the edge of the cycle connecting v_i and v_{i+1} (where $v_{k+1} = v_1$). If each v_i (for $i \in \{1, \dots, k\}$) has degree four, then the incident edges form four angles between them, which in case of perfect angular resolution must all have size $\pi/2$. We call these the *quadrants* of v_i and label them by q_i^1, \dots, q_i^4 in counterclockwise order such that q_i^1 is left of e_i when traversing it from v_i to v_{i+1} . By a *half-edge* we denote an incident edge to a vertex whose other endpoint is not yet specified.

A *circle gadget* for a cycle $C = (v_1, \dots, v_k)$ as above together with $k - 3$ additional half-edges in each quadrant of all $v \in V(C)$ is the following set of edges: For $j \in \{1, \dots, k - 3\}$, the j -th half-edge of q_1^1 in clockwise order is joined with the j -th half-edge of q_{k-j}^2 in counterclockwise order, see Figure 9. The following lemma shows that these edges enforce that C is drawn as a circle.

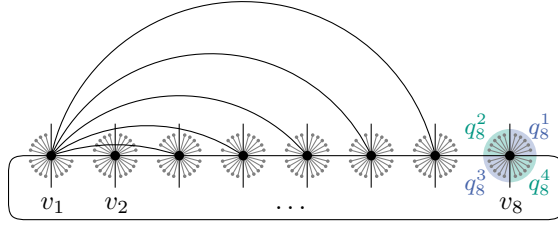


Fig. 9. Circle gadget for a cycle $C = (v_1, \dots, v_8)$. The quadrants at v_8 are labeled.

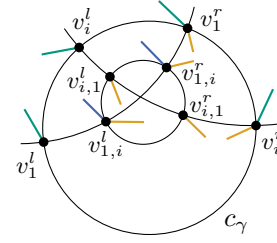


Fig. 10. How to combine different circle gadgets.

Lemma 7. *Let G be a graph containing a cycle $C = (v_1, \dots, v_k)$ with the edges of a circle gadget as described above. Then in every Lombardi drawing Γ that maps edge e_k to a circular arc a (i.e., not to a line segment), all vertices and edges of C are drawn onto the underlying circle c of a .*

Proof. First note that each vertex has equally many incident (half-)edges in each of its four quadrants, so by the perfect angular resolution of Γ , each quadrant spans an angle of $\pi/2$. In particular, between any two consecutive cycle edges there is an angle of π in Γ . Now consider the three cycle vertices v_1 , v_{k-1} and v_k which form a simple arc-triangle whose internal angles satisfy the conditions of Lemma 6. It follows that v_{k-1} and e_{k-1} are drawn onto $c \setminus a$.

As we now know that the path from v_1 counterclockwise via v_k to v_{k-1} follows a single circular arc a' in Γ , the same argument can be repeated for the simple arc-triangle formed by the points v_1 , v_{k-2} and v_{k-1} . It follows that v_{k-2} and e_{k-2} lie on c . Iterating the argument until we reach the simple arc-triangle formed by v_1 , v_2 and v_3 proves the statement. \square

With the circle gadget at hand, we can finally construct $G_{\mathcal{D}}$ and $\mathcal{R}_{\mathcal{D}}$. Recall that G_{γ} is 4-regular. We add $2n - 3$ half-edges into each quadrant of every vertex $v \in V(G_{\gamma})$ and then the following circle gadgets:

- For the cycle $C_{\gamma} = (v_1^l, \dots, v_n^l, v_1^r, \dots, v_n^r)$ on $2n$ vertices. Here v_1^l takes the role of v_1 and v_n^r takes the role of v_k in the circle gadget.
- For each cycle C_i on $2n$ vertices (for $i \in \{1, \dots, n\}$). Here v_i^r takes the role of v_1 and v_i^l takes the role of v_k in the circle gadget.
- For each cycle $C_{i,j}$ (for $i, j \in \{1, \dots, n\}$ with $i < j$). Here $v_1 = v_{i,j}^l$, $v_2 = v_{j,i}^l$, $v_3 = v_{i,j}^r$ and $v_4 = v_{j,i}^r$.

Note that several vertices are involved in multiple circle gadgets in our construction. This is not a problem because we carefully placed the circle gadgets such that no two circle gadgets operate in the same quadrant on each vertex. See Figure 10 for a visualization (for simplicity, just C_1 and one C_i are drawn): Green half-edges show which quadrants are used by the circle gadget for C_{γ} . Orange half-edges belong to the circle gadgets of C_1 and C_i . Lastly, blue half-edges belong to the circle gadget of $C_{1,i}$.

As the last step of the reduction, all remaining half-edges are terminated with a new vertex of degree one. The resulting graph and rotation system are $G_{\mathcal{D}}$ and $\mathcal{R}_{\mathcal{D}}$.

Lemma 8. *If \mathcal{D} is stretchable, then $G_{\mathcal{D}}$ has a Lombardi drawing respecting $\mathcal{R}_{\mathcal{D}}$.*

Proof. We start by applying Lemma 3 to obtain a Lombardi drawing Γ_{γ} of the subgraph G_{γ} of $G_{\mathcal{D}}$ respecting \mathcal{R}_{γ} and in which cycle C_{γ} , all C_i (for $i \in \{1, \dots, n\}$) and all $C_{i,j}$ (for $i, j \in \{1, \dots, n\}$ with $i < j$) are drawn as circles.

It remains to draw the vertices and edges added by the circle gadgets. Recall that equally many edges were added into each quadrant of all vertices $v \in V(G_{\gamma})$. Thus, the angles between edges in $E(G_{\gamma})$ remain unchanged and the new edges must be drawn with equal angles between them into their quadrants to obtain perfect angular resolution.

Let e be an edge of a circle gadget with endpoints u and v and let c be the circle that u and v lie on in Γ_{γ} . By construction, e was obtained by joining the j -th half-edge in clockwise order in the first quadrant of u with the j -th half-edge in counterclockwise order in the second quadrant of v for some j . Thus the two angles between c and the arc representing e at u and v are equal and in $[0, \pi/2)$. There is exactly one circular arc that e can be drawn onto [7, Property 1].

Lastly, we need to make sure that the vertices of degree 1 that resulted from unjoined half-edges are drawn such that they do not lie on any other edge. This can be achieved by drawing the half-edges sufficiently short. \square

Lemma 9. *If $G_{\mathcal{D}}$ has a Lombardi drawing Γ respecting $\mathcal{R}_{\mathcal{D}}$, then \mathcal{D} is stretchable.*

Proof. Recall that edges of $G_{\mathcal{D}}$ are mapped to circular arcs or line segments in Γ and that each vertex has perfect angular resolution. We begin by analyzing how the cycle $C_{\gamma} = (v_1^l, \dots, v_n^l, v_1^r, \dots, v_n^r)$ in $G_{\mathcal{D}}$ must be drawn in Γ . We can assume that v_1^l, v_n^l and v_{n-1}^r do not lie on a common line and that the edge between v_1^l and v_n^r is mapped to a circular arc a (by a suitable circle inversion). Then by Lemma 7 all vertices and edges of C_{γ} lie on the underlying circle c_{γ} of a .

Next, we consider the circles C_i for $i \in \{1, \dots, n\}$. By applying a suitable circle inversion with respect to c_{γ} if necessary, we can assume that the paths P_i are drawn inside c_{γ} . In converse, the edges e_i are drawn outside of c_{γ} and therefore must be drawn as circular arcs (because a line segment would be inside c_{γ}). Applying Lemma 7 to each C_i yields that it is drawn as a circle c_i in Γ .

It remains to consider the circles $C_{i,j}$ for $i, j \in \{1, \dots, n\}$ with $i < j$. If they are not already drawn as a circle $c_{i,j}$ we can replace their drawing by a circle with sufficiently small radius by Lemma 11 (in the appendix).

Now it follows from Lemma 4 that \mathcal{D} is stretchable. \square

At this point we can finally prove our main result, Theorem 1:

Proof (of Theorem 1). Let \mathcal{D} be a combinatorial description of a simple pseudoline arrangement. Construct $G_{\mathcal{D}}$ and $\mathcal{R}_{\mathcal{D}}$ as described above. By Lemmas 8 and 9, \mathcal{D} is stretchable if and only if $G_{\mathcal{D}}$ admits a Lombardi drawing respecting $\mathcal{R}_{\mathcal{D}}$, proving $\exists\mathbb{R}$ -hardness. We prove $\exists\mathbb{R}$ -membership in Lemma 12 (in the appendix).

\square

4 Conclusion and Open Problems

In this paper we proved that it is $\exists\mathbb{R}$ -complete to decide whether a given graph G with a fixed rotation system \mathcal{R} admits a Lombardi drawing respecting \mathcal{R} . To the best of our knowledge, this is the first result on the complexity of Lombardi drawing for general graphs.

In fact, Lombardi drawing is just a special case of the more general problem where instead of enforcing perfect angular resolution we want to draw a graph with circular arc edges and angles of prescribed size. Our reduction immediately proves $\exists\mathbb{R}$ -hardness for this problem as well:

Corollary 10. *Let G be a graph with a rotation system \mathcal{R} and let Θ be an angle assignment prescribing the size of all angles in \mathcal{R} . Then it is $\exists\mathbb{R}$ -complete to decide whether G admits a drawing with edges as circular arcs or line segments respecting \mathcal{R} and Θ .*

On the other hand, several interesting questions remain open: Our reduction heavily relies on fixing the rotation system \mathcal{R} . By the perfect angular resolution requirement this fixes all angles in every Lombardi drawing. We wonder whether the problem remains $\exists\mathbb{R}$ -complete without fixing \mathcal{R} :

Open Problem 1. *What is the computational complexity of deciding whether a graph admits any Lombardi drawing (without fixing a rotation system \mathcal{R})?*

Given a planar graph, one usually asks for a planar Lombardi drawing. The graphs constructed in our reduction are in general not planar. In fact, they contain arbitrarily large clique minors. This motivates our second open problem:

Open Problem 2. *What is the complexity of deciding whether a planar graph admits a planar Lombardi drawing (with or without fixing a rotation system \mathcal{R})?*

Acknowledgements

We thank Torsten Ueckerdt, Laura Merker and three anonymous reviewers for carefully reading this manuscript and providing valuable feedback.

References

1. Bieker, N., Bläsius, T., Dohse, E., Jungeblut, P.: Recognizing Unit Disk Graphs in Hyperbolic Geometry is $\exists\mathbb{R}$ -Complete. In: Proceedings of the 39th European Workshop on Computational Geometry (EuroCG 2023). pp. 35:1–35:8 (2023). <https://doi.org/10.48550/arXiv.2301.05550>
2. Bienstock, D.: Some Provably Hard Crossing Number Problems. *Discrete & Computational Geometry* **6**(3), 443–459 (1991). <https://doi.org/10.1007/BF02574701>
3. Canny, J.: Some Algebraic and Geometric Computations in PSPACE. In: Proceedings of the Twentieth Annual ACM Symposium on Theory of Computing. pp. 460–467. STOC '88, Association for Computing Machinery, New York, NY, USA (Jan 1988). <https://doi.org/10.1145/62212.62257>

4. Cardinal, J., Kusters, V.: The Complexity of Simultaneous Geometric Graph Embedding. *Journal of Graph Algorithms and Applications* **19**(1), 259–272 (2015). <https://doi.org/10.7155/jgaa.00356>
5. Chernobelskiy, R., Cunningham, K.I., Goodrich, M.T., Kobourov, S.G., Trott, L.: Force-Directed Lombardi-Style Graph Drawing. In: van Krefeld, M., Speckmann, B. (eds.) *Graph Drawing (GD 2011)*. Lecture Notes in Computer Science, vol. 7034, pp. 320–331 (2012). https://doi.org/10.1007/978-3-642-25878-7_31
6. Duncan, C.A., Eppstein, D., Goodrich, M.T., Kobourov, S.G., Löffler, M., Nöllenburg, M.: Planar and poly-arc Lombardi drawings. *Journal of Computational Geometry* **9**(1), 328–355 (2018). <https://doi.org/10.20382/jocg.v9i1a11>
7. Duncan, C.A., Eppstein, D., Goodrich, M.T., Kobourov, S.G., Nöllenburg, M.: Lombardi Drawings of Graphs. *Journal of Graph Algorithms and Applications* **16**(1), 85–108 (2012). <https://doi.org/10.7155/jgaa.00251>
8. Duncan, C.A., Eppstein, D., Goodrich, M.T., Kobourov, S.G., Nöllenburg, M.: Drawing Trees with Perfect Angular Resolution and Polynomial Area. *Discrete & Computational Geometry* **49**(2), 157–182 (2013). <https://doi.org/10.1007/s00454-012-9472-y>
9. Eppstein, D.: A Möbius-Invariant Power Diagram and Its Applications to Soap Bubbles and Planar Lombardi Drawing. *Discrete & Computational Geometry* **52**(3), 515–550 (2014). <https://doi.org/10.1007/s00454-014-9627-0>
10. Eppstein, D.: Simple Recognition of Halin Graphs and Their Generalizations. *Journal of Graph Algorithms and Applications* **20**(2), 323–346 (2016). <https://doi.org/10.7155/jgaa.00395>
11. Eppstein, D.: Bipartite and Series-Parallel Graphs Without Planar Lombardi Drawings. *Journal of Graph Algorithms and Applications* **25**(1), 549–562 (2021). <https://doi.org/10.7155/jgaa.00571>
12. Eppstein, D.: Limitations on Realistic Hyperbolic Graph Drawing. In: Purchase, H.C., Rutter, I. (eds.) *Graph Drawing and Network Visualization (GD 2021)*. Lecture Notes in Computer Science, vol. 12868, pp. 343–357 (2021). https://doi.org/10.1007/978-3-030-92931-2_25
13. Eppstein, D., Frishberg, D., Osegueda, M.C.: Angles of Arc-Polygons and Lombardi Drawings of Cacti. *Computational Geometry* **112** (2023). <https://doi.org/10.1016/j.comgeo.2023.101982>
14. Erickson, J., van der Hoog, I., Miltzow, T.: Smoothing the Gap Between NP and ER. *SIAM Journal on Computing* pp. FOCS20–102–FOCS20–138 (2022). <https://doi.org/10.1137/20M1385287>
15. Hilbert, D.: *Grundlagen der Geometrie*. Teubner, 13 edn. (1968). <https://doi.org/10.1007/978-3-322-92726-2>
16. Hobbs, R.: *Mark Lombardi: Global Networks*. Independent Curators International (2003)
17. Hoffmann, U.: On the Complexity of the Planar Slope Number Problem. *Journal of Graph Algorithms and Applications* **21**(2), 183–193 (2017). <https://doi.org/10.7155/jgaa.00411>
18. Kindermann, P., Kobourov, S.G., Löffler, M., Nöllenburg, M., Schulz, A., Vogtenhuber, B.: Lombardi Drawings of Knots and Links. *Journal of Computational Geometry* **10**(1), 444–476 (2018). <https://doi.org/10.20382/jocg.v10i1a15>
19. Kratochvíl, J., Matoušek, J.: Intersection Graphs of Segments. *Journal of Combinatorial Theory, Series B* **62**(2), 289–315 (1994). <https://doi.org/10.1006/jctb.1994.1071>
20. Kynčl, J.: Simple Realizability of Complete Abstract Topological Graphs in P . *Discrete & Computational Geometry* **45**(3), 383–399 (2011). <https://doi.org/10.1007/s00454-010-9320-x>

21. Lubiw, A., Miltzow, T., Mondal, D.: The Complexity of Drawing a Graph in a Polygonal Region. *Journal of Graph Algorithms and Applications* **26**(4), 421–446 (2022). <https://doi.org/10.7155/jgaa.00602>
22. Mněv, N.E.: The Universality Theorems on the Classification Problem of Configuration Varieties and Convex Polytopes Varieties. In: Viro, O.Y., Vershik, A.M. (eds.) *Topology and Geometry — Rohlin Seminar, Lecture Notes in Mathematics*, vol. 1346, pp. 527–543. Springer, Berlin, Heidelberg (1988). <https://doi.org/10.1007/BFb0082792>
23. Okamoto, Y., Ravsky, A., Wolff, A.: Variants of the Segment Number of a Graph. In: Archambault, D., Tóth, C.D. (eds.) *Graph Drawing and Network Visualization (GD 2019)*. *Lecture Notes in Computer Science*, vol. 11904, pp. 430–443 (2019). https://doi.org/10.1007/978-3-030-35802-0_33
24. Purchase, H., Hamer, J., Nöllenburg, M., Kobourov, S.G.: On the Usability of Lombardi Graph Drawings. In: Didimo, W., Patrignani, M. (eds.) *Graph Drawing (GD 2012)*. *Lecture Notes in Computer Science*, vol. 7704, pp. 451–462 (2013). https://doi.org/10.1007/978-3-642-36763-2_40
25. Richter-Gebert, J.: Mněv’s Universality Theorem revisited (2002), https://geo.ma.tum.de/_Resources/Persistent/3/e/a/2/3ea2ad59228a1a24a67d1e994fa77266a599e73a/15_MnevsUniversalityTheorem.pdf
26. Schaefer, M.: Complexity of Some Geometric and Topological Problems. In: Eppstein, D., Gansner, E.R. (eds.) *Graph Drawing (GD 2009)*. *Lecture Notes in Computer Science*, vol. 5849, pp. 334–344 (2010). https://doi.org/10.1007/978-3-642-11805-0_32
27. Schaefer, M.: Realizability of Graphs and Linkages. In: Pach, J. (ed.) *Thirty Essays on Geometric Graph Theory*, pp. 461–482. Springer (2013). https://doi.org/10.1007/978-1-4614-0110-0_24
28. Schaefer, M.: Complexity of Geometric k -Planarity for Fixed k . *Journal of Graph Algorithms and Applications* **25**(1), 29–41 (2021). <https://doi.org/10.7155/jgaa.00548>
29. Schaefer, M.: On the Complexity of Some Geometric Problems With Fixed Parameters. *Journal of Graph Algorithms and Applications* **25**(1), 195–218 (2021). <https://doi.org/10.7155/jgaa.00557>
30. Schaefer, M.: RAC-Drawability is $\exists\mathbb{R}$ -complete. In: Rutter, I., Purchase, H. (eds.) *Graph Drawing and Network Visualization (GD 2021)*. *Lecture Notes in Computer Science*, vol. 12868, pp. 72–86 (2021). https://doi.org/10.1007/978-3-030-92931-2_5
31. Schaefer, M., Štefankovič, D.: Fixed Points, Nash Equilibria, and the Existential Theory of the Reals. *Theory of Computing Systems* **60**, 172–193 (2017). <https://doi.org/10.1007/s00224-015-9662-0>
32. Schwerdtfeger, H.: *Geometry of Complex Numbers*. Dover Publications, Inc. (1979)
33. Shor, P.W.: Stretchability of Pseudolines is NP-Hard. In: Gritzmann, P., Sturmfels, B. (eds.) *Applied Geometry And Discrete Mathematics, Proceedings of a DIMACS Workshop, Providence, Rhode Island, USA, September 18, 1990*. *DIMACS Series in Discrete Mathematics and Theoretical Computer Science*, vol. 4, pp. 531–554 (1991). <https://doi.org/10.1090/dimacs/004/41>

A Omitted Details

In the proof of Lemma 3 we construct a Lombardi drawing Γ_γ of G_γ . There, for each pseudoline ℓ_i the corresponding path P_i is drawn along a single circular

arc. Given a pair ℓ_i, ℓ_j of two pseudolines (with $i < j$), their corresponding circular arcs a_i and a_j cross and we draw a sufficiently small circle $c_{i,j}$ enclosing their intersection. Then the vertices $v_{i,j}^l, v_{j,i}^l, v_{i,j}^r$ and $v_{j,i}^r$ are placed on the intersection of $c_{i,j}$ with a_i and a_j . To achieve perfect angular resolution, $c_{i,j}$ must be orthogonal to both circular arcs. See again Figure 6. The following lemma guarantees the existence of such a circle:

Lemma 11. *Let a_1 and a_2 be two circular arcs with a unique proper intersection p (i.e., not a touching). There is a sufficiently small circle c orthogonal to a_1 and a_2 enclosing p .*

Proof. For $i \in \{1, 2\}$ let c_i be the underlying circle of a_i with center (x_i, y_i) and radius r_i . Without loss of generality, we assume that $r_1 \geq r_2$. We denote by d the Euclidean distance between the centers of c_1 and c_2 . By the assumption that a_1 and a_2 have a proper intersection, c_1 and c_2 must have two intersections, which is the case if and only if $d < r_1 + r_2$ and $d > r_1 - r_2$.

We shall find a circle c orthogonal to c_1 and c_2 with a tiny but fixed radius r (whose exact value is to be determined later). Circle c is orthogonal to c_i if and only if $r_i^2 + r^2 = d_i^2$, where d_i denotes the distance between the center of c_i and c [32]. Thus, the center of c must be at distance $d_i = \sqrt{r_i^2 + r^2}$ from the center of c_i . In particular, for both $i \in \{1, 2\}$ the center of c must be on the circle c'_i with center (x_i, y_i) and radius d_i .

It remains to choose r such that c'_1 and c'_2 have non-empty intersection. This is the case if and only if $d \leq d_1 + d_2$ and $d \geq |d_1 - d_2| = d_1 - d_2$ (where the last step follows from $r_1 \geq r_2$). The first inequality holds for any choice of $r > 0$ because $d < r_1 + r_2 < d_1 + d_2$ (here the first inequality follows from c_1 having two intersections with c_2). For the second inequality we know that $d > r_1 - r_2$ (again, because c_1 and c_2 intersect twice), so there is an $\varepsilon > 0$ such that $d = r_1 - r_2 + \varepsilon$. Any $r > 0$ such that $|d_i - r_i| < \varepsilon/2$ works for us: Then

$$d = r_1 - r_2 + \varepsilon > \left(d_1 - \frac{\varepsilon}{2}\right) - \left(d_2 + \frac{\varepsilon}{2}\right) + \varepsilon = d_1 - d_2$$

as desired. Thus, for sufficiently small $r > 0$, there is exactly two possible centers for circles that are orthogonal to c_1 and c_2 and enclose one of their intersections each. Choose the one corresponding to the intersection between a_1 and a_2 . \square

B $\exists\mathbb{R}$ -Membership

Lemma 12. *Given a graph G and a rotation system \mathcal{R} , deciding whether G admits a Lombardi drawing respecting \mathcal{R} is in $\exists\mathbb{R}$.*

Proof. By a result from Erickson, van der Hoog and Miltzow, $\exists\mathbb{R}$ -membership follows from the existence of a polynomial-time verification algorithm for a real RAM machine² [14].

² The real RAM extends the classical word RAM by additional registers that contain real numbers (with arbitrary precision). The basic arithmetic operations $+$, $-$, \cdot , $/$ and even $\sqrt{\cdot}$ are supported in constant time. See [14] for a formal definition.

Let G with rotation system \mathcal{R} be a yes-instance of the Lombardi drawing problem. Then the obvious witness is a Lombardi drawing Γ mapping each vertex to a point and each edge to a circular arc or line segment. Given real-valued coordinates for each vertex and a description of each edge as either a circular arc or a line segment, we have to check the following:

- No edge contains a vertex other than its two endpoints.
- No two edges share more than one point.
- No two vertices are mapped to the same point.
- Each vertex has perfect angular resolution.
- The rotation system of Γ is \mathcal{R} .

$\exists\mathbb{R}$ -membership follows because all of the above checks can easily be done in polynomial time on a real RAM machine. \square