

KNOTS AND LINKS IN 2-COMPLEXES

VLADIMIR TURAEV

ABSTRACT. We introduce and study knots and links in 2-dimensional complexes. In particular, we define linking numbers for oriented two-component links in 2-complexes and a Kauffman-type bracket polynomial for links in 2-complexes. We also discuss relationships with knots and links in 3-manifolds.

1. INTRODUCTION

Classical knot theory studies isotopy classes of embedded circles in 3-dimensional Euclidean space \mathbb{R}^3 . This theory extends in many directions including knots in arbitrary 3-manifolds, virtual knots, and high-dimensional knots. To present a knot in \mathbb{R}^3 one can draw its generic projection to the plane and indicate at all crossings which of the two branches of the knot lies above the other branch. The resulting plane pictures are called knot diagrams. Knot isotopies can be formulated as sequences of Reidemeister moves which are certain standard local modifications of knot diagrams. Instead of the plane \mathbb{R}^2 one can equivalently use a disc in \mathbb{R}^2 or the 2-sphere $S^2 = \mathbb{R}^2 \cup \{\infty\}$.

In this paper, we introduce a version of knot theory where the 2-sphere is replaced by an arbitrary compact 2-dimensional complex X . By a knot in X we shall mean a generic loop in X provided with certain additional data. Note that X is not supposed to be embedded (or even embeddable) in a 3-manifold, so that we cannot apply here the usual language of over/under-going branches. Our additional data is formulated in terms of the complements of loops in X . Similar ideas allow us to define links in X . We define isotopy of such links using appropriate versions of the Reidemeister moves. The objective of this theory is to study isotopy classes of knots and links in X .

We do not meet in this setting any plausible analogues of standard notions of knot theory such as the knot exterior, the knot group, the Seifert form, the Alexander polynomial, etc. On the other hand, our knots and links in a 2-complex X do share a number of features of knots and links in 3-manifolds. First, we can draw usual planar link diagrams in regions of X so that classical links determine links in X . Second, when X is embedded in a 3-manifold, every link in X determines a link in this 3-manifold. Third, several fundamental invariants of classical links extend to links in 2-complexes. We will demonstrate it for the linking number and the Kauffman bracket polynomial. In a separate paper we will discuss such extensions for the Khovanov homology. Also, we can define skein modules of 2-complexes analogous to skein modules of 3-manifolds.

To finish the Introduction, I would like to heartily thank Alexis Virelizier, who did for me all the computer pictures in this paper. I am also thankful to C. Livingston and A. Sikora for helpful remarks on this paper.

2. PRELIMINARIES ON CLASSICAL LINKS

We introduce dotted diagrams of classical knots and links.

2.1. Basics. Diagrams of a link in \mathbb{R}^3 are obtained by projecting the link to the plane \mathbb{R}^2 and indicating the over/under-passing branches at all crossings. The link should be preliminary deformed into a generic position to ensure that all crossings in its projection are double and transversal. Looking at the link diagram, we can immediately recover the link up to ambient isotopy in \mathbb{R}^3 . The Reidemeister theorem says that two link diagrams represent isotopic links in \mathbb{R}^3 if and only if these diagrams can be obtained from each other by a finite sequence of ambient isotopies in the plane, Reidemeister moves $\Omega_1^\pm, \Omega_2, \Omega_3$ shown in Figure 1, and the inverse moves.

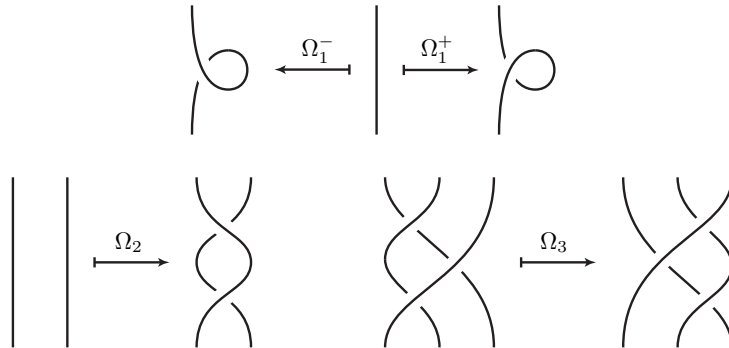


FIGURE 1. The Reidemeister moves

2.2. Dotted diagrams. Instead of traditional link diagrams we will use plane pictures which we call *dotted link diagrams*. Observe that near every crossing, the (generic) link projection in the plane looks like two transversal lines splitting the plane into four areas surrounding the crossing. Pick the overpassing line and rotate it counterclockwise sweeping two of these areas. Put a dot in each of those two areas, see Figure 2. These dots allow us to recover the overpassing line: moving the dots clockwise around the crossing we hit the overpassing line before hitting the underpassing line. In this way, the language of link diagrams with over/under-passes can be translated in the language of dotted diagrams and vice versa. For example, the dotted diagrams in Figure 3 represent a left-handed trefoil and a right-handed trefoil.



FIGURE 2. From overcrossings to dots

Under the passage to the dotted diagrams, the Reidemeister moves $\Omega_1^\pm, \Omega_2, \Omega_3$ turn respectively into the moves M_1^\pm, M_2, M_3 in Figure 4. The Reidemeister theorem implies that two dotted link diagrams in the plane represent isotopic links

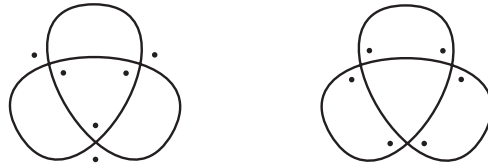


FIGURE 3. A left-handed trefoil and a right-handed trefoil

in \mathbb{R}^3 if and only if these diagrams can be related by a finite sequence of ambient isotopies in the plane, the moves M_1^\pm, M_2, M_3 , and the inverse moves.

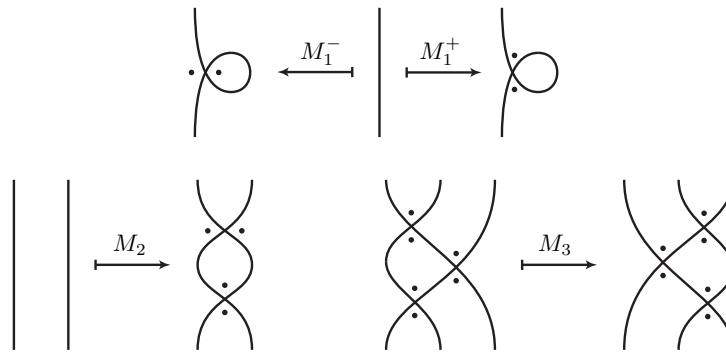


FIGURE 4. The dotted Reidemeister moves

The standard procedure of taking the mirror image of a link goes by replacing overpass by underpass at each crossing. In the language of dotted diagrams this amounts to replacing at every crossing the given pair of dots with the *opposite pair* of dots lying in the other two areas adjacent to the crossing. This yields a dotted diagram of the mirror image of the link. For example, the standard dotted diagram of the left-handed trefoil yields in this way the dotted diagram of the right-handed trefoil, see Figure 3. It is curious to note that one of these diagrams has two regions containing 3 dots while the other diagram has three regions containing 2 dots.

2.3. Remarks. 1. Any dotted link diagram D in \mathbb{R}^2 gives rise to another dotted link diagram D' in \mathbb{R}^2 by reflecting D (together with the dots) with respect to a straight line $\ell \subset \mathbb{R}^2$. The links $L, L' \subset \mathbb{R}^3$ presented by D, D' are isotopic: rotating L around the line $\ell \subset \mathbb{R}^2 \subset \mathbb{R}^3$ to 180° we obtain L' . As a consequence, the diagrams D, D' can be related by a finite sequence of ambient isotopies in \mathbb{R}^2 , the moves M_1^\pm, M_2, M_3 , and the inverse moves.

2. Dotted diagrams and the moves in Figure 4 can be also used to represent braids and tangles. For example, the dotted diagram in Figure 2 represents the elementary braid σ_1 on two strings. The mirror image of this diagram represents the inverse braid σ_1^{-1} . The equality $\sigma_1 \sigma_1^{-1} = 1$ is obtained by the move M_2 . The braid identity $\sigma_1 \sigma_2 \sigma_1 = \sigma_2 \sigma_1 \sigma_2$ is obtained by the move M_3 .

3. GRAPHS, 2-COMPLEXES, AND CURVES

We fix here our terminology concerning graphs and curves in 2-complexes.

3.1. Graphs. A *finite graph* is formed by a finite set of vertices and a finite set of connecting them edges. Different edges may have the same endpoints. We allow edges to be loops, i.e., to have both ends in the same vertex. The *degree* of a vertex is the number of the adjacent edges (the loops are counted twice). By abuse of the language, the underlying topological spaces of finite graphs are also called finite graphs.

The *cylinder* over a graph Γ is the topological space $\Gamma \times [0, 1]$. The *cone* over Γ is the topological space $C(\Gamma)$ obtained from the cylinder $\Gamma \times [0, 1]$ by contracting $\Gamma \times \{0\}$ to a point. This point of $C(\Gamma)$ is called the *cone point*.

The graph formed by two vertices and $n \geq 1$ connecting them edges (no loops) will be denoted θ_n . In particular, θ_1 is a segment, θ_2 is a circle, and θ_3 is a circle with a diameter.

3.2. Two-complexes. By a *2-complex* we will mean a compact Hausdorff topological space X such that each point $x \in X$ has a closed neighborhood homeomorphic to the cone $C(\Gamma_x)$ over a finite graph Γ_x . It is understood here that the homeomorphism in question must carry x to the cone point of $C(\Gamma_x)$. We distinguish four types of points $x \in X$. If Γ_x is homeomorphic to the circle, then x is a *generic point* of X . If Γ_x is homeomorphic to the segment, then x is a *boundary point* of X . If Γ_x is homeomorphic to the graph θ_n with $n \geq 3$ then x is a *ridge point* of X . In all other cases, x is a *singular point* of X .

The generic points of a 2-complex X form a surface which we call the *interior* of X and denote $\text{Int}(X)$. The boundary points of X form a 1-dimensional manifold denoted ∂X . Clearly, the union $\text{Int}(X) \cup \partial X$ is a surface with boundary ∂X . The ridge points of X form a 1-dimensional manifold called the *ridge* of X and denoted $\text{rid}(X)$. Near any ridge point x , the space X is homeomorphic to the union of ≥ 3 half-planes in \mathbb{R}^3 having the same boundary line. The images of these half-planes in X are the *branches of X at x* or the *branches of X adjacent to x* .

3.3. Closed curves. A *closed curve* in a 2-complex X is the image of a continuous map $S^1 \rightarrow X$. A closed curve $\ell \subset X$ is *generic* if

- (a) $\ell \subset \text{Int}(X) \cup \text{rid}(X)$;
- (b) the crossings of ℓ with itself are double transversal crossings in $\text{Int}(X)$ and are finite in number;
- (c) if ℓ contains a ridge point x , then near x this curve is an embedded arc which lies in the union of two different branches of X at x and which meets the 1-manifold $\text{rid}(X)$ transversally at x .

A finite family of closed curves in X is *generic* if these curves are generic and their crossings are double transversal crossings in $\text{Int}(X)$ and are finite in number.

3.4. Examples. 1. A compact surface is a 2-complex having no ridge points and no singular points.

2. The underlying topological space of a finite 2-dimensional simplicial complex is a 2-complex.

3. For a finite graph Γ , the cylinder $\Gamma \times [0, 1]$ and the cone $C(\Gamma)$ are 2-complexes. If Γ has no isolated vertices then $\Gamma \times [0, 1]$ has $2N$ singular points where N is the number of vertices of Γ of degree ≥ 3 . For $N \geq 1$, the cone $C(\Gamma)$ has $N + 1$ singular points.

4. KNOTS AND LINKS IN 2-COMPLEXES

For the rest of the paper, we fix a connected 2-complex X .

4.1. Knots and links in X . A *link* in the 2-complex X is a finite generic family of closed curves in X which is *dotted* in the sense that every crossing of these curves is provided with two dots in the opposite adjacent areas in $\text{Int}(X)$. Each closed curve in the link together with the dots at its self-crossings is a *component* of this link. A link having only one component is a *knot*.

The *mirror image* L^{mir} of a link L in X is obtained by replacing at every crossing of L the given pair of dots with the *opposite pair* of dots lying in the other two adjacent areas at this crossing.

4.2. Isotopies. Besides the dotted Reidemeister moves M_1^\pm, M_2, M_3 in $\text{Int}(X)$ we need moves which involve the ridge and the singular points of X . In Figures 5 and 6 the horizontal line represents the ridge of X (not a part of the link). The moves M_4 and M_5^\pm shown in these figures push the link across the ridge. These moves modify the link in the union of two adjacent branches.



FIGURE 5. The move M_4

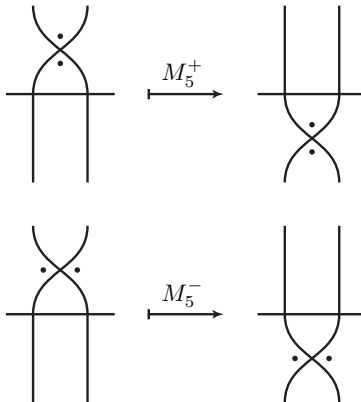
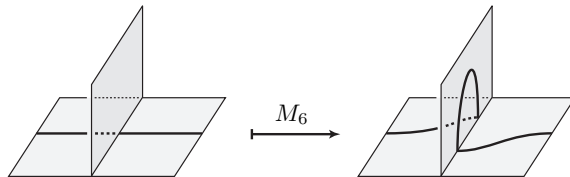


FIGURE 6. The moves M_5^+ et M_5^-

The move M_6 modifies the link in the union of three adjacent branches, see Figure 7.

Finally, the move M_7 pushes the link across a singular point $x \in X$ as follows. Let $C(\Gamma_x) \subset X$ be a cone neighborhood of x and let $S \subset \Gamma_x$ be a circle embedded in the graph Γ_x . Then the cone $D = C(S) \subset C(\Gamma_x)$ is a disc centered at x . If a link in X meets D along an embedded arc with endpoints in $\partial D = S$, then the move M_7 replaces this arc with any other embedded arc in $D \setminus \{x\}$ which has the same endpoints and is transversal to $\text{rid}(X) \cap D$. Note that $\text{rid}(X) \cap D$ is a union of several radii of the disc D .

FIGURE 7. The move M_6

Two links in X are *isotopic* if they can be transformed into each other using ambient isotopies in X , the moves $M_1^\pm, M_2 - M_4, M_5^\pm, M_6, M_7$, and the inverse moves. We will call these moves *basic moves*. Note that if two links are isotopic then so are their mirror images.

The theory of links in X studies isotopy classes of links in X .

4.3. Local links. Classical links in \mathbb{R}^3 can be drawn in X as follows. Pick an embedding $f : \mathbb{R}^2 \hookrightarrow \text{Int}(X)$. Given a link $L \subset \mathbb{R}^3$, present it by a dotted diagram in \mathbb{R}^2 and transport this diagram (together with the dots) along f . This yields a link, L_f , in X called the *local link modeled on L* . It is clear that the isotopy class of L_f depends only on L and the isotopy class of f . Moreover, when f is composed with a reflection of the plane, the isotopy class of L_f is preserved, as follows from Remark 2.3.1. Consequently, the isotopy class of L_f depends only on L and the connected component of the surface $\text{Int}(X)$ containing the image of f . We will say that the link L_f is obtained by drawing L in that component.

We briefly discuss the role of the component of $\text{Int}(X)$ above. We say that two components of $\text{Int}(X)$ are *adjacent* if they both are adjacent to a certain ridge point of X . Drawing the same classical link diagram in adjacent components of $\text{Int}(X)$ we get isotopic links in X : the isotopy is obtained by pushing the diagram across the ridge via a sequence of moves M_4, M_5^\pm and their inverses. Hence, if any two components of $\text{Int}(X)$ can be included in a sequence of components of $\text{Int}(X)$ in which every two consecutive components are adjacent, then all links in X obtained by drawing the same classical link are isotopic. This property holds for example when X is the 2-skeleton of a triangulation of a compact connected 3-manifold.

4.4. A relation to links in 3-manifolds. Suppose that our 2-complex X is embedded into an oriented 3-manifold N . (Note for the record that not all 2-complexes embed in 3-manifolds). We show how to transform any link L in X into a link in N . Of course, the set $L \subset X \subset N$ is a 4-valent graph whose vertices are the crossings of L . We modify L near a crossing c as follows. Recall that $c \in \text{Int}(X)$. Pick a small disk $D \subset \text{Int}(X)$ centered at c and such that $L \cap D$ is the union of two diameters of D . These diameters split D into four sectors and, by the definition of L , two opposite sectors carry dots. Pick any orientation ω of D . Among the two diameters forming $L \cap D$ we let d_ω be the one such that rotating d_ω around the center c of D in the direction determined by ω we first hit the dotted sectors and then the undotted sectors. Pick a normal vector field ν_ω on D in N such that the pair (ω, ν_ω) determines the given orientation of N . Now, we slightly push $d_\omega \subset L$ along ν_ω . This separates two branches of L at c . Moreover, the result of this procedure considered up to isotopy in N does not depend on ω . Indeed, under the opposite choice $-\omega$ of the orientation in D , we obtain the other diameter $d_{-\omega} \neq d_\omega$ and the

opposite normal vector field $\nu_{-\omega} = -\nu_{\omega}$. Pushing $d_{-\omega}$ along $\nu_{-\omega}$, we separate the branches of L at c in the same way as above.

Applying the described procedure at all crossings of L we transform L into a link in N . Its isotopy class in N is preserved under the basic moves on L . This is obvious for the moves M_4, M_5^{\pm}, M_6, M_7 and standard for M_1^{\pm}, M_2, M_3 . (To see it, we can use equivalence between dotted link diagrams in the plane and traditional link diagrams). In this way, each isotopy class of links in $X \subset N$ determines an isotopy class of links in N .

Suppose now that all components of $N \setminus X$ are homeomorphic to a 3-ball. (This is the case, for example, when X is the 2-skeleton of a triangulation of N or the 2-skeleton of a CW-decomposition of N dual to a triangulation of N). Let \mathcal{F} be the above-defined mapping from the set of isotopy classes of links in X to the set of isotopy classes of links in N . The mapping \mathcal{F} is surjective as any link in N can be deformed into a position near X and then drawn on X . It seems plausible that the mapping \mathcal{F} is bijective. Indeed, any link isotopy in N can be pushed away from the centers of the 3-balls forming $N \setminus X$ to get an isotopy proceeding near X . The latter link isotopy may be “drawn on X ”, i.e., expanded as a composition of ambient isotopies in X and the basic moves on links in X . Of course, this argument should be carefully verified as the bijectivity of \mathcal{F} would have serious consequences. If true, it would allow to use isotopy invariants of links in X (including those defined in the next sections) to obtain new isotopy invariants of links in N . Those invariants would certainly depend on the choice of X . For example, given a link $L \subset N$, we can take for X the 2-skeleton of a triangulation of N which is so small that L is a union of disjoint closed curves embedded in X . Then all invariants of $L \subset X$ defined below are equal to zero. This is in general not the case, for instance, for $X = S^2 \subset N = S^3$.

4.5. Remark. As in Section 2.2, any traditional link diagram in a disc $D \subset \mathbb{R}^2$ transforms in a dotted link diagram in D . This yields an equivalence between the theory of links in the 3-manifold $D \times \mathbb{R}$ and the theory of links in D . More generally, for any compact oriented surface Σ , the theory of links in the 3-manifold $\Sigma \times \mathbb{R}$ is equivalent to the theory of links in Σ .

5. THE LINKING NUMBER AND THE WRITHE

We introduce two numerical characteristics of links in the 2-complex X , the linking number and the writhe.

5.1. Oriented links. *Oriented links* in X are links in X with oriented (directed) components. *Oriented (basic) moves* $M_1^{\pm}, M_2 - M_4, M_5^{\pm}, M_6, M_7$ on oriented links are the basic moves as above keeping orientations of all components. Two oriented links in X are *isotopic* if one can be transformed into the other using these moves, their inverses, and ambient isotopies in X . For any oriented link L in X we denote by $-L$ the same link with opposite orientation of the components.

Note that each Reidemeister move on classical link diagrams has several oriented versions. The minimal set of oriented Reidemeister moves was described by M. Polyak [Po]. His moves - translated in the language of dotted diagrams - together with the oriented moves M_4, M_5^{\pm}, M_6, M_7 are sufficient to study isotopies of oriented links in 2-complexes.

5.2. The linking number. The linking number of an oriented 2-component link in \mathbb{R}^3 counts the number of times that one component winds around the other. This number can be computed from a diagram of the link as a sum of the crossing signs. The signs of the crossings can be defined for oriented links in X : to a crossing c we attribute a sign $\text{sign}(c) = \pm 1$ as in Figure 8. If L is a 2-component oriented link in X then we define its linking number by

$$(5.2.1) \quad \text{lk}(L) = \sum_c \text{sign}(c) \in \mathbb{Z}$$

where c runs over all crossings of the components of L with each other. It is easy to check that $\text{lk}(L)$ is preserved under the oriented basic moves on L . Therefore $\text{lk}(L)$ is an isotopy invariant of L .



FIGURE 8. The sign of a crossing

We list a few properties of $\text{lk}(L)$. First, $\text{lk}(L)$ is congruent mod 2 to the number of crossings of different components of L . Second, $\text{lk}(-L) = \text{lk}(L)$ and $\text{lk}(L^{\text{mir}}) = -\text{lk}(L)$. Third, if L is a local link in X derived from an oriented 2-component link $\ell = \ell_1 \cup \ell_2 \subset \mathbb{R}^3$, then

$$(5.2.2) \quad \text{lk}(L) = \text{lk}(\ell_1, \ell_2) + \text{lk}(\ell_2, \ell_1) = 2\text{lk}(\ell_1, \ell_2) = 2\text{lk}(\ell_2, \ell_1)$$

where $\text{lk}(\ell_1, \ell_2)$ is the usual linking number of the oriented knots ℓ_1, ℓ_2 in \mathbb{R}^3 . Indeed, present ℓ by a traditional planar link diagram and take the associated dotted diagram. The sum (5.2.1) runs over all crossings of ℓ_1 with ℓ_2 . Those crossings where ℓ_1 lies above ℓ_2 contribute $\text{lk}(\ell_1, \ell_2)$ and those crossings where ℓ_2 lies above ℓ_1 contribute $\text{lk}(\ell_2, \ell_1)$. This gives (5.2.2). As a consequence, if $\text{lk}(L)$ is odd then L is not isotopic to a local link.

5.3. The writhe. It is clear from the definitions that the opposite directions on a knot K in X give rise to the same signs at all crossings of K . We define the *writhe* $\text{wri}(K) \in \mathbb{Z}$ of K to be the sum of the signs of all crossings of K . The writhe increases by 1 under the move M_1^+ , decreases by 1 under the move M_1^- , and is preserved under all other basic moves. The writhe is *not* an isotopy invariant of knots.

For any link L in X we define the *unoriented writhe* $\text{wri}(L) \in \mathbb{Z}$ as the sum of the writhes of the components of L . For an oriented link L in X we define the *oriented writhe* by

$$(5.3.1) \quad \text{Wri}(L) = \sum_c \text{sign}(c) \in \mathbb{Z}$$

where c runs over all crossings of L . Clearly, $\text{Wri}(-L) = \text{Wri}(L)$ and $\text{Wri}(L^{\text{mir}}) = -\text{Wri}(L)$. If L_1, \dots, L_n are the components of L , then

$$\text{Wri}(L) = \text{wri}(L) + \sum_{1 \leq i < j \leq n} \text{lk}(L_i, L_j).$$

Both $\text{wri}(L)$ and $\text{Wri}(L)$ increase by 1 under the move M_1^+ on L , decrease by 1 under the move M_1^- , and are preserved under all other basic moves. Both these writhees are *not* isotopy invariant.

5.4. **Examples.** 1. Pick a point $p \in S^1$ and consider the 2-component link in the torus $S^1 \times S^1$ formed by the curves $S^1 \times \{p\}$, $\{p\} \times S^1$, and a choice of dots in their crossing (p, p) . For an appropriate orientation of these curves, we get an oriented link in the torus with linking number 1. Inverting orientation of one of the curves we get an oriented link with linking number -1 .

2. Let \mathcal{M} be the Möbius band represented in Figure 9 by a square whose vertical sides are glued to each other via a homeomorphism carrying the points A, B respectively to A', B' . Let L be the oriented 2-component link in \mathcal{M} whose components are parametrized by the skew segments in Figure 9. Then $\text{lk}(L) = 1$ and $\text{lk}(L^{\text{mir}}) = -1$. As a corollary, the links L and L^{mir} are not isotopic.

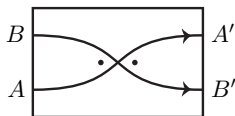


FIGURE 9. A link in a Möbius band

3. Let \mathcal{A} be the annulus represented in Figure 10 by a square whose vertical sides are glued to each other via a homeomorphism carrying the points A, B respectively to A', B' . Let L be the oriented 2-component link in \mathcal{A} whose components are parametrized by the curves in Figure 10. Then $\text{lk}(L) = 2$ and $\text{lk}(L^{\text{mir}}) = -2$. Thus, the links L, L^{mir} are not isotopic.

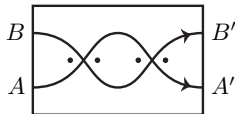


FIGURE 10. A link in an annulus

4. Consider the 2-complex $\theta_3 \times I$ where $I = [0, 1]$ and θ_3 is the graph with two vertices a, b and three connecting them edges e_0, e_1, e_2 . For any integer $n \geq 0$, we define an oriented 2-component link L_n in $\theta_3 \times I$. One component of L_n is formed by an arc leading from $(a, 1/3)$ to $(b, 1/3)$ in the square $e_0 \times I$ and an arc going back from $(b, 1/3)$ to $(a, 1/3)$ in the square $e_1 \times I$. Another component of L_n is formed by an arc leading from $(a, 2/3)$ to $(b, 2/3)$ in $e_0 \times I$ and an arc going back from $(b, 2/3)$ to $(a, 2/3)$ in $e_2 \times I$. We arrange our arcs in $e_0 \times I$ so that they meet transversally in $2n$ points. We provide these $2n$ crossings with dots so that they all have the sign $+1$. This defines a 2-component oriented link L_n in $\theta_3 \times I$ with $\text{lk}(L_n) = 2n$. Of course, $\text{lk}(L_n^{\text{mir}}) = -2n$. As a corollary, the links $\{L_n, L_n^{\text{mir}}\}_{n \geq 1}$ are not isotopic to each other and to $L_0 = L_0^{\text{mir}}$.

6. FUTHER INVARIANTS OF LINKS

We discuss analogues of linking numbers which take into account homotopy classes of loops. In this section, Π is the set of free homotopy classes of loops in the

2-complex X (we identify Π with the set of conjugacy classes in $\pi_1(X)$). We let $1 \in \Pi$ be the homotopy class of contractible loops and let $\mathbb{Z}\Pi$ be the free abelian groups with basis Π .

6.1. The linking class. We define isotopy invariants of oriented links with values in $\mathbb{Z}\Pi$. One obvious invariant is the formal sum of the free homotopy classes of link components. This sum, however, is of little interest to us as it does not depend on the knotting/linking data (the dots). We define a subtler invariant of 2-component links refining the linking number. Its definition uses smoothings of the crossings of oriented curves as in Figure 11. (These smoothings do not depend on dots).

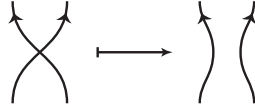


FIGURE 11. The smoothing of a crossing

Let L be an oriented 2-component link in X . The smoothing of L at a crossing c of different components of L , yields a loop in X . Let $\langle c \rangle \in \Pi$ be its free homotopy class. Set

$$(6.1.1) \quad \text{LK}(L) = \sum_c \text{sign}(c) \langle c \rangle \in \mathbb{Z}\Pi$$

where c runs over all crossings of the components of L with each other. It is easy to check that $\text{LK}(L)$ is preserved under the oriented basic moves on L , and therefore is an isotopy invariant of L . We call it the *linking class* of L . Clearly, the additive map $\mathbb{Z}\Pi \rightarrow \mathbb{Z}, \Pi \mapsto 1$ carries $\text{LK}(L)$ into $\text{lk}(L)$. Also $\text{LK}(L^{\text{mir}}) = -\text{LK}(L)$ and $\text{LK}(-L) = \overline{\text{LK}(L)}$ where the overline denotes the involution in $\mathbb{Z}\Pi$ induced by the inversion in $\pi_1(X)$. The reader can easily compute the linking classes of the links in Section 5.4.

6.2. The colinking class. In analogy with the linking class, we introduce an isotopy invariant of oriented knots in X with values in the abelian group $\mathbb{Z}\Pi \otimes_{\mathbb{Z}} \mathbb{Z}\Pi$. Namely, consider an oriented knot K in X . Let $k \in \Pi$ be the free homotopy class of the underlying loop of K . The smoothing of K at any crossing c yields an oriented 2-component link in X . Let $k_1^c, k_2^c \in \Pi$ be the free homotopy classes of the components of this link enumerated in an arbitrary order. Set

$$(6.2.1) \quad \text{co}(K) = \sum_c \text{sign}(c) (k_1^c \otimes k_2^c + k_2^c \otimes k_1^c - k \otimes 1 - 1 \otimes k) \in \mathbb{Z}\Pi \otimes_{\mathbb{Z}} \mathbb{Z}\Pi$$

where c runs over all crossings of K . Equivalently,

$$\text{co}(K) = \sum_c \text{sign}(c) (k_1^c \otimes k_2^c + k_2^c \otimes k_1^c) - \text{wri}(K) (k \otimes 1 + 1 \otimes k).$$

It is easy to check that $\text{co}(K)$ is preserved under all oriented basic moves on K , and therefore is an isotopy invariant of K . We call $\text{co}(K)$ the *colinking class* of K . Clearly, $\text{co}(K^{\text{mir}}) = -\text{co}(K)$ and $\text{co}(-K) = \overline{\text{co}(K)}$ where the overline stands for the tensor square of the involution in $\mathbb{Z}\Pi$ induced by the inversion in $\pi_1(X)$. Also, for any local knot K , we have $\text{co}(K) = 0$.

6.3. Example. We compute the colinking class for a sequence of oriented knots $\{K_n\}_{n \geq 0}$ in the 2-complex $\theta_3 \times I$. We use the symbols a, b, e_0, e_1, e_2 as in Example 5.4.4. For $n \geq 0$, the knot K_n is formed by four oriented embedded arcs: an arc from $(a, 1/3)$ to $(b, 2/3)$ in $e_0 \times I$, an arc from $(b, 2/3)$ to $(a, 2/3)$ in $e_1 \times I$, an arc from $(a, 2/3)$ to $(b, 1/3)$ in $e_0 \times I$, and finally an arc from $(b, 1/3)$ to $(a, 1/3)$ in $e_2 \times I$. We arrange the two arcs in $e_0 \times I$ so that they cross each other transversally in $2n+1$ points. We provide these crossings with dots so that all the crossings have sign $+1$. This defines an oriented knot K_n in $\theta_3 \times I$. To calculate $\text{co}(K_n)$, note that the group $\pi_1(\theta_3 \times I) = \pi_1(\theta_3)$ is a free group on two generators u, v represented respectively by the loops $e_0 e_1^{-1}$ and $e_0 e_2^{-1}$ where e_0, e_1, e_2 are directed from a to b . It follows from the definitions that

$$\text{co}(K_n) = (2n + 1)(u \otimes v + v \otimes u - k_n \otimes 1 - 1 \otimes k_n)$$

where $k_n \in \Pi$ is the free homotopy class of the underlying loop of K_n . These computations imply that the knot K_n is not isotopic to a knot with less than $2n+1$ crossings. In particular, the knots K_n, K_m are not isotopic for $n \neq m$.

7. THE BRACKET POLYNOMIAL

We extend Louis Kauffman's definition of the bracket polynomial of classical links to links in 2-complexes.

7.1. Definition. For a link L in the 2-complex X we denote by $\#L$ the set of crossings of L and let $\text{cro}(L) = \text{card}(\#L)$ be the number of crossings of L . Given a set $C \subset \#L$, we smooth L at all crossing as follows: at the crossings belonging to C we proceed as in the left part of Figure 12; at the crossings not belonging to C we proceed as in the right part of Figure 12. This turns L into a system of disjoint simple closed curves in X . Let $|L, C| \geq 1$ be the number of these curves. Set

$$(7.1.1) \quad \langle L, C \rangle = (-A^2 - A^{-2})^{|L, C| - 1} A^{2 \text{card}(C) - \text{cro}(L)} \in \mathbb{Z}[A, A^{-1}].$$

The *bracket polynomial* $\langle L \rangle$ of L is the sum

$$(7.1.2) \quad \langle L \rangle = \sum_{C \subset \#L} \langle L, C \rangle \in \mathbb{Z}[A, A^{-1}]$$

where summation runs over all subsets C of $\#L$. It is easy to check that the Laurent polynomial $\langle L \rangle$ is preserved under the (unoriented) basic moves $M_2 - M_4, M_5^\pm, M_6, M_7$ on L . The only moves requiring a little work are the moves M_2, M_3 in a disc in $\text{Int}(X)$; to handle them we can switch inside this disc to the language of over/under-passes and use the classical Kauffman's arguments.



FIGURE 12. Smoothings

Under the moves M_1^\pm the bracket polynomial changes: it is multiplied by $-A^{-3}$ under M_1^+ and is multiplied by $-A^3$ under M_1^- . Nevertheless, one can extract isotopy invariants of links from their bracket polynomials. One such invariant is the span of the bracket polynomial discussed in the next subsection. Another isotopy

invariant is obtained by combining the bracket polynomial with the writhe. Namely, given a link L in X , we define its *normalized bracket polynomial* $(-A^3)^{-\text{wri}(L)}\langle L \rangle$. This polynomial is preserved under all basic moves and is an isotopy invariant of L . A different normalization of the bracket polynomial can be defined for oriented links: use Wri instead of wri in the formula above.

For local links our bracket polynomial coincides with Kauffman's bracket polynomial. It therefore can be viewed as a generalization of the latter to our setting. Substituting $A = t^{-1/4}$ in the normalized bracket polynomial of oriented links in X we get a function in t generalizing the Jones polynomial of oriented links in \mathbb{R}^3 .

7.2. An estimate. The bracket polynomial of classical links can be used to estimate the number of crossings in link diagrams. We obtain here a similar result for links in X . We first recall the span of a polynomial $f \in \mathbb{Z}[A, A^{-1}]$. If $f \neq 0$, then we expand f as a linear combination of monomials A^m, A^{m+1}, \dots, A^n for certain integers $m \leq n$ such that both monomials A^m, A^n appear in f with non-zero coefficients (possibly, $m = n$). We call m the *low degree* and n the *top degree* of f . The integer $\text{span}(f) = n - m$ is the *span* of f . For $f = 0$, set $\text{span}(f) = 0$.

We say that two links in X are *disjoint* if the underlying loops of these links do not meet. We say that a link in X is *unsplittable* if it is not a union of non-empty disjoint links. For example, all knots in X are unsplittable. It is clear that every link L in X splits uniquely as a union of several disjoint unsplittable links. These links are called *split components* of L and their number is denoted by $sc(L)$. Note that, in general, the number $sc(L)$ is *not* an isotopy invariant of L .

Theorem 7.1. *For any link L in a 2-complex X , we have*

$$\text{cro}(L) \geq 1 - sc(L) + \text{span}(\langle L \rangle)/4.$$

In particular, for any unsplittable link L in X , we have $\text{cro}(L) \geq \text{span}(\langle L \rangle)/4$.

Proof. Let $r = \text{cro}(L)$ be the number of crossings of L and let $s = sc(L)$ be the number of split components of L . We prove first that

$$(7.2.1) \quad |L, \#L| + |L, \emptyset| \leq r + 2s.$$

We will use the same method as in the proof of Lemma 1 in [Tu]. Denote by Γ be the union of the underlying loops of L . This is a 4-valent graph embedded in X and consisting of generic points of X and a finite set of ridge points of X . We thicken Γ to a surface which is formed by square neighborhoods of the vertices of Γ (= crossings of L) in $\text{Int}(X)$ and by narrow bands connecting the sides of these squares and obtained by thickening the edges of Γ . There are two subtleties. First, if an edge of Γ crosses a ridge point x then the thickening of this edge near x proceeds in the union of two branches of X at x containing a part of Γ near x . Second, if a band connects the sides a, b of square neighborhoods of vertices of Γ , then the dotted vertex of a should lie on the same long side of this band as the dotted vertex of b ; otherwise, the band receives an additional half-twist to ensure this condition (in the latter case the band does not lie in X). This construction yields a surface $\Sigma \supset \Gamma$ such that the 1-manifold $\partial\Sigma$ has $|L, \#L|$ components containing no dots and $|L, \emptyset|$ components whose union contains all dots of L . Thus, $\partial\Sigma$ has $|L, \#L| + |L, \emptyset|$ components. The surface Σ itself has $s = sc(L)$ components.

Let b_i denote the i -th Betti number of a space with coefficients in $\mathbb{Z}/2\mathbb{Z}$. We have $b_i(\Sigma) = b_i(\Gamma)$ for all i as the graph Γ is a deformation retract of Σ . Since Γ

has $r = \text{cro}(L)$ vertices and they all have degree 4, this graph has $2r$ edges. Thus,

$$\chi(\Sigma) = \chi(\Gamma) = r - 2r = -r \quad \text{and} \quad b_1(\Sigma) = b_0(\Sigma) - \chi(\Sigma) = s + r.$$

The exact homology sequence of the pair $(\Sigma, \partial\Sigma)$ and the Poincaré duality yield

$$\begin{aligned} |L, \#L| + |L, \emptyset| &= b_0(\partial\Sigma) \leq b_0(\Sigma) + b_1(\Sigma, \partial\Sigma) \\ &= b_0(\Sigma) + b^1(\Sigma) = b_0(\Sigma) + b_1(\Sigma) = r + 2s. \end{aligned}$$

This gives (7.2.1).

Observe now that if a set $C \subset \#L$ is obtained by removing one element from $\#L$, then the smoothings of L determined by the sets $\#L$ and C differ only at one crossing of L . Consequently, $|L, C| \leq |L, \#L| + 1$. Proceeding by induction, we obtain that if a set C is obtained by removing $k \geq 1$ elements from the set of r elements $\#L$, then $|L, C| \leq |L, \#L| + k$ and $\text{card}(C) = r - k$. The top degree of the polynomial $\langle L, C \rangle$ is equal to

$$2(|L, C| - 1 + \text{card } C) - r = 2|L, C| - 2 - 2k + r$$

and is bounded from above by $2|L, \#L| - 2 + r$. The top degree of the polynomial $\langle L \rangle = \sum_C \langle L, C \rangle$ is bounded from above by the same number.

Similarly, if a set $C \subset \#L$ has l elements then $|L, C| \leq |L, \emptyset| + l$. Therefore the low degree $2 - 2|L, C| + 2l - r$ of the polynomial $\langle L, C \rangle$ is greater than or equal to $2 - 2|L, \emptyset| - r$. The low degree of the polynomial $\langle L \rangle = \sum_C \langle L, C \rangle$ is bounded from below by the same number. We conclude that

$$\begin{aligned} \text{spun}(\langle L \rangle) &\leq (2|L, \#L| - 2 + r) - (2 - 2|L, \emptyset| - r) \\ &= 2|L, \#L| + 2|L, \emptyset| + 2r - 4. \end{aligned}$$

Combining with (7.2.1), we get $\text{spun}(\langle L \rangle) \leq 4r + 4s - 4$. This is equivalent to the claim of the theorem. \square

7.3. Homotopy bracket polynomial. In analogy with Section 6, we define a homotopy bracket polynomial of links in X . By a *simple system of curves* we shall mean a finite (possibly empty) family of disjoint simple closed curves in X . We will make no difference between such a family and the union of curves in this family. Two simple systems of curves are *homotopic* if one can be deformed into the other in the class of simple systems of curves. Let \mathcal{X} be the set of homotopy classes of simple systems of curves in X . Consider the ring $R = \mathbb{Z}[A, A^{-1}]$ and let $R\mathcal{X}$ be the free R -module with basis \mathcal{X} . We denote by $\overline{R\mathcal{X}}$ the quotient of the module $R\mathcal{X}$ by the submodule generated by the elements of type $s' + (A^2 + A^{-2})s$ where s, s' are simple systems of curves in X such that s' is obtained from s by adding a simple closed curve in $X \setminus s$ which is contractible in $X \setminus s$.

For a link L in X and a set $C \subset \#L$, we smooth L at all crossing as in Section 7.1. This gives a simple system of curves, s_C , in X . The *homotopy bracket* of L is the sum

$$(7.3.1) \quad \langle\langle L \rangle\rangle = \sum_{C \subset \#L} A^{2 \text{card}(C) - \text{cro}(L)} s_C \in \overline{R\mathcal{X}}$$

where summation runs over all sets $C \subset \#L$. It is easy to check that $\langle\langle L \rangle\rangle$ is preserved under the (unoriented) basic moves $M_2 - M_4, M_5^\pm, M_6, M_7$ on L . Under the move M_1^\pm the homotopy bracket is multiplied by $-A^{\mp 3}$. The *normalized homotopy bracket* $(-A^3)^{-\text{wri}(L)} \langle\langle L \rangle\rangle \in \overline{R\mathcal{X}}$ is preserved under all basic moves and is an isotopy invariant of L .

REFERENCES

- [Po] M. Polyak. *Minimal generating sets of Reidemeister moves*, Quantum Topology 1 (2010), no. 4, 399-411.
- [Tu] V. G. Turaev. *A simple proof of the Murasugi and Kauffman theorems on alternating links*, Enseign. Math. (2), 33(1987), no. 3-4, 203-225.

VLADIMIR TURAEV
DEPARTMENT OF MATHEMATICS
INDIANA UNIVERSITY
BLOOMINGTON IN47405, USA
vturaev@yahoo.com