

Adaptive ship-radiated noise recognition with learnable fine-grained wavelet transform

Yuan Xie^{a,b}, Jiawei Ren^{a,b} and Ji Xu^{a,b,*}

^aKey Laboratory of Speech Acoustics and Content Understanding, Institute of Acoustics, Chinese Academy of Sciences, No.21, Beisihuan West Road, Haidian District, 100190, Beijing, China

^bUniversity of Chinese Academy of Sciences, No.80, Zhongguancun East Road, Haidian District, 100190, Beijing, China

ARTICLE INFO

Keywords:

Ship-radiated noise recognition
Adaptive generalized network
Wavelet transform
Parallel convolution attention
Transfer learning

ABSTRACT

Analyzing the ocean acoustic environment is a tricky task. Background noise and variable channel transmission environment make it complicated to implement accurate ship-radiated noise recognition. Existing recognition systems are weak in addressing the variable underwater environment, thus leading to disappointing performance in practical application. In order to keep the recognition system robust in various underwater environments, this work proposes an adaptive generalized recognition system - AGNet (Adaptive Generalized Network). By converting fixed wavelet parameters into fine-grained learnable parameters, AGNet learns the characteristics of underwater sound at different frequencies. Its flexible and fine-grained design is conducive to capturing more background acoustic information (e.g., background noise, underwater transmission channel). To utilize the implicit information in wavelet spectrograms, AGNet adopts the convolutional neural network with parallel convolution attention modules as the classifier. Experiments reveal that our AGNet outperforms all baseline methods on several underwater acoustic datasets, and AGNet could benefit more from transfer learning. Moreover, AGNet shows robust performance against various interference factors.

1. Introduction

Ship-radiated noise is one of the main contributors to ambient ocean noise (Brooker and Humphrey, 2016; Wang, Wang and Abdel-Maksoud, 2021). Therefore, ship-radiated noise recognition is of great importance in marine acoustics. Recognizing vessels from their radiation noise could be necessary for monitoring maritime traffic and identifying the source of noise in ocean environmental monitoring systems (Fillinger, de Theije, Zampolli, Sutin, Salloum, Sedunov and Sedunov, 2010; Sutin, Bunin, Sedunov, Sedunov, Fillinger, Tsionskiy and Bruno, 2010). In recent years, the increasing demand has fostered research aiming at building robust ship-radiated noise recognition systems (Li, Li, Chen and Yu, 2017; Ke, Yuan and Cheng, 2020).

In previous studies, researchers used acoustic feature extraction to convert signals into non-redundant acoustic features. Das et al. (Das, Kumar and Bahl, 2013) applied a cepstrum-based approach to realize marine vessel recognition. Wang et al. (Wang and Zeng, 2014) used a bark-wavelet analysis combined with the Hilbert-Huang transform. Besides, acoustic features from the audio and speech domains (e.g., Mel frequency cepstrum coefficients) are widely applied to ship-radiated noise recognition tasks and show promising results (Zhang, Wu, Han and Zhu, 2016; Khishe and Mohammadi, 2019). However, low-dimensional acoustic features inherently limit the generalization ability, and the recognition performance of classical machine learning models (e.g., support vector machine) is not satisfactory

for large-scale data with diverse feature space (Irfan, Jiangbin, Ali, Iqbal, Masood and Hamid, 2021).

With the development of deep learning (LeCun, Bengio and Hinton, 2015) and the accumulation of underwater acoustic database (Santos-Domínguez, Torres-Guijarro, Cardenal-López and Pena-Gimenez, 2016; Irfan et al., 2021), recognition algorithm based on deep learning continues to grow in popularity. As reported in the literature, most deep learning methods prefer to use time-frequency-based features for underwater acoustic recognition (Shen, Yang, Yao, Li, Xu and Sheng, 2020; Zheng, Gong and Zhang, 2021). Wang et al. (Wang, He, Wang et al., 2018) used LOFAR (Low-Frequency Analysis Recording) to reflect the power spectrum distribution and the change of signals in time and frequency dimensions. Zhang et al. (Zhang, Da, Zhang and Hu, 2021) applied the short-time Fourier transform (STFT) amplitude spectrum, STFT phase spectrum, and bispectrum features as the input for the convolutional neural network (Krizhevsky, Sutskever and Hinton, 2012). In addition, spectrograms based on Mel filter banks, Gabor transform, and wavelet transform were applied to the underwater acoustic field to localize the time-frequency domain information (Liu, Shen, Luo, Zhao and Guo, 2021; Shastri, Joshi and Das, 2013; Courmontagne, Ouelha and Chaillan, 2012). Compared with traditional methods, time-frequency-based features contain more comprehensive information, and deep neural networks have high computational efficiency and promising recognition performance (Xie, Xiao, Liu, Liu, Jiang and Qin, 2020; Zhu, Wang, Zhang, Li and Wu, 2021; Liu et al., 2021).

According to the research status, there are several deficiencies in current underwater acoustic recognition systems. First, considering that underwater acoustic signals are complex due to the volatile marine environment, the parameters

*Corresponding author

✉ xieyuan@hcc1.ioa.cn.cn (Y. Xie); renjiawei@hcc1.ioa.cn.cn (J.

Ren); xuji@hcc1.ioa.cn.cn (J. Xu)

ORCID(S): 0000-0003-3803-0929 (Y. Xie); 0000-0002-3754-228X (J. Xu)

arXiv:2306.01002v2 [eess.AS] 19 Feb 2024

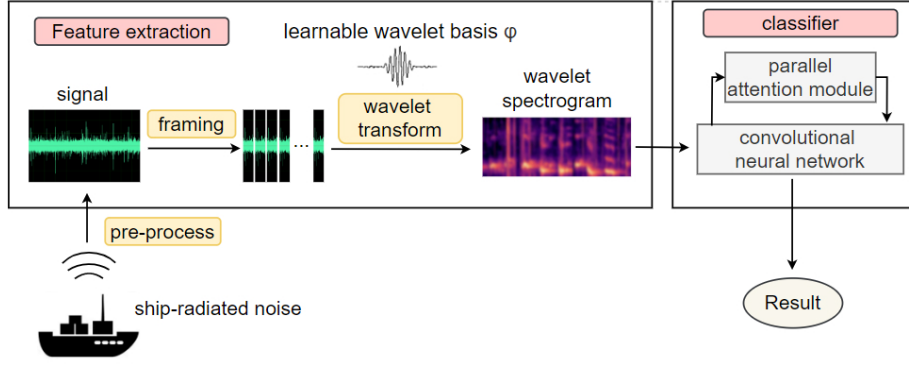


Figure 1: The framework of AGNet. It is an end-to-end system, including pre-processing, wavelet-based feature extraction, and classifier with a parallel attention module. The automatic system receives the ship-radiated noise and outputs the recognition results.

that cost a lot of time to manually select may be hard to keep optimal in different circumstances, thus causing the poor generalization ability of the recognition system. In addition, for underwater acoustic signals, the information in different frequency bands varies greatly. There is a lot of useless information and interference in the spectrogram. Classifiers in existing work lack the ability to focus attention on valid time-frequency domain information.

In order to solve the above problems existing in recent work, this work proposes an adaptive generalized neural network - AGNet (Adaptive Generalized Network). To enhance the generalization ability of features, AGNet adopts a feature extraction method based on the fine-grained wavelet transform, which could automatically learn wavelet parameters for different center frequencies. This work implements adaptive learning and updating of parameters in a data-driven approach. The parameters of the adaptive generalized network will be influenced by background noise, transmission channel, and other factors so that the recognition model is more suitable for practical application scenarios. Moreover, to focus the attention of the network on valid time-frequency domain information, this work adds parallel convolution attention modules (Chollet, 2017; Woo, Park, Lee and Kweon, 2018) to the conventional neural network, aiming to implement adaptive information mining for the time-frequency spectrograms.

The performance of AGNet on three underwater ship-radiated noise databases is evaluated in this work. AGNet achieves satisfactory recognition accuracy on all datasets: Shipsear (85.48%), DeepShip (77.09%), and data collected from Thousand Island Lake (95.76%). Experiments show that AGNet could maintain excellent performance in the case of low signal-to-noise ratio or low cutoff frequency. Furthermore, AGNet could benefit more from transfer learning due to more learnable parameters. The contributions of our work are summarized as follows:

- AGNet adopts a fine-grained learnable wavelet transform for capturing complex underwater acoustic characteristics. The wavelet parameters of different center

frequencies update adaptively in a data-driven manner.

- To make the classifier focus on the valid information in spectrograms, this work adds parallel convolution attention blocks to the neural network, and adopt the depth-wise separable convolution structure to reduce the parameters.
- Experiments show that the adaptive generalized network could exhibit satisfactory performance and strong generalization ability on various datasets. More learnable parameters help AGNet benefit more from transfer learning and become robust against high background noise and low cut-off frequency.

2. Methodology

In this section, the paper gives an overview of the AGNet recognition system and introduces two main innovations of AGNet: learnable fine-grained wavelet transform and parallel convolutional attention module.

2.1. System overview

As shown in Figure 1, the process of our system could be divided into three stages: data pre-processing, wavelet-based feature extraction, and attention-based classifier. First, the sonar array will collect the ship-radiated noise. In the data pre-processing stage, mono audio signals could be obtained by array signal processing (e.g., beamforming). After that, audio signals will be framed and transformed into two-dimensional spectrograms by wavelet transform. The classifier will receive the spectrograms and output the classification results. As can be seen from Figure 1, AGNet is an end-to-end system. Parameters of wavelet basis function and classifier will update synchronously during training. The detailed introduction is as follows.

2.2. Learnable fine-grained wavelet transform

For underwater acoustic signals, the information in different frequency bands varies greatly. It is necessary to perform differential analysis for frequency bands. In this

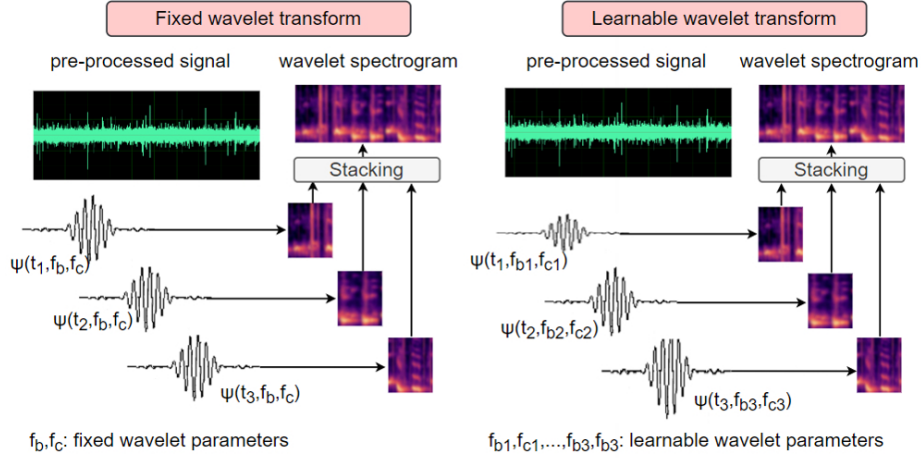


Figure 2: The pipeline of the learnable fine-grained wavelet transform. t_i is the time scale parameter. The figure on the left is the traditional wavelet transform with fixed parameters, and the figure on the right is the learnable wavelet transform adopted by AGNet. AGNet will automatically learn the optimal f_b, f_c .

work, AGNet applies the wavelet transform for adjustable time or frequency resolution. Furthermore, AGNet converts wavelet parameters into learnable ones. It allows the wavelet basis at different center frequencies to learn differential parameters in a data-driven manner, so as to achieve fine-grained wavelet transformation.

$$X(n, \tau) = \sum_{-\infty}^{+\infty} x[n]w[n - \tau]\psi(n) \quad (1)$$

Denote the input signal as x , the point of the discrete sampling sequence as n , and the window function as $w[\cdot]$. The commonly used wavelet transform formula is shown in Equation 1. τ is the time center parameter, and $\psi(\cdot)$ is the wavelet basis function.

It is necessary to choose an appropriate wavelet basis function according to the signal characteristics. Underwater acoustic signals tend to be characterized by high background noise and low-frequency. According to the survey, this work choose three wavelet basis functions that are widely applied in the underwater acoustic field (Wang and Lei, 2013; Chen and Shang, 2019; Kalpana, Rajendran and Murugan, 2014; Patil, Shastri and Das, 2014). Besides, they are also shown to be effective on low-frequency acoustic tasks (Wu, Feng and Yang, 2019; Bhavaraju, Kankar, Sharma and Harsha, 2010; Guzhov, Raue, Hees and Dengel, 2021). Denote the bandwidth as f_b , the center frequency as f_c , and the order as m . The wavelet basis function could be formulated as follows:

- **Complex Morlet wavelet (Cmor):** Cmor is a commonly used wavelet basis in practical applications (Wang and Lei, 2013; Chen and Shang, 2019). In addition, it is also used in tasks that require high resolution for low-frequency bands, such as atrial fibrillation detection.

The basis function is described as follows:

$$\psi(n) = \frac{1}{\sqrt{\pi \cdot f_b}} \exp\left(\frac{-n^2}{f_b}\right) \exp(2\pi i f_c n) \quad (2)$$

- **Complex Shannon wavelet (Shan):** Complex Shannon wavelet is applied to de-noise underwater acoustic communication (Kalpana et al., 2014). It has a good effect on noise suppression in the complex marine environment. The basis function is described as follows:

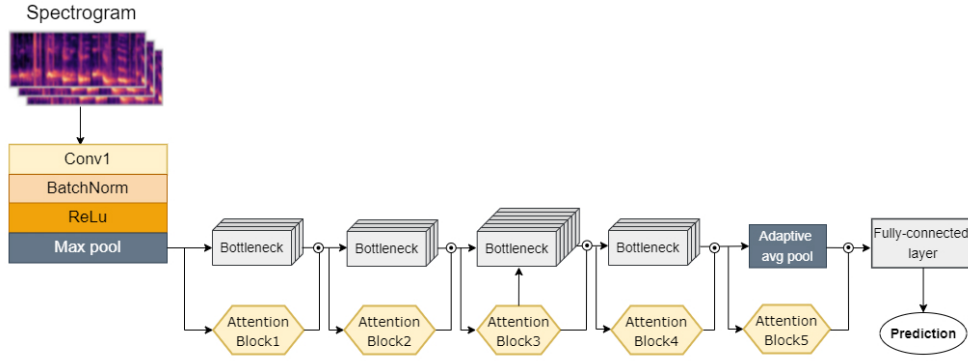
$$\psi(n) = \sqrt{f_b} (\text{sinc}(f_b n)) \exp(2\pi i f_c n). \quad (3)$$

- **Complex frequency B-spline wavelet (Fbsp):** Similar to Shan wavelet, Fbsp wavelet also exhibits promising performance on de-noising the noisy underwater environment (Patil et al., 2014). The basis function is described as follows:

$$\psi(n) = \sqrt{f_b} (\text{sinc}\left(\frac{f_b n}{m}\right))^m \exp(2\pi i f_c n) \quad (4)$$

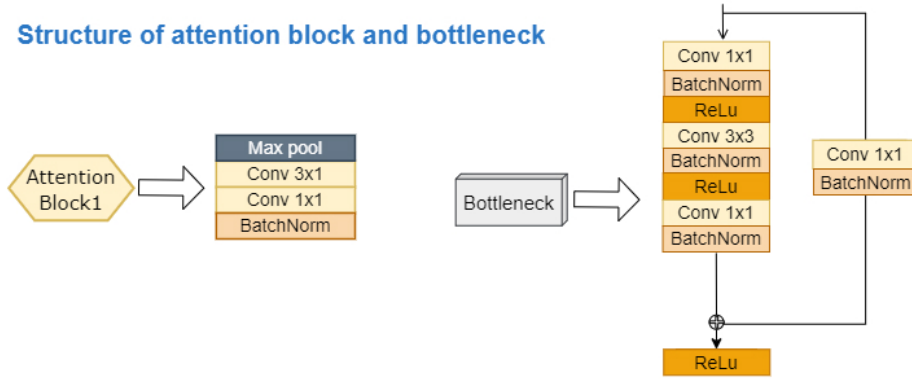
The adjustable parameters of the wavelet function include order parameter m , bandwidth parameter f_b and wavelet center frequency f_c . Normally, m and f_b are set firmly. In the marine environment, signals are highly influenced by background noise, transmission channels, and other factors. Some frequency bands contain valid information, while others suffer from interference such as noise. The wavelet basis with fixed parameters seems to be sub-optimal.

To pursue better generalization ability, this work utilizes the end-to-end network to update wavelet parameters, thus realizing the data-driven feature extraction. AGNet enables m, f_b , and f_c to participate in the gradient calculation and back propagation. As depicted in Figure 2, AGNet could adaptively learn wavelet parameters m, f_b for different center frequencies f_c .



(a) The structure of attention-based ResNet. All attention blocks are parallel to the bottleneck layers. “conv” represents the convolution layer. The classifier is fed with the wavelet spectrogram and outputs the recognition results.

Structure of attention block and bottleneck



(b) The structure of attention blocks (left) and bottleneck layers (right). “conv” represents the convolution layer, while “1x1,3x3” represents the size of the convolution kernel.

Figure 3: The structure of the attention-based classifier. Figure (a) is the overall structure of the classifier, while figure (b) is the detailed structure of the attention block and the bottleneck layer in ResNet.

2.3. Attention-based classifier

As a widely used convolutional neural network, ResNet (He, Zhang, Ren and Sun, 2016) has been a common baseline for classification networks since its inception. For AGNet, this work follows the ResNet backbone and make some optimization for the particularity of the underwater signal spectrograms. As illustrated in Figure 3(a), our classifier consists of a convolution layer stacked with a max-pooling layer, followed by four residual layers, an average pooling layer, and a fully-connected layer. Following the structure in ResNet, each residual layer contains the stack of the bottleneck layers that include convolution layers, batch normalization layers, and skip-connection. Based on the ResNet backbone, AGNet adds several parallel convolution attention blocks.

The structure of the attention block is shown in Figure 3(b), each attention block includes the max-pooling operation, followed by a depth-wise separable convolution (Chollet, 2017) stacked with batch normalization. The depth-wise separable convolution decouples the conventional convolution. Each filter of the depth-wise convolution layer (conv 3x1) is convolved with only one channel of the input, and then the point-wise convolution layer (conv 1x1) merges

the results of the previous convolution layer by the 1x1 convolution kernel. The structure can greatly reduce the number of parameters and computation time (Howard, Zhu, Chen, Kalenichenko, Wang, Weyand, Andreetto and Adam, 2017).

Each attention block corresponds to a residual layer. As shown in Figure 3(a), the attention block receives the same input as the corresponding residual layer. The residual layer outputs feature maps, while the attention layer outputs the attention matrix. The attention matrix does not change the dimension of feature maps, it only changes the weights of feature maps by multiplying. The attention block could help the network focus the attention on the informative parts (e.g., beat or rhythm).

2.4. Training process

As an end-to-end system, AGNet accepts raw audio sequences directly as input. The wavelet transformation layer will convert audio sequences into two-dimensional wavelet spectrograms. Then, spectrograms will be fed into the attention-based classifier. AGNet calculates the loss between the predicted value and the ground truth (label

Table 1

Following the operations in (Santos-Domínguez et al., 2016), the 9 vessel types (Dredger, Fishboat, Motorboat, Musselboat, Naturalnoise, Oceanliner, Passengers, Roll on/Roll off Ship, Sailboat) were merged into 4 experimental classes (based on vessel size) and 1 background noise class.

Class	Types
A	Fishboat, Musselboat, Dredger
B	Motorboat, Sailboat
C	Passengers
D	Oceanliner, Roll on/Roll off Ship
E	Naturalnoise

annotations) by the cross-entropy loss function. The parameters of all modules (wavelet basis function, ResNet-based network, attention blocks) will synchronously update according to the gradients.

When handling tasks with different classes, it only needs to modify the fully-connected layer at the end of the classifier according to the specific task. Other structures and training processes remain unchanged.

3. Experiment Setup

3.1. Datasets

1. Shipsear (Santos-Domínguez et al., 2016) is an open-source database of underwater recordings of ship and boat sounds. The database is currently composed of 90 records representing sounds from 11 vessel types. It consists of nearly 3 hours of recordings. Considering that too little data is difficult to cut into the form of “train, validation, test”, this work selects a subset of 9 categories (Dredger, Fishboat, Motorboat, Musselboat, Naturalnoise, Oceanliner, Passengers, Roll on/Roll off Ship, Sailboat) in Shipsear for the recognition task. Currently, most of the work on Shipsear divides all types into five classes by size. The mapping relation is shown in Table.1. Although AGNet still applies vessel types as the input during training, the final accuracy according to the official classification criteria (Class A - Class E) will be calculated to facilitate comparisons with other work on Shipsear (Santos-Domínguez et al., 2016).

2. DeepShip (Irfan et al., 2021) is an open source underwater acoustic benchmark dataset, which consists of 47 hours and 4 minutes of real-world underwater recordings of 265 different ships belonging to four classes (cargo, passenger ship, tanker, and tug).

3. Data collected from Thousand Island Lake (DTIL) (Ren, Huang, Li, Guo and Xu, 2019) is a dataset collected from Thousand Island Lake, which contains multiple sources of interference. The two types of targets are speedboat and experimental vessel. The dataset contains 330 minutes of the speedboat and 285 minutes of the experimental vessel.

In addition, this work also uses the dataset - AudioSet (Gemmeke, Ellis, Freedman, Jansen, Lawrence, Moore, Plakal and Ritter, 2017) in the audio field for transfer learning. AudioSet is a large-scale sound dataset that provides approximately 1.8 M sound clips organized into 527 classes in a

multi-label manner. Among them, a small amount of data contains several vessel records (e.g., motorboat, fishboat ,etc.).

3.2. Unification and division of training data

The three datasets (Shipsear, DeepShip, DTIL) used in this experiment have different sampling rates (52734Hz, 32000Hz, 17067Hz). The audio files of the three datasets are downsampled to 16000Hz. Each full audio is cut into 30-second segments and adjacent segments have an overlap of 15 seconds. Different segments of the same audio sequence will be assigned to the same fold to ensure there is no overlap between training and test sets.

It is necessary to ensure that the data in test sets is irrelevant enough to the data in training sets. Only then can the reported accuracy reflect the recognition ability and generalization performance. Due to the lack of relevant information, it is hard to manually give a reasonable enough split for Shipsear and DeepShip. So this work uses 4-fold cross-validation to ensure that our results are credible and persuasive. The final recognition accuracy is the average of the four folds. For DTIL, authors have recorded relevant information when collecting data, so a reliable train/test split could be given. All test data are collected individually over a certain period.

3.3. Parameters setup

For all framing operations in experiments (including AGNet and all baseline methods), this work sets the frame length as 100ms and the frame shift as 50ms. When implementing the baseline of Mel-filter banks, the number of filter banks is set to 300. For wavelet parameters, this work follows the setup in (Guzhov et al., 2021) and set $m = 0$, $f_b = 1$ ¹. For learnable wavelet parameters, we also apply them as initial values.

During training, AGNet use the Adam optimizer (Kingma and Ba, 2014) with weight decay regularization. The learning rate is set to $5e-4$ and the weight decay is set to $1e-6$ for all experiments. All models are trained for 100 epochs on 4 V100 GPUs.

4. Results and analysis

In this work, we first demonstrate the practicability of wavelet-based front end with learnable fine-grained parameters. Then, ablation experiments prove that the attention blocks of the classifier module could help improve the recognition accuracy. Furthermore, we find that AGNet could benefit a lot from transfer learning. Finally, we evaluate the robustness of AGNet, showing that it is less affected by colored noise and low cutoff frequency than other recognition systems. The specific results and detailed analysis are presented in the following sub-sections.

¹If assigning $m = 0$ and $f_b = 1$ for Shan wavelet or FbSp wavelet, the wavelet basis function $\psi(n) = \exp(2i\pi f_c n)$ is identical to the inverse DFT. Here, the basis function is the same as that of STFT, which can be regarded as a good enough state.

Table 2

Experiments on the recognition system with various feature extraction front-ends. All of them use ResNet50 as the classifier uniformly. Thereinto, time-domain features include energy, zero-crossing wavelength, zero-crossing wavelength difference, peak-to-peak amplitude, etc. We choose accuracy as the metric, and all results are measured in 30 seconds rather than the full audio clip. "spec" in the table means "spectrogram".

Features	Shipspear	DeepShip	DTIL
Time-domain features	63.20	54.83	79.84
Demon (Lu, Song, Hu and Li, 2020)	70.23	53.11	84.46
Mel filter banks (Zhang et al., 2016)	76.23	61.45	92.48
Vggish (Gemmeke et al., 2017)	75.60	61.77	90.40
STFT spec (Zhang et al., 2021)	76.23	57.21	92.66
Gabor spec (Shastri et al., 2013)	76.49	60.53	90.96
Wavelet spec (fixed C_{mor} $f_b = 1$)	76.79	64.99	92.13
Wavelet spec (fixed Shan $f_b = 1$)	76.58	65.75	92.01
Wavelet spec (fixed Fbsp $m = 0, f_b = 1$)	76.58	66.02	92.79
Wavelet spec (learnable C_{mor})	77.07	66.67	93.07
Wavelet spec (learnable Shan)	77.76	67.46	93.19
Wavelet spec (learnable Fbsp)	77.38	67.92	93.23

All experiments are implemented on Shipspear (5-class classification), DeepShip (4-class classification: cargo, passenger ship, tanker, tug), and DTIL (2-class classification: speedboat, experimental vessel).

4.1. Learnable wavelet transform

As an indispensable part of the system, the feature extraction front-end has an appreciable impact on the generalization ability. In this work, we experimentally evaluate learnable fine-grained wavelets. To build weak baselines, we implement low-dimensional acoustic features and time-frequency-based features with manually set parameters. Additionally, we take the wavelet spectrogram with fixed parameters as strong baselines. For a fair comparison, other modules in the recognition system keep consistent except for the feature extraction front-end.

As shown in Table 2, the recognition performance of low-dimensional acoustic features and time-frequency features is not robust enough. For features that perform relatively well, Mel filter banks could only achieve sub-optimal performance on three databases. Meanwhile, the accuracy of systems based on time-frequency-based transform (STFT spectrogram, Gabor spectrogram) is far from satisfactory on DeepShip. According to our analysis, for different sources of underwater acoustic data, hand-crafted parameters (e.g., number of filter banks, FFT numbers, frame length) make it difficult for models to keep a competitive performance. Well-chosen parameters may tend to be inappropriate when the marine environment changes.

Then, it could be seen from the table that the wavelet transform spectrogram is obviously better than the STFT and Gabor spectrograms on three databases. It proves that the adaptive resolution of wavelet transform in the frequency domain is beneficial for the recognition task. Moreover, learnable wavelet spectrograms show better and more robust performance than fixed wavelet spectrograms. Experiment shows that the flexible learning of fine-grained wavelet parameters plays a positive role in the recognition system.

Besides, this work also explores the influence of different wavelet basis functions on the results. Overall, the performance of the complex frequency B-spline wavelet (Fbsp) is slightly better than others. The addition of more learnable parameters (order M) makes it possible to draw more informative spectrograms with the help of training data when processing complex underwater acoustic signals. So in all subsequent experiments, the Fbsp wavelet is taken as our wavelet basis uniformly.

4.2. Visualization and analysis of fine-grained parameters

For a detailed analysis of fine-grained wavelet parameters, the learnable parameters m, f_b are visualized in Figures 4 - 5. Among them, the learnable parameter f_c increases almost linearly with the increase of the time center parameter of the wavelet transform. For ease of analysis, we take the value of f_c as the horizontal axis.

As depicted in Figure 4, it shows the learned values of m, f_b on three datasets. The visualization results reveal that AGNet tends to learn significantly different parameter values on the three datasets. Figure 4 shows that m and f_b do not fluctuate significantly as f_c changes on Shipspear and DTIL (m is approximately 0 and f_b is approximately 1). At this point, the wavelet basis function $\psi(n) = \exp(2i\pi f_c n)$ is similar to the inverse DFT. Previous work has proven it a good choice for clean audio signals (Guzhov et al., 2021)(e.g., Shipspear and DTIL). However, on DeepShip with complex background noise, m and f_b fluctuate wildly. The parameter values of adjacent frequency points tend to have a large gap. At this point, the advantages of learnable fine-grained wavelet parameters come to the fore. Taking the Fbsp wavelet basis function as an example, compared to fixed parameters, the learnable parameters on DeepShip could improve the accuracy by 1.9%, while on Shipspear and DTIL, the accuracy can only get 0.8% and 0.44% accuracy benefits respectively.

According to our analysis, considering the complexity of the marine environment, sonar systems, and transmission channels, the underwater acoustic signals from different sources usually vary greatly. Thus for signals from different sources, the values of wavelet parameters vary greatly. Besides, the underwater acoustic signals are periodic, despite numerous interference factors. As can be seen in Figure 4, the values of f_b will only fluctuate within a certain range. The parameters obtained by adaptive learning show that the AGNet is not inclined to set different bandwidths at low frequency and high frequency to pursue different frequency domain resolutions as traditional wavelet transforms. In addition, the wavelet parameters whose numerical scale is limited to a certain range will not affect the robustness of the model. It makes anomalies (e.g. unexpected noise sources, Pulse signals, etc.) have less impact on the model.

After that, the learning process of parameters is visualized. Figure 5 shows that the parameters m and f_b are not updated significantly in the initial stage of training

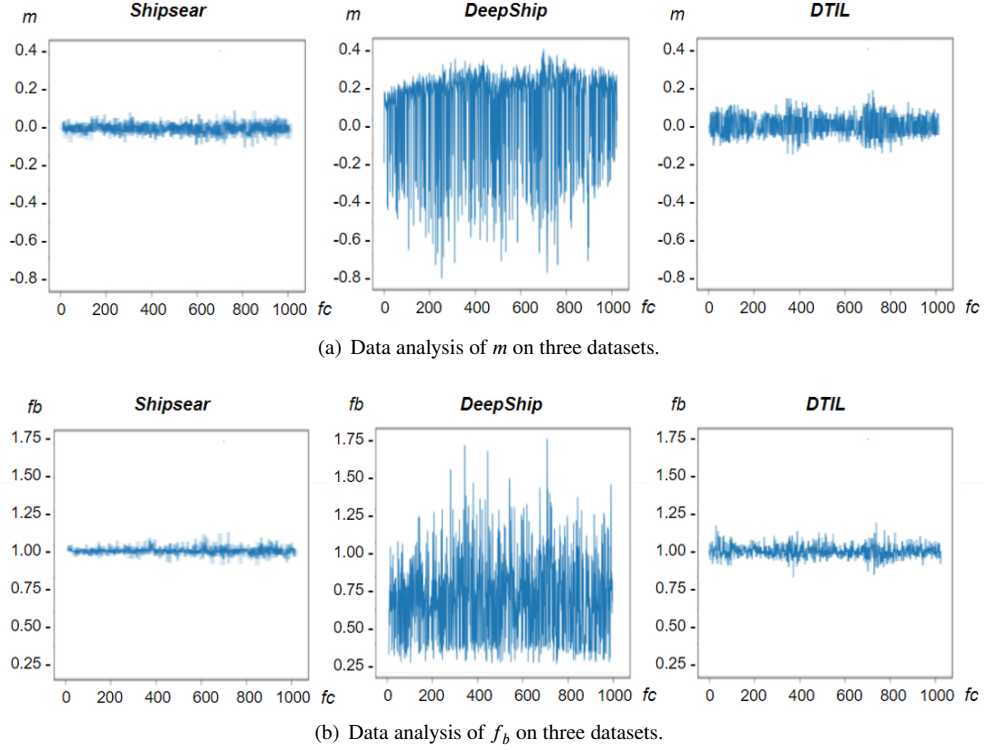


Figure 4: Visualization of learnable parameters. We take the value of f_c as the horizontal axis and the value of m, f_b as the vertical axis.

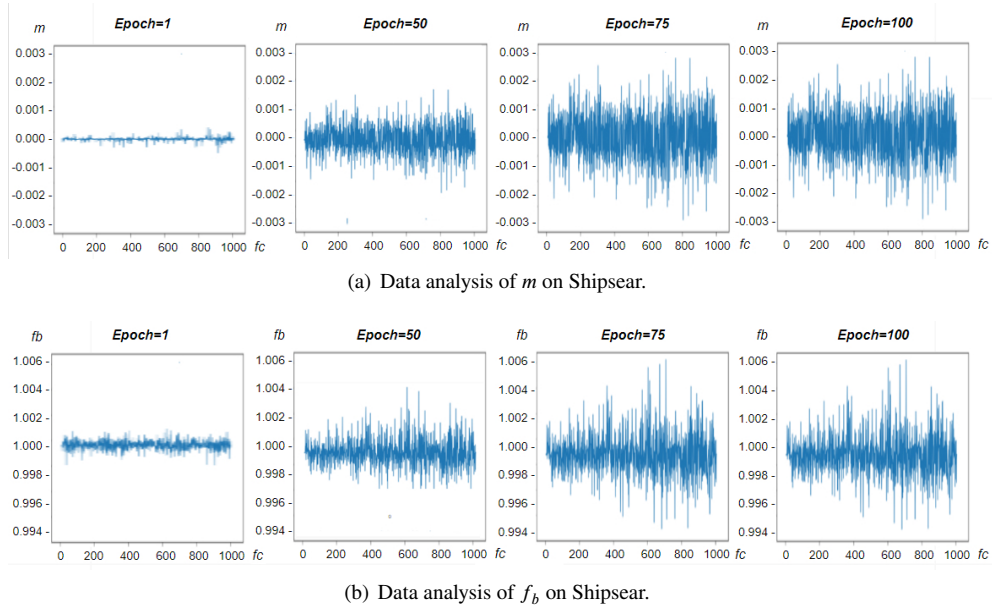


Figure 5: The learning process of m and f_b on Shipsear. The parameters are visualized after epoch1, epoch50, epoch75 and epoch100.

(epoch=1) due to the appropriate initialization. As the training stage goes on, AGNet gradually learns the optimal time-frequency domain resolution assignment from training data. For Shipsear, the wavelet parameter learning of AGNet will reach convergence around epoch 70~80.

4.3. Role of attention blocks

An ablation experiment is conducted on the parallel convolutional attention blocks and evaluate the performance on three datasets. Three features are selected for comparison according to the results in Table 2. They are Mel-filter banks with the best recognition accuracy among low dimensional

Table 3

Ablation study of the attention module. For features, We choose Mel filter banks as the weak baseline, and fixed wavelet (fbsp) as the strong baseline. The backbone of the classifier is ResNet50. We add attention blocks to ResNet50 to conduct the ablation experiments.

Features	Classifier	Shipsear	DeepShip	DTIL
Mel filter banks	ResNet	76.23	61.45	92.48
Mel filter banks	ResNet+Attention	76.43	63.25	92.47
Fixed wavelet (Fbsp)	ResNet	76.58	66.02	92.79
Fixed wavelet (Fbsp)	ResNet+Attention	79.49	68.03	93.51
Learnable wavelet (Fbsp)	ResNet	77.38	67.92	93.23
Learnable wavelet (Fbsp)	ResNet+Attention	79.65	70.47	94.48

Table 4

Experiments on transfer learning. All classifiers uniformly use ResNet50 with convolution attention blocks. × means training from scratch, while ✓ means pre-training on AudioSet.

Features	Transfer weights	Shipsear	DeepShip	DTIL
Mel Filter Banks	×	76.43	63.25	92.47
	✓	79.01	66.90	93.07
Fixed wavelet (Fbsp)	×	79.49	68.03	93.51
	✓	84.03	74.26	95.23
Learnable wavelet (Fbsp)	×	79.65	70.47	94.48
	✓	85.48	77.09	95.76

features, fixed fbsp wavelet with the best accuracy among time-frequency-based features, and learnable fbsp wavelet used by AGNet. Table 3 reveals that the attention module could improve the recognition performance of AGNet. For wavelet spectrogram with learnable parameters, the recognition accuracy could improve by 2.27% on Shipsear and 2.55% on DeepShip.

It is worth noting that time-frequency features could benefit more from attention blocks than low-dimensional features. Low-dimensional features compress the dimension in pursuit of more valid information. So adding attention modules to such low-dimensional and informative features will not bring about significant improvement. Fixed or learnable time-frequency features tend to contain more comprehensive information, but a large part of the spectrograms are invalid information or interference. At this point, the superiority of the attention module begins to emerge.

4.4. Experiments on transfer learning

Based on a large-scale dataset - AudioSet, we conduct experiments on transfer learning. With the help of AudioSet, we pre-train the AGNet on the source domain (audio domain) and then transfer the model weight as the initial value on the underwater acoustic recognition task. To be more specific, we first set the last fully-connected layer of the classifier as audio task-related (according to AudioSet, the output dimension is 527), then pre-train the model on AudioSet. After training for 100 epochs, AGNet reaches convergence and the weight will be stored in checkpoints. When dealing with underwater acoustic recognition tasks, AGNet will load the pre-trained weights to achieve knowledge transfer. All modules will get initialized with transfer weights except the fully connected layer which needs to be modified. The vast amount of knowledge in AudioSet could

be used as prior information to help AGNet to converge faster and better.

As depicted in Table 4, transfer learning improves the performance of AGNet significantly. Compared with baseline methods, the fbsp-based wavelet with more learnable parameters could benefit more from transfer learning. In particular, on DeepShip and Shipsear, transfer learning could lead to the gain of approximately 6% and 6.5% respectively, which is quite promising. According to our analysis, there exist some commonalities between the source domain (audio) and the target domain (underwater acoustic). Therefore, parameters of AGNet could get better initialized by rich prior knowledge. In terms of machine learning, it could make the distribution of various types in the embedding space more reasonable. It could make up for the problem of scarce data in the target domain, thus alleviating the issue that models are easy to fall into local optimum.

At this point, the best results for AGNet and the two baseline methods on three databases are achieved. To intuitively demonstrate AGNet's satisfactory recognition performance, the confusion matrices of AGNet and the two baseline methods are plotted on Shipsear and DeepShip. As depicted in Figure 6, the recognition performance of AGNet is significantly ahead of baseline methods. It shows the satisfactory recognition ability on categories that are difficult for baseline methods to recognize (e.g., Dredger, Fishboat, Musselboat on Shipsear).

4.5. Robustness test

In ocean environments and transmission channels, various interference factors may cause poor signal quality. High background noise and low cut-off frequency are inevitable. For further study, the robustness of AGNet is tested to evaluate its value in practical applications. Simulated interference are added to all training data and test data. Experimental results are presented in the following sub-sections.

4.5.1. Test on low Signal to Noise Ratio (SNR)

First, we implement experiments by adding noise to the audio signals. Inspired by related research on ship-radiated noise (Hazelwood and Connelly, 2005), this work uses colored noise (e.g., red noise) to simulate sea ambient noise instead of traditional Gaussian white noise. Three methods are evaluated on Shipsear and DeepShip with different signal-to-noise ratios. Figure 7(a) shows that the fbsp wavelet could improve the model's robustness against additive colored noise. From Figure 7(a), when the SNR decreases, the recognition accuracy of AGNet degrades relatively slowly, which is better than other baseline methods. Without adding any noise, AGNet has 6.47% and 10.19% performance advantages on Shipsear and DeepShip over the Mel filter banks baseline. When the noise gradually increases until the signal-to-noise ratio is 0, the gap widens to 19.31% and 20.48%. It could be attributed to the good time-frequency localization characteristics of the wavelet transform, which has a positive effect on noise suppression. When the signal-to-noise ratio continues to decrease, the gap will not widen because the

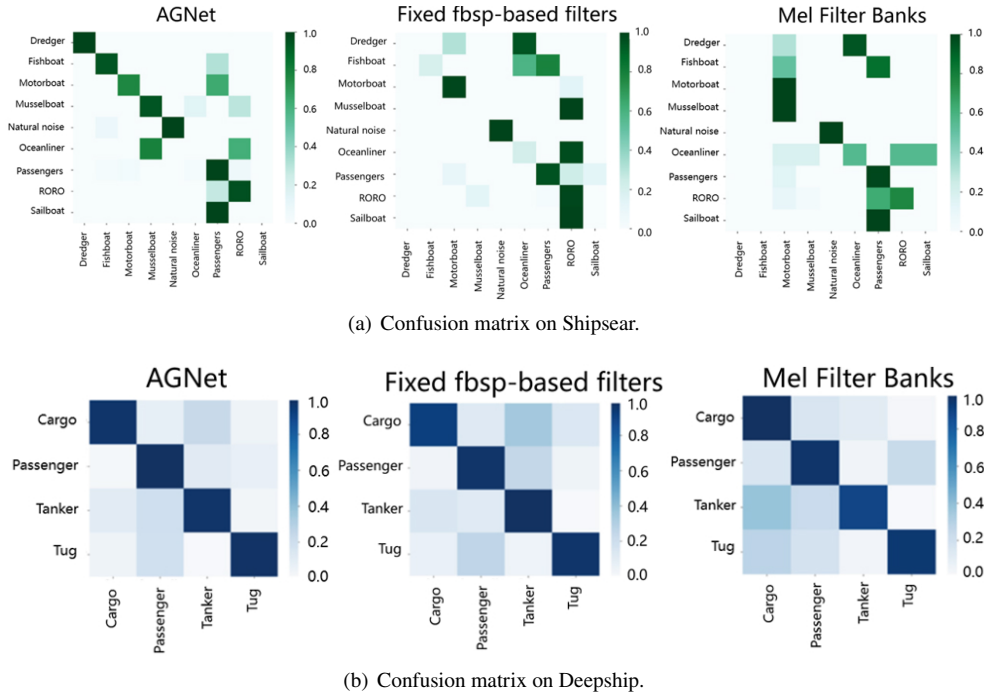


Figure 6: The confusion matrices of the best model of Mel filter banks, fixed wavelet (fbsp) and learnable wavelet (fbsp). The color depth indicates the number of test samples recognized as the corresponding category. Samples on the diagonal are correctly recognized.

signal quality is insufficient for systems to make accurate recognition.

4.5.2. Test on low cut-off frequency

Frequency truncation is performed on all Shipsear and DeepShip data. Figure 7(b) indicates that the wavelet-based AGNet is appropriate for the scenarios that need to handle low cutoff frequency. For low-dimensional features such as Mel fbanks, the recognition accuracy could be approximately seen as a linear decrease with the decrease of the cut-off frequency, while the accuracy of the two wavelet spectrogram-based features decreases relatively slowly until the cut-off frequency reaches 2000 Hz. When the cut-off frequency decreases from 8000Hz to 2000Hz, AGNet has only 5.7% and 1.46% performance loss on Shipsear and DeepShip respectively. According to our analysis, with the decrease in cut-off frequency, the disadvantage of low-dimensional features with less information would be magnified. The lack of remaining information will bring challenges to the recognition system. For time-frequency-based features, the loss of a small part of the information has little effect on the neural network. Only when the remaining frequency band is too narrow (such as 0-500Hz) to capture enough information, the recognition ability of the network will drop sharply.

5. Conclusion

This work proposes an end-to-end ship-radiated noise recognition system - AGNet. By applying a fine-grained

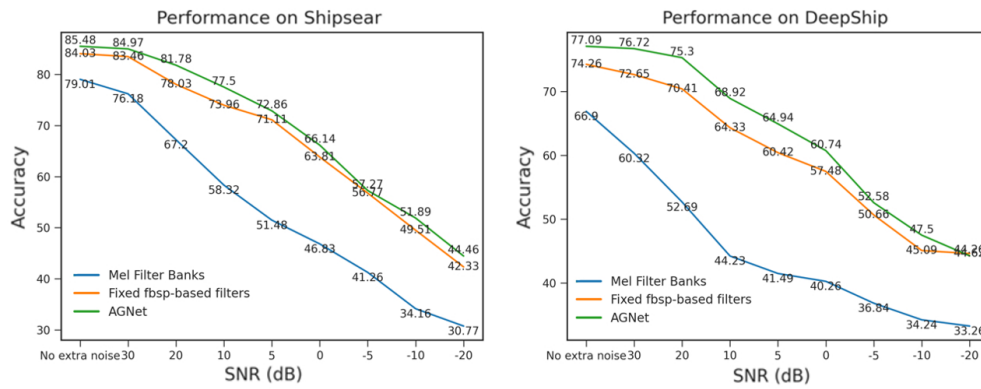
wavelet transform and a CNN-based classifier with parallel convolution attention blocks, AGNet achieves promising recognition accuracy on three datasets: Shipsear (85.48%), DeepShip (77.09%), and DTIL (95.76%). This work innovatively introduces transfer learning to the underwater acoustic field. Moreover, experiments show that AGNet is robust against additive colored noise and low cut-off frequency.

To conclude, AGNet could learn and update parameters in a data-driven manner. It could free researchers from tuning parameters, thus reducing troublesome work. Furthermore, such an end-to-end structure reduces the difficulty of actual deployment. It can save time consumption and reduces the possibility of module docking problems.

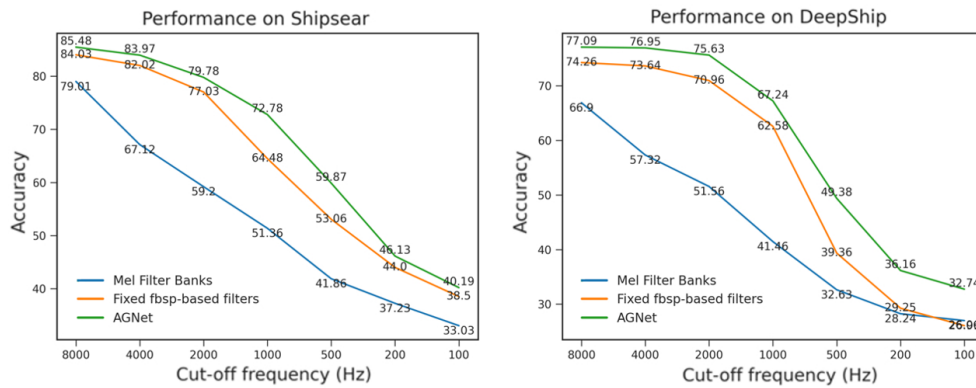
In the future, we plan to further explore the performance of adaptive learning on more complex data or tasks. For instance, setting more learnable parameters in the time-frequency feature extraction step.

Acknowledgements

This research is partially supported by the IOA Frontier Exploration Project (No. ZYTS202001), the High Tech Project (No. 31513070501), Youth Innovation Promotion Association CAS.



(a) Test on low Signal to Noise Ratio. On the left are the results on Shipsear and the right are the results on DeepShip.



(b) Test on low cut-off frequency. On the left are the results on Shipsear and the right are the results on DeepShip.

Figure 7: Robustness test on Signal to Noise Ratio and cut-off frequency.

CRedit authorship contribution statement

Yuan Xie: Conceptualization, Methodology, Software, Validation, Formal analysis, Investigation, Data Curation, Writing - Original Draft, Writing - Review & Editing, Visualization. **Jiawei Ren:** Methodology, Investigation, Data Curation, Supervision. **Ji Xu:** Resources, Writing - Review & Editing, Supervision, Project administration, Funding acquisition.

References

Bhavaraju, K.M., Kankar, P., Sharma, S.C., Harsha, S., 2010. A comparative study on bearings faults classification by artificial neural networks and self-organizing maps using wavelets. *International Journal of Engineering Science and Technology* 2, 1001–1008.

Brooker, A., Humphrey, V., 2016. Measurement of radiated underwater noise from a small research vessel in shallow water. *Ocean Engineering* 120, 182–189.

Chen, Y., Shang, J., 2019. Underwater target recognition method based on convolution autoencoder, in: 2019 IEEE International Conference on Signal, Information and Data Processing (ICSIDP), IEEE. pp. 1–5.

Chollet, F., 2017. Xception: Deep learning with depthwise separable convolutions, in: Proceedings of the IEEE conference on computer vision and pattern recognition, pp. 1251–1258.

Courmontagne, P., Ouelha, S., Chaillan, F., 2012. On time-frequency representations for underwater acoustic signal, in: 2012 Oceans, IEEE. pp. 1–9.

Das, A., Kumar, A., Bahl, R., 2013. Marine vessel classification based on passive sonar data: The cepstrum-based approach. *IET Radar, Sonar & Navigation* 7, 87–93.

Fillinger, L., de Theije, P., Zampolli, M., Sutin, A., Salloum, H., Sedunov, N., Sedunov, A., 2010. Towards a passive acoustic underwater system for protecting harbours against intruders, in: 2010 International WaterSide Security Conference, IEEE. pp. 1–7.

Gemmeke, J.F., Ellis, D.P., Freedman, D., Jansen, A., Lawrence, W., Moore, R.C., Plakal, M., Ritter, M., 2017. Audio set: An ontology and human-labeled dataset for audio events, in: 2017 IEEE international conference on acoustics, speech and signal processing (ICASSP), IEEE. pp. 776–780.

Guzhov, A., Raue, F., Hees, J., Dengel, A., 2021. Esresne (x) t-fbsp: Learning robust time-frequency transformation of audio, in: 2021 International Joint Conference on Neural Networks (IJCNN), IEEE. pp. 1–8.

Hazelwood, R., Connelly, J., 2005. Estimation of underwater noise—a simplified method. *Underwater technology* 26, 97–103.

He, K., Zhang, X., Ren, S., Sun, J., 2016. Deep residual learning for image recognition, in: Proceedings of the IEEE conference on computer vision and pattern recognition, pp. 770–778.

Howard, A.G., Zhu, M., Chen, B., Kalenichenko, D., Wang, W., Weyand, T., Andreetto, M., Adam, H., 2017. Mobilenets: Efficient convolutional neural networks for mobile vision applications. *arXiv preprint arXiv:1704.04861*.

Irfan, M., Jiangbin, Z., Ali, S., Iqbal, M., Masood, Z., Hamid, U., 2021. Deepship: An underwater acoustic benchmark dataset and a separable convolution based autoencoder for classification. *Expert Systems with Applications* 183, 115270.

- Kalpana, G., Rajendran, V., Murugan, S.S., 2014. Study of de-noising techniques for snr improvement for underwater acoustic communication. *Journal of Marine Engineering & Technology* 13, 29–35.
- Ke, X., Yuan, F., Cheng, E., 2020. Integrated optimization of underwater acoustic ship-radiated noise recognition based on two-dimensional feature fusion. *Applied Acoustics* 159, 107057.
- Khishe, M., Mohammadi, H., 2019. Passive sonar target classification using multi-layer perceptron trained by salp swarm algorithm. *Ocean Engineering* 181, 98–108.
- Kingma, D.P., Ba, J., 2014. Adam: A method for stochastic optimization. *arXiv preprint arXiv:1412.6980*.
- Krizhevsky, A., Sutskever, I., Hinton, G.E., 2012. Imagenet classification with deep convolutional neural networks. *Advances in neural information processing systems* 25.
- LeCun, Y., Bengio, Y., Hinton, G., 2015. Deep learning. *nature* 521, 436–444.
- Li, Y., Li, Y., Chen, X., Yu, J., 2017. Denoising and feature extraction algorithms using npe combined with vmd and their applications in ship-radiated noise. *Symmetry* 9, 256.
- Liu, F., Shen, T., Luo, Z., Zhao, D., Guo, S., 2021. Underwater target recognition using convolutional recurrent neural networks with 3-d mel-spectrogram and data augmentation. *Applied Acoustics* 178, 107989.
- Lu, J., Song, S., Hu, Z., Li, S., 2020. Fundamental frequency detection of underwater acoustic target using demon spectrum and cnn network, in: *2020 3rd International Conference on Unmanned Systems (ICUS)*, IEEE. pp. 778–784.
- Patil, B., Shastri, R., Das, A., 2014. Wavelet denoising with ica for the segmentation of bio-acoustic sources in a noisy underwater environment, in: *2014 International Conference on Communication and Signal Processing*, IEEE. pp. 472–475.
- Ren, J., Huang, Z., Li, C., Guo, X., Xu, J., 2019. Feature analysis of passive underwater targets recognition based on deep neural network, in: *OCEANS 2019-Marseille*, IEEE. pp. 1–5.
- Santos-Domínguez, D., Torres-Guijarro, S., Cardenal-López, A., Pena-Gimenez, A., 2016. Shipsear: An underwater vessel noise database. *Applied Acoustics* 113, 64–69.
- Shastri, R.K., Joshi, Y.V., Das, A., 2013. Time frequency analysis of underwater ambient noise in tropical littoral waters, in: *2013 OCEANS-San Diego*, IEEE. pp. 1–4.
- Shen, S., Yang, H., Yao, X., Li, J., Xu, G., Sheng, M., 2020. Ship type classification by convolutional neural networks with auditory-like mechanisms. *Sensors* 20, 253.
- Sutin, A., Bunin, B., Sedunov, A., Sedunov, N., Fillinger, L., Tsionskiy, M., Bruno, M., 2010. Stevens passive acoustic system for underwater surveillance, in: *2010 International WaterSide Security Conference*, IEEE. pp. 1–6.
- Wang, L., Lei, B., 2013. Time-frequency analysis of underwater acoustic signal based on improved harmonic wavelet, in: *2013 IEEE International Conference of IEEE Region 10 (TENCON 2013)*, IEEE. pp. 1–4.
- Wang, N., He, M., Wang, H., et al., 2018. Underwater target feature extraction method based on convolutional neural network. *Systems Engineering and Electronics* 40, 1197–1203.
- Wang, S., Zeng, X., 2014. Robust underwater noise targets classification using auditory inspired time–frequency analysis. *Applied Acoustics* 78, 68–76.
- Wang, Y., Wang, K., Abdel-Maksoud, M., 2021. noisenet: A neural network to predict marine propellers' underwater radiated noise. *Ocean Engineering* 236, 109542.
- Woo, S., Park, J., Lee, J.Y., Kweon, I.S., 2018. Cbam: Convolutional block attention module, in: *Proceedings of the European conference on computer vision (ECCV)*, pp. 3–19.
- Wu, Z., Feng, X., Yang, C., 2019. A deep learning method to detect atrial fibrillation based on continuous wavelet transform, in: *2019 41st Annual International Conference of the IEEE Engineering in Medicine and Biology Society (EMBC)*, IEEE. pp. 1908–1912.
- Xie, Y., Xiao, Y., Liu, X., Liu, G., Jiang, W., Qin, J., 2020. Time-frequency distribution map-based convolutional neural network (cnn) model for underwater pipeline leakage detection using acoustic signals. *Sensors* 20, 5040.
- Zhang, L., Wu, D., Han, X., Zhu, Z., 2016. Feature extraction of underwater target signal using mel frequency cepstrum coefficients based on acoustic vector sensor. *Journal of Sensors* 2016.
- Zhang, Q., Da, L., Zhang, Y., Hu, Y., 2021. Integrated neural networks based on feature fusion for underwater target recognition. *Applied Acoustics* 182, 108261.
- Zheng, Y., Gong, Q., Zhang, S., 2021. Time-frequency feature-based underwater target detection with deep neural network in shallow sea, in: *Journal of Physics: Conference Series*, IOP Publishing. p. 012006.
- Zhu, Y., Wang, B., Zhang, Y., Li, J., Wu, C., 2021. Convolutional neural network based filter bank multicarrier system for underwater acoustic communications. *Applied Acoustics* 177, 107920.