

Singular travelling waves in soft viscoelastic solids of rate type

Harold Berjamine^a, Michel Destrade^{a,b}, Giuseppe Saccomandi^{c,a}

^a*School of Mathematical and Statistical Sciences, University of Galway,
University Road, Galway, Republic of Ireland*

^b*Key Laboratory of Soft Machines and Smart Devices
of Zhejiang Province and Department of Engineering Mechanics, Zhejiang University,
Hangzhou 310027, People's Republic of China*

^c*Dipartimento di Ingegneria, Università degli studi di Perugia,
Via G. Duranti, Perugia 06125, Italy*

Abstract

We consider shear wave propagation in soft viscoelastic solids of rate type. Based on objective stress rates, the constitutive model accounts for finite strain, incompressibility, as well as stress- and strain-rate viscoelasticity. The theory generalises the standard linear solid model to three-dimensional volume-preserving motions of large amplitude in a physically-consistent way. The nonlinear equations governing shear motion take the form of a one-dimensional hyperbolic system with relaxation. For specific objective rates of Cauchy stress (lower- and upper-convected derivatives), we study the propagation of acceleration waves and shock waves. Then we show that both smooth and discontinuous travelling wave solutions can be obtained analytically. We observe that the amplitude and velocity of steady shocks are very sensitive to variations of the stress relaxation time. Furthermore, the existence of steady shocks is conditional. Extension of these results to the case of the Jaumann stress rate is attempted. Although the latter has more satisfactory mathematical properties, the analysis of simple shearing motions is more involved in this case.

Keywords: Travelling waves, Shock waves, Nonlinear viscoelasticity, Soft solids, Hyperbolic systems

1 Introduction

Soft solids are materials that can be easily deformed through the application of external forces. In Physics and Engineering, this term is commonly used for highly deformable materials such as elastomers [Haupt and Lion, 2002], bitumen [Filograna et al., 2009], dough [Phan-Thien et al., 1997], as well as soft biological tissues [Berjamine and Chockalingam, 2022]. Due to their low stiffness, soft solids are routinely subjected to large deformations and dynamic motions of arbitrary frequency.

The mechanical modelling of soft solids has been approached both by the fluid mechanics and solid mechanics communities. In both cases, incompressibility is commonly assumed. Over the years, various incompressible viscoelasticity theories have also been proposed to describe the dynamic behaviour of soft solids.

Due to the occurrence of large deformations, related continuum theories must be formulated within the finite strain theory [Holzapfel, 2000], in general. The simplest model consists of a Newtonian viscous stress added to an elastic stress contribution [Berjamine, 2023], which results in a nonlinear three-dimensional version of the classical Kelvin–Voigt viscoelasticity theory. Unfortunately, such a model is valid in the low frequency range only, and it is not able to reproduce relaxation of stress [Banks et al., 2011, Carcione, 2015].

To overcome these issues, several versions of stress- and strain-rate incompressible viscoelasticity are found in the literature. Generalising Cormack and Hamilton

[2018] to three-dimensional motions, Saccomandi and Vianello [2021] introduce a three-dimensional Maxwell theory similar to the models presented by Haupt and Lion [2002]. In all these cases, the constitutive law is augmented by an evolution equation for the viscous stress that reduces to the Kelvin–Voigt model in a given limit. As pointed out by Morro and Giorgi [2020], the process leading to stress rate viscoelasticity theories is very similar to the derivation of the Maxwell–Cattaneo–Vernotte hyperbolic theory of heat conduction.

Another popular approach, known as quasi-linear viscoelasticity (QLV), does not include any explicit constitutive assumption for the description of the viscous stresses. Instead, the viscoelastic stress response is directly deduced from the inviscid elastic response by means of a hereditary integral (Boltzmann superposition). The latter can be converted into linear differential equations when the hereditary integral is based on a Prony series [Berjamine and Chockalingam, 2022]. In this case, connections with the Simo model can be established, see the discussions in Yagimli et al. [2023].

One feature of the dynamic response of nonlinear viscoelastic materials is the existence of travelling wave solutions in shear, aka steady progressive waves. These waves have the particularity of keeping an invariant wave profile throughout the motion which occurs at a suitable constant speed. Similarly to other solitary waves, those permanent waveforms result from the interaction between nonlinearity and dispersion (here of dissipative nature).

In the Kelvin–Voigt case, smooth travelling wave solutions can be derived exactly, making this one of the few examples of a purely analytical solution in nonlinear viscoelasticity [Berjamin, 2023]. Implicit analytical expressions can also be obtained for a specific history-dependent material model [Pucci and Saccomandi, 2015]. In the QLV case, the study of solitary waves is less straightforward. Nevertheless, smooth travelling wave solutions can still be obtained numerically [De Pascalis et al., 2019].

For the model considered by Pucci and Saccomandi [2015], it was reported that the wave profile can become multi-valued under certain conditions, suggesting the existence of weak discontinuous solutions. Discontinuous travelling waves were also described by Cormack and Hamilton [2018] based on an approximate one-dimensional theory, which involves a generalised Burgers-type equation [Berjamin, 2023].

The existence of *steady shock waves* is extensively discussed in the review by Schuler et al. [1973], which covers various theoretical and experimental results related to the study of such waves. In particular, it was shown that the theory of steady shocks correlates well with one-dimensional experimental results obtained in a specific configuration.

In relation with the above literature, we consider shear wave propagation in materials of rate type governed by the three-dimensional theory of Saccomandi and Vianello [2021], whose properties are summarised in Section 2. We rewrite the equations of motion as a one-dimensional hyperbolic system of conservation laws with relaxation, in the particular case of the lower- and upper-convected objective stress rates [Haupt and Lion, 2002]. The propagation of shear acceleration waves and shear shock waves is studied in Section 3, and travelling wave solutions are detailed in Section 4, including smooth kinks and steady shocks. Finally, we reconsider these derivations in the case of the Jaumann stress rate, see Section 5.

In summary, we show that steady shear shock waves can propagate in soft solids of rate type, by exploiting the simplifications provided by the lower- and upper-convected stress rates [Saccomandi and Vianello, 2021]. This way, fully analytical travelling wave solutions are obtained, including discontinuous ones. Moreover, we provide elements indicating that a similar behaviour might be obtained for the Jaumann stress rate, even though the complete mathematical derivations are less simple in this case.

2 Basic equations

2.1 Constitutive model

Let us introduce the deformation gradient tensor $\mathbf{F} = \partial \mathbf{x} / \partial \mathbf{X}$, which is the gradient of the current position \mathbf{x} of a particle with respect to its reference position \mathbf{X} . We introduce also the displacement field $\mathbf{u} = \mathbf{x} - \mathbf{X}$. In incompressible materials, volume change is not allowed, so that \mathbf{F} is unimodular ($\det \mathbf{F} \equiv 1$). Moreover, the mass density $\rho > 0$ is constant.

We assume that the Cauchy stress tensor \mathbf{T} may be decomposed additively as

$$\mathbf{T} = -p\mathbf{I} + \mathbf{T}^E, \quad \mathbf{T}^E = \mathbf{T}^e + \mathbf{T}^v, \quad (1)$$

where \mathbf{T}^e is an elastic contribution, \mathbf{T}^v is a viscous one, and their sum \mathbf{T}^E is the extra stress. The first term of (1)_a involves the identity tensor \mathbf{I} and a scalar Lagrange multiplier p accounting for the incompressibility constraint.

We assume that the elastic stress contribution is purely deviatoric and of Mooney–Rivlin–Yeoh type [Berjamin and Chockalingam, 2022]:

$$\mathbf{T}^e = 2C_1(1 + \beta(\text{tr} \mathbf{B} - 3))\mathbf{B} - 2C_2\mathbf{B}^{-1}, \quad (2)$$

where $\mathbf{B} = \mathbf{F}\mathbf{F}^\top$ is the left Cauchy–Green strain tensor. Here, C_1 , C_2 are the Mooney parameters and β is a coefficient of nonlinearity. The infinitesimal shear modulus equals $\mu = 2(C_1 + C_2) > 0$.

The evolution of the viscous stress is governed by the Maxwell-type differential equation [Saccomandi and Vianello, 2021]

$$\tau \mathcal{D}(\mathbf{T}^v) + \mathbf{T}^v = 2\eta \mathbf{D}, \quad (3)$$

where $\eta > 0$ is the shear viscosity and $\tau > 0$ is a characteristic time. Here, the strain rate tensor $\mathbf{D} = \frac{1}{2}(\mathbf{L} + \mathbf{L}^\top)$ is the symmetric part of the Eulerian velocity gradient $\mathbf{L} = \dot{\mathbf{F}}\mathbf{F}^{-1}$, which involves the material time-derivative $\dot{\mathbf{F}}$ of \mathbf{F} . By virtue of incompressibility, the tensors \mathbf{D} , \mathbf{L} are trace-free.

The symbol \mathcal{D} denotes an objective rate defined by

$$\mathcal{D}(\mathbf{T}) = \dot{\mathbf{T}} + \frac{\phi-1}{2}(\mathbf{L}\mathbf{T} + \mathbf{T}\mathbf{L}^\top) + \frac{\phi+1}{2}(\mathbf{L}^\top\mathbf{T} + \mathbf{T}\mathbf{L}), \quad (4)$$

where $\phi \in \{-1, 0, 1\}$. The expression (4) combines the Oldroyd rate for $\phi = -1$ (also equivalent to the Truesdell rate in the incompressible case); the Jaumann–Zaremba rate for $\phi = 0$; and the Cotter–Rivlin rate for $\phi = 1$, see definitions in the monograph by Holzapfel [2000]. This way, one ensures that the rate equation (3) is frame-indifferent.

Let us compute the objective rate (4) of the extra stress \mathbf{T}^E , as defined in (1)_b. Using the rate equation (3), we arrive at

$$\tau \mathcal{D}(\mathbf{T}^E) + \mathbf{T}^E = 2\eta \mathbf{D} + \tau \mathcal{D}(\mathbf{T}^e) + \mathbf{T}^e. \quad (5)$$

This equivalent formulation of the above constitutive model allows direct comparison with other approaches found in the literature.¹ In particular, Filograna et al. [2009] do not include the term $\tau \mathcal{D}(\mathbf{T}^e)$ in the right-hand side of (5).

The rate equation (3)-(4) with $\phi = -1$ was also proposed by Phan-Thien et al. [1997] to model the viscoelastic behaviour of dough. For the cases $\phi = \pm 1$, thermodynamic consistency is addressed by Haupt and Lion [2002] and, therefore, the related stress-rate theories are physically admissible. Nevertheless, some restrictions of the

¹Note the potential typo in Farina et al. [2022] where the study by Saccomandi and Vianello [2021] is linked to the model found in Filograna et al. [2009], referred to as “a different approach” in Saccomandi and Vianello [2021].

parameters might be needed to avoid physical inconsistencies in tensile creep, as illustrated by Farina et al. [2022].

In the fluid limit $C_1, C_2 \rightarrow 0$, Pukhnachev [2010] justifies the choice $\phi = 0$ based on the preservation of deviatoric viscous stresses. Thermodynamic consistency is discussed therein as well, see also Liapidevskii et al. [2011]. In the viscoelastic case, thermodynamic consistency is proved by Morro and Giorgi [2020] for $\phi = 0$. Lastly, the tensile problem considered by Farina et al. [2022] confirms the relevance of the Jaumann derivative $\phi = 0$ in relation with Eqs. (3)-(4).

Eq. (3) can be integrated in time as [Goddard and Miller, 1966]

$$\mathbf{T}^v = \frac{2\eta}{\tau} \int_{-\infty}^t e^{-(t-s)/\tau} \boldsymbol{\Theta}_{t|s} \mathbf{D}(s) \boldsymbol{\Theta}_{t|s}^\top ds, \quad (6)$$

where $\boldsymbol{\Theta}_{t|s}$ is defined as the fundamental matrix of the initial-value problem

$$\dot{\boldsymbol{\Theta}}_{t|s} = -\frac{\phi-1}{2} \mathbf{L} \boldsymbol{\Theta}_{t|s} - \frac{\phi+1}{2} \mathbf{L}^\top \boldsymbol{\Theta}_{t|s}, \quad \boldsymbol{\Theta}_{s|s} = \mathbf{I}. \quad (7)$$

This result can be verified by evaluation of $\dot{\mathbf{T}}^v$ from (6) based on the Leibniz integral rule. Here, spatial dependence is not specified, but it should be understood that the Lagrangian coordinates \mathbf{X} are used.

From the integral expression (6) of the viscous stress, we observe that this tensor is a memory variable whose current value at time t depends on the motion's history. Using the relationship $\mathbf{L} = \dot{\mathbf{F}} \mathbf{F}^{-1}$, direct integration of (7) yields

$$\boldsymbol{\Theta}_{t|s} = -\frac{\phi-1}{2} \mathbf{F}_{t|s} + \frac{\phi+1}{2} \mathbf{F}_{t|s}^{-\top}, \quad \phi = \pm 1, \quad (8)$$

where $\mathbf{F}_{t|s} = \mathbf{F}(t) \mathbf{F}^{-1}(s)$ is the relative deformation gradient from the configuration at the intermediate time s to the configuration at the current time t . For $\phi = \pm 1$, the above expression provides useful simplifications of (6), see also Haupt and Lion [2002]. Unfortunately, no such formula is known in the case $\phi = 0$, to the authors' present knowledge.

2.2 Equations of motion

The Lagrangian equations of motion read [Holzapfel, 2000]

$$\dot{\mathbf{F}} = \nabla \mathbf{v}, \quad \rho \dot{\mathbf{v}} = \nabla \cdot \mathbf{P}, \quad (9)$$

where $\mathbf{v} = \dot{\mathbf{x}}$ is the velocity field and $\mathbf{P} = \mathbf{T} \mathbf{F}^{-\top}$ is the first Piola-Kirchhoff stress tensor. According to Eq. (1), the latter can be decomposed as $\mathbf{P} = -p \mathbf{F}^{-\top} + \mathbf{P}^E$, where the extra stress contribution $\mathbf{P}^E = \mathbf{T}^E \mathbf{F}^{-\top}$ is deduced from (2)-(3).

Infinitesimal-strain limit. Let us linearise the equations of motion (9) with respect to the displacement gradient tensor $\nabla \mathbf{u} = \mathbf{F} - \mathbf{I}$ about a stress-free undeformed state. The Piola-Kirchhoff stresses satisfy $\mathbf{P} \simeq \mathbf{T}$. The elastic stress contribution reduces to $\mathbf{T}^e \simeq 2\mu \boldsymbol{\varepsilon}$ where $\boldsymbol{\varepsilon} = \frac{1}{2}(\nabla \mathbf{u} + \nabla^\top \mathbf{u})$ defines the infinitesimal strain tensor $\boldsymbol{\varepsilon}$, and

the evolution equation (3) for the viscous stress becomes $\tau \dot{\mathbf{T}}^v + \mathbf{T}^v \simeq 2\eta \dot{\boldsymbol{\varepsilon}}$ for all ϕ . Thus, we recover the tensorial *Standard Linear Solid* (SLS) differential equation

$$\mathbf{T} + \tau \dot{\mathbf{T}} = -p \mathbf{I} + 2\mu (\boldsymbol{\varepsilon} + \tau_\varepsilon \dot{\boldsymbol{\varepsilon}}), \quad \tau_\varepsilon = \tau + \frac{\eta}{\mu}, \quad (10)$$

for the total stress, up to a suitable redefinition of the arbitrary Lagrange multiplier p .

Let us postulate the harmonic plane-wave form $\mathbf{u} \propto e^{i(\omega t - \kappa \mathbf{n} \cdot \mathbf{X})}$ where ω is the angular frequency, κ is the wave number, and \mathbf{n} is a unit vector. Injecting this Ansatz in the linearised incompressibility condition $\text{tr } \boldsymbol{\varepsilon} = 0$ gives us the orthogonality condition $\mathbf{u} \cdot \mathbf{n} = 0$. Next, the linearised equations of motion lead to the classical SLS dispersion relationship [Carcione, 2015]

$$\rho \frac{\omega^2}{\kappa^2} = \mu \frac{1 + i\omega \tau_\varepsilon}{1 + i\omega \tau} = \mu_\infty \left(1 - \frac{g}{1 + i\omega \tau} \right), \quad (11)$$

with $\mu_\infty = \mu \tau_\varepsilon / \tau$ and $g = 1 - \tau / \tau_\varepsilon$. Then, some related properties follow straightforwardly. In particular, the condition $\tau_\varepsilon > \tau$ ensuring dissipative behaviour is naturally satisfied given Eq. (10).

The present model has two elastic limits corresponding to low frequency (or long time) and high frequency (or short time). Using the above expression of the dynamic modulus (11), we observe that the low-frequency equilibrium shear modulus equals μ , whereas the high-frequency instantaneous shear modulus equals μ_∞ .

3 Plane shear waves

3.1 Governing equations

Given that the material is isotropic, let us consider a plane shear wave $\mathbf{u} = u(X, t) \mathbf{e}_2$ propagating along X and polarised along Y , the first and second components of the Lagrangian position vector in orthonormal Cartesian coordinates. Hence, the components of the deformation gradient tensor are

$$\mathbf{F} = \begin{bmatrix} 1 & 0 & 0 \\ \gamma & 1 & 0 \\ 0 & 0 & 1 \end{bmatrix}, \quad (12)$$

where $\gamma = \partial_X u$ is the shear strain. For the present simple shear deformation, we note that $x = X$. Furthermore, since $\det \mathbf{F} \equiv 1$, the restriction to volume-preserving motions is naturally satisfied.

Now, we write the equations of motion (9) for the simple shear deformation (12). Introducing the shear velocity $v = \partial_t u$ and the quantities

$$\mu r = T_{21}^v, \quad \mu s = -\frac{\phi-1}{2} T_{11}^v - \frac{\phi+1}{2} T_{22}^v \quad (13)$$

deduced from the components of the viscous stress, we arrive at the first-order system of partial differential equations

$$\begin{cases} \gamma_t = v_x, \\ \rho v_t = \sigma_x, \\ \tau r_t = (\eta/\mu + \tau s) v_x - r, \\ \tau s_t = (\phi^2 - 1) \tau r v_x - s, \end{cases} \quad (14)$$

where indices indicate partial differentiation. The shear stress $\sigma = P_{21} = T_{21}$ deduced from the constitutive law takes the form

$$\sigma = \mu(\gamma + b\gamma^3 + r), \quad (15)$$

where $b = \beta C_1 / \mu$ is a parameter of nonlinearity.

Looking at the system (14), it appears that the case $\phi = \pm 1$ offers useful simplifications. In fact, we then have $s \equiv 0$, and (14) reduces to a first-order system of balance laws with one memory variable, r . This system is very similar to the quasi-linear viscoelastic system (QLV) of Benjamin and Chockalingam [2022], De Pascalis et al. [2019], although it is even simpler. In fact, it involves only three partial differential equations (instead of four).

Dimensionless form. Let us introduce the reference duration $t_r = \eta / \mu$ and distance $x_r = t_r \sqrt{\mu / \rho}$, where μ is the shear modulus. Thus, the scaled coordinates $\tilde{t} = t / t_r$ and $\tilde{x} = x / x_r$ are dimensionless. The scaling procedure is then achieved by introducing the dimensionless quantities

$$\tilde{\gamma} = \gamma \sqrt{b}, \quad \tilde{v} = \frac{v \sqrt{b}}{x_r / t_r}, \quad \tilde{r} = r \sqrt{b}, \quad \tilde{\tau} = \frac{\tau}{t_r}. \quad (16)$$

Thus, from Eqs. (14)-(15) with $\phi = \pm 1$, we arrive at

$$\begin{cases} \gamma_t = v_x, \\ v_t = (\gamma + \gamma^3 + r)_x, \\ \tau r_t = v_x - r, \end{cases} \quad (17)$$

in which all the variables should have an overbar (the latter is omitted here for the sake of simplicity).

The above dimensionless form obtained for $\phi = \pm 1$ will be studied hereinafter. For this purpose, we introduce the conservative system of balance laws with relaxation

$$\mathbf{q}_t + \mathbf{f}(\mathbf{q})_x = \mathbf{R}\mathbf{q}, \quad (18)$$

where

$$\mathbf{q} = \begin{bmatrix} \gamma \\ v \\ r \end{bmatrix}, \quad \mathbf{f}(\mathbf{q}) = - \begin{bmatrix} v \\ \gamma + \gamma^3 + r \\ v / \tau \end{bmatrix}, \quad \mathbf{R}\mathbf{q} = - \begin{bmatrix} 0 \\ 0 \\ r / \tau \end{bmatrix}. \quad (19)$$

For this system, the eigenvalues of the diagonalisable Jacobian matrix

$$\mathbf{A}(\mathbf{q}) = - \begin{bmatrix} 0 & 1 & 0 \\ 1 + 3\gamma^2 & 0 & 1 \\ 0 & 1/\tau & 0 \end{bmatrix} = \frac{\partial \mathbf{f}}{\partial \mathbf{q}} \quad (20)$$

equal $\{\pm c(\gamma), 0\}$, where the shear wave speed reads

$$c(\gamma) = \sqrt{1 + 3\gamma^2 + 1/\tau}. \quad (21)$$

Since these characteristic wave speeds are always real and distinct, the system (18) is unconditionally *strictly hyperbolic* [LeVeque, 2002].

Note in passing that $\tau \rightarrow \infty$ recovers perfect elasticity, and that $\tau \rightarrow 0$ recovers strain-rate viscoelasticity. In the latter case, the shear wave speed (21) becomes infinite. This feature is reminiscent of Maxwell–Cattaneo–Vernotte hyperbolic heat conduction which entails infinite wave speeds as the relaxation time tends towards zero, i.e. in the limit of Fourier heat conduction.

3.2 Acceleration waves

In a similar fashion to Benjamin and Chockalingam [2022], let us analyse the evolution of acceleration waves within the first-order system of balance laws (18) (i.e., corner discontinuities corresponding to jumps in the gradient \mathbf{q}_x of the primary variables, while the primary variables \mathbf{q} remain continuous). Thus, we introduce the notation $\llbracket \cdot \rrbracket = (\cdot)^+ - (\cdot)^-$ for the jump of a physical quantity across the surface of discontinuity $x = \varphi(t)$, where $(\cdot)^\pm$ denotes respectively the right- or left-sided values of that quantity. The perturbation is a corner discontinuity impinging upon the equilibrium state $\tilde{\mathbf{q}}$ with $\tilde{r} = 0$. The case of a perturbation emerging from an equilibrium state can be analysed in a similar fashion by performing the change of variable $x \rightarrow -x$.

Speed. We consider a right-going acceleration wave travelling at the speed $\Sigma = \dot{\varphi}(t) > 0$, to be determined. By definition of the jumps and of the surface of discontinuity, the following kinematic relationship holds:

$$\frac{d}{dt} \llbracket \mathbf{q} \rrbracket = \llbracket \frac{d}{dt} \mathbf{q} \rrbracket = \llbracket \mathbf{q}_t \rrbracket + \Sigma \llbracket \mathbf{q}_x \rrbracket, \quad (22)$$

where $\frac{d}{dt}$ is the directional time derivative following the wavefront. Due to the assumption $\llbracket \mathbf{q} \rrbracket = \mathbf{0}$, the above quantity vanishes, so that we have $\llbracket \mathbf{q}_t \rrbracket = -\Sigma \llbracket \mathbf{q}_x \rrbracket$.

Next, evaluation of the jump of (18) shows that Σ is an eigenvalue (21) of the Jacobian matrix $\mathbf{A}(\tilde{\mathbf{q}})$, and that the jump of \mathbf{q}_x is proportional to the corresponding right eigenvector \mathbf{r} . Therefore, we have $\llbracket \mathbf{q}_x \rrbracket = \Pi \mathbf{r}$, where

$$\mathbf{r} = \begin{bmatrix} 1 \\ -\Sigma \\ 1/\tau \end{bmatrix}, \quad \mathbf{l} = \frac{1}{2\Sigma^2} \begin{bmatrix} \Sigma^2 - 1/\tau \\ -\Sigma \\ 1 \end{bmatrix}, \quad \Sigma = c(\tilde{\gamma}). \quad (23)$$

Here, we have introduced the *wave amplitude* $\Pi = \llbracket \gamma_x \rrbracket$, and the relevant left eigenvector \mathbf{l} of $\mathbf{A}(\tilde{\mathbf{q}})$ such that $\mathbf{l} \cdot \mathbf{r} = 1$.

Evolution. In general, the wave amplitude is governed by the Bernoulli differential equation $\dot{\Pi} = \Omega_2 \Pi^2 - \Omega_1 \Pi$. The coefficients are given by [Müller and Ruggeri, 1998]

$$\begin{aligned} \Omega_1 &= -\mathbf{l} \cdot \mathbf{R}\mathbf{r} = \frac{1}{2\tau^2 \Sigma^2}, \\ \Omega_2 &= -\frac{\partial c}{\partial \mathbf{q}} \cdot \mathbf{r} = -\frac{3\tilde{\gamma}}{\Sigma}, \end{aligned} \quad (24)$$

where the above formulas were evaluated in the equilibrium state $\tilde{\mathbf{q}}$. Thus, we conclude that steady acceleration waves such that $\dot{\Pi} = 0$ with nonzero amplitude Π might exist, where the wave amplitude is given by the ratio $\Omega_1 / \Omega_2 = -\frac{1}{6}(\tau^2 \Sigma \tilde{\gamma})^{-1}$. Note in passing that such acceleration waves do not exist in the limit of strain-rate viscoelasticity $\tau \rightarrow 0$.

3.3 Shock waves

Now, let us analyse the evolution of shock waves within the first-order system of balance laws (18) (i.e., strong discontinuities corresponding to jumps in the primary variables \mathbf{q}). Here, we consider a right-going wave that connects the left and right states \mathbf{q}^\mp located on each side of the shock.

Speed. The Rankine–Hugoniot condition for a shock wave with speed $\Sigma = \dot{\varphi}(t) > 0$ governed by the conservative system (18) takes the form $[[\mathbf{f}(\mathbf{q})]] = \Sigma [[\mathbf{q}]]$, see Sec. 17.12 of LeVeque [2002]. It follows that the shock wave speed satisfies

$$\Sigma = \sqrt{1 + (\gamma^-)^2 + \gamma^- \gamma^+ + (\gamma^+)^2 + 1/\tau}, \quad (25)$$

where γ^\pm are the shear strains to the right and left of the shock. Furthermore, the jumps across the discontinuity satisfy the relationship

$$[[v]] = -\Sigma [[\gamma]] = -\tau \Sigma [[\gamma]]. \quad (26)$$

The existence of shock wave solutions is conditional. Apart from the entropy growth condition [Boillat and Ruggeri, 1998], the authors are not aware of a precise shock admissibility criterion for the system (18). Nevertheless, one might want to verify the Lax entropy condition [LeVeque, 2002], which requires that $c(\gamma^-) > \Sigma > c(\gamma^+)$. This inequality provides a heuristic criterion for the existence of right-going shock waves. In fact, it reduces to the condition $\gamma^- > \gamma^+$ in the case of non-negative strains.

Evolution. We adapt the derivation of the results mentioned in Schuler et al. [1973], Chen and Gurtin [1970] and follow the steps therein. First, we differentiate the first equality of the Rankine–Hugoniot identity (26) in time, by means of the product rule. Next, we expand the kinematic relationship (22) for the jumps of γ and v , and substitutions are performed in the latter based on (17). This way, we arrive at the general formula

$$2\sqrt{\Sigma} \frac{d}{dt} (\sqrt{\Sigma} [[\gamma]]) = \Sigma^2 [[\gamma_x]] - [[(\gamma + \gamma^3 + r)_x]], \quad (27)$$

which corresponds to the identity (2.10) in the study by Chen and Gurtin [1970].

The Rankine–Hugoniot relations (26) tell us that the jump of the difference $\Delta = \gamma - \tau r$ is uniformly equal to zero. Thus, combining the kinematic relationship (22) for Δ with (17) and (26) produces

$$[[\gamma]]/\tau + \Sigma [[\gamma_x]] - \tau \Sigma [[r_x]] = 0, \quad (28)$$

thus allowing to eliminate the memory variable from (27).

Let us now consider a right-going shock wave impinging upon an undeformed material at rest, i.e. the wave speed satisfies (25) where \mathbf{q}^+ is equal to zero. In this case, Eqs. (27)-(28) yield

$$2\sqrt{\Sigma} \frac{d}{dt} (\sqrt{\Sigma} \gamma^-) = (\Sigma^2 - c(\gamma^-)^2) (\gamma_x^- - \gamma_x^*), \quad (29)$$

where

$$\gamma_x^* = \frac{\gamma^- / (\tau^2 \Sigma)}{\Sigma^2 - c(\gamma^-)^2} = -\frac{1}{2\tau^2 \Sigma \gamma^-} \quad (30)$$

is a critical strain gradient. We note that the shock wave is steady for $\gamma_x^- = \gamma_x^*$.

4 Steady progressive waves

4.1 Smooth kinks

Travelling wave solutions propagate at constant speed without any distortion of the profile. Thus, solutions to (14) are sought as functions of the non-dimensional retarded time $\theta = t - x/\mathcal{C}$, where $\mathcal{C} > 0$ represents the wave speed. This Ansatz is injected in (17), where (17)_b is integrated once with vanishing integration constant, and the variable v has been eliminated by substitution. The expression of r so-obtained is substituted into (17)_c, leading to the differential equation

$$\gamma' - \tau (\Omega - 3\gamma^2) \gamma' - \Omega \gamma + \gamma^3 = 0, \quad (31)$$

for the shear strain, where $\Omega = \mathcal{C}^2 - 1 \geq 0$. Here, the primes denote differentiation with respect to the retarded time θ .

This differential equation can be simplified further by setting $\gamma = G(\xi)\sqrt{\Omega}$ where $\xi = \Omega\theta$, see e.g. Benjamin [2023]. This way,

$$G' = \frac{\Gamma(G)}{1 - \alpha \Gamma'(G)}, \quad \Gamma(G) = G - G^3, \quad (32)$$

where the prime denotes differentiation with respect to the argument (here, the explicit dependency of G on ξ has been omitted), and $\alpha = \Omega\tau \geq 0$ is a parameter. This differential equation is analogous to Eq. (5.6) of Pucci and Saccomandi [2015].

From Eq. (32), one observes that travelling wave solutions to the hyperbolic system (14) should connect the equilibrium strains $G = 0$ and $G = \pm 1$ by following a smooth transition that depends on the parameter α . Solutions are obtained by rewriting (32) in separable form, and by performing a partial fraction decomposition. Upon integration, we find

$$\xi = \ln \left(\frac{3^\alpha \sqrt{3}}{8^\alpha} \frac{G^{1-\alpha}}{(1-G^2)^{1/2+\alpha}} \right) \quad (33)$$

in implicit form, where we have enforced $G(0) = \frac{1}{2}$ without loss of generality. The waveform can be written in explicit form when $\alpha = 0, \frac{1}{4}, 1$, in which cases $G(\xi)$ equals

$$\frac{e^\xi}{\sqrt{3+e^{2\xi}}}, \frac{4e^{4\xi/3}}{3+\sqrt{9+16e^{8\xi/3}}}, \sqrt{1-\frac{3}{4}e^{-2\xi/3}}, \quad (34)$$

respectively.

Figure 1 displays the kink waveforms obtained for several values of the parameter α . We note that the smoothness of the solution is impacted when α approaches one: a corner singularity arises. The smooth kink solution even becomes multi-valued for $\alpha > 1$, thus revealing the presence of a shock. This observation is consistent with anterior works [Pucci and Saccomandi, 2015].

Figure 2 provides an alternative representation of this phenomenon. Here, we display the evolution (32) of G' in terms of G for the same values of α as in Figure 1. For $\alpha = \frac{4}{3}$, a vertical asymptote located at $G \approx 0.289$ divides the plane into two regions. This way, no smooth trajectory along which G' remains finite can connect $G = 0$ and $G = 1$.

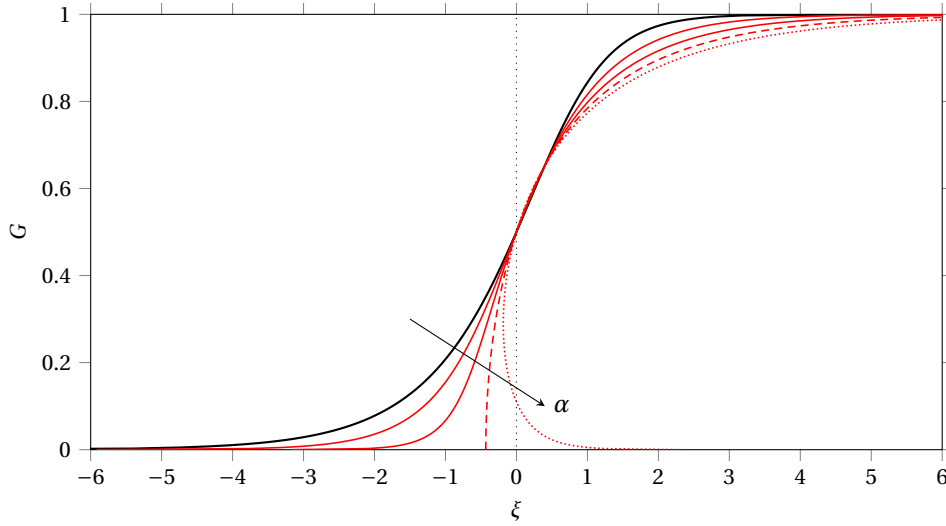


Figure 1: Smooth kinks (33). Wave profile in terms of the rescaled retarded time for $\alpha = 0, \frac{1}{3}, \frac{2}{3}, 1, \frac{4}{3}$ (increasing values marked by the arrow). Multivalued solutions are obtained for $\alpha > 1$.

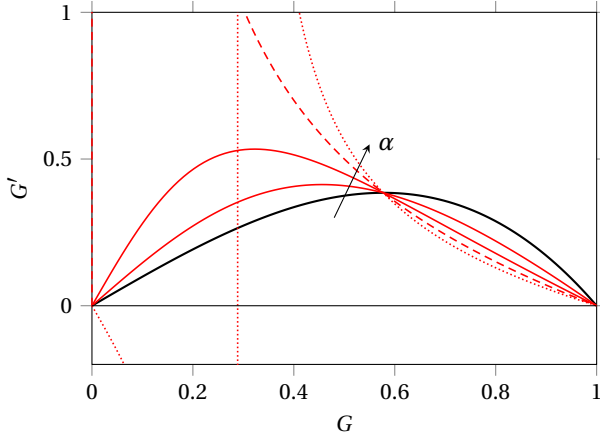


Figure 2: Trajectories of the kink solution (33) for $\alpha = 0, \frac{1}{3}, \frac{2}{3}, 1, \frac{4}{3}$. A singularity is obtained for $\alpha > 1$.

4.2 Steady acceleration waves

We go back to the study of acceleration waves, see Section 3.2. If the singularity travels at the same speed as the kink, then \mathcal{C} must be equal to the characteristic speed $c(\tilde{\gamma})$ in the equilibrium state $\tilde{\mathbf{q}}$. The wave is steady if its amplitude $\Pi = \llbracket \gamma_x \rrbracket$ is equal to the ratio $\Omega_1/\Omega_2 = -\frac{1}{6}(\tau^2 \Sigma \tilde{\gamma})^{-1}$ deduced from the coefficients in Eq. (24).

In terms of the rescaled variables used for the kinks, the strain gradient satisfies $-\mathcal{C} \gamma_x \Omega^{-3/2} = G'$. Thus, by computing the jumps on each side of this equality, the expression of $\llbracket G' \rrbracket$ is deduced from the condition $\Pi = \Omega_1/\Omega_2$. Since the wave speed satisfies $\mathcal{C} = c(\tilde{G}\sqrt{\Omega})$, we deduce from (21) that the acceleration wave is steady if

$$\llbracket G' \rrbracket = \frac{1}{6\alpha^2 \tilde{G}}, \quad \tilde{G} = \sqrt{\frac{\alpha-1}{3\alpha}}. \quad (35)$$

The above equilibrium strain is in the range $0 \leq \tilde{G} < 1/\sqrt{3}$ for all $\alpha \geq 1$. At the critical value $\alpha = 1$, the equilibrium strain \tilde{G} vanishes, and the jump $\llbracket G' \rrbracket$ becomes infinite. Therefore, a vertical asymptote is obtained, as illustrated

in Figure 1 (dashed line).

4.3 Steady shocks

We refer to Section 3.3 for the study of shock waves entering an undeformed domain at rest. Since the singularity travels at the same speed as the kink, the wave velocity \mathcal{C} must be equal to the shock speed Σ of Eq. (25). The wave is steady if the strain gradient γ_x^- before the shock is equal to the critical value γ_x^* in Eq. (30).

In terms of the rescaled variables, the definition of the coordinate ξ in Section 4.1 leads to an inversion of left and right sides, that is $\gamma^- = G^+ \sqrt{\Omega}$, etc. The critical strain gradient (30) satisfies $-\mathcal{C} \gamma_x^* \Omega^{-3/2} = G'^+$, while the shock wave speed is deduced from $\mathcal{C} = \Sigma$ with $\gamma^- = G^+ \sqrt{\Omega}$ and $\gamma^+ = 0$. Therefore, the wave is steady if

$$G'^+ = \frac{1}{2\alpha^2 G^+}, \quad G^+ = \sqrt{\frac{\alpha-1}{\alpha}}. \quad (36)$$

The above value of the strain jump is in the range $0 < G^+ < 1$ for all $\alpha > 1$.

The strain gradient G'^+ ensuring shock stability is compatible with the differential equation (32) evaluated at G^+ . Therefore a stable shock wave can be connected to the smooth kink, under the conditions (36). It suffices to truncate the multivalued smooth waveform (33) at the coordinate ξ where the solution reaches the critical value G^+ .

This procedure is illustrated in Figure 3 where we have set $\alpha = \frac{7}{6}$. Thus, according to Eq. (36)_b, the amplitude of the discontinuity is given by $G^+ \approx 0.378$. The velocity of the shock is deduced from the relationship $\alpha = \Omega \tau$ where $\Omega = \mathcal{C}^2 - 1$. In other words, we find $\mathcal{C} = \sqrt{1 + \alpha/\tau}$ where $1/\alpha = 1 - (G^+)^2$.

4.4 Amplitude-velocity relationship

We note that the maximum amplitude $\sup_{\xi}(G) = 1$ of a steady progressive wave travelling at speed \mathcal{C} does not

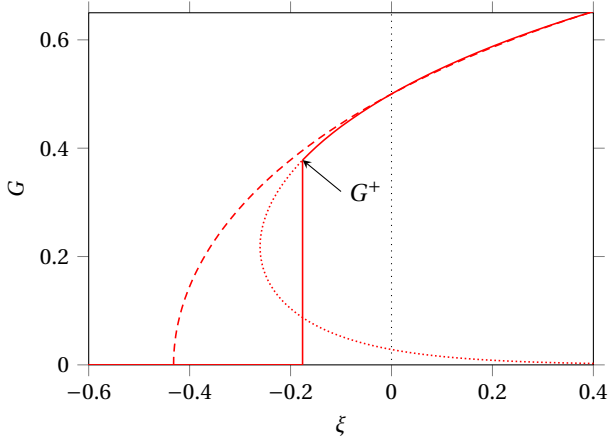


Figure 3: Singular kinks (33) governed by (35) and (36). Evolution of the normalised strain in terms of the rescaled retarded time for $\alpha = \frac{7}{6}$ where a steady shock develops (solid line). The dashed line marks the critical case $\alpha = 1$.

depend on α . However, the amplitude G^+ of the discontinuity depends on α according to (36)_b. This property is illustrated hereinafter.

For this purpose, we express the previous results in terms of the dimensionless variables and parameters of (17). For a unit kink covering the range $0 \leq G \leq 1$, the corresponding shear strains γ are bounded by the maximum value $\gamma_{\text{sup}} = \sqrt{\Omega}$ where $\Omega = \mathcal{C}^2 - 1$. Therefore, the maximum strain amplitude does not depend on τ .

The condition $\alpha > 1$ ensuring the formation of a steady shock can be expressed in terms of the maximum strain amplitude as $\gamma_{\text{sup}} > \sqrt{1/\tau}$. For such a discontinuous wave, the amplitude of the discontinuity γ^- is linked to the wave speed \mathcal{C} according to Eq. (25), which involves the parameter τ explicitly.

Figure 4 represents the evolution of the maximum strain γ_{sup} and of the shock amplitude γ^- in terms of the relative wave speed $\mathcal{C} - 1$ for several values of τ . The condition $\gamma_{\text{sup}} > \sqrt{1/\tau}$ leading to the existence of steady shocks is marked by dotted lines. While the amplitude-velocity relationship for the maximum strain is unaffected by variations of the parameter τ , the shock wave amplitude is very sensitive to such variations.

5 The Jaumann model

5.1 Governing equations

We now consider the system (14) with the Jaumann objective rate $\phi = 0$. In non-dimensional form, we thus have

$$\begin{cases} \gamma_t = v_x, \\ v_t = (\gamma + \gamma^3 + r)_x, \\ \tau r_t = (1 + \tau_b s) v_x - r, \\ \tau s_t = -\tau_b r v_x - s, \end{cases} \quad (37)$$

where we have introduced $\bar{\tau}_b = \bar{\tau}/\sqrt{b}$. Again, overbars have been omitted in (37) for the sake of simplicity. This

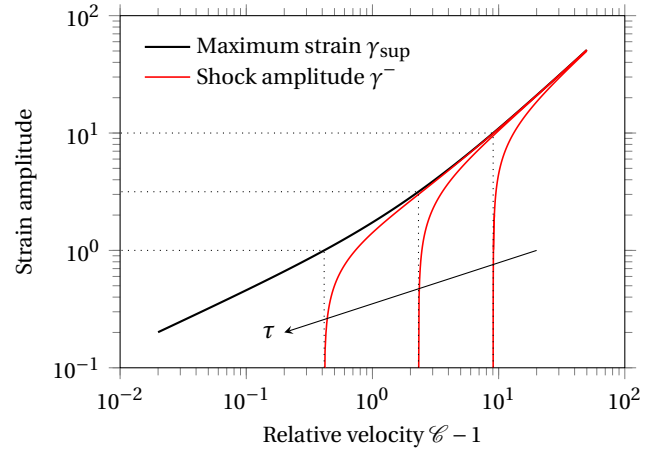


Figure 4: Amplitude-velocity relationship for travelling waves (33)-(36). Evolution of the maximum strain $\sup(\gamma)$ and of the shock amplitude γ^- with respect to the velocity for several values of $\tau = 0.01, 0.1, 1$ (arrow marking increasing values).

way, the system (17) studied in the previous sections is recovered for $\tau_b = 0$.

The first-order system of partial differential equations (37) can be written in quasi-linear form

$$\mathbf{q}_t + \mathbf{A}(\mathbf{q})\mathbf{q}_x = \mathbf{R}\mathbf{q}, \quad (38)$$

where $\mathbf{q} = [\gamma, v, r, s]^T$,

$$\mathbf{A}(\mathbf{q}) = - \begin{bmatrix} 0 & 1 & 0 & 0 \\ 1 + 3\gamma^2 & 0 & 1 & 0 \\ 0 & (1 + \tau_b s)/\tau & 0 & 0 \\ 0 & -\tau_b r/\tau & 0 & 0 \end{bmatrix}, \quad (39)$$

and $\mathbf{R}\mathbf{q} = -[0, 0, r/\tau, s/\tau]^T$. Here, the eigenvalues of the diagonalisable matrix $\mathbf{A}(\mathbf{q})$ equal $\{\pm c(\gamma), 0, 0\}$, where the shear wave speed satisfies

$$c(\gamma, s) = \sqrt{1 + 3\gamma^2 + (1 + \tau_b s)/\tau}. \quad (40)$$

Since the wave speed becomes complex at large $|s|$ unless $\tau_b = 0$, the system (38) is only conditionally *hyperbolic*.

5.2 Acceleration waves

If we reproduce the steps of Section 3.2, we find that the speed of a right-going acceleration wave is $\Sigma = c(\tilde{\gamma}, 0)$, where \tilde{r}, \tilde{s} vanish in the equilibrium state. Thus, the speed of such an acceleration wave is the same as in (23). The coefficients Ω_1, Ω_2 governing the evolution of the slope in (24) are unchanged too. Therefore, steady acceleration waves can be obtained in the present case as well.

5.3 Shock waves

Unfortunately, the steps in Section 3.3 can hardly be reproduced for the system (37) due to the presence of non-conservative products sv_x and rv_x . Hence, the study of shear shock waves is less straightforward in this case, starting with the estimation of their speed [Le Floch, 1989,

Camacho et al., 2008]. To address this case, one might seek a change of variables that yields a conservative form of the equations of motion. Otherwise, analytical approximations may prove useful, see Fu and Scott [1990].

5.4 Smooth kinks

We proceed in a similar fashion to Section 4.1. Similarly to the derivation of (31), we combine Eqs. (37)_a-(37)_c to arrive at a first-order differential equation for γ that still depends on s . Substitution of s in Eq. (37)_d then yields the differential equation

$$\alpha \Gamma(G) \frac{G''}{G'} = \Gamma(G) + a_3(G)G' + a_4(G)(G')^2, \quad (41)$$

where $\Gamma(G) = G - G^3$ and

$$\begin{aligned} a_3(G) &= 2\alpha \Gamma'(G) - 1, \\ a_4(G) &= \alpha^2 (\delta^2 \Gamma(G) + \Gamma''(G)). \end{aligned} \quad (42)$$

Here, we have introduced the coefficient $\delta = \Omega^{3/2} \tau_b / \alpha$ and the variable $s = S(\xi) \Omega^{3/2}$ (other notations are unchanged). This differential equation is of the same type than the one studied by De Pascalis et al. [2019].

Travelling wave solutions to the hyperbolic system (14) should connect the equilibrium strains $G = 0$ and $G = \pm 1$ by following a smooth transition. For $\alpha > 0$ and $\delta = 0$, the second-order differential equation (41) reduces to the case of Section 4.1 (upon differentiation of (32) with respect to ξ), for which analytical solutions are obtained in implicit form.

For $\delta > 0$, travelling wave solutions can be computed numerically by integration of (41) based on Matlab's ode15s solver, or another similar method. The starting values are chosen such that $G(0) = \frac{1}{2}$, and $G'(0)$ minimises the quantity $|G(-10)| + |1 - G(10)|$ found numerically. For this optimisation, we use Matlab's fminsearch function, where the initial guess for $G'(0)$ is deduced from Eq. (32) with $G = \frac{1}{2}$.

Figure 5 represents the solutions so-obtained for $\alpha = \frac{2}{3}$ and for several values of $\delta = 0, 1, 2, 3$ corresponding to the initial strain gradients $G'(0) \approx 0.45, 0.48, 0.59, 1.15$. From these simulations, we observe that increasing values of the parameter δ have a wavefront stiffening effect, where $\delta = 0$ correspond to the curve displayed in Figure 1. Observations made in the upper- and lower-convected cases $\phi = \pm 1$ suggest that steady shock wave solutions might exist in the Jaumann case $\phi = 0$ as well.

6 Concluding remarks

We investigated the propagation of travelling shear waves within a class of rate-type viscoelasticity models of soft solid. Despite their limitations, the models based on the lower- and upper-convected Cauchy stress rates provide useful simplifications. Within this framework, we studied the propagation of steady progressive waves, which can include discontinuous parts in some cases. Closed form analytical expressions are obtained, both in the case of smooth wave profiles and of singular ones.

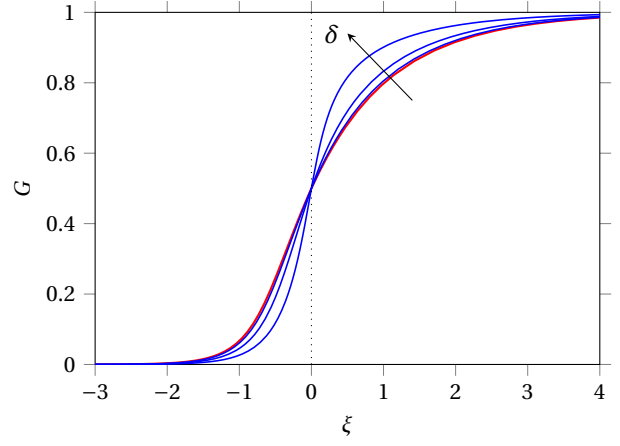


Figure 5: Jaumann model. Smooth kinks (41) obtained numerically for $\alpha = \frac{2}{3}$ and several values of $\delta \geq 0$ (the arrow marks increasing values).

Despite the advantages of stress rate models involving the Jaumann derivative [Pukhnachev, 2010], the study of shear shock waves is less straightforward in this case. This is due to the presence of non-conservative products in the first-order system (14) that would necessitate a suitable change of variables.

Acknowledgements

This project has received funding from the European Union's Horizon 2020 research and innovation programme under grant agreement TBI-WAVES-H2020-MSCA-IF-2020 project No 101023950.

References

- H. T. Banks, S. Hu, and Z. R. Kenz. A brief review of elasticity and viscoelasticity for solids. *Adv. Appl. Math. Mech.*, 3(1):1–51, 2011. doi:10.4208/aamm.10-m1030.
- H. Benjamin. On the accuracy of one-way approximate models for nonlinear waves in soft solids. *J. Acoust. Soc. Am.*, 153(3):1924–1932, 2023. doi:10.1121/10.0017681.
- H. Benjamin and S. Chockalingam. Shear shock formation in incompressible viscoelastic solids. *Wave Motion*, 110: 102899, 2022. doi:10.1016/j.wavemoti.2022.102899.
- G. Boillat and T. Ruggeri. On the shock structure problem for hyperbolic system of balance laws and convex entropy. *Continuum Mech. Thermodyn.*, 10(5):285–292, 1998. doi:10.1007/s001610050094.
- V. Camacho, R. D. Guy, and J. Jacobsen. Traveling waves and shocks in a viscoelastic generalization of Burgers' equation. *SIAM J. Appl. Math.*, 68(5):1316–1332, 2008. doi:10.1137/070687840.
- J. M. Carcione. *Wave Fields in Real Media*. Elsevier Science, Amsterdam, The Netherlands, 3 edition, 2015. doi:10.1016/C2013-0-18893-9.

- P. J. Chen and M. E. Gurtin. On the growth of one-dimensional shock waves in materials with memory. *Arch. Rational Mech. Anal.*, 36(1):33–46, 1970. doi:10.1007/BF00255745.
- J. M. Cormack and M. E. Hamilton. Plane nonlinear shear waves in relaxing media. *J. Acoust. Soc. Am.*, 143(2): 1035–1048, 2018. doi:10.1121/1.5023394.
- R. De Pascalis, G. Napoli, and G. Saccomandi. Kink-type solitary waves within the quasi-linear viscoelastic model. *Wave Motion*, 86:195–202, 2019. doi:10.1016/j.wavemoti.2018.12.004.
- A. Farina, L. Fusi, F. Rosso, and G. Saccomandi. Creep, recovery and vibration of an incompressible viscoelastic material of the rate type: Simple tension case. *Int. J. Non-Linear Mech.*, 138:103851, 2022. doi:10.1016/j.ijnonlinmec.2021.103851.
- L. Filograna, M. Racioppi, G. Saccomandi, and I. Sgura. A simple model of nonlinear viscoelasticity taking into account stress relaxation. *Acta Mech.*, 204:21–36, 2009. doi:10.1007/s00707-008-0033-7.
- Y. B. Fu and N. H. Scott. One-dimensional shock waves in simple materials with memory. *Proc. R. Soc. Lond. A*, 428(1875):547–571, 1990. doi:10.1098/rspa.1990.0047.
- J. D. Goddard and C. Miller. An inverse for the Jaumann derivative and some applications to the rheology of viscoelastic fluids. *Rheol. Acta*, 5(3):177–184, 1966. doi:10.1007/BF01982423.
- P. Haupt and A. Lion. On finite linear viscoelasticity of incompressible isotropic materials. *Acta Mech.*, 159(1): 87–124, 2002. doi:10.1007/BF01171450.
- G. A. Holzapfel. *Nonlinear Solid Mechanics: A Continuum Approach for Engineering*. John Wiley & Sons Ltd., Chichester, 2000.
- P. Le Floch. Shock waves for nonlinear hyperbolic systems in nonconservative form. IMA Preprint Series #593, 1989. URL <https://hdl.handle.net/11299/5107>.
- R. J. LeVeque. *Finite Volume Methods for Hyperbolic Problems*. Cambridge University Press, Cambridge, UK, 2002. doi:10.1017/CBO9780511791253.
- V. Yu. Liapidevskii, V. V. Pukhnachev, and A. Tani. Nonlinear waves in incompressible viscoelastic Maxwell medium. *Wave Motion*, 48(8):727–737, 2011. doi:10.1016/j.wavemoti.2011.04.002.
- A. Morro and C. Giorgi. Objective rate equations and memory properties in continuum physics. *Math. Comput. Simul.*, 176:243–253, 2020. doi:10.1016/j.matcom.2019.07.014.
- I. Müller and T. Ruggeri. *Rational Extended Thermodynamics*. Springer, New York, NY, 2 edition, 1998. doi:10.1007/978-1-4612-2210-1.
- N. Phan-Thien, M. Safari-Ardi, and A. Morales-Patiño. Oscillatory and simple shear flows of a flour-water dough: a constitutive model. *Rheol. Acta*, 36(1):38–48, 1997. doi:10.1007/BF00366722.
- E. Pucci and G. Saccomandi. Some remarks about a simple history dependent nonlinear viscoelastic model. *Mech. Res. Commun.*, 68:70–76, 2015. doi:10.1016/j.mechrescom.2015.04.007.
- V. V. Pukhnachev. Mathematical model of an incompressible viscoelastic Maxwell medium. *J. Appl. Mech. Tech. Phys.*, 51(4):546–554, 2010. doi:10.1007/s10808-010-0071-5.
- G. Saccomandi and M. S. Vianello. Shear waves in a nonlinear relaxing media: A three-dimensional perspective. *J. Acoust. Soc. Am.*, 149(3):1589–1595, 2021. doi:10.1121/10.0003605.
- K. W. Schuler, J. W. Nunziato, and E. K. Walsh. Recent results in nonlinear viscoelastic wave propagation. *Int. J. Solids Struct.*, 9(10):1237–1281, 1973. doi:10.1016/0020-7683(73)90114-5.
- B. Yagimli, A. Lion, and M. A. Abdelmoniem. Analytical investigation of the finite viscoelastic model proposed by Simo: critical review and a suggested modification. *Continuum Mech. Thermodyn.*, 2023. doi:10.1007/s00161-023-01216-w.