
SEARCH FOR MULTIPLE ADJACENT MARKED VERTICES ON THE HYPERCUBE BY A QUANTUM WALK WITH PARTIAL PHASE INVERSION

A PREPRINT

✉ **Luciano S. de Souza***

Departamento de Estatística e Informática
Universidade Federal Rural de Pernambuco
Recife, Brasil
luciano.serafim@ufrpe.br

✉ **Jonathan H. A. de Carvalho**

Centro de Informática
Universidade Federal de Pernambuco
Recife, Brasil
jhac@cin.ufpe.br

✉ **Henrique C. T. Santos**

Instituto Federal de Educação, Ciência e
Tecnologia de Pernambuco
Recife, Brasil
henrique.santos@recife.ifpe.edu.br

✉ **Tiago A. E. Ferreira**

Departamento de Estatística e Informática
Universidade Federal Rural de Pernambuco
Recife, Brasil
tiago.espinola@ufrpe.br

June 1, 2023

ABSTRACT

There is a strong interest in quantum search algorithms, particularly in problems with multiple adjacent solutions. In the hypercube, part of the energy of the quantum system is retained in states adjacent to the target states, decreasing the chances of the target states being observed. This paper applies the Multiself-loop Lackadaisical Quantum Walk with Partial Phase Inversion to search for multiple adjacent marked vertices on the hypercube. Aspects like the type of marked vertices are considered in addition to using multiple self-loops and weight compositions. Two scenarios are analyzed. Firstly, the relative position of non-adjacent marked vertices together with adjacent marked vertices. Secondly, only adjacent marked vertices are analyzed. Here, we show experimentally that, with partial phase inversion, a quantum walk can amplify the probability amplitudes of the target states, reaching success probabilities of values close to 1. We also show that the relative position of non-adjacent marked vertices does not significantly influence the search results. Our results demonstrate that the partial phase inversion of target states is a promising alternative to search adjacent solutions with quantum walks, which is a key capacity for real search applications.

Keywords Quantum Computing · Quantum Walks · Quantum Search Algorithm · Lackadaisical Quantum Walk · Multiple Self-loops · Partial Phase Inversion · Adjacent Marked Vertices

1 Introduction

Many advances have been achieved since the article's publication by Aharonov et al. [1993], which is considered the first in quantum walks. One of the first quantum search algorithms based on quantum walks was designed by Shenvi et al. [2003], which defined the quantum walks as one of the most promising resources and an intuitive framework for building new quantum algorithms. Many other works on quantum walks have been developed since this moment [Ambainis et al., 2004, Potoček et al., 2009, Hein and Tanner, 2009, Ambainis et al., 2012].

*R. Dom Manuel de Medeiros, s/n, Dois Irmãos – Recife, Pernambuco – Brasil

Amongst many proposed works in quantum walks, Wong [2015] developed a quantum search algorithm called lackadaisical quantum walks - LQW, an analog of classical lazy random walks in which the quantum walker has a chance to stay at the current vertex position introducing m self-loops of integer weight l at each vertex of the complete graph. This proposal was altered by Wong [2017] where the m self-loops were reduced to one self-loop of non-integer weight. In turn, Souza et al. [2023] proposed a new quantum search algorithm based on the LQW called Multiself-Loop Lackadaisical Quantum Walk with Partial Phase Inversion - MSLQW – PPI, which uses m self-loops in each vertex on the hypercube with weight value $l = l' \cdot m$. The weight value $l' \in \mathbb{R}$ and $m \in \mathbb{Z}$.

However, some other studies indicate that the type of marked vertices influences the results of quantum search algorithms, particularly the adjacent marked vertices. According to Potoček et al. [2009], the final state of the algorithm designed by Shenvi et al. [2003] is mainly composed of the marked state but also part of the probability amplitude is retained in adjacent states. Another behavior of quantum walks on the hypercube referring to adjacent marked vertices is the formation of stationary states [Nahimovs et al., 2019]. Souza et al. [2021] experimentally showed that adjacent marked vertices interfere with the search results. However, they have proposed a new ideal value of weight $l = (d/N) \cdot k$ when there are adjacent marked vertices in the set of solutions, a decrease in the maximum probability of success occurs.

Therefore, this work objective is to apply MSLQW – PPI to research multiple marked vertices on the hypercube in two scenarios. The first scenario analyzes the research by multiple adjacent and no-adjacent vertices to verify that the relative position of non-adjacent vertices interferes with the search results. The second scenario examines the research by multiple adjacent vertices. The coefficient of variation was also used to evaluate the dispersion around the average maximum probability according to the relative position of the non-adjacent marked vertices. The results indicate insignificant variation around the maximum mean success probability. These results are significant because they show that the partial inversion of the target state based on multiple self-loops provides a new perspective of advances in developing new quantum search algorithms.

This paper is organized as follows. Section 2 presents some concepts about Multiself-loop Lackadaisical Quantum Walks with Partial Phase Inversion on the hypercube. Section 3 the experiments are defined. Section 4 presents the results and discussion. Finally, in Section 5 are the conclusions.

2 MSLQW – PPI on the hypercube

The multiself-loop Lackadaisical Quantum walk with Partial Phase Inversion was proposed by Souza et al. [2023]. This quantum algorithm is obtained by adding m self-loops at each vertex of the hypercube with weights l' , and a partial phase inversion of the target state is applied. The Hilbert space associated with the MSLQW – PPI in the hypercube is $\mathcal{H} = \mathcal{H}^{n+m} \otimes \mathcal{H}^{2^n}$, where $\mathcal{H}^{n+m} = \{|e_0\rangle, |e_1\rangle, \dots, |e_{n-1}\rangle, |\odot_0\rangle, |\odot_1\rangle, \dots, |\odot_{m-1}\rangle\}$ is the Hilbert space associated with the quantum coin space, and \mathcal{H}^{2^n} is the Hilbert space associated with nodes. The component e_i is a binary string of n bits with 1 in the i -th position, and \odot_j is the self-loop. To account for the weighted self-loop, a modification is made to the Grover coin as follows,

$$C = 2|s^C\rangle\langle s^C| - I_{(n+m)} \quad (1)$$

where

$$|s^C\rangle = \frac{1}{\sqrt{n+l}} \left(\sqrt{l'} \sum_{j=0}^{m-1} |\odot_j\rangle + \sum_{i=0}^{n-1} |i\rangle \right) \quad (2)$$

and $l = l' \cdot m$. The MSLQW – PPI system on the hypercube is started according to Equation 3.

$$|\Psi(0)\rangle = \frac{\sqrt{l'}}{\sqrt{N} \times \sqrt{n+l}} \sum_{\vec{x}} \sum_{j=0}^{m-1} |\vec{x}, \odot_j\rangle + \frac{1}{\sqrt{N} \times \sqrt{n+l}} \sum_{\vec{x}} \sum_{i=0}^{n-1} |\vec{x}, i\rangle \quad (3)$$

Consider the quantum walk with search. A query to the ‘‘Grover oracle’’ is included in each step of the quantum walk $U' = U \cdot (I_n \otimes Q)$ as follow,

$$Q = I_{(n+m)+N} - 2|\epsilon, \omega\rangle\langle\omega, \epsilon| - 2|\odot_{\tau}, \omega\rangle\langle\omega, \odot_{\tau}| \quad (4)$$

where $|\omega\rangle$ represents the marked vertex, ϵ represents an edge that is not a self-loop, and \odot_{τ} is the self-loop that will have its phase inverted. The proposed modification of Grover's oracle described in Equation 4 makes it possible to identify the components of the target state that have their phase inverted.

3 Experiment setup

The simulations performed in this work are divided into the following two scenarios. In the first scenario, we consider both adjacent and non-adjacent marked vertices. In the second scenario, we consider only the adjacent marked vertices. As in Souza et al. [2023], we flipped the phase of just a single self-loop, *i.e.*, $\odot_{\tau=0}$.

3.1 Definition of marked vertex samples

According to the definitions of the hypercube, two vertices are adjacent if the Hamming distance between them is 1. Non-adjacent vertices have a Hamming distance of at least 2 from any other vertex. We define the set of marked vertices divided into $M_{k,j}$ groups of samples with k vertices and j samples.

The adjacent and non-adjacent vertices form the first set. This set is divided into twelve groups of one hundred samples. For each sample of k adjacent vertices, other $k - 1$ non-adjacent vertices are marked, and thirty MSLQW – PPI are performed. Therefore, thirty-six hundred simulations are performed. For every hundred simulations, we preserve the same k adjacent marked vertices and vary the locations of the $k - 1$ non-adjacent marked vertices. For example, if $k = 3$, we have two adjacent marked vertices and one non-adjacent marked vertex, $M_{3,100} = \{\{0, 1, 1128\}_1, \{0, 1, 2950\}_2, \dots, \{0, 1, 1470\}_{100}\}$.

The adjacent vertices form the second set. This set is divided into twelve sample groups containing between 2 and 13 marked vertices. To search for adjacent vertices, twelve simulations are performed. Initially, we have two marked vertices, and at each new simulation, a new vertex is marked and added to the new group as follows: $M_{2,1} = \{0, 1\}, \dots, M_{13,1} = \{0, 1, 2, \dots, 1024, 2048\}$, until all adjacent vertices are marked.

The samples have k distinct vertices, *i.e.*, without replacement. The simulations performed in the first scenario set were necessary to obtain the average behavior based on the relative position of the non-adjacent marked vertices and verify their influence on the results. The stop condition for a simulation occurs after each of the thirty walks obtains the maximum value of the probability amplitude. In each quantum walk, a number m of self-loops per vertex was defined, which varies between 1 and 30. The weight l is distributed by dividing its value between m equal parts.

3.2 Hardware and software setup for the simulations

The simulations were performed using the Parallel Experiment for Sequential Code - PESC Santos et al. Henrique et al. [2023] to perform computational simulations distributed over a network. The programming language used to write the algorithms was Python 3.7. All machines used in the simulations utilize the operational system, Ubuntu 18.04.6 LTS (Bionic Beaver).

4 Results and discussion

As previously defined, the experiments are divided into two scenarios according to the type of marked vertices. In the first scenario, we have adjacent and non-adjacent marked vertices. As we analyzed the relative positional of the non-adjacent marked vertices, thirty-six thousand simulations were performed, which were divided into twelve groups with one hundred samples from k vertices, and to each sample was performed thirty quantum walks MSLQW – PPI. Then, the variability of the results was also analyzed and is represented in Fig. 2. In the second scenario, we only have adjacent marked vertices. Each node has the same number of adjacent vertices as the hypercube's degree number. Therefore, twelve simulations were realized, and thirty MSLQW – PPI were performed in each simulation. The results are represented in Figures 1 and 3 respectively. They present the maximum probability of success according to the number of self-loops and marked vertices.

4.1 Analyzing the search with adjacent and non-adjacent marked vertices

Fig. 1a shows the probability of success for the weight $l = n/N$. Rhodes and Wong [2020] proposed this weight value to search a single vertex, while Souza et al. [2021] used it to search multiple vertices. However, the results showed

that this weight value is not ideal. Souza et al. [2023] used this weight value and applied MSLQW – PPI to search for multiple non-adjacent marked vertices, but there was no increase in the maximum probability of success. In this article, the maximum average probability obtained $p = 0.999$ with three marked vertices (two adjacent vertices and one non-adjacent vertex) and a single self-loop, which is a result close to that achieved by Souza et al. [2021] of $p = 0.997$. In both cases, the maximum probability of success decreases as the number of marked vertices increases.

Fig. 1b shows the success probability using the weight $l = (n/N) \cdot k$. In cases with only non-adjacent marked vertices, for this weight value, only a single self-loop is needed [Souza et al., 2021, 2023]. Although, when there are adjacent marked vertices, it is necessary to increase the number of self-loops and use partial phase inversion to obtain success probabilities close to 1, as we can see in Table 1. In some cases, we can observe an improvement in the probability of success compared to the results obtained using only one self-loop.

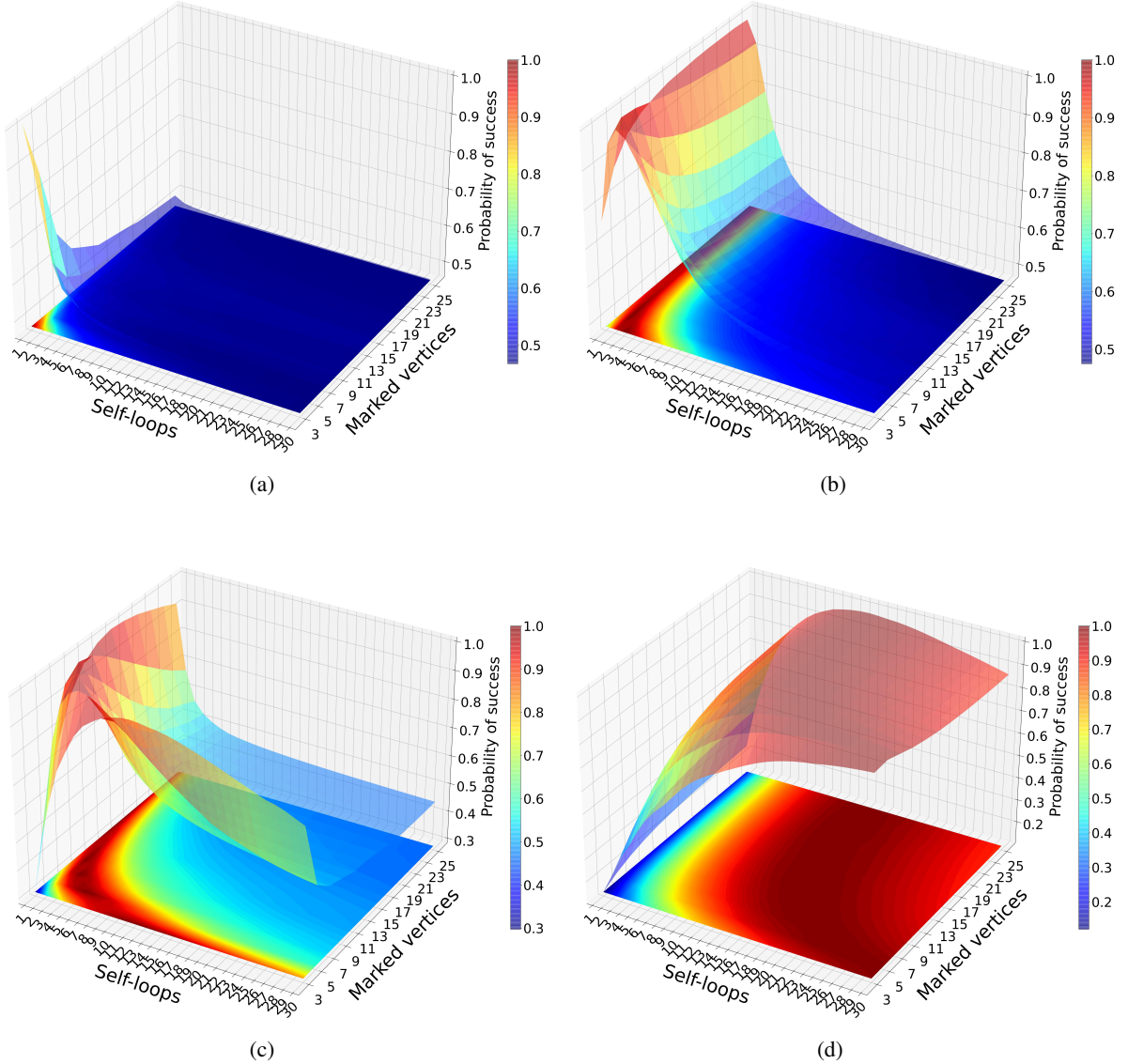


Figure 1: The probability of success of the MSLQW – PPI to search for adjacent and non-adjacent marked vertices with $n = 12$ and $N = 4096$ vertices. (a) weight value $l = n/N$. (b) weight value $l = (n/N) \cdot k$. (c) weight value $l = n^2/N$. (d) weight value $l = (n^2/N) \cdot k$.

Comparing columns A and C of Table 1, we can see that using partial phase inversion from a certain quantity of self-loops, it is possible to obtain more significant probabilities than those achieved with the use of a single self-loop.

Now, comparing columns B and C with at least two self-loops, it is possible to improve the maximum probability of success. However, for this self-loop weight value, as the number of marked vertices increased, only a single self-loop is needed to achieve probabilities of approximately $p \approx 0.98$.

Fig. 1c shows the probability of success using the weight value $l = n^2/N$. This weight is proposed by Souza et al. [2023] and is composed of the weight value presented by Rhodes and Wong [2020] to search for one marked vertex plus an exponent in the element that represents the degree of the vertex in the numerator. Compared with the results found by Souza et al. [2021] and with the results shown in Fig. 1a, there was a significant improvement in the maximum probability of success for numbers $k > 3$ marked vertices. In this scenario, the success probabilities depend on the inversely proportional relationship between the number k of marked vertices and the number m of Self-loops. This means that as the number of marked vertices increases, the number of self-loops decreases and the other way around, however, the maximum probability of success continues above $p = 0.97$.

Table 1: Cases for searching adjacent and non-adjacent marked vertices where more than one self-loop is required to obtain a maximum probability close to 1 using the weight $l = (n/N) \cdot k$ proposed by Souza et al. [2021].

k	A		B		C	
	p	m	p	m	p	m
3	0.794	8	0.999	3	0.754	1
5	0.911	4	0.996	2	0.863	1
7	0.931	3	0.993	2	0.921	1
9	0.981	2	0.981	2	0.948	1
11	0.970	2	0.970	2	0.964	1

Another analysis of the results for the weight $l = n^2/N$ was performed. Two scenarios are compared, and some results are shown in Table 2. The results presented in column A refer to the scenario with only non-adjacent marked vertices obtained by Souza et al. [2023]. In the scenario presented in column B where we have both types of marked vertices for each k adjacent vertices, we have $k - 1$ non-adjacent vertices. Although there are adjacent marked vertices in the sample, the use of multiple self-loops guarantees, in some cases, maximum success probabilities close to 1.

Note that, in the case where there are only non-adjacent marked vertices, as the number of marked vertices increases, the number of self-loops decreases. However, when there are marked adjacent vertices, a more significant number of self-loops is needed to maintain the success probability close to the maximum. Comparisons made between different scenarios and the same weights show that the type of marked vertex influences the search result. However, although there are adjacent marked vertices in the sample, partial state inversion guarantees, in some cases, maximum success probabilities close to 1.

Now, let us analyze the case where the type of marked vertices is the same, but the weights are different. Considering the behavior of the probability of success in Figures 1c and 1d, we can see that not only the type of marked vertices influences the probability of success, but also the weight value. Note that the difference in weight composition, in this case, is the number of marked vertices. We can see that after the increase in the number of self-loops, overall, we significantly improved the probability of success. We can better see these results in Table 3, which shows the maximum probabilities of success and the number of self-loops according to the number of marked vertices and weight value.

Table 2: Comparison between the probability of success and number of self-loops for two different scenarios for weight value $l = n^2/N$. Column A represents the results found by Souza et al. [2023] to search for non-adjacent marked vertices, and column B to search for adjacent and non-adjacent marked vertices.

k	A		B	
	p	m	p	m
3	0.999	4	0.999	12
5	0.990	2	0.997	5
7	0.992	2	0.996	3
9	0.978	1	0.996	2
11	0.996	1	0.983	2

Comparing the results described in Table 3a and Table 3b, it is essential to realize that the weight composition is very relevant. Although the type of marked vertices can influence the probability of success, with an ideal weight value along with an ideal number of self-loops and partial phase inversion, it is possible to improve the results. The exception was $k = 3$, where there was a reduction in the probability of success but still close to 1. The other bold lines show the cases with the more expressive improvements in the probability of success. In general, there was a significant increase in the number of self-loops.

Table 3: Ideal number of self-loops and maximum probability of success for searching adjacent and non-adjacent marked vertices. (3a) weight value $l = n^2/N$. (3b) weight value $l = (n^2/N) \cdot k$.

(a)			(b)		
k	p	m	k	p	m
3	0.999	12	15	0.996	1
5	0.997	5	17	0.991	1
7	0.996	3	19	0.980	1
9	0.996	2	21	0.960	1
11	0.983	2	23	0.941	1
13	0.983	1	25	0.920	1

k	p	m	k	p	m
3	0.988	30	15	0.997	16
5	0.997	25	17	0.996	16
7	0.997	22	19	0.997	15
9	0.996	19	21	0.997	15
11	0.996	18	23	0.996	16
13	0.996	16	25	0.995	15

As in Souza et al. [2023], we analyzed whether the relative position of the non-adjacent marked vertices influences the results of the maximum probability of success. We also used the coefficient of variation to analyze the results' dispersion level. The relative position of the non-adjacent marked vertices also did not show significant influence considering a numerical precision of four digits. Fig. 2 shows the coefficient of variation for the results presented in Fig. 1. Variations around the mean value are small. However, the behavior exhibited is stable. The maximum success probabilities close to 1 coincide with these small variations. Considering the weight value of the self-loop, in general, the weight $l = (n^2/N) \cdot k$ indicated minor variability.

4.2 Analyzing the search with adjacent marked vertices

The simulations performed in the samples of the previous scenario were necessary to obtain the average behavior based on the relative position of the non-adjacent marked vertices. In this scenario, let us analyze only adjacent vertices. According to Nahimovs et al. [2019], a stationary state occurs when two adjacent marked vertices exist. In this case, the maximum probability of success obtained in our simulations was approximately $p = 0.02$ for all weights. Now, consider $k \geq 3$. Fig. 3a shows the probability of success for the weight $l = n/N$. Comparing the results presented by Souza et al. [2021, 2023] to search for multiple marked vertices and a single self-loop, we had an improvement in the success probability for $k = 3$ marked vertices, which were $p = 0.745$ and evolved to $p = 0.999$ with $m = 3$ self-loops.

Fig. 3b shows the probability of success for the weight $l = (n/N) \cdot k$. Compared to the results obtained by Souza et al. [2021] for searching multiple adjacent marked vertices using a single self-loop, there was an improvement in the probability of success. As we can see in Table 4, two results are significant, the search for $k = 3$ marked vertices, with 9 self-loops allowed to increase the probability from $p = 0.386$ to $p = 0.999$. For $k = 4$ marked vertices, with 4 self-loops permitted to increase the probability from $p = 0.639$ to $p = 0.996$.

Again, let us analyze two different scenarios for the same weight values. Fig. 3c shows the success probabilities for searching only adjacent marked vertices while Fig. 1c shows the success probabilities for searching adjacent and non-adjacent marked vertices both using the weight $l = n^2/N$. Note that the behaviors are very similar. However, in the scenario where there are only adjacent marked vertices, which is the case in Fig. 3c, a more significant number of self-loops is necessary when the density of adjacent marked vertices is small. Table 5 compares the success probabilities and the number of self-loops for the cases where the number of marked vertices is the same. Again, note that the results are similar except for $k = 3$, where there was a significant increase in the number of self-loops.

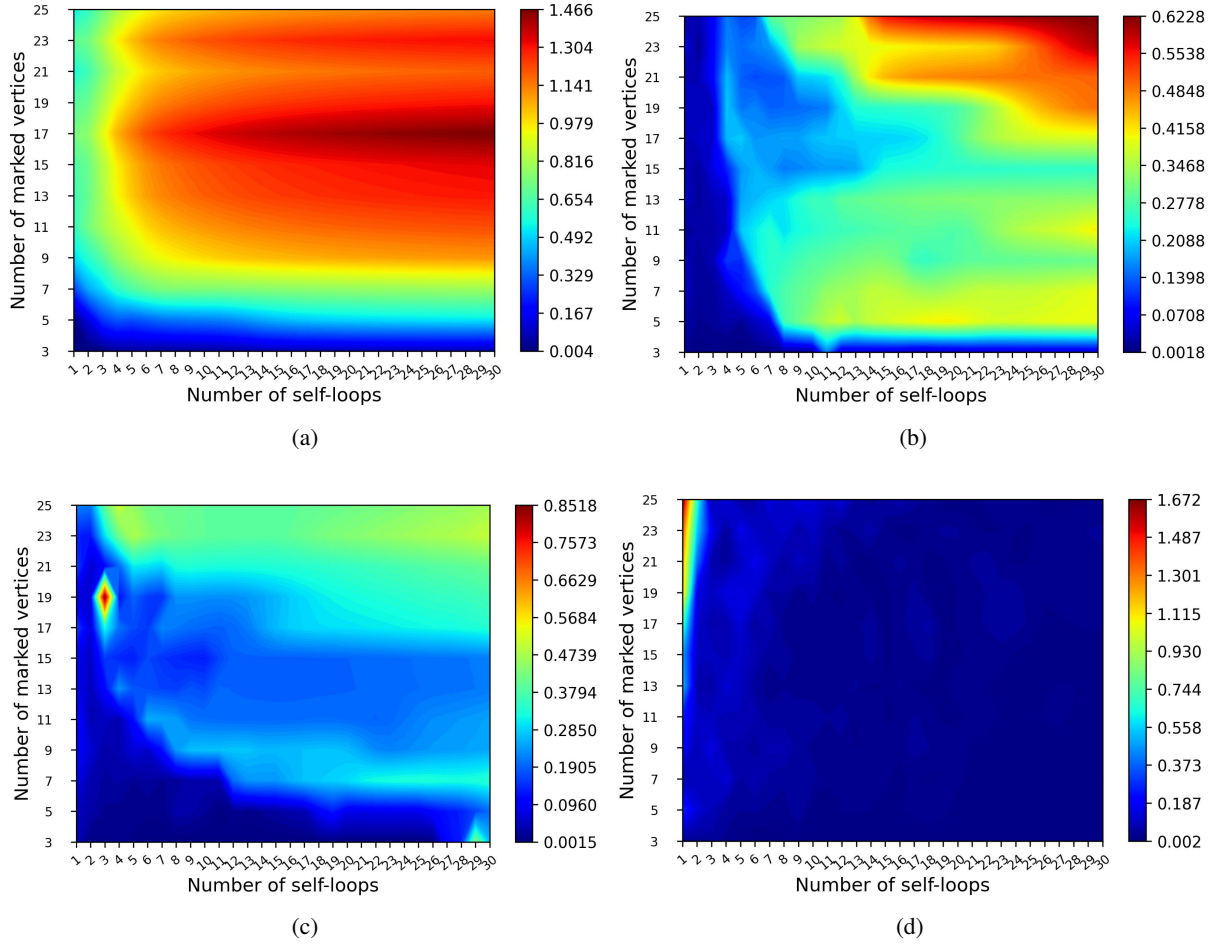


Figure 2: The coefficient of variation of the MSLQW – PPI to search for adjacent and non-adjacent marked vertices. The results are represented in percentage terms. (a), (b), (c), and (d) represents the coefficient of variation of the results presented in Figures 1a, 1b, 1c, and 1d for the weight values $l = n/N$, $l = (n/N) \cdot k$, $l = n^2/N$, and $l = (n^2/N) \cdot k$, respectively.

Table 4: Comparison between the success probabilities and the number of self-loops to search for adjacent marked vertices with the weight $l = (n/N) \cdot k$. (4a) shows the results obtained by Souza et al. [2021] using a single self-loop. (4b) shows the results in this work using multiple self-loops.

(a) ht		(b)		
k	p	k	p	m
3	0.386	3	0.999	9
4	0.639	4	0.996	4
5	0.783	5	0.997	3
6	0.853	6	0.994	2
7	0.889	7	0.997	2
8	0.916	8	0.994	2
9	0.937	9	0.990	2
10	0.942	10	0.982	2
11	0.945	11	0.975	2

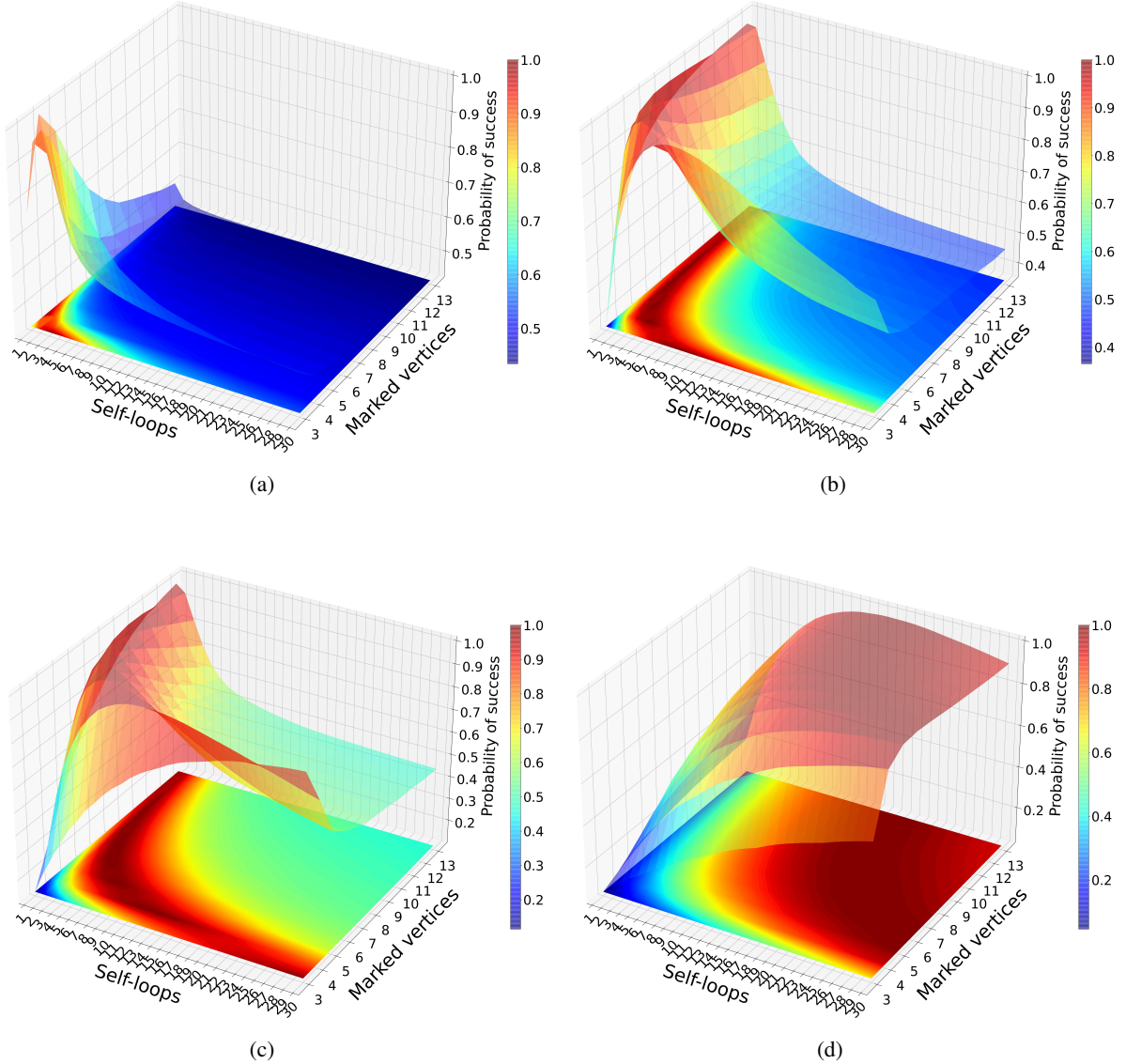


Figure 3: The probability of success of the MSLQW – PPI to search for adjacent marked vertices with $n = 12$ and $N = 4096$ vertices. (a) weight value $l = n/N$. (b) weight value $l = (n/N) \cdot k$. (c) weight value $l = n^2/N$. (d) weight value $l = (n^2/N) \cdot k$.

Now, consider Fig. 3d. It shows the success probabilities to search for adjacent marked vertices using the self-loop weight $l = (n^2/N) \cdot k$. Compared with the results of the scenario presented in Fig. 1d, we notice a very similar behavior where for a small density of marked vertices, a greater number of self-loops is necessary. However, when this density of marked vertices increases, the number of self-loops decreases to the point of approaching the results presented by Souza et al. [2023] for the same weight value $l = (n^2/N) \cdot k$. Table 6 shows the number of self-loops needed to obtain the maximum probabilities of success. Comparing with the results presented in Table 3b for the same numbers of marked vertices, it is possible to see that, a greater number of self-loops are required to achieve success probabilities close to 1 when there are only adjacent marked vertices. However, for $k = 3$, $m = 30$ was insufficient.

Table 5: Comparison between the probability of success and number of self-loops for two scenarios. The column for 1c represents the results of searching for adjacent and non-adjacent vertices, and the column for 3c to search for adjacent vertices.

k	Figures			
	1c		3c	
	p	m	p	m
3	0.999	12	0.991	30
5	0.997	5	0.998	7
7	0.996	3	0.995	3
9	0.996	2	0.995	2
11	0.983	2	0.986	2

Table 6: Maximum success probability and number of self-loops to search for adjacent marked vertices with the weight $l = (n^2/N) \cdot k$.

k	p	m	k	p	m
3	0.681	30	9	0.998	20
4	0.943	30	10	0.996	19
5	0.995	30	11	0.997	18
6	0.999	28	12	0.997	18
7	0.998	24	13	0.997	17
8	0.998	21			

5 Conclusions

In this work, we analyzed the application of MSLQW – PPI in two scenarios based on the type of marked vertices: adjacent and non-adjacent. In the first scenario, the two kinds of marked vertices were searched. Here, we analyzed the relative position of the non-adjacent marked vertices to verify your influence on the results about adjacent vertices. For this, the coefficient of variation was also used to verify the dispersion of results around the maximum success probability mean value as Souza et al. [2023]. In the second scenario, we analyzed only the adjacent marked vertices. The dependence on the self-loop weight value is inherent to the lackadaisical quantum walk. Therefore, the composition of the weights is essential. Thus, all analyses were made considering the four weight values. However, when applied to MSLQW – PPI, a strategy of weight distribution is equally necessary because of the multiple self-loop. The strategy of weight distribution in this work was the same used by Souza et al. [2023], *i.e.*, the weight $l = l'/m$.

In the first scenario, to search for adjacent and non-adjacent vertices, according to the results, the relative position of non-adjacent marked vertices does not have a significant influence, considering a numerical precision of four digits. The results obtained by Souza et al. [2021, 2023] to search for non-adjacent marked vertices indicate that the weight values influenced the maximum success probabilities according to weight values $l = (n/N) \cdot k$ and $l = (n^2/N) \cdot k$. Moreover, when we analyzed the coefficient of variation, we saw that a minor variability coincides with the maximum probability of success. Fig. 2 shows that the number of marked vertices influences the results causing a more significant variability. In the second scenario, the results obtained in the search for adjacent marked vertices present very similar results to the search for adjacent and non-adjacent marked vertices, except in some cases. For example, when the weight $l = (n^2/N) \cdot k$, the number of self-loops increases considerably.

In summary, we conclude that for MSLQW – PPI, there is a dependence between the weight value, the vertex type, the number of marked vertices, and the number of self-loops needed to obtain success probabilities close to 1. In the search for adjacent and non-adjacent marked vertices, the weight that presented the best results was $l = (n^2/N) \cdot k$. In the search for adjacent marked vertices, three of four weights presented the best results: $l = (n/N) \cdot k$, $l = (n^2/N)$, and $l = (n^2/N) \cdot k$. The results presented in Fig. 3d show that from a certain k , the self-loops converge to a certain quantity. In future works, we intend to apply this methodology to evaluate the MSLQW – PPI in other d -regular structures with samples that contain adjacent marked vertices. We intend to verify the convergence of the number of multiple self-loops for a specific m from a certain k for the weight value $l = (n^2/N) \cdot k$.

References

- Yakir Aharonov, Luiz Davidovich, and Nicim Zagury. Quantum random walks. *Physical Review A*, 48(2):1687, 1993. doi: [10.1103/PhysRevA.48.1687](https://doi.org/10.1103/PhysRevA.48.1687).
- Neil Shenvi, Julia Kempe, and K Birgitta Whaley. Quantum random-walk search algorithm. *Physical Review A*, 67(5):052307, 2003. doi: [10.1103/PhysRevA.67.052307](https://doi.org/10.1103/PhysRevA.67.052307).
- Andris Ambainis, Julia Kempe, and Alexander Rivosh. Coins make quantum walks faster. arXiv:quant-ph/0402107, 2004. URL <https://arxiv.org/abs/quant-ph/0402107>.
- V Potoček, Aurél Gábris, Tamás Kiss, and Igor Jex. Optimized quantum random-walk search algorithms on the hypercube. *Physical Review A*, 79(1):012325, 2009. doi: [10.1103/PhysRevA.79.012325](https://doi.org/10.1103/PhysRevA.79.012325).
- Birgit Hein and Gregor Tanner. Quantum search algorithms on the hypercube. *Journal of Physics A: Mathematical and Theoretical*, 42(8):085303, 2009. doi: [10.1088/1751-8113/42/8/085303](https://doi.org/10.1088/1751-8113/42/8/085303).
- Andris Ambainis, Artūrs Bačkurs, Nikolajs Nahimovs, Raitis Ozols, and Alexander Rivosh. Search by quantum walks on two-dimensional grid without amplitude amplification. In *Conference on Quantum Computation, Communication, and Cryptography*, pages 87–97. Springer, 2012. doi: https://doi.org/10.1007/978-3-642-35656-8_7.
- Thomas G Wong. Grover search with lackadaisical quantum walks. *Journal of Physics A: Mathematical and Theoretical*, 48(43):435304, 2015. doi: [10.1088/1751-8113/48/43/435304](https://doi.org/10.1088/1751-8113/48/43/435304).
- Thomas G Wong. Coined quantum walks on weighted graphs. *Journal of Physics A: Mathematical and Theoretical*, 50(47):475301, 2017. doi: [10.1088/1751-8121/aa8c17](https://doi.org/10.1088/1751-8121/aa8c17).
- Luciano S. Souza, Jonathan H. A. Carvalho, Henrique C. T. Santos, and Tiago A. E. Ferreira. Multiself-loop lackadaisical quantum walk with partial phase inversion. arXiv:2305.01121, 2023. URL <https://arxiv.org/abs/2305.01121>.
- Nikolajs Nahimovs, Raqueline A M Santos, and K R Khadiev. Adjacent vertices can be hard to find by quantum walks. *Moscow University Computational Mathematics and Cybernetics*, 43(1):32–39, 2019.
- Luciano S Souza, Jonathan H A Carvalho, and Tiago A E Ferreira. Lackadaisical quantum walk in the hypercube to search for multiple marked vertices. In André Britto and Karina Valdivia Delgado, editors, *Brazilian Conference on Intelligent Systems*, pages 249–263, Cham, 2021. Springer International Publishing. doi: [10.1007/978-3-030-91702-9_17](https://doi.org/10.1007/978-3-030-91702-9_17).
- C. T. Henrique, Luciano S. Souza, Jonathan H. A. Carvalho, and Tiago A. E. Ferreira. Pesc-parallel experiment for sequential code. *cs.DC*, 2023. doi: [10.48550/arXiv.2301.05770](https://doi.org/10.48550/arXiv.2301.05770). URL <https://arxiv.org/abs/2301.05770>.
- Mason L Rhodes and Thomas G Wong. Search on vertex-transitive graphs by lackadaisical quantum walk. *Quantum Information Processing*, 19(9):1–16, 2020. doi: [10.1007/s11128-020-02841-z](https://doi.org/10.1007/s11128-020-02841-z).