

# Effective model analysis of intrinsic spin Hall effect with magnetism in stacked-kagome Weyl semimetal $\text{Co}_3\text{Sn}_2\text{S}_2$

Akihiro Ozawa<sup>1,\*</sup>, Koji Kobayashi<sup>2,†</sup> and Kentaro Nomura<sup>2,‡</sup>

<sup>1</sup>*Institute for Materials Research, Tohoku University, Sendai 980-8577, Japan and*

<sup>2</sup>*Department of Physics, Kyushu University, Fukuoka 819-0395, Japan*

We theoretically study the spin Hall effect in a simple tight-binding model of stacked-kagome Weyl semimetal  $\text{Co}_3\text{Sn}_2\text{S}_2$  with ferromagnetic ordering. We focus on the two types of the spin Hall current: one flowing in the in-plane direction with respect to the kagome lattice (in-plane spin Hall current), and one flowing in the stacking direction (out-of-plane spin Hall current). We show the spin Hall conductivities for those spin currents drastically change depending on the direction of the magnetic moment. Especially, the out-of-plane spin Hall current may induce surface spin accumulations, which are useful for the perpendicular magnetization switching via spin-orbit torque.

## I. INTRODUCTION

The generation and control of spin current, namely the flow of spin angular momentum, are important objectives in spintronics. Spin Hall effect (SHE) [1–3] is one of the most fundamental phenomena for generating spin current; the spin current is driven transversely to an applied electric field. Spin-orbit coupling (SOC) plays a significant role in obtaining the spin-dependent electron motion and thus the SHE. The SHE-based highly-efficient manipulation of magnetization, such as spin-orbit torque [4–9], has recently been studied. Conventionally, non-magnetic materials with a strong SOC, such as Pt [10] and Ta [8], had been examined as a spin Hall current generator. Meanwhile, in such a system, the direction of the accumulated spin at the interface is constrained to be perpendicular to both the direction of the flow of spin current and the applied electric field [1, 3].

In addition to non-magnetic materials, recent studies explore the possibility of magnetic materials as spin Hall systems [11–17]. Particularly, some magnetic systems exhibit a peculiar SHE where the direction of the accumulated spin is parallel to that of flow of spin current, depending on the magnetic configurations, such as antiferromagnetic ordering [17–19]. Finding spin Hall systems without restrictions on the direction of induced spin accumulation may help us design functional spintronic devices.

Recently, from viewpoint of spintronic functionalities, Weyl semimetals with magnetism, magnetic Weyl semimetal have been studied [20–25]. Originating from the Berry curvature generated by the band crossing points (Weyl points) [26, 27], distinctive electromagnetic responses, such as the intrinsic anomalous Hall effect (AHE) [27], occur. ABC-stacked kagome-lattice fer-

romagnet  $\text{Co}_3\text{Sn}_2\text{S}_2$  is a promising candidate for magnetic Weyl semimetal [28–31]. The giant AHE arises because the Weyl points are very close to the Fermi level. Additionally, the giant anomalous Hall angle is realized due to the small longitudinal conductivity, i.e., the small Fermi surfaces [28]. Other characteristic responses, for example, the anomalous Nernst effect [32] and magneto-optical Kerr effect [33] are also studied. According to the above features, we expect  $\text{Co}_3\text{Sn}_2\text{S}_2$  might be useful for the efficient and functional manipulations of the spin current for the following reasons. First, the fully-polarized current is realized because of the half-metallicity [28, 34]. Thus the giant anomalous Hall angle implies highly-efficient SHE. Second, owing to SOC, the band topology and AHE depend on the magnetic configurations [35–37]. Similarly, the characteristic relations between the SHE and the direction of the magnetic moments are expected.

In this paper, we theoretically investigate the SHE and AHE in an effective tight-binding model [38] of magnetic Weyl semimetal  $\text{Co}_3\text{Sn}_2\text{S}_2$  with ferromagnetic ordering. First, we review that this model can describe the Dirac semimetal state and the SHE in a non-magnetic state. Then we show that spin Hall conductivities (SHCs) drastically change depending on the direction of the magnetic moment. Especially, the out-of-plane SHE is enhanced by tilting the magnetic moment from the  $z$  axis, in the presence of a certain SOC. Lastly, the possibility of this system as a spin-current generator for out-of-plane magnetization switching is discussed.

## II. TIGHT-BINDING MODEL

First we explain the minimal tight-binding model of magnetic Weyl semimetal  $\text{Co}_3\text{Sn}_2\text{S}_2$  introduced in our previous study Ref. 38. This model describes the six pairs of the Weyl points by using the  $d$  orbital of Co and the  $p$  orbital of Sn. Figure 1 shows the crystal structure of  $\text{Co}_3\text{Sn}_2\text{S}_2$ . The kagome layers consist of Co, being responsible for magnetism. Sn atoms are located at the center of these hexagons of the kagome lattice. Triangular lattice layers formed by one Sn and two S are sand-

\* Present address : Institute for Solid State Physics, The University of Tokyo, Kashiwa 277-8581, Japan; akihiroozawa@issp.u-tokyo.ac.jp

† Present address: Physics Division, Sophia University, Chiyodaku, Tokyo 102-8554, Japan; k-koji@sophia.ac.jp

‡ nomura.kentaro@phys.kyushu-u.ac.jp

wiched by the kagome layers. In our effective model, one  $d$  orbital from Co forming the kagome layers and one  $p$  orbital from interlayer Sn are extracted. We neglect the rest of the orbitals for simplicity. Therefore the unit cell consists of the (3+1) sublattices. The primitive translational vectors are defined as  $\mathbf{a}_1 = (\frac{a}{\sqrt{3}}, 0, \frac{c}{3})$ ,  $\mathbf{a}_2 = (-\frac{a}{2\sqrt{3}}, \frac{a}{2}, \frac{c}{3})$ ,  $\mathbf{a}_3 = (-\frac{a}{2\sqrt{3}}, -\frac{a}{2}, \frac{c}{3})$ . Here,  $a$  and  $c$  are lattice parameters of the conventional unit cell, given as  $a = 5.37\text{\AA}$  and  $c = 13.18\text{\AA}$  [28], respectively. The total Hamiltonian of this model is given by,

$$H_0 = H_{\text{hop}} + H_{\text{soc}} + H_{\text{exc}}. \quad (1)$$

Here,  $H_{\text{hop}}$  is the spin-independent hopping term,  $H_{\text{soc}}$  is the SOC term, and  $H_{\text{exc}}$  is the exchange coupling term between electron spins and the magnetic moment.  $H_{\text{hop}}$  is given by,

$$H_{\text{hop}} = -\sum_{ij s} t_{ij} d_{is}^\dagger d_{js} + t_{\text{dp}} \sum_{\langle ij \rangle s} (d_{is}^\dagger p_{js} + p_{is}^\dagger d_{js}) + \epsilon_{\text{p}} \sum_{is} p_{is}^\dagger p_{is}, \quad (2)$$

where  $d_{is}$  and  $p_{is}$  are the annihilation operators of the Co- $d$  and Sn- $p$  orbitals, respectively. The index  $s$  is for the spin, and  $i$  for the site.  $t_{ij}$  includes the first and second-nearest neighbor hopping,  $t_1$  and  $t_2$ , in the kagome layer, inter-kagome layer hopping  $t_z$ . The summation for  $\langle ij \rangle$  is taken over the nearest neighbor hopping between the Co and Sn sites.  $t_{\text{dp}}$  represents the  $dp$  hybridization between the Co- $d$  and Sn- $p$  orbitals. The lattice vectors for the intra-layer nearest-neighboring are calculated by  $\mathbf{b}_{AB} = (\mathbf{a}_2 - \mathbf{a}_1)/2$ ,  $\mathbf{b}_{BC} = (\mathbf{a}_3 - \mathbf{a}_2)/2$ , and  $\mathbf{b}_{CA} = (\mathbf{a}_1 - \mathbf{a}_3)/2$ . In the same manner, the lattice vectors for intra-layer second-nearest-neighboring are calculated by  $\mathbf{d}_{AB} = (\mathbf{b}_3 - \mathbf{b}_2)/2$ ,  $\mathbf{d}_{BC} = (\mathbf{b}_3 - \mathbf{b}_2)/2$ , and  $\mathbf{d}_{CA} = (\mathbf{b}_1 - \mathbf{b}_3)/2$ . The lattice vectors for the inter-layer nearest-neighboring are calculated by  $\mathbf{c}_{AB} = (\mathbf{a}_1 - \mathbf{a}_2)/2$ ,  $\mathbf{c}_{BC} = (\mathbf{a}_2 - \mathbf{a}_3)/2$ , and  $\mathbf{c}_{CA} = (\mathbf{a}_3 - \mathbf{a}_1)/2$ . Here, A, B and C are the sublattice indices [38]. The SOC term is given by  $H_{\text{soc}} = H_{\text{KM}} + H_{\text{sR}}$ , where

$$H_{\text{KM}} = -it_{\text{KM}} \sum_{\langle\langle ij \rangle\rangle_{ss'}} \nu_{ij} \cdot d_{is}^\dagger \sigma_{ss'}^z d_{js'}, \quad (3)$$

$$H_{\text{sR}} = -it_{\text{sR}} \sum_{\langle ij \rangle_{ss'}} \boldsymbol{\lambda}_{ij} \cdot d_{is}^\dagger \boldsymbol{\sigma}_{ss'} d_{js'}. \quad (4)$$

$H_{\text{KM}}$  describes the intra-kagome-layer Kane-Mele type SOC [39, 40] with strength  $t_{\text{KM}}$ .  $\boldsymbol{\sigma}$  is the vector of Pauli matrices, corresponding to the electron spin. The sign is  $\nu_{ij} = +1(-1)$  when the electron hops counterclockwise (clockwise) to reach the second-nearest-neighbor site on the kagome plane. The summation  $\langle\langle ij \rangle\rangle$  is taken for intralayer second-nearest-neighbor sites. As shown in Fig. 1(b), this SOC originates from the potential of Sn at the center of hexagons of the kagome lattice. Then we explain the staggered-Rashba type SOC  $H_{\text{sR}}$  as introduced in Ref. 41. In  $\text{Co}_3\text{Sn}_2\text{S}_2$ , this SOC originates

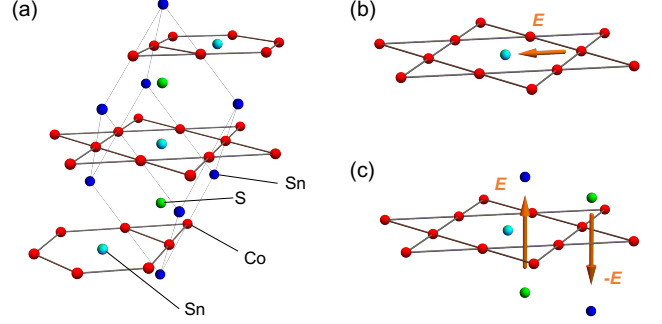


FIG. 1. (Color online) (a) Crystal structure of  $\text{Co}_3\text{Sn}_2\text{S}_2$ . (b) Electric field generated by Co nucleus (red) and Sn nucleus (cyan) at the center of the hexagon in the kagome layer, arising intra-layer-kagome type SOC. (c) Electric field generated by Sn nucleus (blue) and S nucleus (green) in between the kagome layers, arising the staggered-Rashba type SOC.

from the local inversion symmetry breaking of the Sn and S sites, as discussed below. As shown in Fig. 1(c), when we focus on one of the triangular plaquettes of the kagome lattice, Sn is located on the top while S is located on the bottom. Its nearest neighboring plaquettes have the reversed configuration. Therefore, a perpendicular electric field penetrates each triangular plaquette in a staggered pattern.  $\boldsymbol{\lambda}_{ij}$  denotes the effective magnetic field vector from the electric field when the electron hops from the site  $j$  to  $i$ .  $\boldsymbol{\lambda}_{AB} = (\frac{1}{2}, \frac{\sqrt{3}}{2}, 0)$ ,  $\boldsymbol{\lambda}_{BC} = (-1, 0, 0)$ ,  $\boldsymbol{\lambda}_{CA} = (\frac{1}{2}, -\frac{\sqrt{3}}{2}, 0)$ . The summation  $\langle ij \rangle$  is taken for intralayer nearest-neighbor sites. This staggered-Rashba type SOC has a significant role in obtaining the finite out-of-plane AHE and SHE, as discussed later.

The exchange coupling between the itinerant electron's spins and magnetic moments on the kagome lattice is given by,

$$H_{\text{exc}} = -J \sum_{iss'} \mathbf{m}_i \cdot (d_{is}^\dagger \boldsymbol{\sigma}_{ss'} d_{is'} + p_{is}^\dagger \boldsymbol{\sigma}_{ss'} p_{is'}). \quad (5)$$

$J$  is the exchange coupling constant and  $\mathbf{m}_i$  is the vector of magnetic moment. We note that  $\mathbf{m}_i$  should be calculated self-consistently with the Coulomb interaction [42]. Meanwhile, we set the same value of exchange coupling on Co and Sn site for simplicity. In the following, we set  $t_1$  as a unit of energy,  $t_2 = 0.6t_1$ ,  $t_{\text{dp}} = 1.8t_1$ ,  $t_z = -1.0t_1$ ,  $\epsilon_{\text{p}} = -7.2t_1$ ,  $t_{\text{KM}} = -0.1t_1$ ,  $t_{\text{sR}} = 0.1t_1$ , and  $J = 1.2t_1$ . These parameters are also chosen to fit the band structure to the result obtained by the first-principles calculations [28, 43]. The Bloch Hamiltonian matrix  $\mathcal{H}(\mathbf{k})$  can be written in the form,  $H = \sum_{\mathbf{k}s} C_{\mathbf{k}s}^\dagger \mathcal{H}(\mathbf{k}) C_{\mathbf{k}s}$ , where  $C_{\mathbf{k}s}^\dagger = (d_{\mathbf{k}A_s}^\dagger, d_{\mathbf{k}B_s}^\dagger, d_{\mathbf{k}C_s}^\dagger, p_{\mathbf{k}s}^\dagger)$ . In the following, we study the SHC and AHC based on this tight-binding model.

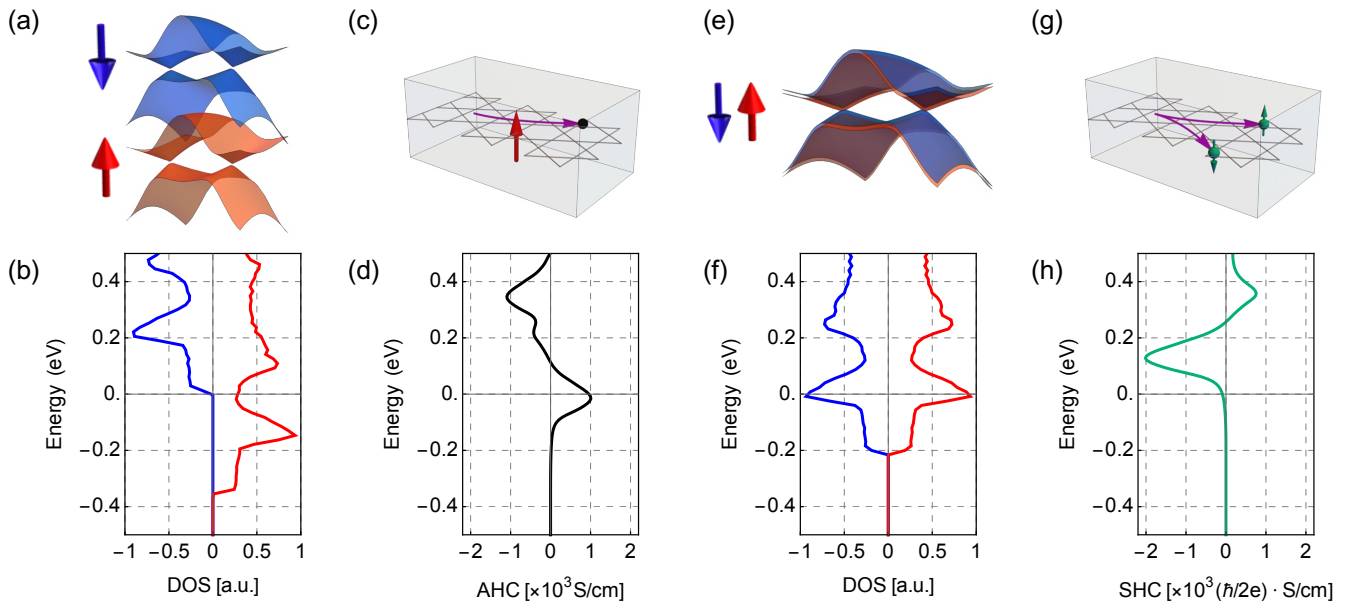


FIG. 2. (Color online) For magnetic Weyl semimetal state in this model, (a) schematic figure of band structure, (b) density of states, (c) schematic figure of anomalous Hall effect, and (d) anomalous Hall conductivity. For Dirac semimetal state, (e) schematic figure of band structure, (f) density of states, (g) schematic figure of spin Hall effect, and (h) spin Hall conductivity. Fermi level is calculated with a constant electron number  $n_e = 3$  per unit cell.

### III. FERROMAGNETIC WEYL SEMIMETAL STATE AND NON-MAGNETIC DIRAC STATE

To keep this paper self-contained, here we review the ferromagnetic Weyl state and the paramagnetic Dirac state in the model [44]. In Fig. 2(a), the energy spectrum of the spin-splitting Weyl state is schematically shown. Figure 2(b) is the density of states (DOS) as a function of the energy, computed with  $\mathbf{m} = (0, 0, 1)$ . We use  $t_1 = 0.15$  eV as a unit of energy.  $E = 0$  eV is set as  $E_F$  obtained by the electron number per unit cell  $n_e = 3$ , corresponding to  $E_F$  of non-doped  $\text{Co}_3\text{Sn}_2\text{S}_2$  [38, 42]. Here we neglect staggered-Rashba type SOC because that does not affect the discussion in this section qualitatively. The DOS shows a local minimum near  $E_F$ , corresponding to the energy of the Weyl points. In the Weyl semimetal state, the AHE occurs, as schematically shown in Fig. 2(c). Figure 2(d) shows  $\sigma_{yx}^{\text{AHE}}$  as a function of energy. Here, the AHC is calculated by the Kubo formula [45] as

$$\sigma_{yx}^{\text{AHE}} = e^2 \hbar \sum_{n \neq m} \text{Im} \int_{\text{BZ}} \frac{d^3 k}{(2\pi)^3} \frac{f(E_{n\mathbf{k}}) - f(E_{m\mathbf{k}})}{(E_{n\mathbf{k}} - E_{m\mathbf{k}})^2} \times \langle n\mathbf{k} | \hat{v}_y | m\mathbf{k} \rangle \langle m\mathbf{k} | \hat{v}_x | n\mathbf{k} \rangle. \quad (6)$$

$\hat{v}_i = \frac{1}{\hbar} \frac{\partial H(\mathbf{k})}{\partial k_i}$  ( $i = x, y$ ) is the velocity operator.  $f$  is the Fermi-Dirac distribution function with  $k_B T = 0.01 t_1$ . The AHC is maximized near the  $E_F$ , originating from the Berry curvature generated by the Weyl points. As we discussed in our previous study [38], the value  $\sim 1000$

[S/cm] is very close to the result obtained by the first-principles calculations and experiment [28]. Therefore, our model describes the ferromagnetic Weyl state with the small DOS and large AHC in  $\text{Co}_3\text{Sn}_2\text{S}_2$ .

Next, we explain the paramagnetic Dirac semimetal state and the SHE [44]. In Fig. 2(e), the energy spectrum of the paramagnetic Dirac state is schematically shown. Figure 2(f) shows the DOS as a function of the energy, using the parameter  $\mathbf{m} = (0, 0, 0)$ . We emphasize that the energy of the Dirac points is located on  $E \sim 0.1$  eV, deviating from  $E_F$ . The Dirac semimetal state the SHE occurs, as schematically shown in Fig. 2(g). We focus on the spin current driven by an electric field pointing in the  $x$ -direction. The SHCs can be calculated as

$$\sigma_{\nu x}^{s\mu} = \hbar \sum_{n \neq m} \text{Im} \int_{\text{BZ}} \frac{d^3 k}{(2\pi)^3} \frac{f(E_{n\mathbf{k}}) - f(E_{m\mathbf{k}})}{(E_{n\mathbf{k}} - E_{m\mathbf{k}})^2} \times \langle n\mathbf{k} | \hat{j}_\nu^\mu | m\mathbf{k} \rangle \langle m\mathbf{k} | (-e\hat{v}_x) | n\mathbf{k} \rangle, \quad (7)$$

where  $j_\nu^\mu$  is a spin-current operator with a spin polarization  $\mu$  and spatial direction  $\nu$ , given by  $j_\nu^\mu = \frac{1}{2} \{ \frac{\hbar}{2} \sigma_\mu, v_\nu \}$  [3]. We neglect an extrinsic contribution from impurities for simplicity. Figure 2(h) shows the  $\sigma_{yx}^{s\mu}$  as a function of the energy. Near the energy of the Dirac points, corresponding to the minimum of the DOS,  $\sigma_{yx}^{s\mu}$  is maximized. To obtain the maximized SHC originating from the Dirac points, an appropriate tuning of  $E_F$  is required [44].

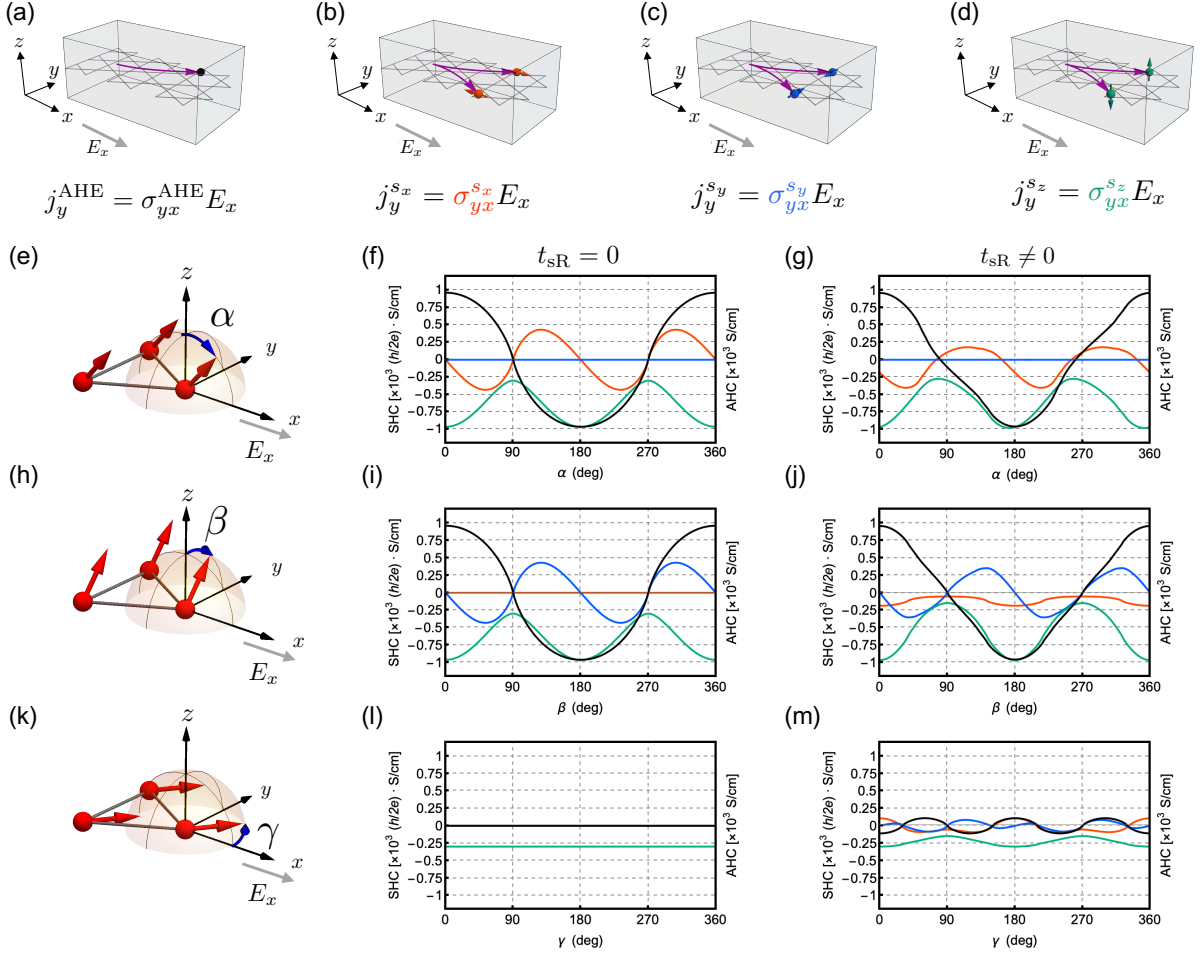


FIG. 3. (Color online) Schematic figures of in-plane (a) anomalous Hall effect and (b-d) spin Hall effect induced by electric field  $E_x$ . (a) Anomalous Hall current flows to  $y$ -direction and is characterized by the Hall conductivity  $\sigma_{yx}^{\text{AHE}}$ . Spin Hall currents with spin angular momentum (b)  $s_x$ , (c)  $s_y$ , and (d)  $s_z$ , flow to  $y$  direction and are characterized by the Hall conductivities  $\sigma_{yx}^{s_x}$ ,  $\sigma_{yx}^{s_y}$ , and  $\sigma_{yx}^{s_z}$ , respectively.  $\sigma_{yx}^{\text{AHC}}$  (black),  $\sigma_{yx}^{s_x}$  (red),  $\sigma_{yx}^{s_y}$  (blue), and  $\sigma_{yx}^{s_z}$  (green) (f) without and (g) with staggered Rashba SOC  $t_{\text{sR}}$ , as a function of tilting angle (e)  $\alpha$  (in  $xz$  plane). (i)(j) The same for tilting angle (h)  $\beta$  (in  $yz$  plane). (l)(m) The same for tilting angle (k)  $\gamma$  (in  $xy$  plane).

#### IV. IN-PLANE SPIN/ANOMALOUS HALL EFFECT

In the previous section, we reviewed that our model describes the SHE and AHE, originating from the non-magnetic Dirac state and ferromagnetic Weyl state, respectively. The main purpose of this study is to clarify the relation between the SHE (AHE) and the direction of the magnetic moment. In this section, we study the in-plane SHE (AHE), where the spin (anomalous) Hall current  $j_y^{s_\mu}$  ( $j_y^{\text{AHE}}$ ) is induced by an electric field  $E_x$ , as schematically shown in Figs. 3(a)-3(d). The in-plane SHCs and AHC are described as  $\sigma_{yx}^{s_\mu}$  and  $\sigma_{yx}^{\text{AHE}}$ , respectively. Then, we introduce the magnetic moments with different directions, that are characterized by the parameter  $\mathbf{m}_i$  in the exchange coupling term Eq. (5). We use uniform magnetization with three tilting angles in (e)  $xz$

plane  $\alpha$ , (h)  $yz$  plane  $\beta$ , and (k)  $xy$  plane  $\gamma$ , as shown in Fig. 3. These magnetic configurations are given by, (e)  $\mathbf{m}_A = \mathbf{m}_B = \mathbf{m}_C = m(\sin \alpha, 0, \cos \alpha)$ , (h)  $\mathbf{m}_A = \mathbf{m}_B = \mathbf{m}_C = m(0, \sin \beta, \cos \beta)$ , (k)  $\mathbf{m}_A = \mathbf{m}_B = \mathbf{m}_C = m(\cos \gamma, \sin \gamma, 0)$ , respectively. In  $\text{Co}_3\text{Sn}_2\text{S}_2$ , the magnetic moments may be tilted in the presence of the exchange bias effect [46] or the external magnetic field [47]. In all the following calculations,  $E_F$  is computed at each angle with the constant electron number ( $n_e = 3$ ), corresponding to the non-doped  $\text{Co}_3\text{Sn}_2\text{S}_2$  [38, 42].

First, we study the SHCs (AHC) for the changes in the magnetization angle  $\alpha$  shown in Fig. 3(e). In Fig. 3(f),  $\sigma_{yx}^{s_\mu}$  and  $\sigma_{yx}^{\text{AHE}}$  are computed as a function of  $\alpha$  by considering only the Kane-Mele type SOC  $t_{\text{KM}}$ . When  $\alpha = 90^\circ$ , the magnetization is parallel to the applied electric field. Red, blue, green, and black lines indicate  $\sigma_{yx}^{s_x}$ ,  $\sigma_{yx}^{s_y}$ ,  $\sigma_{yx}^{s_z}$ , and  $\sigma_{yx}^{\text{AHE}}$ , respectively. The sign of the

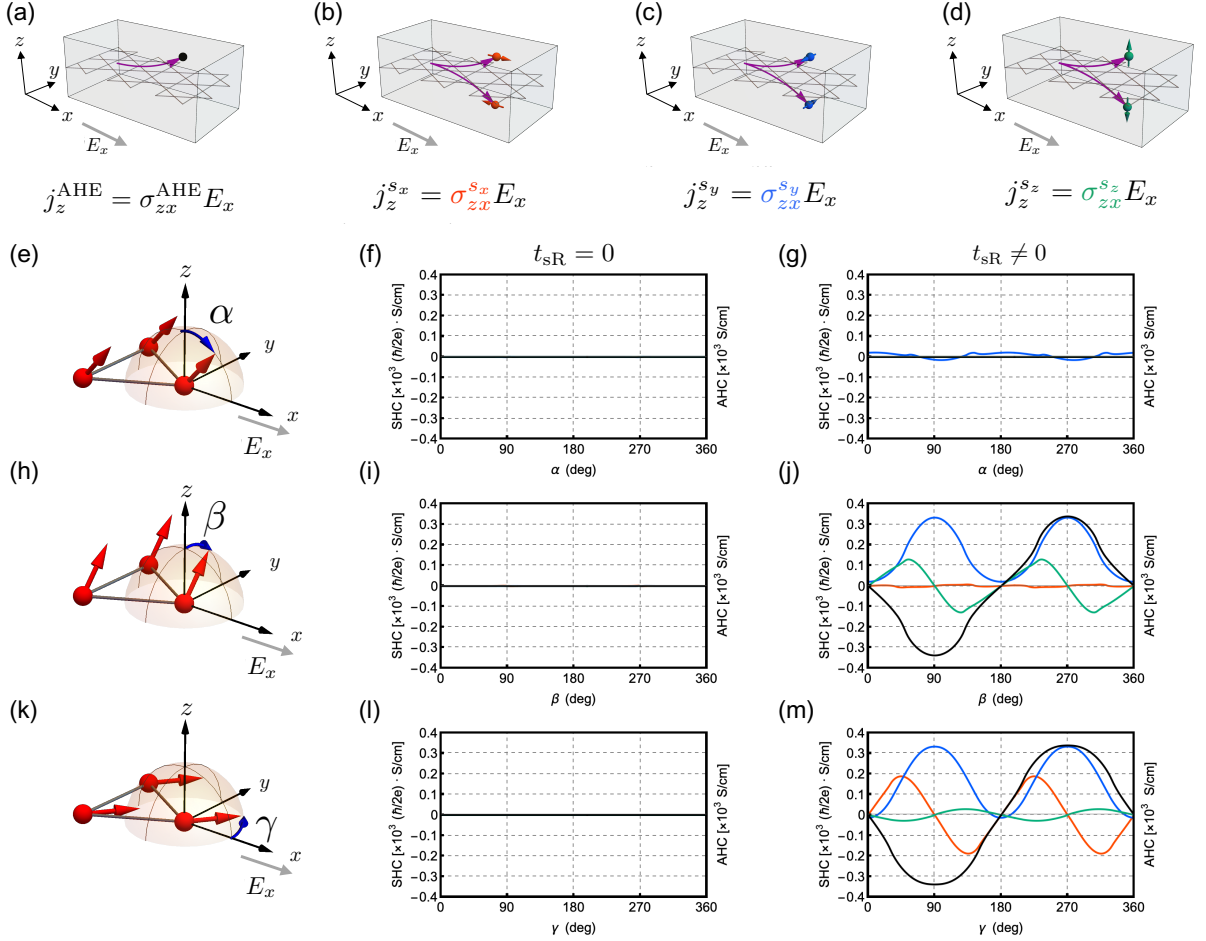


FIG. 4. (Color online) Schematic figures of out-of plane (a) anomalous Hall effect and (b-d) spin Hall effect induced by applied electric field  $E_x$ . (a) Anomalous Hall current flows to  $z$ -direction and is characterized by the Hall conductivity  $\sigma_{zx}^{\text{AHE}}$ . Spin Hall currents with spin angular momentum (b)  $s_x$ , (c)  $s_y$ , and (d)  $s_z$ , flow to  $z$ -direction and are characterized by the spin Hall conductivities  $\sigma_{zx}^{s_x}$ ,  $\sigma_{zx}^{s_y}$ , and  $\sigma_{zx}^{s_z}$ , respectively.  $\sigma_{zx}^{\text{AHC}}$  (black),  $\sigma_{zx}^{s_x}$  (red),  $\sigma_{zx}^{s_y}$  (blue), and  $\sigma_{zx}^{s_z}$  (green) (f) without and (g) with staggered Rashba SOC  $t_{\text{sR}}$ , as a function of tilting angle (e)  $\alpha$  (in  $x$ - $z$  plane). (i)(j) The same for different tilting angle (h)  $\beta$  (in  $y$ - $z$  plane). (l)(m) The same for different tilting angle (k)  $\gamma$  (in  $x$ - $y$  plane).

AHC  $\sigma_{yx}^{\text{AHE}}$  (black line) changes when the magnetization flips [38]. One finds that when  $\alpha = 0^\circ$  and  $\alpha = 180^\circ$ ,  $|\sigma_{yx}^{\text{AHE}}| \sim |\sigma_{yx}^{s_z}|$  (green line) holds except for the unit  $\frac{\hbar}{2e}$  because the spin Hall current is equal to the spin polarized anomalous Hall current.  $\sigma_{yx}^{s_x}$  (red line) can be finite and has a periodicity of  $180^\circ$ . On the other hand,  $\sigma_{yx}^{s_y}$  (blue line) vanishes. In Fig. 3(g), the staggered-Rashba SOC  $t_{\text{sR}}$  is considered in addition to  $t_{\text{KM}}$ . We note  $\sigma_{yx}^{\text{AHE}}$  can be finite even without the out-of-plane component of the magnetization at  $\alpha = 90^\circ$  and  $270^\circ$ . The periodicities of the Hall conductivities remain unchanged even with  $t_{\text{sR}}$ .

Next, we study the SHCs (AHC) for the changes in the magnetization angle  $\beta$ , as shown in Fig. 3(h). In Fig. 3(i),  $\sigma_{yx}^{s_x}$  and  $\sigma_{yx}^{\text{AHE}}$  are computed as a function of  $\beta$  by considering only  $t_{\text{KM}}$ . When  $\beta = 90^\circ$ , the magnetization is parallel to the spin Hall current. The behaviors of  $\sigma_{yx}^{\text{AHE}}$  (black line) and  $\sigma_{yx}^{s_z}$  (green line) are equivalent to

those for the angle  $\alpha$  [Fig. 3(f)]. We find  $\sigma_{yx}^{s_y}$  (blue line) can be finite, whereas  $\sigma_{yx}^{s_x}$  (red line) vanishes. In Fig. 3(j),  $t_{\text{sR}}$  is considered in addition to  $t_{\text{KM}}$ . In contrast to the case with  $\alpha$ , all the components of SHCs become finite.  $\sigma_{yx}^{\text{AHE}}$  (black line) vanishes at  $\beta = 90^\circ$  and  $270^\circ$ , while  $\sigma_{yx}^{\text{AHE}}$  can be finite at  $\alpha = 90^\circ$  and  $270^\circ$ .

Then, we study the SHCs (AHC) for the changes in the magnetization angle  $\gamma$  shown in Fig. 3(k). When  $\gamma = 0^\circ$ , the magnetization is parallel to the applied electric field. As shown in Fig. 3(l), all the conductivities are independent of  $\gamma$  by considering only  $t_{\text{KM}}$ . We note that only  $\sigma_{yx}^{s_z}$  (green line) is finite. In Fig. 3(m),  $t_{\text{sR}}$  is considered in addition to  $t_{\text{KM}}$ . All of the conductivities can be finite and show angular dependences.

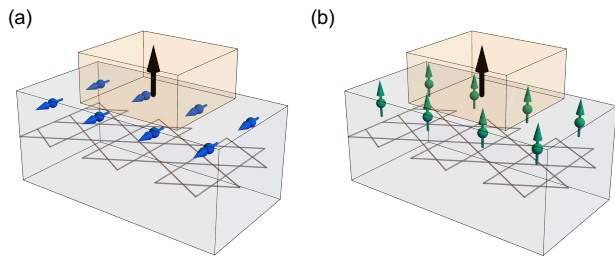


FIG. 5. (Color online) Possible configurations of spin accumulation induced by out-of-plane spin Hall effect. (a)  $y$ - and (b)  $z$ -component.

## V. OUT-OF-PLANE SPIN/ANOMALOUS HALL EFFECT

In  $\text{Co}_3\text{Sn}_2\text{S}_2$ , it is experimentally favorable to study the spin current flowing to the stacking ( $z$ -) direction [44, 46]. Motivated by such experiments, we study the out-of-plane SHE (AHE), where the spin (anomalous) Hall current  $j_z^{s\mu}$  ( $j_z^{\text{AHE}}$ ) is induced by an electric field  $E_x$ , as shown in Figs. 4(a)-4(d). We find the characteristic angular dependences and enhancements of the Hall conductivities. The out-of-plane SHCs and AHC are described as  $\sigma_{zx}^{s\mu}$  and  $\sigma_{zx}^{\text{AHE}}$ , respectively. We again consider the changes in the angles of the magnetization  $\alpha$ ,  $\beta$ , and  $\gamma$  [see Figs. 4(e), 4(h), and 4(k)]. Here, red, blue, green, and black lines indicate  $\sigma_{zx}^{sx}$ ,  $\sigma_{zx}^{sy}$ ,  $\sigma_{zx}^{sz}$ , and  $\sigma_{zx}^{\text{AHE}}$ , respectively. Figure 4 shows the out-of-plane Hall conductivities as a function of the angles as in Fig. 3. We notice that all the Hall conductivities vanish irrespective of the angles when only  $t_{\text{KM}}$  is finite [see Figs. 4(f), 4(i), and 4(l)]. Then, we consider  $t_{\text{sR}}$  in addition to  $t_{\text{KM}}$ . In Fig. 4(g), for the angle  $\alpha$ ,  $\sigma_{zx}^{sy}$  (blue line) can be finite, and others vanish. In Figs. 4(j) and 4(m), for the angles  $\beta$  and  $\gamma$ , all of the Hall conductivities can be finite.  $\sigma_{zx}^{sy}$  (blue line) and  $|\sigma_{zx}^{\text{AHE}}|$  (black line) are maximized at  $\beta = \gamma = 90^\circ$  and  $270^\circ$ . At those angles, we recall the magnetization is perpendicular to the applied electric field and induced Hall currents. This enhancement of the out-of-plane AHC  $\sigma_{zx}^{\text{AHE}}$  is consistent with that obtained by first-principles calculations [35]. In Fig. 4(j), for the angle  $\beta$ ,  $\sigma_{zx}^{sx}$  (red line) is negligible. On the other hand, in Fig. 4(m), for the angle  $\gamma$ ,  $\sigma_{zx}^{sx}$  (red line) and  $\sigma_{zx}^{sy}$  (blue line) are comparable. In particular, in both angles  $\beta$  and  $\gamma$ ,  $|\sigma_{zx}^{sz}|$  (green line) is enhanced around  $60^\circ$ ,  $120^\circ$ ,  $240^\circ$ , and  $300^\circ$  while it vanishes at  $0^\circ$ ,  $90^\circ$ ,  $180^\circ$ , and  $270^\circ$ . We emphasize that the distinct angular dependences of the

Hall conductivities are originating from the presence of the staggered-Rashba type SOC.

Before concluding this paper, we discuss the possibility of this system as a functional spin current generator. In the previous paragraph, we found the enhancement of the SHCs by tilting the magnetization. In particular, we showed the enhancement of  $\sigma_{zx}^{sy}$  (blue line) and  $\sigma_{zx}^{sz}$  (green line) as shown in Fig. 4(j). This implies that, the (a)  $y$ - and (b)  $z$ -components of the spin accumulations are induced at the interface as shown in Fig. 5. Let us consider the geometry where the ferromagnet with perpendicular magnetization is attached to  $\text{Co}_3\text{Sn}_2\text{S}_2$ . The spin accumulations induced by the SHE might be useful for the perpendicular magnetization switching, which is highly demanded from point of view of the device integration [9]. Figure 5 schematically shows the spin accumulations (a)  $\langle s_y \rangle$  induced by  $j_z^{sy} = \sigma_{zx}^{sy} E_x$  and (b)  $\langle s_z \rangle$  induced by  $j_z^{sz} = \sigma_{zx}^{sz} E_x$ . The spin accumulation  $\langle s_y \rangle$  gives a strong torque to the perpendicular magnetization. Its strength is as large as that in Pt at room temperature [10]. The out-of-plane spin accumulation  $\langle s_z \rangle$  appears when the angle of magnetization of  $\text{Co}_3\text{Sn}_2\text{S}_2$  is tilted from the  $z$ -axis. This  $z$ -component of the spin accumulation is useful for the deterministic spin torque [9, 17], which stabilizes the magnetization switching as demanded in spintronics field.

## VI. CONCLUSION

In this paper we theoretically studied the SHE in an effective model of magnetic Weyl semimetal  $\text{Co}_3\text{Sn}_2\text{S}_2$ . We showed the drastic changes of the SHCs depending on the direction of the magnetic moment. Especially, for the out-of-plane SHE, the enhancements of the SHCs were found by considering the staggered-Rashba type SOC. Our finding may help us design a functional spin current generator for the perpendicular magnetization switching based on the magnetic Weyl semimetal.

## ACKNOWLEDGMENTS

The authors would like to appreciate Y. Araki, K. Fujiwara, Y. Kato, Y.-C. Lau, Y. Motome, K. Nakazawa, T. Seki, A. Tsukazaki, and Y. Yahagi for valuable discussions. This work was supported by JST CREST, Grant No. JPMJCR18T2 and by JSPS KAKENHI, Grant Nos. JP20H01830 and JP22K03446. A. O. was supported by GP-Spin at Tohoku University and by JST SPRING, Grant No. JPMJSP2114.

[1] M. Dyakonov and V. Perel, Current-induced spin orientation of electrons in semiconductors, Phys. Lett. A **35** (1971).

[2] Y. K. Kato, R. C. Myers, A. C. Gossard, and D. D. Awschalom, Observation of the spin Hall effect in semiconductors, Science **306**, 1910 (2004).

- [3] J. Sinova, S. O. Valenzuela, J. Wunderlich, C. H. Back, and T. Jungwirth, Spin Hall effects, *Rev. Mod. Phys.* **87**, 1213 (2015).
- [4] A. Chernyshov, M. Overby, X. Liu, J. K. Furdyna, Y. Lyanda-Geller, and L. P. Rokhinson, Evidence for reversible control of magnetization in a ferromagnetic material by means of spin-orbit magnetic field, *Nat. Phys.* **5**, 656 (2009).
- [5] I. Mihai Miron, G. Gaudin, S. Auffret, B. Rodmacq, A. Schuhl, S. Pizzini, J. Vogel, and P. Gambardella, Current-driven spin torque induced by the Rashba effect in a ferromagnetic metal layer, *Nat. Mater.* **9**, 230 (2010).
- [6] I. M. Miron, K. Garello, G. Gaudin, P.-J. Zermatten, M. V. Costache, S. Auffret, S. Bandiera, B. Rodmacq, A. Schuhl, and P. Gambardella, Perpendicular switching of a single ferromagnetic layer induced by in-plane current injection, *Nature* **476**, 189 (2011).
- [7] L. Liu, O. J. Lee, T. J. Gudmundsen, D. C. Ralph, and R. A. Buhrman, Current-induced switching of perpendicularly magnetized magnetic layers using spin torque from the spin Hall effect, *Phys. Rev. Lett.* **109**, 096602 (2012).
- [8] L. Liu, C.-F. Pai, Y. Li, H. Tseng, D. Ralph, and R. Buhrman, Spin-torque switching with the giant spin Hall effect of tantalum, *Science* **336**, 555 (2012).
- [9] S. Fukami, T. Anekawa, C. Zhang, and H. Ohno, A spin-orbit torque switching scheme with collinear magnetic easy axis and current configuration, *Nat. Nanotechnol.* **11**, 621 (2016).
- [10] G.-Y. Guo, S. Murakami, T.-W. Chen, and N. Nagaosa, Intrinsic spin Hall effect in platinum: First-principles calculations, *Phys. Rev. Lett.* **100**, 096401 (2008).
- [11] B. Miao, S. Huang, D. Qu, and C. Chien, Inverse spin Hall effect in a ferromagnetic metal, *Phys. Rev. Lett.* **111**, 066602 (2013).
- [12] T. Taniguchi, J. Grollier, and M. D. Stiles, Spin-transfer torques generated by the anomalous Hall effect and anisotropic magnetoresistance, *Phys. Rev. Appl.* **3**, 044001 (2015).
- [13] T. Seki, K.-i. Uchida, T. Kikkawa, Z. Qiu, E. Saitoh, and K. Takahashi, Observation of inverse spin Hall effect in ferromagnetic FePt alloys using spin Seebeck effect, *Appl. Phys. Lett.* **107**, 092401 (2015).
- [14] M. Kimata, H. Chen, K. Kondou, S. Sugimoto, P. K. Muduli, M. Ikhlas, Y. Omori, T. Tomita, A. MacDonald, S. Nakatsuji, and Y. Otani, Magnetic and magnetic inverse spin Hall effects in a non-collinear antiferromagnet, *Nature* **565**, 627 (2019).
- [15] X. R. Wang, Anomalous spin Hall and inverse spin Hall effects in magnetic systems, *Commun. Phys.* **4** (2021).
- [16] V. T. N. Huyen, Y. Yanagi, and M.-T. Suzuki, Spin and anomalous Hall effects emerging from topological degeneracy in the Dirac fermion system  $\text{CuMnAs}$ , *Phys. Rev. B* **104**, 035110 (2021).
- [17] S. Hu, D.-F. Shao, H. Yang, C. Pan, Z. Fu, M. Tang, Y. Yang, W. Fan, S. Zhou, E. Y. Tsymbal, *et al.*, Efficient perpendicular magnetization switching by a magnetic spin Hall effect in a noncollinear antiferromagnet, *Nat. Commun.* **13**, 1 (2022).
- [18] T. Nan, C. X. Quintela, J. Irwin, G. Gurung, D.-F. Shao, J. Gibbons, N. Campbell, K. Song, S.-Y. Choi, L. Guo, *et al.*, Controlling spin current polarization through non-collinear antiferromagnetism, *Nat. Commun.* **11**, 4671 (2020).
- [19] K. Kondou, H. Chen, T. Tomita, M. Ikhlas, T. Higo, A. H. MacDonald, S. Nakatsuji, and Y. Otani, Giant field-like torque by the out-of-plane magnetic spin Hall effect in a topological antiferromagnet, *Nat. Commun.* **12**, 6491 (2021).
- [20] Y. Araki, A. Yoshida, and K. Nomura, Universal charge and current on magnetic domain walls in Weyl semimetals, *Phys. Rev. B* **94**, 115312 (2016).
- [21] K. Kuroda, T. Tomita, M.-T. Suzuki, C. Bareille, A. Nugroho, P. Goswami, M. Ochi, M. Ikhlas, M. Nakayama, S. Akebi, *et al.*, Evidence for magnetic Weyl fermions in a correlated metal, *Nature materials* **16**, 1090 (2017).
- [22] Y. Araki, A. Yoshida, and K. Nomura, Localized charge in various configurations of magnetic domain wall in a Weyl semimetal, *Phys. Rev. B* **98**, 045302 (2018).
- [23] A. Sakai, Y. P. Mizuta, A. A. Nugroho, R. Sihombing, T. Koretsune, M.-T. Suzuki, N. Takemori, R. Ishii, D. Nishio-Hamane, R. Arita, *et al.*, Giant anomalous Nernst effect and quantum-critical scaling in a ferromagnetic semimetal, *Nature Physics* **14**, 1119 (2018).
- [24] Q. L. He, T. L. Hughes, N. P. Armitage, Y. Tokura, and K. L. Wang, Topological spintronics and magnetoelectronics, *Nature materials* **21**, 15 (2022).
- [25] S. Maekawa, T. Kikkawa, H. Chudo, J. Ieda, and E. Saitoh, Spin and spin current—from fundamentals to recent progress, *Journal of Applied Physics* **133**, 020902 (2023).
- [26] X. Wan, A. M. Turner, A. Vishwanath, and S. Y. Savrasov, Topological semimetal and Fermi-arc surface states in the electronic structure of pyrochlore iridates, *Phys. Rev. B* **83**, 205101 (2011).
- [27] A. A. Burkov and L. Balents, Weyl semimetal in a topological insulator multilayer, *Phys. Rev. Lett.* **107**, 127205 (2011).
- [28] E. Liu, Y. Sun, N. Kumar, L. Muechler, A. Sun, L. Jiao, S.-Y. Yang, D. Liu, A. Liang, Q. Xu, J. Kroder, V. Süß, H. Borrmann, C. Shekhar, Z. Wang, C. Xi, W. Wang, W. Schnelle, S. Wirth, Y. Chen, S. T. B. Goennenwein, and C. Felser, Giant anomalous Hall effect in a ferromagnetic kagome-lattice semimetal, *Nat. Phys.* **14** (2018).
- [29] E. Q. Xu, Liu, W. Shi, L. Muechler, J. Gayles, C. Felser, and Y. Sun, Topological surface Fermi arcs in the magnetic Weyl semimetal  $\text{Co}_3\text{Sn}_2\text{S}_2$ , *Phys. Rev. B* **97**, 235416 (2018).
- [30] Q. Wang, Y. Xu, R. Lou, Z. Liu, M. Li, Y. Huang, D. Shen, H. Weng, S. Wang, and H. Lei, Large intrinsic anomalous Hall effect in half-metallic ferromagnet  $\text{Co}_3\text{Sn}_2\text{S}_2$  with magnetic Weyl fermions, *Nat. Commun.* **9** (2018).
- [31] D. Liu, A. Liang, E. Liu, Q. Xu, Y. Li, C. Chen, D. Pei, W. Shi, S. Mo, P. Dudin, *et al.*, Magnetic Weyl semimetal phase in a kagomé crystal, *Science* **365**, 1282 (2019).
- [32] S. N. Guin, P. Vir, Y. Zhang, N. Kumar, S. J. Watzman, C. Fu, E. Liu, K. Manna, W. Schnelle, J. Gooth, *et al.*, Zero-field Nernst effect in a ferromagnetic kagome-lattice Weyl-semimetal  $\text{Co}_3\text{Sn}_2\text{S}_2$ , *Advanced Materials* **31**, 1806622 (2019).
- [33] Y. Okamura, S. Minami, Y. Kato, Y. Fujishiro, Y. Kaneko, J. Ikeda, J. Muramoto, R. Kaneko, K. Ueda, V. Kocsis, *et al.*, Giant magneto-optical responses in magnetic Weyl semimetal  $\text{Co}_3\text{Sn}_2\text{S}_2$ , *Nature communications* **11**, 4619 (2020).
- [34] L. Jiao, Q. Xu, Y. Cheon, Y. Sun, C. Felser, E. Liu, and S. Wirth, Signatures for half-metallicity and nontriv-

- ial surface states in the kagome lattice Weyl semimetal  $\text{Co}_3\text{Sn}_2\text{S}_2$ , Phys. Rev. B **99**, 245158 (2019).
- [35] M. P. Ghimire, J. I. Facio, J.-S. You, L. Ye, J. G. Checkelsky, S. Fang, E. Kaxiras, M. Richter, and J. van den Brink, Creating Weyl nodes and controlling their energy by magnetization rotation, Phys. Rev. Res. **1**, 032044(R) (2019).
- [36] Q. Zhang, S. Okamoto, G. D. Samolyuk, M. B. Stone, A. I. Kolesnikov, R. Xue, J. Yan, M. A. McGuire, D. Mandrus, and D. A. Tennant, Unusual exchange couplings and intermediate temperature Weyl state in  $\text{Co}_3\text{Sn}_2\text{S}_2$ , Phys. Rev. Lett. **127**, 117201 (2021).
- [37] J. Watanabe, Y. Araki, K. Kobayashi, A. Ozawa, and K. Nomura, Magnetic orderings from spin-orbit coupled electrons on kagome lattice, J. Phys. Soc. Jpn. **91**, 083702 (2022).
- [38] A. Ozawa and K. Nomura, Two-orbital effective model for magnetic Weyl semimetal in kagome-lattice shandite, J. Phys. Soc. Jpn. **88**, 123703 (2019).
- [39] C. L. Kane and E. J. Mele, Quantum spin Hall effect in Graphene, Phys. Rev. Lett. **95**, 226801 (2005).
- [40] H.-M. Guo and M. Franz, Topological insulator on the kagome lattice, Phys. Rev. B **80**, 113102 (2009).
- [41] H. Chen, Q. Niu, and A. H. MacDonald, Anomalous Hall effect arising from noncollinear antiferromagnetism, Phys. Rev. Lett. **112**, 017205 (2014).
- [42] A. Ozawa and K. Nomura, Self-consistent analysis of doping effect for magnetic ordering in stacked-kagome Weyl system, Phys. Rev. Mater. **6**, 024202 (2022).
- [43] Y. Yanagi, J. Ikeda, K. Fujiwara, K. Nomura, A. Tsukazaki, and M.-T. Suzuki, First-principles investigation of magnetic and transport properties in hole-doped shandite compounds  $\text{Co}_3\text{In}_x\text{Sn}_{2-x}\text{S}_2$ , Phys. Rev. B **103**, 205112 (2021).
- [44] Y.-C. Lau, J. Ikeda, K. Fujiwara, A. Ozawa, T. Seki, K. Nomura, A. Tsukazaki, and K. Takanashi, Intercorrelated anomalous Hall and spin Hall effect in kagome-lattice based  $\text{Co}_3\text{Sn}_2\text{S}_2$  shandite films, arXiv **2203**, 02356 (2022).
- [45] N. Nagaosa, J. Sinova, S. Onoda, A. H. MacDonald, and N. P. Ong, Anomalous Hall effect, Rev. Mod. Phys. **82**, 1539 (2010).
- [46] T. Seki, Y.-C. Lau, J. Ikeda, K. Fujiwara, A. Ozawa, S. Iihama, K. Nomura, and A. Tsukazaki, Enhancement of spin-charge conversion efficiency for  $\text{Co}_3\text{Sn}_2\text{S}_2$  across transition from paramagnetic to ferromagnetic phase, Phys. Rev. Research **5**, 013222 (2023).
- [47] A. G. Moghaddam, K. Geishendorf, R. Schlitz, J. I. Facio, P. Vir, C. Shekhar, C. Felser, K. Nielsch, S. T. Goennenwein, J. van den Brink, *et al.*, Observation of an unexpected negative magnetoresistance in magnetic Weyl semimetal  $\text{Co}_3\text{Sn}_2\text{S}_2$ , Materials Today Physics **29**, 100896 (2022).