

# Weighted Context-Free-Language Ordered Binary Decision Diagrams

MEGHANA SISTLA, University of Texas at Austin, USA

SWARAT CHAUDHURI, University of Texas at Austin, USA

THOMAS REPS, University of Wisconsin, USA

This paper presents a new data structure, called *Weighted Context-Free-Language Ordered BDDs* (WCFLOBDDs), which are a hierarchically structured decision diagram, akin to Weighted BDDs (WBDDs) enhanced with a procedure-call mechanism. For some functions, WCFLOBDDs are exponentially more succinct than WBDDs. They are potentially beneficial for representing functions of type  $\mathbb{B}^n \rightarrow D$ , when a function's image  $V \subseteq D$  has many different values. We apply WCFLOBDDs in quantum-circuit simulation, and find that they perform better than WBDDs on certain benchmarks. With a 15-minute timeout, the number of qubits that can be handled by WCFLOBDDs is 1-64 $\times$  that of WBDDs (and 1-128 $\times$  that of CFLOBDDs, which are an unweighted version of WCFLOBDDs). These results support the conclusion that for this application—from the standpoint of problem size, measured as the number of qubits—WCFLOBDDs provide the best of both worlds: performance roughly matches whichever of WBDDs and CFLOBDDs is better. (From the standpoint of running time, the results are more nuanced.)

CCS Concepts: • **Computing methodologies**  $\rightarrow$  **Representation of mathematical functions**; **Quantum mechanic simulation**; • **Software and its engineering**  $\rightarrow$  *Software verification*.

Additional Key Words and Phrases: Weighted decision diagram, matched paths, best-case double-exponential compression, quantum simulation

## ACM Reference Format:

Meghana Sistla, Swarat Chaudhuri, and Thomas Reps. 2024. Weighted Context-Free-Language Ordered Binary Decision Diagrams. *Proc. ACM Program. Lang.* 8, OOPSLA2, Article 320 (October 2024), 42 pages. <https://doi.org/10.1145/3689760>

## 1 Introduction

Many BDD variants [45] have been introduced to address different failings of vanilla BDDs [11], often motivated by new applications. For instance, multi-terminal BDDs (MTBDDs) [17] (or ADDs [8]) were introduced to represent non-Boolean functions  $\{0, 1\}^n \rightarrow D$ , where  $D$  is a set. MTBDDs have their own drawbacks: for a function  $h$  whose image has a large number of different values  $V \subseteq D$ , the size of an MTBDD for  $h$  cannot be any smaller than  $|V|$ . To date, the most successful solution to this issue has been *Weighted BDDs* (WBDDs)—BDD-like structures with weights on edges [30, 41]. For a given Boolean assignment  $a$ ,  $h(a)$  is computed as the product of the weights on the path for  $a$ . This approach yields succinct representations when factors of the values in  $V$  can be reused in the WBDD. Recently, because of the efficient compression capabilities of WBDDs, they, and other related weighted variants have been applied to quantum-circuit simulation [48].

---

Authors' Contact Information: [Meghana Sistla](mailto:mesistla@utexas.edu), University of Texas at Austin, Austin, USA, [mesistla@utexas.edu](mailto:mesistla@utexas.edu); [Swarat Chaudhuri](mailto:swarat@cs.utexas.edu), University of Texas at Austin, Austin, USA, [swarat@cs.utexas.edu](mailto:swarat@cs.utexas.edu); [Thomas Reps](mailto:reps@cs.wisc.edu), University of Wisconsin, Madison, USA, [reps@cs.wisc.edu](mailto:reps@cs.wisc.edu).

---

Permission to make digital or hard copies of all or part of this work for personal or classroom use is granted without fee provided that copies are not made or distributed for profit or commercial advantage and that copies bear this notice and the full citation on the first page. Copyrights for third-party components of this work must be honored. For all other uses, contact the owner/author(s).

© 2024 Copyright held by the owner/author(s).

ACM 2475-1421/2024/10-ART320

<https://doi.org/10.1145/3689760>

In this paper, we explore a new way to further compress the WBDD representation: *the introduction of hierarchical structure*. A recent paper [37] has developed this idea for unweighted BDDs. Whereas WBDDs (and BDDs) can be seen as acyclic finite-state machines (FSMs) that read assignments in bit-serial order, Context-Free-Language Ordered BDDs (CFLOBDDs), the data structure proposed in that work, can be viewed as hierarchical FSMs [2]. Just as hierarchical FSMs can be exponentially more succinct than FSMs, CFLOBDDs can be exponentially more succinct than classical BDDs. Our contribution here is to combine the complementary benefits of WBDDs and CFLOBDDs through a data structure called *Weighted CFLOBDDs* (WCFLOBDDs). In the best case, WCFLOBDDs are exponentially more succinct than both WBDDs and CFLOBDDs. Fig. 1 shows the design space of BDDs, WBDDs, CFLOBDDs, and WCFLOBDDs:

We evaluated WCFLOBDDs, WBDDs, and CFLOBDDs on both synthetic and quantum-simulation benchmarks, and found that—from the standpoint of problem size, measured as number of qubits—WCFLOBDDs perform better than WBDDs and CFLOBDDs on most benchmarks. On the quantum-simulation benchmarks, with a 15-minute timeout, the number of qubits that can be handled by WCFLOBDDs is 2,097,152 for Greenberger-Horne-Zeilinger (GHZ) (1× over CFLOBDDs, 64× over WBDDs); 262,144 for Bernstein-Vazirani (BV) (1× over CFLOBDDs, 16× over WBDDs); 524,288 for Deutsch-Jozsa (DJ) (2× over CFLOBDDs, 32× over WBDDs); 8,192 for Simon’s algorithm (1× over CFLOBDDs, 1× over WBDDs); 2,048 for Quantum Fourier Transform (QFT) (128× over CFLOBDDs, 1× over WBDDs); and 16 for Grover’s algorithm (2× over CFLOBDDs, 1× over WBDDs). Such results support the conclusion that, for at least some applications, WCFLOBDDs provide the best of both worlds: performance roughly matches whichever of WBDDs and CFLOBDDs is better (and beats both on DJ). (From the standpoint of running time, the results are more nuanced.)

Our work makes the following contributions:

- We define WCFLOBDDs, a data structure to represent functions, relations, matrices, etc. (§3).
- We show that WCFLOBDDs can be exponentially more succinct than both WBDDs and CFLOBDDs (§3.3).
- We give algorithms for WCFLOBDD operations (§4).
- We find that WCFLOBDDs perform as well as or better than WBDDs and CFLOBDDs on synthetic and most quantum-simulation benchmarks (§5).

§2 reviews WBDDs and CFLOBDDs. §6 discusses related work. §7 concludes.

## 2 Background

### 2.1 Weighted Binary Decision Diagrams (WBDDs)

Consider the family of Hadamard matrices  $\mathcal{H} = \{H_{2^i} \mid i \geq 1\}$  defined recursively as

$$H_{2^i} = \begin{cases} \frac{1}{\sqrt{2}} \begin{bmatrix} 1 & 1 \\ 1 & -1 \end{bmatrix} & i = 1 \\ H_{2^{i-1}} \otimes H_{2^{i-1}} & \text{otherwise} \end{cases} \quad \text{where } \otimes \text{ denotes Kronecker product. The Kronecker product}$$

$A \otimes B$  equals  $\begin{bmatrix} A_{1,1} & \cdots & A_{1,m} \\ \vdots & \ddots & \vdots \\ A_{n,1} & \cdots & A_{n,m} \end{bmatrix} \otimes B \stackrel{\text{def}}{=} \begin{bmatrix} A_{1,1}B & \cdots & A_{1,m}B \\ \vdots & \ddots & \vdots \\ A_{n,1}B & \cdots & A_{n,m}B \end{bmatrix}$ . As  $i$  increases, matrices in  $\mathcal{H}$  increase in size exponentially.  $H_{2^i}$  contains  $2^i$  rows and  $2^i$  columns, and thus  $2^{i+1}$  elements. To index a row (column),  $i - 1$  row (column) variables are required.

		Hierarchical	
		no	yes
Weights	no	BDD [8, 11, 17]	CFLOBDD [37]
	yes	WBDD [30, 41]	WCFLOBDD (this paper)

Fig. 1. The design space of BDDs, WBDDs, CFLOBDDs, and WCFLOBDDs.

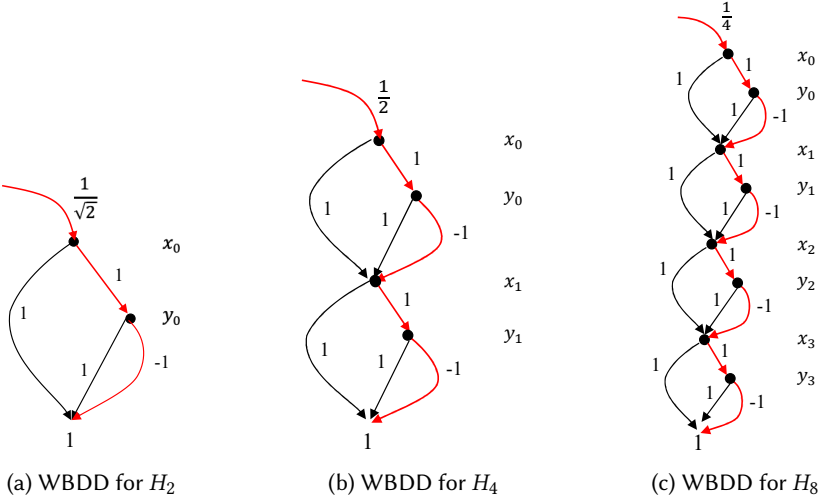


Fig. 2. WBDDs for the matrices  $H_2$ ,  $H_4$ , and  $H_8$ , with  $x$  variables for rows and  $y$  variables for columns.

Fig. 2 shows the WBDD representations for the first three matrices in  $\mathcal{H}$ :  $H_2$ ,  $H_4$ , and  $H_8$ . Every node is associated with a decision variable, and the outgoing edges correspond to the 0 or 1 decision.<sup>1</sup> The  $x$  variables represent the row index; the  $y$  variables represent the column index. The numbers associated with edges indicate the weight of the edge. The red highlighted paths indicate the all-1 variable-assignment  $a = \forall i \in \{1..|\text{vars}|\} : \{x_i \mapsto 1, y_i \mapsto 1\}$ , which corresponds to the element in the lower right-hand corner of the matrix. The product of the weights along the path, together with the common weight (at the top of the WBDD) produces the value of the represented function at  $a$ . The size of the WBDDs  $\{H_{2^i} \mid i \geq 1\}$  increases linearly in the number of variables  $i$ .

*Semi-Field Weights.* In WBDDs (and WCFLBDDs), weights are drawn from a semi-field.

*Definition 2.1.* Let  $\mathcal{D} = \langle A, +, \cdot, \bar{0}, \bar{1} \rangle$  be a set, where  $\bar{0}, \bar{1} \in A$ , that supports two binary operations:  $+$  and  $\cdot$ .  $\mathcal{D}$  is a **semi-field** if, for all  $a, b, c \in A$ , the following properties are satisfied:

Associativity:	$a + (b + c) = (a + b) + c$	Annihilation:	$a \cdot \bar{0} = \bar{0} = \bar{0} \cdot a$
	$a \cdot (b \cdot c) = (a \cdot b) \cdot c$	Distributivity:	$a \cdot (b + c) = (a \cdot b) + (a \cdot c)$
Commutativity:	$a + b = b + a$		$(b + c) \cdot a = (b \cdot a) + (c \cdot a)$
Identities:	$a + \bar{0} = a = \bar{0} + a$	Mult. Inverse:	$a \neq 0 \Rightarrow \exists a^{-1} \in \mathcal{D} : a \cdot a^{-1} = \bar{1} = a^{-1} \cdot a$
	$a \cdot \bar{1} = a = \bar{1} \cdot a$		

The non- $\bar{0}$  elements are a group under multiplication,  $\langle A - \{\bar{0}\}, \cdot, \bar{1} \rangle$ , whereas  $\langle A, +, \bar{0} \rangle$  is only a semi-group. The following properties are consequences of the semi-field axioms:

- The additive identity  $\bar{0}$  and multiplicative identity  $\bar{1}$  are each uniquely defined.
  - If there is an element  $d \in A$  that satisfies  $\forall a : a + d = a = d + a$ , then  $\bar{0} = \bar{0} + d = d$ .
  - If there is an element  $d \in A$  that satisfies  $\forall a : a \cdot d = a = d \cdot a$ , then  $\bar{1} = \bar{1} \cdot d = d$ .

Consequently, we can speak of  $\bar{0}$  as *the* additive identity element and  $\bar{1}$  as *the* multiplicative identity element.

- For each element  $a \in A$ ,  $a \neq \bar{0}$ , the multiplicative inverse is unique.
  - Suppose that  $b$  and  $c$  are both inverses of  $a$ . Then  $b = b \cdot \bar{1} = b \cdot (a \cdot c) = (b \cdot a) \cdot c = \bar{1} \cdot c = c$ .

<sup>1</sup>In all diagrams, left branches are for 0 ( $F$ ); right branches are for 1 ( $T$ ).

- A semi-field has no zero divisors:

$$- a \cdot b = \bar{0} \wedge a \neq \bar{0} \Rightarrow b = \bar{1} \cdot b = (a^{-1} \cdot a) \cdot b = a^{-1} \cdot (a \cdot b) = a^{-1} \cdot \bar{0} = \bar{0}. \text{ Similarly, } b \cdot a = \bar{0} \wedge a \neq \bar{0} \\ \Rightarrow b = b \cdot \bar{1} = b \cdot (a \cdot a^{-1}) = (b \cdot a) \cdot a^{-1} = \bar{0} \cdot a^{-1} = \bar{0}.$$

Equivalently, because  $\langle A - \{\bar{0}\}, \cdot, \bar{1} \rangle$  is a group, it is closed under multiplication; thus, for  $a, b \in A - \{\bar{0}\}$ ,  $a \cdot b$  can never equal  $\bar{0}$ .

Because  $\mathbb{R}$  and  $\mathbb{C}$  are fields, they are also semi-fields. An example of a semi-field that is not a field is the set of invertible  $n \times n$  matrices (together with the all-0 matrix of size  $n \times n$  as  $\bar{0}$ ), with matrix addition and matrix multiplication.

We need inverse elements with respect to “ $\cdot$ ” to be able to canonicalize WBDDs, as well as weighted decision trees (see Fig. 5(b)) and WCFLobDDs (§3.2). Because one multiplies weights as one follows the path for an assignment, the basic idea is to label left branches (for a Boolean variable bound to 0) with  $\bar{1}$ , and label right branches (for 1) with some value. Suppose that the branches at a node are originally labeled with  $a$  and  $b$ , respectively. During canonicalization, the left branch would be labeled with  $\bar{1}$ , the right branch with  $a^{-1} \cdot b$ , and the value  $a$  would be propagated to every incoming edge. This relabeling maintains the product over all paths—e.g.,  $\dots \cdot a \cdot \bar{1} \cdot \dots$  along the left branch, and  $\dots \cdot a \cdot a^{-1} \cdot b \cdot \dots$  along the right branch. (There are some special cases for canonicalization when the left edge is originally labeled with  $\bar{0}$ .) To carry out such weight-propagation steps, “ $\cdot$ ” must be associative, but need not be commutative.

## 2.2 CFLOBDDs as Hierarchical Finite-State Machines

A CFLOBDD over  $2^n$  variables can be considered to be a form of non-recursive, single-entry, multi-exit, hierarchical finite-state machine [2, 21] that (i) has a fixed maximum nesting-depth of  $n$ , and (ii) accepts a subset of  $\{0, 1\}^{2^n}$ . (If necessary, the client pads the variables to the next higher power of 2.) The hierarchy in a CFLOBDD is captured by the *levels* of its (sub-)machines. Level  $l$  indicates the remaining number of nested calls that are allowed; thus, the topmost level of a CFLOBDD with  $2^n$  variables is level  $n$ , with nested calls counting down to level 0.

At each level  $k$ , a sub-machine of a CFLOBDD has a fixed pattern of calls: it always performs an “A call” to a level- $(k-1)$  sub-machine, followed by a “B call” to a level- $(k-1)$  sub-machine. A given level- $k$  sub-machine always performs the same A call, but depending on the return state, it can perform different B calls. The level- $k$  sub-machine returns to level  $k + 1$  using an exit state determined from the return state of the B call.

This view of a CFLOBDD as a hierarchical finite-state machine helps to explain the variable-decomposition principle used: at each level  $k$ , the variables are—in effect—divided in half: the A call interprets  $x_0, \dots, x_{2^{k-1}-1}$ , and a B call interprets  $x_{2^{k-1}}, \dots, x_{2^k-1}$ . At level 0, one is left with only a single variable, so level 0 is where an individual variable is interpreted.

## 3 Weighted CFLOBDDs (WCFLobDDs)

### 3.1 Basic Structure of WCFLobDDs

The hierarchy in a WCFLobDD is similar to that in a CFLOBDD. The number of variables at each level is always a power of 2, and at each level  $k$ , the variables are divided in half—the A call interpreting  $x_0, \dots, x_{2^{k-1}-1}$ , and the B calls interpreting  $x_{2^{k-1}}, \dots, x_{2^k-1}$ . The main difference from a CFLOBDD is that at level 0, each transition has a *weight*. This approach produces a structure that is akin to a non-recursive, single-entry, multi-exit, *weighted* hierarchical finite-state machine.

We define WCFLobDDs in two parts. Defn. 3.1 defines the basic structure of WCFLobDDs, whose various elements are depicted in Fig. 3(e). Defn. 3.5 imposes some additional structural invariants to ensure that WCFLobDDs provide a canonical representation of Boolean functions. Where

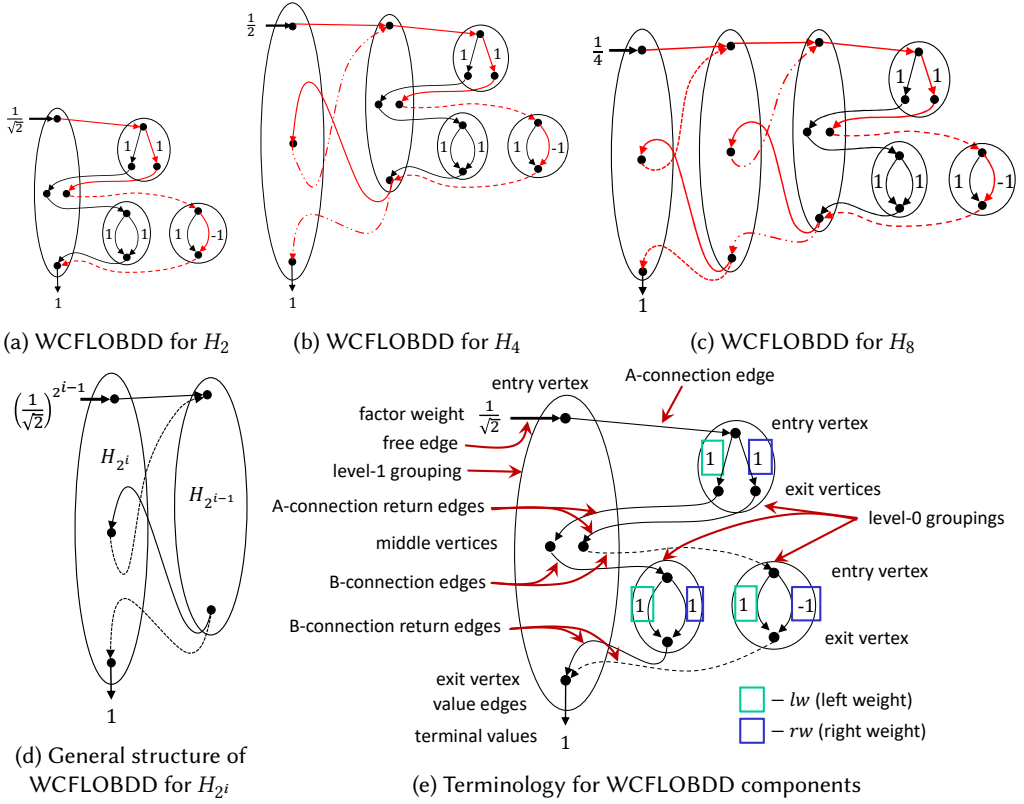


Fig. 3. (a), (b), and (c) show WCFLOBDDs for the first three matrices in  $\mathcal{H}$ — $H_2$ ,  $H_4$ , and  $H_8$ —with the variable ordering  $(x_0, y_0, x_1, y_1, \dots)$  ( $\bar{x}$ : row;  $\bar{y}$ : column). (d) shows the general structure of a WCFLOBDD that represents  $H_{2^i}$ . (e) illustrates the constituents of the WCFLOBDD for  $H_2$ .

necessary, we distinguish between *mock-WCFLOBDDs* (Defn. 3.1) and *WCFLOBDDs* (Defn. 3.5), although we typically drop the qualifier “mock-” when there is little danger of confusion.

**Definition 3.1 (Mock-WCFLOBDD; see Fig. 3(e)).** A *mock-WCFLOBDD* at level  $k$  is a hierarchical structure made up of some number of *groupings*, of which there is one grouping at level  $k$ , called the *head-grouping*, and at least one grouping at each level  $0, 1, \dots, k-1$ . A grouping is a collection of vertices and edges (to other groupings), and weights (for level-0 groupings), with the structure described below.

A *mock-WCFLOBDD* is a triple  $\langle f, G, V \rangle$ , where  $f \in \mathcal{D}$  is the *factor weight* of the *free-edge* (defined below),  $G$  is the *head-grouping* (conceptually “topmost,” portrayed leftmost), and  $V \in \{[\bar{0}], [\bar{1}], [\bar{0}, \bar{1}], [\bar{1}, \bar{0}]\}$ —where “[ $\cdot$ ]” denotes a tuple—is the sequence of *terminal values*, whose cardinality must match the number of exit vertices of  $G$  (defined below).

- **Groupings:** Each oval-shaped object is called a *grouping*, and every grouping is associated with a level  $l$  ( $\geq 0$ ). Each grouping at level  $i$  is always connected to groupings at level  $i-1$ .
- **Vertices:** Each grouping  $g$  at a level  $\geq 1$  has a unique *entry vertex* (the dot at the top of  $g$ ), and some *middle vertices* and *exit vertices* (dots in the middle and at the bottom of  $g$ ). The three sets of vertices are disjoint. (It is useful to think of the collections of middle vertices and exit vertices as two sequences, each numbered from left-to-right.)

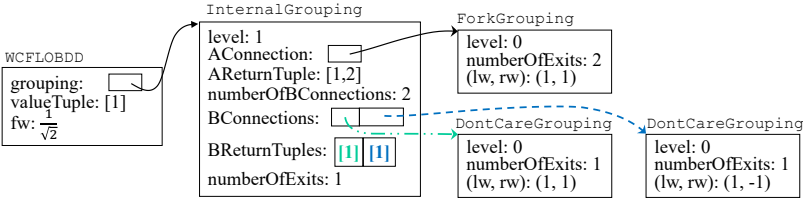


Fig. 4. Object diagram of the WCFLobDD for matrix  $H_2$  (Fig. 3(a)).

A level-0 grouping (conceptually “bottommost;” portrayed to the right) has a unique entry vertex, no middle vertices, and two edges (the 0-edge and 1-edge), which are directed to either one or two exit vertices. There are two kinds of level-0 groupings: *fork groupings* (with two exit vertices) and *don’t-care groupings* (with one exit vertex).

- *A-connection*: The grouping between  $g$ ’s entry and middle vertices is called the A-connection. The edge from  $g$ ’s entry vertex is called an A-connection edge, and the edges from the A-connection’s exit vertices to  $g$ ’s middle vertices are called *A-connection return edges*.
- *B-connections*: The groupings between  $g$ ’s middle and exit vertices are called B-connections. The edges from  $g$ ’s middle vertices are called B-connection edges and the edges from a B-connection’s exit vertices to  $g$ ’s exit vertices are called *B-connection return edges*.

There is one A-connection, but there can be more than one B-connection (each with a set of B-connection return edges back to  $g$ ’s exit vertices).

- *Value Edges*: The edges that connect the exit vertices of the head-grouping to the terminal values  $V$  are called *value edges*.

The only edges that assigned weights are the free-edge and the edges of level-0 groupings.

- The incoming edge to the entry vertex of the outermost grouping is called the *free-edge*. The weight  $f \in \mathcal{D}$  associated with the free-edge is the *factor weight*.
- A level-0 grouping has a pair of semi-field weights  $(lw, rw)$ :  $lw \in \mathcal{D}$  is the weight for the decision-edge for 0 (false);  $rw \in \mathcal{D}$  is the weight for the decision-edge for 1 (true).

The terminal values connected to the exit vertices of the head-grouping can only be  $\bar{0}, \bar{1} \in \mathcal{D}$ . For a given function  $h$ , the appropriate sequence of terminal values  $V$  can be understood by considering the decision tree for  $h$ :

- $[\bar{0}]$  only occurs for the function  $\lambda \vec{x}. \bar{0}$ . All leaves of the decision tree are  $\bar{0}$ .
- $[\bar{1}]$  occurs for a function for which the value is never  $\bar{0}$  (for any assignment to the Boolean variables). No leaf of the decision tree is  $\bar{0}$ .
- $[\bar{1}, \bar{0}]$  occurs when a function has the value  $\bar{0}$  for at least one assignment, but the leftmost leaf of the decision tree is non- $\bar{0}$ .
- $[\bar{0}, \bar{1}]$  occurs when the function has a non- $\bar{0}$  value for at least one assignment, and the leftmost leaf of the decision tree is  $\bar{0}$ .

Fig. 3(a) shows the WCFLobDD for  $H_2$ . It consists of 4 groupings, of which 3 are at level 0 and one is at level 1; the upper-right level-0 grouping is a fork grouping, and the bottom-right level-0 groupings are don’t-care groupings.

A grouping at level- $k$  encodes  $2^k$  variables and  $2^{2^k}$  paths. As seen in Fig. 3(a), the grouping at level-1 encodes two variables, and therefore 4 paths. In Fig. 3(b), the largest oval is a level-2 grouping, which encodes 4 variables: 2 variables through the A-connection grouping and 2 variables through the B-connection grouping, and therefore  $2^4$  paths. In general, at level  $k$  the  $2^k$  variables are divided into halves:  $2^{k-1}$  in the A-connection and  $2^{k-1}$  in the B-connection.

Fig. 4 shows an object diagram of the WCFLOBDD for matrix  $H_2$  from Fig. 3(a). In this representation, which will be used in all algorithms stated in the paper, there are no explicit entry, middle, and exit vertices. The pointer to the object serves as the entry vertex; numbers in  $[1..numberOfBConnections]$  stand for the middle vertices; and those in  $[1..numberOfExits]$  stand for the exit vertices. (The context determines whether an index is being used as a middle vertex or exit vertex.) As can be seen by comparing Fig. 4 to Fig. 3(a), the various edges that appear in Fig. 3(a) are stored as pointers to Groupings and elements of ReturnTuples. For a given A-connection edge or B-connection edge  $c$  from grouping  $g_i$  to  $g_{i-1}$ , the associated ReturnTuple  $rt_c$  consists of the sequence of targets of return edges from exit vertices of  $g_{i-1}$  to the middle or exit vertices of  $g_i$  that correspond to  $c$ . There are three grouping classes: *InternalGrouping*, *ForkGrouping*, and *DontCareGrouping*. The latter two are level-0 groupings, which store left and right edge weights ( $lw$ ,  $rw$ ); thus, operations that construct a level-0 grouping take two inputs,  $lw$  and  $rw$ . All groupings at levels  $\geq 1$  are *InternalGroupings*.

To be able to make inductive arguments about WCFLOBDDs, we define

*Definition 3.2 (Mock-proto-WCFLOBDD).* A *mock-proto-WCFLOBDD* at level  $i$  is a grouping at level  $i$ , together with the lower-level groupings to which it is connected (and the connecting edges). In other words, a mock-proto-WCFLOBDD has the following recursive structure:

- a mock-proto-WCFLOBDD at level 0 is either a fork grouping or a don't-care grouping
- a mock-proto-WCFLOBDD at level  $i$  is headed by a grouping at level  $i$  whose
  - A-connection edge and associated return edges “call” a level- $(i-1)$  mock-proto-WCFLOBDD
  - B-connection edges and their associated return edges “call” some number of level- $(i-1)$  mock-proto-WCFLOBDDs.

A mock-WCFLOBDD is a mock-proto-WCFLOBDD in which (i) the exit vertices of the mock-proto-WCFLOBDD have been associated with specific terminal values  $V$ , and (ii) a factor weight has been supplied. (In other words, in the tuple  $\langle f, G, V \rangle$  in Defn. 3.1,  $G$  serves double-duty: both as the head-grouping, and as the mock-proto-WCFLOBDD of which it is the head-grouping.)

When interpreting a Boolean assignment, the path taken must abide by the following principle:

**Matched-Path Principle.** *When a path follows an edge that returns to level  $i$  from level  $i - 1$ , it must follow an edge that matches the closest preceding edge from level  $i$  to level  $i - 1$ .*

Formally, the matched-path principle can be expressed as a condition that—for a path to be *matched*—the word spelled out by the labels on the edges of the path must be a word in a certain context-free language [46]. This idea is the origin of “CFL” in “CFLOBDD” and “WCFLOBDD.” One way to formalize the condition is to label each edge from level  $i$  to level  $i - 1$  with an open-parenthesis symbol of the form “ $(_b$ ”, where  $b$  is an index that distinguishes the edge from all other edges to any entry vertex of any grouping of the WCFLOBDD. (In particular, suppose that there are NumConnections such edges, and that the value of  $b$  runs from 1 to NumConnections.) Each return edge that runs from an exit vertex of the level- $(i-1)$  grouping back to level  $i$ , and corresponds to the edge labeled “ $(_b$ ”, is labeled “ $)_b$ ”. Each path in a WCFLOBDD then generates a string of parenthesis symbols formed by concatenating, in order, the labels of the edges on the path. (For purposes of this discussion, edges in level-0 groupings are treated as  $\epsilon$ .) A path is called a *matched-path* iff the path’s word is in the language  $L(\text{matched})$  of balanced-parenthesis strings generated by

$$\text{matched} \rightarrow \epsilon \mid \text{matched matched} \mid ({}_b \text{ matched} )_b \quad 1 \leq b \leq \text{NumConnections} \quad (1)$$

Only *matched*-paths that start at the entry vertex of the WCFLOBDD’s highest-level grouping and end at a terminal value are considered in interpreting a WCFLOBDD.

Decisions are taken only at the level-0 groupings: the edges in a level-0 grouping correspond to the two choices for a Boolean variable. A grouping can be reused multiple times at different

“calls,” as seen in Fig. 3(b)–(d). Because of sharing at all levels, a given level-0 grouping (decision grouping) does not represent a specific variable, according to the following principle:

**Contextual-Interpretation Principle.** *A level-0 grouping is not associated with a specific Boolean variable. Instead, the variable that a level-0 grouping refers to is determined by the context: the  $j^{\text{th}}$  level-0 grouping visited along a matched path is used to interpret the  $j^{\text{th}}$  Boolean variable.*

*Function evaluation.* As with BDDs, it is often useful to think of an assignment  $a$  as a sequence of Boolean values. We use “ $\|$ ” to denote concatenation of two half-size sequences:  $a = a_1\|a_2$ , where  $|a_1| = |a_2| = |a|/2$  (and  $|a|$  is a power of 2).

*Definition 3.3 (Exit vertex reached via assignment  $a$ ).* Suppose that  $g$  is a grouping. Let  $g.BReturnTuples[j]$  be the sequence of return edges for the  $j^{\text{th}}$  B-connection of  $g$ ; i.e.,  $g.BReturnTuples[j][k]$  represents the exit vertex of  $g$  that is connected to the  $k^{\text{th}}$  exit vertex of the  $j^{\text{th}}$  B-connection of  $g$ . For a grouping  $g$  and an assignment  $a$ ,  $\langle g \rangle(a)$  denotes the exit vertex of  $g$  reached via assignment  $a$ , defined as follows:

$$\begin{aligned} \langle DontCareGrouping \rangle([0]) &\stackrel{\text{def}}{=} 1 & \langle DontCareGrouping \rangle([1]) &\stackrel{\text{def}}{=} 1 \\ \langle ForkGrouping \rangle([0]) &\stackrel{\text{def}}{=} 1 & \langle ForkGrouping \rangle([1]) &\stackrel{\text{def}}{=} 2 \\ \langle g \rangle(a) &\stackrel{\text{def}}{=} g.BReturnTuples[j][k], \text{ where } g.level \geq 1, a = a_1\|a_2, \\ & & j = \langle g.ACconnection \rangle(a_1), \text{ and } k = \langle g.BConnections[j] \rangle(a_2). \end{aligned}$$

*Definition 3.4 (WCFLOBDD evaluation).* Given WCFLOBDD  $C = \langle f, G, V \rangle$  for  $h : \{0, 1\}^n \rightarrow \mathcal{D}$ , and an assignment  $a$  for  $h$ 's arguments, the value  $h(a)$  is obtained from  $C$ , denoted by  $\llbracket C \rrbracket(a)$ , as the product of the edge weights on the path for  $a$  in  $C$ :

$$\begin{aligned} \llbracket C \rrbracket(a) &\stackrel{\text{def}}{=} f \cdot \llbracket G \rrbracket(a) \cdot V[\langle G \rangle(a)] \\ \llbracket G \rrbracket(a) &\stackrel{\text{def}}{=} \llbracket G.ACconnection \rrbracket(a_1) \cdot \llbracket G.BConnections[j] \rrbracket(a_2), \end{aligned}$$

where  $a = a_1\|a_2$  and  $j = \langle G.ACconnection \rangle(a_1)$ .

In the case of Fig. 3(a),  $\mathcal{D} = \langle \mathbb{R}, +, \times, 0, 1 \rangle$ . For  $a = \{x_0 \mapsto 1, y_0 \mapsto 1\}$ , the path highlighted in bold evaluates to  $H[1][1] = \frac{1}{\sqrt{2}} \times 1 \times -1 \times 1 = \frac{-1}{\sqrt{2}}$ , as desired. Fig. 3(b) and Fig. 3(c) show the WCFLOBDD representations of  $H_4$  and  $H_8$ . Fig. 3(d) shows the generic structure for how  $H_{2^i}$  is formed from  $H_{2^{i-1}}$ . As one can see, the grouping at level  $i-1$  is shared twice at each level  $i \geq 2$ , giving a representation that is exponentially more succinct than a WBDD.

*Intuition for succinctness:* Consider the WBDD and WCFLOBDD for  $H_4$  in Fig. 2(b) and Fig. 3(b), respectively. The A-connection of the level-2 grouping in Fig. 3(b) represents the top half of the WBDD structure (for variables  $\langle x_0, y_0 \rangle$ ), and the B-connection of the level-2 grouping represents the bottom half of the WBDD structure (for variables  $\langle x_1, y_1 \rangle$ ). However, because the A-connection grouping and B-connection grouping of the WCFLOBDD have the identical structure, they are shared, producing a more succinct representation.

*Implementation.* Our WCFLOBDD implementation will be made available in open-source form if the paper is accepted. The implementation is parameterized—via C++ templatization—to work with any user-defined semi-field  $\mathcal{D}$  (and its corresponding operations  $+$  and  $\times$ ).

## 3.2 Canonicity

Like other decision diagrams, we ensure *canonicity*—every function has a unique representation—by imposing certain structural invariants [45, p. 48], [37, §4].

*Intuition for canonicity:* The structural invariants are designed to ensure that—for a given order on the Boolean variables—each Boolean function has a unique, canonical representation as a WCFLOBDD. In reading Defn. 3.5 below, it will help to keep in mind that the goal of the invariants



is to force there to be a *unique* way to fold a given decision tree into a WCFLobDD that represents the same Boolean function. The decision-tree folding method is discussed later in this section and in §A.1, and is illustrated in Fig. 5, but the main characteristic of the folding method is that it works *greedily, left to right*. This directional bias shows up in structural invariants 1, 2a, and 2b.

*Definition 3.5.* A (proto-)WCFLobDD is a mock-(proto-)WCFLobDD in which every grouping/proto-WCFLobDD satisfies the *structural invariants* given below. (See [37, Fig. 8].)

**Structural Invariants.** The structural invariants mainly deal with (i) the organization of return tuples, and (ii) weights in level-0 groupings. The following invariants deal with constraints on return tuples. Let  $c$  be an A-connection or B-connection edge with return tuple  $rt_c$  from  $g_{i-1}$  to  $g_i$ .

- (1) If  $c$  is an A-connection edge, then  $rt_c$  must map  $g_{i-1}$ 's exit vertices 1-to-1, in order, onto  $g_i$ 's middle vertices.
- (2) If  $c$  is the B-connection edge whose source is middle vertex  $j + 1$  of  $g_i$  and whose target is  $g_{i-1}$ , then  $rt_c$  must meet two conditions:

- (a) It must map  $g_{i-1}$ 's exit vertices 1-to-1 (but not necessarily onto)  $g_i$ 's exit vertices.
- (b) It must “compactly extend” the set of exit vertices in  $g_i$  defined by the return tuples for the previous  $j$  B-connections (similar to condition (1) on A-connections): Let  $rt_{c_1}, rt_{c_2}, \dots, rt_{c_j}$  be the return tuples for the first  $j$  B-connection edges out of  $g_i$ . Let  $S$  be the set of indices of exit vertices of  $g_i$  that occur in return tuples  $rt_{c_1}, rt_{c_2}, \dots, rt_{c_j}$ , and let  $n$  be the largest value in  $S$ . (That is,  $n$  is the index of the rightmost exit vertex of  $g_i$  that is a target of any of the return tuples  $rt_{c_1}, rt_{c_2}, \dots, rt_{c_j}$ .) If  $S$  is empty, then let  $n$  be 0.

Now consider  $rt_c (= rt_{c_{j+1}})$ . Let  $R$  be the (not necessarily contiguous) sub-sequence of  $rt_c$  whose values are strictly greater than  $n$ . Let  $m$  be the size of  $R$ . Then  $R$  must be exactly the sequence  $[n + 1, n + 2, \dots, n + m]$ .

- (3) A proto-WCFLobDD can be used (i.e., pointed to by other higher-level groupings) multiple times, but a proto-WCFLobDD never contains two separate instances of equal proto-WCFLobDDs. (Equality is defined inductively on the hierarchical structure of groupings.)
- (4) For every pair of B-connection edges  $c$  and  $c'$  of grouping  $g_i$ , with associated return tuples  $rt_c$  and  $rt_{c'}$ , if  $c$  and  $c'$  lead to two level  $i-1$  proto-WCFLobDDs, say  $p_{i-1}$  and  $p'_{i-1}$ , such that  $p_{i-1} = p'_{i-1}$ , then the associated return tuples must be different (i.e.,  $rt_c \neq rt_{c'}$ ). This condition means that two B-connection edges  $c$  and  $c'$  can “call” the same proto-WCFLobDD, but the two sets of return edges  $rt_c$  and  $rt_{c'}$  have to be different.

The following invariants pertain to the weights on edges in level-0 groupings:

- (5) The left-edge and right-edge weights ( $lw, rw$ ) must obey:

$$(lw, rw) = \begin{cases} (\bar{1}, rw) & \text{when } lw \neq \bar{0} \\ (\bar{0}, \bar{1}) & \text{otherwise} \end{cases}$$

- (6) If a middle vertex  $m$  of  $g_i$  has a path with aggregated weight  $\bar{0}$  from the entry vertex of  $g_i$  to  $m$ , then there must exist an exit-vertex  $e$  such that every level-0 grouping edge on every path from  $m$  to  $e$  has weight  $\bar{0}$ .
- (7) If  $e$  is an exit vertex of the outermost grouping such that all paths of weight  $\bar{0}$  lead to  $e$ , then  $e$  must map to the terminal value  $\bar{0}$ .
- (8) If all paths lead to the terminal value  $\bar{0}$ , then the factor-weight must be  $\bar{0}$ .

Finally, in a level- $k$  WCFLobDD  $\langle f, G, V \rangle$ ,

- (9) The head-grouping  $G$  of  $\langle f, G, V \rangle$  heads a level- $k$  proto-WCFLobDD.

- (10) Value-tuple  $V$  is one of  $\{[\bar{0}], [\bar{1}], [\bar{0}, \bar{1}], [\bar{1}, \bar{0}]\}$ , and thus maps each exit vertex of  $G$  to a distinct terminal value. If there exists an exit vertex  $e$  of  $G$  such that all paths leading to  $e$  have weight  $\bar{0}$ , then  $e$  is mapped to  $\bar{0}$ .

**Canonicity Theorem.** Now we state the canonicity theorem for WCFLOBDDs:

**THEOREM 3.6.** *If  $C_1$  and  $C_2$  are two level- $k$  WCFLOBDDs for the same Boolean function, and use the same variable ordering, then  $C_1$  and  $C_2$  are isomorphic.*

**PROOF SKETCH.** We prove the theorem by establishing three properties:

- (1) Every level- $k$  WCFLOBDD represents a decision tree (for the same Boolean function with the same variable ordering) with  $2^{2^k}$  leaves.
- (2) Every decision tree with  $2^{2^k}$  leaves is represented by some level- $k$  WCFLOBDD.
- (3) No decision tree with  $2^{2^k}$  leaves is represented by more than one level- $k$  WCFLOBDD (up to isomorphism).

*Obligation 1.* This property is established by induction. Let  $P(l)$  be the number of leaves of a decision tree for the function represented by a level- $l$  proto-WCFLOBDD. We want to prove that  $P(l) = 2^{2^l}$ .

- Base Case:  $l = 0$ , #variables = 1, #paths = #leaves in a decision tree = 2.
- Induction Step: Let  $P(m) = 2^{2^m}$ . We wish to prove that  $P(m+1) = 2^{2^{m+1}}$ . Given a level- $l$  proto-WCFLOBDD with outermost grouping  $g_l$ , by construction the number of variables of  $g_l$  is equally divided between the A-connection and B-connections of  $g_l$ . Hence, for a level- $m+1$  proto-WCFLOBDD, we have  $P(m+1) = \sum_j A_j(m) \cdot P(m) = (\sum_j A_j(m)) \cdot P(m) = P(m) \cdot P(m) = 2^{2^m} \cdot 2^{2^m} = 2^{2^{m+1}}$ , where  $A_j(m)$  is the number of matched paths through the level- $m$  A-connection proto-WCFLOBDD to its  $j^{\text{th}}$  exit vertex. However, we are just summing over all A-connection exit vertices, so  $\sum_j A_j(m) = P(m)$ .

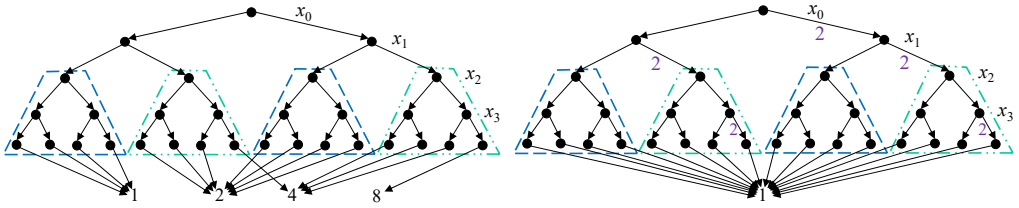
*Obligation 2.* This property is established by giving a (deterministic) construction to convert a decision tree with  $2^{2^k}$  leaves into a level- $k$  WCFLOBDD (satisfying all structural invariants). The construction is given in Appendix §A.1. (The construction is a recursive procedure that works greedily over the decision tree, from left to right.)

*Obligation 3.* This property is established by (i) unfolding WCFLOBDD  $C$  into a decision tree; (ii) folding the decision tree back to a WCFLOBDD  $C'$ ; and (iii) showing that  $C'$  is isomorphic to  $C$ . (The folding-back step uses the same deterministic construction from Obligation 2.)  $\square$

The folding/unfolding constructions of Obligations 2 and 3 are used solely for the purpose of proving Thm. 3.6; they are not explicit operations on WCFLOBDDs.

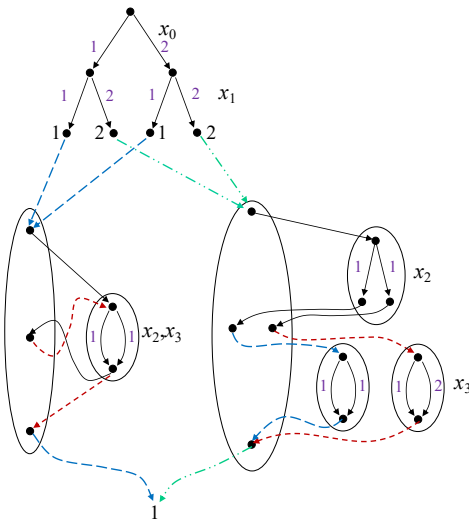
*Intuition.* Structural invariants (1)-(4), which deal with return tuples, ensure that the WCFLOBDD for a Boolean function  $f$  has a “left-to-right” folding of the decision tree for  $f$  (with the same variable ordering). Structural invariants (5)-(8), which deal with weights, ensure that there cannot be two proto-WCFLOBDDs for the same decision-tree structure that have different sets of level-0 groupings, i.e., with different ( $l_w, r_w$ ) weights. The deterministic construction algorithm that folds a decision tree into a WCFLOBDD involves a two-step process. The decision tree is first converted into a weighted decision tree (a decision tree with weights on the edges), and then the weighted decision tree is folded into a WCFLOBDD. The first step enforces the structural invariants of the weights and the second step of “left-to-right” folding handles the structural invariants that deal with the return tuples.

*Example:* Fig. 5 shows the representation of a vector of length 16, and thus 4 variables are used to represent the index of an element of the vector. The four diagrams in Fig. 5 show some

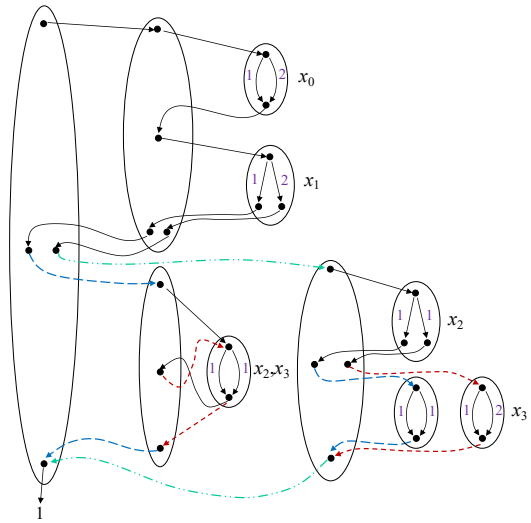


(a) Decision tree

(b) Weighted decision tree for (a). The edges labelled with numbers in purple are the edge weights. To reduce clutter, labels for edges with weight 1 are omitted.



(c) Hybrid of weighted decision tree for  $x_0$  and  $x_1$ , and WCFLOBDDs for  $x_2$  and  $x_3$ . The dashed, and dashed-double-dotted edges from the four vertices labeled 1, 2, 1, and 2, respectively, correspond to the dashed, and dashed-double-dotted trapezoids in (a) and (b). The numbers highlighted in purple indicate the edge-weights.



(d) WCFLOBDD representation for the weighted decision tree in (a) (Some of the groupings have been duplicated to avoid clutter). The numbers highlighted in purple indicate the edge-weights.

Fig. 5. Representations of the vector  $V = [1, 1, 1, 1, 2, 2, 2, 2, 4, 2, 2, 2, 2, 4, 4, 4, 8]^T$  with variables  $\langle x_0, x_1, x_2, x_3 \rangle$  representing an index into  $V$ .

of the stages of converting a decision tree to a WCFLOBDD. Fig. 5(a) shows the decision-tree representation of the vector. The weighted decision tree for Fig. 5(a) is shown in Fig. 5(b). In this step, the weights are assigned to the edges, ensuring that the structural invariants on the weights hold. Fig. 5(c) shows the process of converting a weighted decision tree to a WCFLOBDD. The vertices labeled 1,2,1,2 at “half-height” (at the end of the weighted decision tree for  $x_0$  and  $x_1$ ) indicate the common sub-structures found during the left-to-right folding of the bottom half of the weighted decision tree. These common “values” are used to drive the left-to-right folding of the

upper-half weighted decision tree, and to ensure that the structural invariants hold on the return tuples of the A-connection of the outermost grouping in Fig. 5(d). Finally, Fig. 5(d) shows the full WCFLobDD representation for Fig. 5(a).

**Comparison with CFLOBDDs.** WCFLobDDs draw inspiration from CFLOBDDs: the structural elements of levels and A-connection/B-connection edges, along with structural invariants that enforce a left-to-right folding of the decision tree are similar to CFLOBDDs. However, in WCFLobDDs the edges in level-0 groupings have weights, which differs from CFLOBDDs. To ensure that WCFLobDDs are canonical, we introduced structural invariants (5)-(8) and (10).

### 3.3 Exponential Succinctness Gaps

In this section, we establish exponential gaps between (i) WCFLobDDs and WBDDs, and (ii) WCFLobDDs and CFLOBDDs using an example function.

*Definition 3.7.* The  $n$ -bit population-count function  $POP_n: \{0, 1\}^n \rightarrow \{2^j \mid j \in \{0 \dots 2^n\}\}$  on variables  $\{x_0 \dots x_{n-1}\}$  is  $POP_n(X) \stackrel{\text{def}}{=} 2^{\text{pop}(X)} = 2^{\sum_{i=0}^{n-1} \delta(x_i)}$ , where  $\delta(a) = \begin{cases} 1 & a = 1 \\ 0 & \text{otherwise} \end{cases}$  and  $\text{pop}(X)$  represents the number of 1s in the binary representation of  $X$ .

**THEOREM 3.8.** For  $n = 2^k$ , where  $k \geq 0$ ,  $POP_n$ , defined over the variables  $\{x_0 \dots x_{n-1}\}$ , can be represented by a WCFLobDD with  $\Theta(\log n)$  vertices and edges. A CFLOBDD that uses only the variables  $\{x_0 \dots x_{n-1}\}$  for  $POP_n$  requires  $\Omega(n)$  vertices and edges; and a WBDD that uses the same variable set requires  $\Theta(n)$  nodes.

*Proof: Weighted Decision Tree.* Each  $x_i$  node in a weighted decision tree for  $POP_n$  has a 1 on the left branch ( $x_i = 0$ ) and a 2 on the right branch ( $x_i = 1$ ). The paths of the weighted decision tree evaluate to  $2^k + 1$  different values: the leftmost path (all variables set to 0) evaluates to  $1 = 2^0$ ; the rightmost path (all variables set to 1) evaluates to  $2^k$ . There are repeated values that the function represented by the weighted decision tree evaluates to, but we have every power of 2 from  $2^0$  to  $2^{2^k}$ .

*WBDD Claim.* A WBDD for  $POP_n$  would consist of  $2^k$  don't-care nodes (one for every variable)—with left-edge weight of 1 and right-edge weight of 2—stacked on top of each other. Hence, the size of the WBDD is linear in the number of variables:  $\Theta(2^k) = \Theta(n)$ . (See Fig. 6(i).)

*WCFLobDD Claim.* Consider a WCFLobDD for  $POP_n$   $W$  with  $n = 2^k$  variables and  $k$  levels. There is only a single grouping in  $W$  for each level. At level 0, the unique grouping is a don't-care grouping with  $(lw, rw) = (1, 2)$ . At each level  $l \geq 1$ , the level- $l$  grouping's A-connection and (one) B-connection both "call" the unique grouping at level  $l - 1$ . Because every level of  $W$  has only a single grouping, the WCFLobDD has  $\Theta(k) = \Theta(\log n)$  vertices and edges. (See Fig. 6(ii).)

*CFLOBDD Claim.* The terminal values of the CFLOBDD  $C$  representing  $POP_n$  would be the unique output values of the function. The terminal values of  $C$  would contain all powers of 2 from  $2^0$  to  $2^{2^k}$ ; hence  $C$  has  $2^k + 1$  terminal values and the size of  $C$  is  $\Omega(2^k) = \Omega(n)$ .

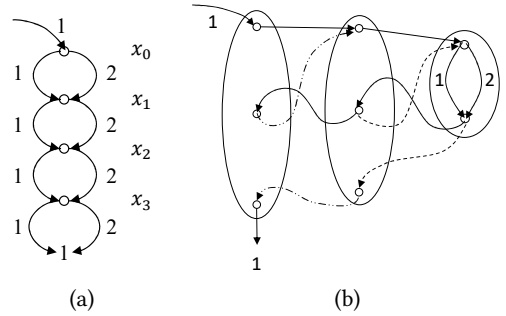


Fig. 6. Two representations of  $POP_4$  using (a) WBDDs and (b) WCFLobDDs.

Moreover, weighted decision trees, WBDDs, CFLOBDDs, and WCFLOBDDs always have the structures described above *regardless of the variable order one chooses to use*. Hence, for  $POP_n$ , WCFLOBDDs are inherently exponentially more succinct than both WBDDs and CFLOBDDs.  $\square$

#### 4 Operations on WCFLOBDDs

In this section, we discuss the algorithms for operations on WCFLOBDDs. Tab. 1 shows a table with the operations on WCFLOBDDs, along with their complexities, as well as the complexities of the corresponding WBDDs operations.

Because WCFLOBDDs are hierarchically structured, algorithms are divide-and-conquer algorithms that, for a given `InternalGrouping`, recurse on the A-connection and then the B-connections (or vice versa), thereby splitting the variables in half for each subproblem, along the following lines:

```
Op(Grouping g) {
  ... // Base case: Construct appropriate level-0 grouping
  InternalGrouping g' = new InternalGrouping(k); // k = g.level
  // Recursive calls on Op(g.AConnection) and Op(g.BConnections[i]),
  // for  $1 \leq i \leq \text{numberOfBConnections}$ , to fill in g'.AConnection and the
  // elements of array g'.BConnections with level-(k-1) Groupings
  ...
  return RepresentativeGrouping(g');
}
```

For each `InternalGrouping` constructed, the algorithms enforce the structural invariants (§3.2) on return tuples and weights (at level 0) so that the return value is a (proto-)WCFLOBDD. The algorithms use two standard techniques (mostly elided in the pseudo-code) to ensure that the amount of memory used to represent a WCFLOBDD does not blow up, and to reduce the cost of WCFLOBDD operations. *Hash consing* [18] is used to ensure that only one representative of a value exists in memory. The operation `RepresentativeGrouping` checks whether a grouping is a duplicate, and if so, discards it and returns the grouping's representative. `RepresentativeGrouping` consults a global hash-table that maintains pointers to the unique representation of each grouping. Consequently, one can test in unit time if two proto-WCFLOBDDs are equal by comparing their pointers. (As will be seen in lines [2]–[5] of Alg. 2, this ability allows some special cases to be identified quickly and helps speed up computations.)

In discussions of space costs later in this section, the “size of a WCFLOBDD” is the total number of vertices and edges—with no double-counting of vertices and edges in groupings that are shared due to hash-consing.

A *cache* for a function  $F$  is an associative-lookup table with pairs of the form  $[x, F(x)]$ , used to eliminate the cost of re-doing a previously performed computation [28]. All the algorithms on WCFLOBDDs perform function caching using the following idiom:

```
F(x) {
  if cacheF(x) ≠ NULL return cacheF(x);
  ...
  cacheF(x) = retVal; // Update the cache with the return value
  return retVal;
}
```

At the end of every algorithm, the cache is updated with the computed result, thereby allowing a redundant computation to be avoided if the algorithm is called later with the same arguments.

Operation	Type Signature	Description	Time Complexity		
			WCFLOBDD	WBDD	CFLOBDD
Equal	$\text{WCFLOBDD} \times \text{WCFLOBDD} \rightarrow \text{Boolean}$	Checks if two WCFLOBDDs are equal	$O(1)$	$O(1)$	$O(1)$
ConstantZero	$\text{Int}(k) \rightarrow \text{WCFLOBDD}$	Creates a WCFLOBDD for the function $\lambda x_0. \dots. x_{k-1}. F$	$O(k)$	$O(1)$	$O(k)$
ConstantOne	$\text{Int}(k) \rightarrow \text{WCFLOBDD}$	Creates a WCFLOBDD for the function $\lambda x_0. \dots. x_{k-1}. T$	$O(k)$	$O(1)$	$O(k)$
Projection	$\text{Int}(k) \times \text{Int}(l) \rightarrow \text{WCFLOBDD}$	Creates a WCFLOBDD for the function $\lambda x_0. \dots. x_{2^k-1}. x_i$	$O(k)$	$O(2^k)$	$O(k)$
ScalarMultiply	$\text{WCFLOBDD}(c) \times \text{Value}(v) \rightarrow \text{WCFLOBDD}$	Performs $c' = c * v$	$O(1)$	$O(1)$	$O( c  \times  c' )$
Pointwise Multiplication (Hadamard product $\odot$ )	$\text{WCFLOBDD}(c_1) \times \text{WCFLOBDD}(c_2) \rightarrow \text{WCFLOBDD}$	Performs $c' = c_1 \odot c_2$	$O( c_1  \times  c_2  \times  c' )$	$O( c_1 _B \times  c_2 _B)$	$O( c_1  \times  c_2  \times  c' )$
Pointwise Addition	$\text{WCFLOBDD}(c_1) \times \text{WCFLOBDD}(c_2) \rightarrow \text{WCFLOBDD}$	Performs $c' = c_1 + c_2$	$O(2^{\text{vars}})$	$O(2^{\text{vars}})$	$O( c_1  \times  c_2  \times  c' )$
PathWeight	$\text{WCFLOBDD}(c) \rightarrow \text{WCFLOBDD}$	Computes the weight of paths to every exit vertex of every grouping	$O( c )$	$O( c _B)$	$O( c )$
Sampling	$\text{WCFLOBDD}(c) \rightarrow \text{String}$	Samples a path from $c$	$O(\max(\text{vars},  c ))$	$O(\max(\text{vars},  c _B))$	$O(\max(\text{vars},  c ))$
KroneckerProduct	$\text{WCFLOBDD}(c_1) \times \text{WCFLOBDD}(c_2) \rightarrow \text{WCFLOBDD}$	Performs $c' = c_1 \otimes c_2$	$O(1)$	$O( c_1 _B)$	$O\left(\binom{ c_1  +  c_2 }{+ c_1 \text{ #exits} \times c_2 \text{ #exits}} \times  c' \right)$
MatrixMultiply	$\text{WCFLOBDD}(c_1) \times \text{WCFLOBDD}(c_2) \rightarrow \text{WCFLOBDD}$	Performs $c' = c_1 \times c_2$ for matrices of size $N \times N$	$O(N^3)$ , plus the time for a final call to Reduce	$O(N^3)$	$O(N^3)$ , plus the time for a final call to Reduce

Table 1. List of operations on WCFLOBDDs, WBDDs and CFLOBDDs;  $\text{vars}$  denotes the number of Boolean variables ( $= 2^k$ , where  $k$  is the number of levels of the WCFLOBDD). The size measure  $|\cdot|$  counts the number of vertices and edges—with no double-counting of vertices and edges in groupings that are shared due to hash-consing. In the column for the time complexities of WBDD operations, an occurrence of  $c$  refers to a WBDD argument of the operation, and  $|c|_B$  denotes the size of WBDD  $c$  (the number of nodes and edges). Note that the complexity of MatrixMultiply is in terms of the sizes of the matrices represented by  $c_1$  and  $c_2$ , and not the sizes of the data structures  $c_1$  and  $c_2$ , plus the cost of an added “final call to Reduce.” The latter cost depends on the sizes of the structures that are input to and output from Reduce. That is, the complexity of  $c' = \text{Reduce}(c)$  is  $O(|c'| \times |c|)$ . Because it is difficult to combine the complexity of the symbolic matrix-multiplication computation and that of Reduce, we broke out the cost of Reduce as a separate item.

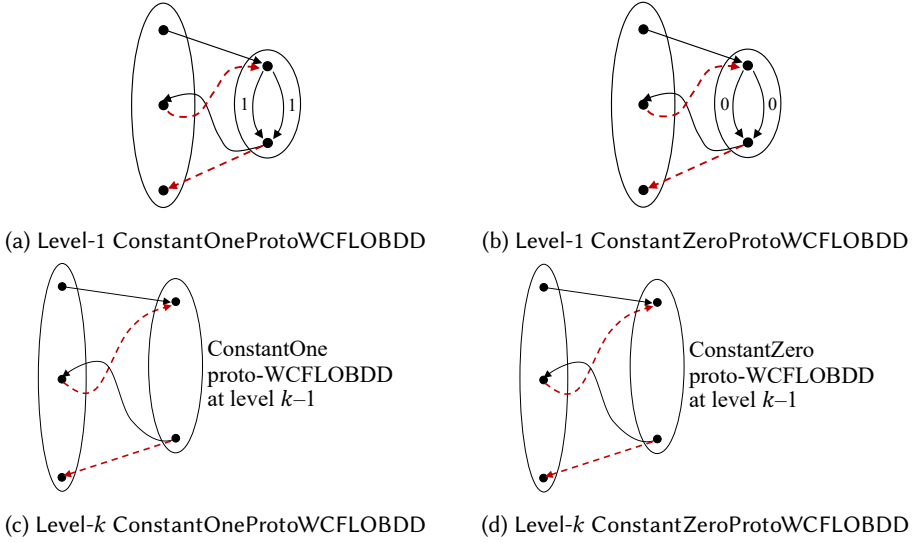


Fig. 7. ConstantOneProtoWCFLOBDD and ConstantZeroProtoWCFLOBDD for levels 1 and  $k > 1$ .

**Constant Functions.** Fig. 7 shows the proto-WCFLOBDDs for the constant functions  $f_0(x) = \lambda x. \bar{0}$  and  $f_1(x) = \lambda x. \bar{1}$  (ConstantZero and ConstantOne, respectively). These proto-WCFLOBDDs each have just one kind of level-0 grouping. Their value tuples are  $[\bar{0}]$  and  $[\bar{1}]$ , respectively.

**Projection Function.** Create a level- $k$  proto-WCFLOBDD  $g$  for the function  $f(k, i) \stackrel{\text{def}}{=} \lambda x_0 \dots x_{2^k-1}. x_i$ . If  $i < 2^{k-1}$ ,  $g$ 's A-connection is a proto-WCFLOBDD for  $f(k-1, i)$ , and  $g$  has two middle vertices. If  $i \neq 0$ , then the 1<sup>st</sup> B-connection of  $g$  is ConstantOne and the 2<sup>nd</sup> B-connection is ConstantZero; if  $i = 0$ , the B-connections are the opposite. If  $i \geq 2^{k-1}$ ,  $g$ 's A-connection is ConstantOne and  $g$  has one middle vertex;  $g$ 's only B-connection is a proto-WCFLOBDD for  $f(k-1, i - 2^{k-1})$ . In all cases,  $g$  has two exit vertices; they lead to the value tuple  $[\bar{1}, \bar{0}]$  in all cases except for  $i = 0$ , when they lead to  $[\bar{0}, \bar{1}]$ .

**Unary Operations. Scalar Multiplication.** Given a scalar  $v \in \mathcal{D}$  and WCFLOBDD  $C = \langle fw, g, vt \rangle$

for function  $f$ , the WCFLOBDD for  $\lambda x. (v \cdot f(x))$  is  $C' = \begin{cases} \langle v \cdot fw, g, vt \rangle & v \neq \bar{0} \\ \text{ConstantZero} & v = \bar{0} \end{cases}$

**Pointwise Binary Operations.** A binary operation  $op$  works *pointwise* if, for two functions  $f$  and  $g$ ,  $f op g \stackrel{\text{def}}{=} \lambda x. f(x) op g(x)$ . We discuss  $op \in \{\cdot, +\}$ . The algorithms operate on WCFLOBDDs that are parametrized on the semi-field  $\mathcal{D}$ , and hence, the operations  $\cdot$  and  $+$  are specific to  $\mathcal{D}$ .

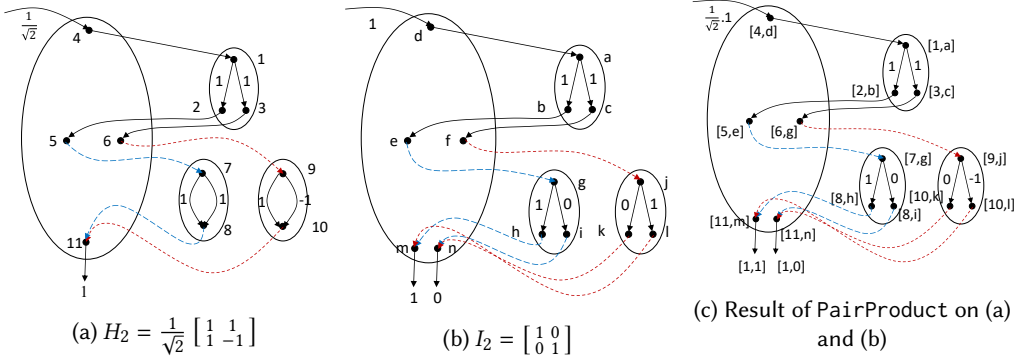
**Pointwise Multiplication (Alg. 1).** Given the WCFLOBDDs for functions  $f$  and  $g$ , the goal is to create the WCFLOBDD for their pointwise product,  $f \cdot g$ . Let  $c_1 = \langle fw_1, g_1, v_1 \rangle$  and  $c_2 = \langle fw_2, g_2, v_2 \rangle$  be the WCFLOBDDs that represent  $f$  and  $g$ , respectively. As with BDDs, such operations on WCFLOBDDs can be implemented via a two-step process: (i) create a cross-product of  $c_1$  and  $c_2$ , and (ii) perform a reduction step on the result of step (i). The cross-product (called PairProduct) is performed recursively on the A-connection groupings, followed by the B-connection groupings (see Fig. 8 and Alg. 2). The cross-product of two groupings yields a tuple of the form  $(g, [pt])$ , where  $g$  is the resultant grouping and  $pt$  is a sequence of index-pairs. The index-pairs in  $pt$  indicate the

**Algorithm 1:** Pointwise Multiplication**Input:** WCFLobDDs  $n1 = \langle fw1, g1, vt1 \rangle$ ,  $n2 = \langle fw2, g2, vt2 \rangle$ **Output:** WCFLobDD  $n = n1 \cdot n2$ 

```

1 begin
  // Perform cross product
2  Grouping×PairTuple [g,pt] = PairProduct(g1,g2);
3  ValueTuple deducedValueTuple = [ vt1[i1] · vt2[i2] : [i1,i2] ∈ pt ];
  // Collapse duplicate leaf values, folding to the left
4  Tuple×Tuple [inducedValueTuple,inducedReductionTuple] =
    CollapseClassesLeftmost(deducedValueTuple);
5  Grouping×Weight [g',fw] = Reduce(g, inducedReductionTuple, deducedValueTuple);
6  WCFLobDD n = RepresentativeCFlobDD(fw · fw1 · fw2, g', inducedValueTuple);
7  return n;
8 end

```

Fig. 8. Illustration of PairProduct of the WCFLobDDs for the matrices  $H_2$  and  $I_2$ .

B-connection groupings on which cross-product operations need to be performed. Fig. 8(c) shows the cross-product of the WCFLobDDs that represent  $H_2 = \frac{1}{\sqrt{2}} \begin{bmatrix} 1 & 1 \\ 1 & -1 \end{bmatrix}$  and  $I_2 = \begin{bmatrix} 1 & 0 \\ 0 & 1 \end{bmatrix}$ .

At level-0 and the topmost level, the PairProduct algorithm performs the following steps:

- Level-0: Let the two level-0 groupings be  $g_1^0$  with weights  $(lw_1, rw_1)$  and  $g_2^0$  with weights  $(lw_2, rw_2)$ . The return value is a new level-0 grouping  $g$ , with weights  $(lw_1 \cdot lw_2, rw_1 \cdot rw_2)$ , along with a sequence of index-pairs on which the cross-product is performed next. For example, if  $g_1^0$  is a fork-grouping and  $g_2^0$  is a don't-care grouping, then  $pt = [(1, 1), (2, 1)]$ .
- Topmost level: If  $(g, pt)$  is returned after performing the cross-product, the indices in  $pt$  are indices into the value tuples of  $c_1$  and  $c_2$ . A new value tuple  $v$  is constructed accordingly. For instance, if  $v_1 = [\bar{1}, \bar{0}]$ ,  $v_2 = [\bar{0}, \bar{1}]$ , and  $pt = [(1, 1), (1, 2), (2, 1)]$ , then  $v$  is  $[(v_1[1] \cdot v_2[1]), (v_1[1] \cdot v_2[2]), (v_1[2] \cdot v_2[1])] = [\bar{1} \cdot \bar{0}, \bar{1} \cdot \bar{0}, \bar{0} \cdot \bar{0}] = [\bar{0}, \bar{1}, \bar{0}]$ .

When the resulting value tuple has duplicate entries, such as  $v = [\bar{0}, \bar{1}, \bar{0}]$  in the example above, it is necessary to perform a reduction step, Reduce (Alg. 4 in §A.1), to maintain the WCFLobDD structural invariants. In this case, Reduce folds together the first and third exit vertices of  $g$ , which are both mapped to  $\bar{0}$  by  $v$ . In Alg. 1, the information that directs the reduction step is obtained by calling CollapseClassesLeftmost (Alg. 3), which returns two tuples: inducedValueTuple (here,  $[\bar{0}, \bar{1}]$ ) and inducedReductionTuple (here,  $[1, 2, 1]$ ): inducedValueTuple consists of the leftmost occurrences of  $\bar{0}$  and  $\bar{1}$  in  $v$ , in the same left-to-right order in which they occur in  $v$ ; inducedReductionTuple



**Algorithm 2:** PairProduct**Input:** Groupings  $g_1, g_2$ **Output:** Grouping  $g$ ; product of  $g_1$  and  $g_2$ ; PairTuple  $ptAns$ : tuple of pairs of exit vertices

```

1 begin
2   if  $g_1$  and  $g_2$  are both ConstantOneProtoCFLOBDD then return [  $g_1, [[1,1]]$  ];
3   if  $g_1$  or  $g_2$  is ConstantZeroProtoCFLOBDD then return [ ConstantZeroProtoCFLOBDD( $g_1.level$ ),
4     [[1,1]] ];
5   if  $g_1$  is ConstantOneProtoCFLOBDD then return [  $g_2, [[1,k] : k \in [1..g_2.numberOfExits]]$  ];
6   if  $g_2$  is ConstantOneProtoCFLOBDD then return [  $g_1, [[k,1] : k \in [1..g_1.numberOfExits]]$  ];
7   // Elided: similar cases for other base cases, with appropriate pairings of
8     exit vertices
9   if  $g_1$  and  $g_2$  are fork groupings then
10    | ForkGrouping  $g =$  new ForkGrouping( $g_1.lw \cdot g_2.lw, g_1.rw \cdot g_2.rw$ );
11    | return [  $g, [[1,1],[2,2]]$  ];
12  end
13  // Pair the A-connections
14  Grouping×PairTuple [ $g_A, ptA$ ] = PairProduct( $g_1.AConnection, g_2.AConnection$ );
15  InternalGrouping  $g =$  new InternalGrouping( $g_1.level$ );
16   $g.AConnection = g_A$ ;
17   $g.AReturnTuple = [1..|ptA|]$ ; // Represents the middle vertices
18   $g.numberOfBConnections = |ptA|$ ;
19  // Pair the B-connections, but only for pairs in  $ptA$ 
20  // Descriptor of pairings of exit vertices
21  Tuple  $ptAns = []$ ;
22  // Create a B-connection for each middle vertex
23  for  $j \leftarrow 1$  to  $|ptA|$  do
24    Grouping×PairTuple [ $g_B, ptB$ ] = PairProduct( $g_1.BConnections[ptA(j)(1)],$ 
25       $g_2.BConnections[ptA(j)(2)]$ );
26     $g.BConnections[j] = g_B$ ;
27    // Create  $g.BReturnTuples[j]$ , and augment  $ptAns$  as necessary
28     $g.BReturnTuples[j] = []$ ;
29    for  $i \leftarrow 1$  to  $|ptB|$  do
30       $c1 = g_1.BReturnTuples[ptA(j)(1)](ptB(i)(1))$ ; // a  $g_1$  exit
31       $c2 = g_2.BReturnTuples[ptA(j)(2)](ptB(i)(2))$ ; // a  $g_2$  exit
32      if [ $c1, c2$ ]  $\in ptAns$  then // Not a new exit vertex of  $g$ 
33        | index = the  $k$  such that  $ptAns(k) == [c1, c2]$ ;
34        |  $g.BReturnTuples[j] = g.BReturnTuples[j] || index$ ;
35      else // Identified a new exit vertex of  $g$ 
36        |  $g.numberOfExits = g.numberOfExits + 1$ ;
37        |  $g.BReturnTuples[j] = g.BReturnTuples[j] || g.numberOfExits$ ;
38        |  $ptAns = ptAns || [c1, c2]$ ;
39      end
40    end
41  end
42  end
43  return [RepresentativeGrouping( $g$ ),  $ptAns$ ];
44 end

```

**Algorithm 3:** CollapseClassesLeftmost

---

**Input:** Tuple equivClasses  
**Output:** Tuple×Tuple [projectedClasses, renumberedClasses]

```

1 begin
  // Project the tuple equivClasses, preserving left-to-right order, retaining
  // the leftmost instance of each class
2  Tuple projectedClasses = [equivClasses(i) : i ∈ [1..|equivClasses|] | i = min{j ∈ [1..|equivClasses|] |
  // equivClasses(j) = equivClasses(i)}];
  // Create tuple in which classes in equivClasses are renumbered according to
  // their ordinal position in projectedClasses
3  Map orderOfProjectedClasses = {[x,i]: i ∈ [1..|projectedClasses|] | x = projectedClasses(i)};
4  Tuple renumberedClasses = [orderOfProjectedClasses(v) : v ∈ equivClasses];
5  return [projectedClasses, renumberedClasses];
6 end

```

---

indicates where each occurrence of  $\bar{0}$  and  $\bar{1}$  in  $v$  is mapped to in inducedValueTuple. Reduce traverses  $g$  backwards to create  $g'$ , a reduced version of  $g$  that, together with inducedValueTuple as its terminal values, satisfies the WCFLOBDD structural invariants. The result from  $c_1 \cdot c_2$  is the WCFLOBDD  $\langle fw_1 \cdot fw_2, g', \text{inducedValueTuple} \rangle$ .

Just as there can be multiple occurrences of a given node in a BDD, there can be multiple occurrences of a given grouping in a WCFLOBDD. To avoid a blow-up in costs, binary operations need to avoid making repeated calls on a given pair of groupings  $h_1 \in c_1$  and  $h_2 \in c_2$ . Assuming that the hashing methods used for hash-consing and function caching run in expected unit-cost time, the cost of PairProduct is bounded by the product of the sizes of the two-argument WCFLOBDDs, and the cost of Reduce is bounded by the product of the sizes of its input and output WCFLOBDDs.

*Pointwise Addition (Algs. 6 and 7 in §A.3).* Given the WCFLOBDDs  $f = \langle fw_1, h_1, v_1 \rangle$  and  $g = \langle fw_2, h_2, v_2 \rangle$ , the goal is to create the WCFLOBDD for their pointwise sum,  $f + g$ . The algorithm performs a kind of “weighted” cross-product of  $f$  and  $g$ . The algorithm is similar to the one for pointwise multiplication, but with a few embellishments—in particular, weights are aggregated at each level and used in the recursive computation at the next level. The weighted cross-product construction is performed recursively on the A-connections, followed by additional recursive calls on the B-connections according to sets of B-connection indices included in the answer returned from the call on the A-connections. In addition to two groupings,  $g_1$  and  $g_2$ , the cross-product also takes as input two weights,  $p_1$  and  $p_2$ . To get things started, the top-level call is WeightedPairProduct( $h_1, h_2, fw_1, fw_2$ ).

The return value takes the form  $[g, pt]$ , where  $g$  is a grouping that is temporary (and later will be updated with actual weights) and  $pt$  is a sequence of tuples of the form  $\langle (q_1, i_1), (q_2, i_2) \rangle$ . Values such as  $i_1$  and  $i_2$  are exit-vertex indices—used to determine what further recursive calls to invoke—and  $q_1$  and  $q_2$  are weights that play the role of  $p_1$  and  $p_2$  in those recursive calls—i.e., WeightedPairProduct( $\_, \_, q_1, q_2$ ), where the groupings used as the first and second arguments are based on  $i_1$  and  $i_2$ , respectively.

*Level 0:* Base-case processing happens at level 0. Let the two level-0 groupings be  $g_1^0$  with weights  $(lw_1, rw_1)$  and  $g_2^0$  with weights  $(lw_2, rw_2)$ . Suppose that the input weights are  $p_1$  and  $p_2$ . A new level-0 grouping  $g$  is created with weights  $(x_1, x_2)$ , where  $x_1 = \bar{1}$  in all cases except when  $p_1 \cdot lw_1 = \bar{0}$ , in which case  $x_1 = \bar{0}$ , and  $x_2 = \bar{1}$  in all cases except when  $p_2 \cdot lw_2 = \bar{0}$ , in which case  $x_2 = \bar{0}$ . The return values are  $g$  and  $pt$ , where  $pt$  contains two tuples indicating which cross-products are to be

performed subsequently. The following table shows how  $pt$  is constructed:

$g_1^0$	$g_2^0$	$pt$
DontCareGrouping	DontCareGrouping	$\langle\langle(p_1 \cdot lw_1, 1), (p_2 \cdot lw_2, 1)\rangle, \langle(p_1 \cdot rw_1, 1), (p_2 \cdot rw_2, 1)\rangle\rangle$
ForkGrouping	DontCareGrouping	$\langle\langle(p_1 \cdot lw_1, 1), (p_2 \cdot lw_2, 1)\rangle, \langle(p_1 \cdot rw_1, 2), (p_2 \cdot rw_2, 1)\rangle\rangle$
DontCareGrouping	ForkGrouping	$\langle\langle(p_1 \cdot lw_1, 1), (p_2 \cdot lw_2, 1)\rangle, \langle(p_1 \cdot rw_1, 1), (p_2 \cdot rw_2, 2)\rangle\rangle$
ForkGrouping	ForkGrouping	$\langle\langle(p_1 \cdot lw_1, 1), (p_2 \cdot lw_2, 1)\rangle, \langle(p_1 \cdot rw_1, 2), (p_2 \cdot rw_2, 2)\rangle\rangle$

*Topmost level:* Suppose that  $(fg, pt)$  is returned by the top-level call on `WeightedPairProduct`. Some post-processing takes place to set up an appropriate call on `Reduce`. In each tuple  $\langle\langle(q_1, i_1), (q_2, i_2)\rangle\rangle$  in  $pt$ ,  $i_1$  and  $i_2$  are indices into the value tuples  $v_1$  and  $v_2$ , respectively, of  $f$  and  $g$ . For instance, if  $v_1 = [\bar{1}, \bar{0}]$ ,  $v_2 = [\bar{1}]$ , and  $pt = [\langle\langle(d_1, 1), (d_2, 1)\rangle, \langle\langle(d_3, 2), (d_4, 1)\rangle\rangle]$ , where  $d_1, d_2, d_3, d_4 \in \mathcal{D}$ , then a tuple  $v$  is created:  $v = [(d_1 \cdot v_1[1] + d_2 \cdot v_2[1]), (d_3 \cdot v_1[2] + d_4 \cdot v_2[1])] = [d_1 + d_2, d_4]$ .  $fg$  is then reduced with respect to  $v$ , i.e.,  $v$  is propagated through  $fg$  to create  $fg'$  so that (i) the edges of level-0 groupings in  $fg'$  hold appropriate weights, and (ii)  $fg'$  satisfies the structural invariants of Defn. 3.5. The reduction operation also returns the new factor weight  $fw'$ . For our example, assuming that neither  $d_1 + d_2$  nor  $d_4$  is  $\bar{0}$ , the overall top-level tuple of terminal values would be  $v' = [\bar{1}]$ :  $v'$  is obtained from  $v$  by replacing every non-zero element in  $v$  with  $\bar{1}$ —to obtain  $v'' = [\bar{1}, \bar{1}]$ —and then  $v'$  retains only the first occurrences of the different values in  $v''$ . The resultant WCFLOBDD is  $h = f + g = \langle fw', fg', v' \rangle$ .

The pseudo-code is given as Algs. 6 and 7 in §A.3. Note that several optimizations can be performed for special cases, such as `ConstantZero` or cases when both groupings are equal, to avoid performing a traversal of all the levels of groupings.

**Representing Matrices and Vectors.** When matrices are represented with WCFLOBDDs, the variables correspond to the bits of the matrix's row and column indices. For a matrix  $M$  of size  $2^n \times 2^n$ , the WCFLOBDD representation has  $2n$  variables  $(x_0, \dots, x_{n-1})$  and  $(y_0, \dots, y_{n-1})$ , where the  $x$ -variables are the row-index bits and the  $y$ -variables are the column-index bits. Typically, we use a variable ordering in which the  $x$  and  $y$  variables are interleaved,  $x_0$  and  $y_0$  are the most-significant bits, and  $x_{n-1}$  and  $y_{n-1}$  are the least-significant bits. The nice property of this ordering is that, as we work through each pair of variables in an assignment, the matrix elements that remain “in play” represent a sub-block of  $M$ .

When vectors of size  $2^n \times 1$  are represented using WCFLOBDDs, the variables  $(x_0, \dots, x_{n-1})$  correspond to the bits of the vector's row index. Typically,  $x_0$  is the most-significant bit and  $x_{n-1}$  is the least-significant bit.

**Kronecker Product.** Consider two matrices  $M_1$  and  $M_2$  represented by WCFLOBDDs  $c_1 = \langle fw_1, g_1, v_1 \rangle$  and  $c_2 = \langle fw_2, g_2, v_2 \rangle$ . Their Kronecker product  $M = M_1 \otimes M_2$  is performed by using the “procedure-call” mechanism of WCFLOBDDs to “stack” the Boolean variables of  $c_1$  on top of those of  $c_2$ . If  $c_1$  or  $c_2$  is `ConstantZero`, then  $g = \text{ConstantZero}$ . Otherwise, a new grouping  $g$  is created with  $g_1$  as the A-connection of  $g$ , and  $g_2$  as the B-connection(s) of  $g$ . If there exists an exit vertex  $e$  of  $g_1$  that has a terminal value of  $\bar{0}$ , then the middle vertex of  $g$  that is connected to  $e$  has a B-connection to a `ConstantZeroProtoWCFLOBDD`. The terminal values of  $g$  are as follows:

$$v = \begin{cases} v_2 & \text{if } v_1 == [\bar{1}] \text{ (i.e., no such } e \text{ exists)} \\ [\bar{0}, \bar{1}] & \text{if } e \text{ is the } 1^{st} \text{ exit vertex of } g_1 \\ [\bar{1}, \bar{0}] & \text{if } e \text{ is the } 2^{nd} \text{ exit vertex of } g_1 \text{ and } v_2 = [\bar{1}] \\ v_2 & \text{otherwise} \end{cases}$$

The resultant WCFLOBDD  $c = c_1 \otimes c_2$  is  $\langle fw_1 \cdot fw_2, g, v \rangle$ .

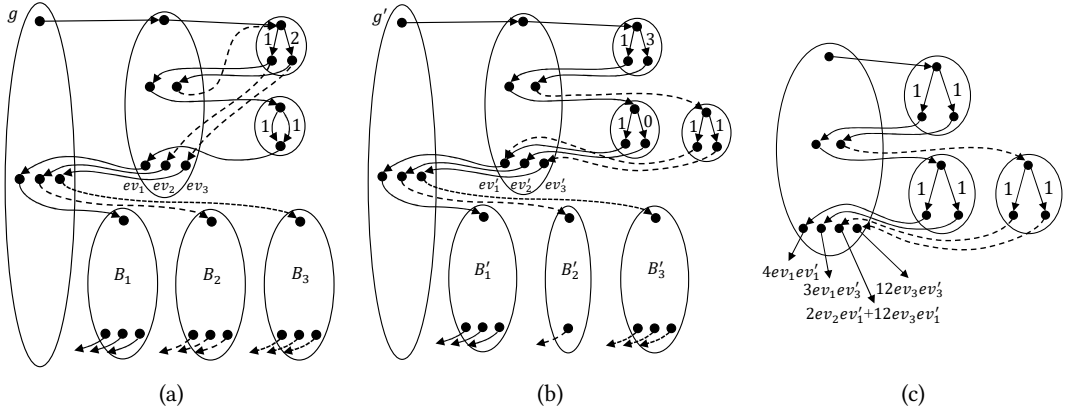


Fig. 9. Illustration of how bilinear polynomials over exit vertices of lower-level groupings arise in matrix multiplication. (a) Left argument of  $g \times g'$ ; (b) right argument of  $g \times g'$ ; (c) the level-1 structure that is constructed in the level-1 subproblem  $g.AConnection \times g'.AConnection$ .

**Matrix Multiplication.** Matrix multiplication is performed by a recursive divide-and-conquer algorithm, where the divide step performs a block decomposition that reduces the problem size to  $\sqrt{N} \times \sqrt{N}$ , and the (recursive) conquer step is similar to the standard cubic-time algorithm. In such a divide-and-conquer algorithm, one solves subproblems on A-connections and then B-connections.<sup>2</sup> In essence, one splits on half of the Boolean variables, which leads to  $O(\sqrt{N})$  problems, each of size  $O(\sqrt{N})$  [37, Fig. 12].

Consider two  $N \times N$  matrices  $P$  and  $P'$ , represented by WCFLOBDDs  $C = \langle fw, g, v \rangle$  and  $C' = \langle fw', g', v' \rangle$  using the interleaved-variable order. The A-connections of  $g$  and  $g'$  represent the commonalities in sub-blocks of  $P$  and  $P'$ , respectively, of size  $\sqrt{N} \times \sqrt{N}$  and the B-connections of  $g$  and  $g'$  represent the sub-matrices of  $P$  and  $P'$ , respectively, of size  $\sqrt{N} \times \sqrt{N}$ . The matrix-multiplication algorithm is recursively called on the A-connections of  $g$  and  $g'$ , followed by the B-connections, based on information returned by the call on the A-connections, and then possibly some matrix-addition operations.

The challenge that we face is that at all levels below top-level, various sub-matrices of the left argument need to be multiplied by various sub-matrices of the right argument, and added together. However, for the computation performed at a given level of the WCFLOBDD, the algorithm has neither values nor sub-matrices at hand. Those (unknown) sub-matrices correspond to the exit vertices of the groupings that the current invocation of the algorithm was passed as the left and right arguments. Call these sets of exit vertices  $EV$  and  $EV'$ , respectively. We can use the elements of  $EV$  and  $EV'$  as variables, and compute non-top-level matrix multiplications symbolically. It turns out that the symbolic information we need to keep takes the form of bilinear polynomials over  $EV$  and  $EV'$ , consisting of summands of the form  $c \cdot ev_i \cdot ev'_j$ , where  $ev_i \in EV$  and  $ev'_j \in EV'$ .

*Example 4.1.* Fig. 9 illustrates of how such bilinear polynomials over exit vertices arise in matrix multiplication. Fig. 9(a) and (b) show level-2 groupings,  $g$  and  $g'$ , which are the left-hand and right-hand arguments of a matrix-multiplication (sub)problem. The first step of this multiplication problem is to symbolically multiply the level-1 groupings  $g.AConnection$  and  $g'.AConnection$ . In Fig. 9(a) and (b), when considered as  $2 \times 2$  matrices over their respective exit vertices,  $[ev_1, ev_2, ev_3]$  and  $[ev'_1, ev'_2, ev'_3]$ ,  $g.AConnection$  and  $g'.AConnection$  are the matrices of bilinear functions shown

<sup>2</sup>Some other divide-and conquer algorithms on WCFLOBDDs solve subproblems on B-connections and then A-connections.

on the left side of Eqn. (2):

$$\begin{bmatrix} ev_1 & ev_1 \\ 2ev_2 & 4ev_3 \end{bmatrix} \times \begin{bmatrix} ev'_1 & 0ev'_2 \\ 3ev'_1 & 3ev'_3 \end{bmatrix} = \begin{bmatrix} 4ev_1ev'_1 & 3ev_1ev'_3 \\ 2ev_2ev'_1 + 12ev_3ev'_1 & 12ev_3ev'_3 \end{bmatrix} \quad (2)$$

Fig. 9(c) shows the level-1 preliminary structure that is constructed after multiplying  $g$ .AConnection and  $g'$ .AConnection. This structure represents the matrix on the right-hand side of Eqn. (2). Each exit vertex of Fig. 9(c) is associated with a bilinear polynomial consisting of summands of the form  $c \cdot ev_i \cdot ev'_j$ , where  $ev_i \in EV$  and  $ev'_j \in EV'$ . (In essence, the structure is a CFLOBDD with a bilinear polynomial for each terminal value.) The interpretation of the bilinear monomials from Fig. 9(c) leads to five B-connection multiplications being performed:  $B_1 \times B'_1$ ,  $B_1 \times B'_3$ ,  $B_2 \times B'_1$ ,  $B_3 \times B'_1$ , and  $B_3 \times B'_3$ . Each multiplication produces a structure that is similar to the one shown in Fig. 9(c). Five scalar multiplications and one matrix addition are then performed. These last steps again produce bilinear polynomials because bilinear polynomials are closed under linear arithmetic (see Eqn. (3)).

The matrix-multiplication algorithm works recursively level-by-level, creating WCFLBDDs for which the entries in the value tuples are bilinear polynomials. We call such value tuples *MatMultTuples*. A *MatMultTuple* is a sequence of bilinear polynomials over the exit vertices of two groupings  $g_1$  and  $g_2$ . Each bilinear polynomial  $bp$  is a map from a pair of exit-vertex indices to a coefficient (which is a value in  $\mathcal{D}$ ):  $bp \in BP_{EV, EV'} \stackrel{\text{def}}{=} (EV \times EV') \rightarrow \mathcal{D}$ , where  $EV, EV'$  are the sets of exit vertices of  $g_1$  and  $g_2$ . To perform linear arithmetic on bilinear polynomials, we define

$$\begin{aligned} \bar{0}_{BP} &\stackrel{\text{def}}{=} BP & \bar{0}_{BP} &\stackrel{\text{def}}{=} \lambda(ev, ev') \cdot \bar{0} \\ + : BP \times BP &\rightarrow BP & bp_1 + bp_2 &\stackrel{\text{def}}{=} \lambda(ev, ev') \cdot bp_1(ev, ev') + bp_2(ev, ev') \\ \cdot : \mathcal{D} \times BP &\rightarrow BP & n \cdot bp &\stackrel{\text{def}}{=} \lambda(ev, ev') \cdot n \cdot bp(ev, ev') \end{aligned} \quad (3)$$

The base case is for two level-1 proto-WCFLBDDs, which correspond to a pair of  $2 \times 2$  matrices. The left and right decision-edges of a level-1 proto-WCFLBDD's level-0 groupings hold weights, which serve as coefficients of *linear* functions in the entries of each of the  $2 \times 2$  matrices. The result of multiplying two level-1 proto-WCFLBDDs introduces bilinear polynomials.<sup>3</sup> Operationally, a bilinear polynomial can be represented by a set of triples of the form  $\{\dots, [(i, j), c], \dots\}$ , where  $[(i, j), c]$  represents a term of the form  $c \cdot ev_i \cdot ev'_j$ .

*Example 4.2.* Returning to Ex. 4.1, each entry in the matrix on the right-hand side of Eqn. (2) can be represented by a set of triples.

$$\begin{bmatrix} \{(1, 1), 4\} & \{(1, 3), 3\} \\ \{(2, 1), 2\}, \{(3, 1), 12\} & \{(3, 3), 12\} \end{bmatrix}$$

The *MatMultTuple* is the listing of exit vertices for interleaved-variable order:

$$[\{(1, 1), 4\}, \{(1, 3), 3\}, \{(2, 1), 2\}, \{(3, 1), 12\}, \{(3, 3), 12\}].$$

More abstractly, the function  $bp$  holds the coefficients of the bilinear polynomial over variable pairs  $\{ev \in EV\} \times \{ev' \in EV'\}$ , and  $bp$  implicitly denotes the expression

$$\sum_{ev \in EV \times ev' \in EV'} bp(ev, ev') \cdot ev \cdot ev'.$$

As symbolic matrix multiplication is performed, a key operation is to “evaluate” a bilinear polynomial with respect to a binding of exit-vertices to (other) bilinear polynomials. So why don't we get quartic polynomials, and then even higher-degree polynomials? Because all operations are performed on bilinear polynomials over the same variable sets (i.e., sets of exit vertices). Consider

<sup>3</sup>As explained shortly, more complicated polynomials do not arise at levels 2, 3, ...

again Fig. 9(c) and the bilinear polynomials associated with each exit vertex. Each such polynomial can be considered to be a bilinear polynomial over the middle vertices of  $g$  and  $g'$ , and thus consists of terms of the form  $c \cdot m_i \cdot m'_j$ . Each such term is treated as a directive to multiply  $g$ .BConnections[ $i$ ] and  $g'$ .BConnections[ $j$ ].

For instance, the third exit vertex of Fig. 9(c) has the associated bilinear polynomial  $pA = 2ev_2ev'_1 + 12ev_3ev'_1$ . The first term,  $2ev_2ev'_1$ , is evaluated with respect to the binding  $[ev_2 \mapsto B_2, ev'_1 \mapsto B'_1]$ , leading to  $B_2 \times B'_1$ ; the second term,  $12ev_3ev'_1$ , is evaluated with respect to the binding  $[ev_3 \mapsto B_3, ev'_1 \mapsto B'_1]$ , leading to  $B_3 \times B'_1$ . A multiplication of  $g$ .BConnections[ $i$ ] and  $g'$ .BConnections[ $j$ ] produces a matrix  $m^{i,j}$  whose  $(k, l)^{th}$  entry is a bilinear polynomial  $pB_{k,l}^{i,j}$  over the exit vertices of  $g$ .BConnections[ $i$ ] and  $g'$ .BConnections[ $j$ ]. Now—and this observation is the key reason why everything stays bilinear— $g$ .BReturnTuples[ $i$ ] and  $g'$ .BReturnTuples[ $j$ ] are used to convert  $pB_{k,l}^{i,j}$  into a bilinear polynomial  $p_{k,l}^{i,j}$  over the *exit vertices of  $g$  and  $g'$* . Consequently, the remaining steps of “evaluating”  $pA$ —multiplying a bilinear polynomial such as  $p_{k,l}^{i,j}$  by a constant and addition of bilinear polynomials—are all performed on bilinear polynomials with the same variable sets, namely, the exit vertices of  $g$  and  $g'$ . Bilinear polynomials are closed under these operations (Eqn. (3)).

At top level, we form a preliminary value tuple  $w$  by evaluating each bilinear polynomial  $bp$  in the top-level *MatMultTuple* as follows:

$$\langle v, v' \rangle (bp) \stackrel{\text{def}}{=} \sum \{ bp(ev, ev') \cdot v(ev) \cdot v'(ev') \mid ev \in EV, ev' \in EV' \}$$

By structural invariant (10), the value tuple  $\tilde{w}$  of the answer WCFLOBDD must be one of  $\{[\bar{0}], [\bar{1}], [\bar{0}, \bar{1}], [\bar{1}, \bar{0}]\}$ . Thus,  $\tilde{w}$  is constructed from  $w$  by replacing all non- $\bar{0}$  entries of  $w$  with  $\bar{1}$  and removing duplicates. To ensure that the final answer satisfies the WCFLOBDD structural invariants, Reduce is called (Alg. 4 in §A.1), which is passed the pattern of repeated values in  $w$  (along with  $w$  itself).

Certain optimizations can be performed to avoid traversing all the levels of the argument groupings: when at least one argument is ConstantZero, then all paths have weight  $\bar{0}$ , and the computation can be short-circuited. Similarly, when one of the arguments is the identity matrix, we can return the other argument.

**Sampling.** A WCFLOBDD with no non-negative edge weights can be considered to represent a discrete distribution over the set of assignments to the Boolean variables. An assignment—or equivalently, the corresponding matched path—is considered to be an elementary event. The probability of a matched path  $p$  is the weight of  $p$  divided by the sum of the weights of all matched paths of the WCFLOBDD.

*Weight Computation.* To sample an assignment from a WCFLOBDD, we first compute the weight corresponding to every exit vertex of every grouping  $g$ : the weight of the  $i^{th}$  exit vertex of grouping  $g$  is the sum of weights of all paths leading to  $i$  from the entry vertex of  $g$ . This information at every grouping  $g$  is computed by recursively calling  $g$ 's A-connection and B-connection groupings and using the information to compute the information for  $g$ .

At level-0 (base case), if  $g$  is a DontCareGrouping, the weight of the exit vertex is the sum of the weights of the two edges, ( $lw + rw$ ). If  $g$  is a ForkGrouping, the weight of exit vertex 1 is  $lw$ , and the weight of exit vertex 2 is  $rw$ .

*Sampling.* To sample an assignment  $a$  from the probability distribution represented by a WCFL-OBDD, half of the assignment,  $a_A$ , is sampled recursively from the A-connection, and the other half,  $a_B$ , is sampled recursively from one of the B-connections, where  $a = a_A \parallel a_B$ . Consider the outermost grouping  $g$  and a given exit vertex  $i$ . For each middle vertex  $m$  of  $g$ , the sum of weights of the matched paths from the entry vertex of  $g$  to  $i$  that passes through  $m$  forms a distribution

$D$  on  $g$ 's middle vertices (see Eqn. (4), §A.6). To sample a matched path that leads to  $i$  we (i) first sample the index ( $m_{index}$ ) of a middle vertex of  $g$  according to  $D$ , (ii) recursively sample from  $g.AConnection$  with respect to the exit vertex that leads to  $m_{index}$ , (iii) recursively sample from  $g.BConnection[m_{index}]$  with respect to the exit vertex that leads to  $i$ , and (iv) concatenate the sampled paths to obtain the sampled path of  $g$ . (Steps (ii) and (iii) can be done in either order.)

At level-0 (base case), if  $g$  is a DontCareGrouping, the assignment is sampled from “0” and “1” in proportion to the edge weights ( $lw, rw$ ). If  $g$  is a ForkGrouping, the assignment “0” or “1” is chosen according to index  $i$ .

## 5 Evaluation

Our experiments were designed to answer two questions:

**RQ1:** Can WCFLobDDs represent substantially larger functions than WBDDs?

**RQ2:** In terms of time and space, can WCFLobDDs outperform WBDDs and CFlobDDs in a practical domain?

We ran all experiments on an Intel® Xeon® Gold 5218 CPU machine running Ubuntu OS with 31GB RAM, 1000MHz CPU frequency with 64 CPUs. We also set the stack size to “unlimited.” The implementation is single-threaded and consists of about 2,500 lines of C++. It also uses Quasimodo [35], written in Python.

### 5.1 Experiments to Answer RQ1

For RQ1, we created five synthetic benchmarks, each defining a family of functions whose members (i) have different numbers of variables (all powers of 2), and (ii) could occur as part of a matrix-multiplication sequence in a quantum-circuit simulation:

$$B1: I_n + X_n$$

$$B2: CNOT_n(0, n-1) \times CNOT_n(\frac{n}{2}-1, \frac{n}{2})$$

$$B3: H_n \times H_n$$

$$B4: H_n \times I_n + I_n \times X_n$$

$$B5: H_n - H_n$$

$I_n$ ,  $X_n$ , and  $H_n$  are the Identity, NOT, and Hadamard matrices, respectively, of size  $2^{n/2} \times 2^{n/2}$ .  $CNOT_n(a, b)$  is a Controlled-NOT matrix of size  $2^{n/2} \times 2^{n/2}$ .  $CNOT(a, b)(\langle x_0, x_1, \dots, x_{n/2-1} \rangle) = \langle x_0, \dots, x_a, \dots, (x_a \oplus x_b), \dots, x_{n/2-1} \rangle$ , for  $x \in \{0, 1\}^{n/2}$ . We tested our implementation of WCFLobDDs against WBDDs and CFlobDDs. We used the MQTDD package [47] (an implementation of WBDDs) and a publicly available implementation of CFlobDDs [6].

Fig. 10 shows the performance of WCFLobDDs and WBDDs in terms of (i) execution time, and (ii) size. Here “size” means the number of vertices and edges for WCFLobDDs and CFlobDDs, and the number of nodes for WBDDs. We find that on the synthetic benchmarks, WCFLobDDs perform

Bench- mark	log( $n$ )	WCFLobDD		WBDD		CFlobDD	
		Time (s)	Size	Time (s)	Size	Time (s)	Size
B1	16	<b>0.001</b>	442	7.32	65536	<b>0.001</b>	<b>329</b>
	17	<b>0.001</b>	470	14.51	131072	<b>0.001</b>	<b>350</b>
	18	<b>0.001</b>	498	29.23	262144	<b>0.001</b>	<b>371</b>
	19	<b>0.001</b>	526	57.91	524288	<b>0.001</b>	<b>392</b>
	20	<b>0.001</b>	554	117.44	1048576	<b>0.001</b>	<b>413</b>
	21	<b>0.001</b>	582	Timeout		<b>0.001</b>	<b>434</b>
B2	16	<b>0.001</b>	654	7.34	65538	<b>0.001</b>	<b>645</b>
	17	<b>0.001</b>	696	14.56	131074	0.002	<b>687</b>
	18	<b>0.001</b>	738	29.06	262146	0.003	<b>729</b>
	19	<b>0.001</b>	780	58.43	524290	0.005	<b>771</b>
	20	<b>0.001</b>	822	118.44	1048578	0.007	<b>813</b>
	21	<b>0.001</b>	864	Timeout		0.013	<b>855</b>
B3	16	<b>0.001</b>	199	7.27	<b>1</b>	0.005	197
	17	<b>0.001</b>	211	14.4	<b>1</b>	0.01	209
	18	<b>0.001</b>	223	28.63	<b>1</b>	0.018	221
	19	<b>0.001</b>	247	57.17	<b>1</b>	0.035	233
	20	<b>0.001</b>	247	116.52	<b>1</b>	0.071	245
	21	<b>0.001</b>	259	Timeout		0.142	257
B4	16	0.51	<b>307</b>	7.29	32769	<b>0.003</b>	647
	17	1.03	<b>326</b>	14.52	65537	<b>0.004</b>	690
	18	2.13	<b>345</b>	28.91	131073	<b>0.008</b>	733
	19	4.51	<b>364</b>	57.93	262145	<b>0.017</b>	776
	20	10	<b>383</b>	117.67	524289	<b>0.04</b>	819
	21	23.84	<b>402</b>	Timeout		0.1	862
B5	16	<b>0.001</b>	<b>83</b>	7.25	<b>1</b>	<b>0.001</b>	<b>83</b>
	17	<b>0.001</b>	<b>88</b>	14.38	<b>1</b>	<b>0.001</b>	<b>88</b>
	18	<b>0.001</b>	<b>93</b>	28.71	<b>1</b>	<b>0.001</b>	<b>93</b>
	19	<b>0.001</b>	<b>98</b>	57.15	<b>1</b>	<b>0.001</b>	<b>98</b>
	20	<b>0.001</b>	<b>103</b>	116.77	<b>1</b>	<b>0.001</b>	<b>103</b>
	21	<b>0.001</b>	<b>108</b>	Timeout		<b>0.001</b>	<b>108</b>

Fig. 10. Execution times and sizes of WCFLobDDs and WBDDs on synthetic benchmarks. (For B3, the WBDD size is 1 because  $H \times H = I$ , which is handled as a special case in MQTDD.)

better than WBDDs. Fig. 10 also shows the performance of CFLOBDDs on the synthetic benchmarks. We find that WCFLobDDs are comparable in size to CFLOBDDs on benchmarks B1-B3 and B5, and are smaller than CFLOBDDs on B4. In terms of execution time, WCFLobDDs are comparable to CFLOBDDs on B1 and B5, and better on B2 and B3. CFLOBDDs perform better than WCFLobDDs on B4 because B4 involves matrix addition (pointwise addition). In CFLOBDDs, pointwise addition is fast (based on PairProduct), whereas the weight manipulations in WeightedPairProduct (Alg. 7) have a substantial overhead.

## 5.2 Experiments to Answer RQ2

We applied WBDDs, CFLOBDDs, and WCFLobDDs to quantum-circuit simulation, which involves exponentially large vectors and matrices. We used MQTDD [47], CFLOBDDs [6], and WCFLobDDs as back ends to Quasimodo [35], a quantum-simulation tool that provides a convenient interface for attaching different back-end decision-diagram packages. We used seven standard quantum circuits: Greenberger–Horne–Zeilinger (*GHZ*), Bernstein–Vazirani (*BV*), Deutsch–Jozsa (*DJ*), Simon’s algorithm, Quantum Fourier Transform (*QFT*), Grover’s algorithm, and Shor’s algorithm.

For each circuit other than *GHZ* and *QFT*, a “hidden” string was initially sampled, and the oracle for the circuit was constructed based on the sampled string. For *QFT*, one of the basis states was sampled and the algorithm changed the basis state into a Fourier-transformed state. For Shor’s algorithm, we used the standard  $2n+3$  circuit [9] and report the results for values  $(N, a)$ , where  $N$  is the number to be factored and  $a$  is a number used in the phase-estimation procedure. The table in Fig. 12 shows the *circuit width* of each benchmark: the total number of qubits in the circuit as a function of  $n$ , the number of qubits for, e.g., the hidden string (reported in column 2 of Fig. 11):

We ran each benchmark 10 times with a 15-minute timeout, starting from a random initial state. Fig. 11 reports average times and

Circuit	#Qubits	WCFLobDD		WBDD		CFLOBDD	
		Time(s)	Size	Time(s)	Size	Time(s)	Size
<i>GHZ</i>	16	0.03	138	<b>0.01</b>	<b>32</b>	0.02	136
	256	<b>0.03</b>	250	0.08	512	<b>0.03</b>	<b>248</b>
	4096	<b>0.14</b>	362	8.45	8192	0.16	<b>360</b>
	32768	<b>1.05</b>	446	714.97	65536	1.39	<b>444</b>
	65536	<b>2.28</b>	474	Timeout		3.02	<b>472</b>
	2097152	<b>687.7</b>	614	Timeout		760.48	<b>612</b>
<i>BV</i>	16	0.03	157	<b>0.01</b>	<b>18</b>	0.03	156
	256	<b>0.07</b>	714	0.12	<b>258</b>	0.16	713
	4096	<b>0.92</b>	5491	22.83	<b>4098</b>	2.8	5490
	16384	<b>4.52</b>	16446	447.19	<b>16386</b>	13	16445
	65536	<b>27.08</b>	58698	Timeout		67.97	<b>58697</b>
	262144	<b>287.87</b>	218441	Timeout		515.07	<b>218440</b>
<i>DJ</i>	16	0.03	140	<b>0.01</b>	<b>18</b>	0.03	157
	256	<b>0.08</b>	<b>244</b>	0.15	258	0.16	269
	4096	<b>1.01</b>	<b>348</b>	29.35	4098	2.58	381
	16384	<b>4.59</b>	<b>400</b>	618.48	16386	11.52	437
	65536	<b>24.71</b>	<b>452</b>	Timeout		56.64	493
	262144	<b>171.9</b>	<b>504</b>	Timeout		350.23	549
524288	<b>562.21</b>	<b>530</b>	Timeout		Timeout		
Simon	16	0.07	242	<b>0.01</b>	<b>83</b>	0.07	327
	256	1.62	<b>942</b>	<b>0.39</b>	1524	1.68	1524
	4096	124.8	<b>7042</b>	93.96	24563	<b>92.05</b>	10117
	8192	453.98	<b>11902</b>	439.74	49141	<b>293.73</b>	17130
<i>QFT</i>	4	0.03	63	<b>0.01</b>	<b>5</b>	0.02	88
	16	0.03	226	<b>0.01</b>	<b>17</b>	0.34	69736
	256	<b>1.39</b>	3366	1.73	<b>257</b>	Timeout	
	2048	<b>123.28</b>	26678	777.5	<b>2049</b>	Timeout	
Grover	4	0.04	120	<b>0.01</b>	<b>11</b>	0.04	188
	8	0.16	199	<b>0.02</b>	<b>23</b>	1.33	1741
	16	8.8	318	<b>0.51</b>	<b>47</b>	Timeout	
Shor (15, 2)	4	<b>0.22</b>	205	0.25	<b>26</b>	322.4	2903
Shor (21, 2)	5	2.81	441	<b>0.19</b>	<b>84</b>	Timeout	
Shor (39, 2)	6	5.29	442	<b>0.6</b>	<b>143</b>	Timeout	
Shor (95, 8)	7	Timeout		<b>684.35</b>	<b>1440</b>	Timeout	

Fig. 11. Execution times and sizes for quantum-circuit benchmarks



Circuit	<i>GHZ</i>	<i>BV</i>	<i>DJ</i>	Simon	QFT	Grover	Shor
Width	$n$	$n + 1$	$n + 1$	$2n$	$n$	$2n - 1$	$2n + 3$

Fig. 12. Circuit widths of the quantum-circuit benchmarks.

sizes of the final state vector. WCFLOBDDs perform better than WBDDs and CFLOBDDs in most cases. The number of qubits that WCFLOBDD can handle is 2,097,152 for GHZ (1× over CFLOBDDs, 64× over WBDDs); 262,144 for BV (1× over CFLOBDDs, 16× over WBDDs); 524,288 for DJ (2× over CFLOBDDs, 32× over WBDDs); 8,192 for Simon’s algorithm (1× over CFLOBDDs, 1× over WBDDs) 2,048 for QFT (128× over CFLOBDDs, 1× over WBDDs); and 16 for Grover’s algorithm (2× over CFLOBDDs, 1× over WBDDs).

For Simon’s algorithm, the number of qubits handled by WCFLOBDDs, WBDDs, and CFLOBDDs is up to 8,192 qubits; however, CFLOBDDs perform better in terms of execution time. For QFT, which is a function whose image is exponentially large, WCFLOBDDs perform better in time than WBDDs (but worse in space), and have substantially better performance in both time and space than CFLOBDDs. For Grover’s algorithm and Shor’s algorithm, WBDDs perform better than both WCFLOBDDs and CFLOBDDs in both time and space.

In cases when WCFLOBDDs, WBDDs, and CFLOBDDs are all successful, the sizes of the final state vector of WCFLOBDDs and CFLOBDDs are similar, and smaller than WBDDs for GHZ, BV, DJ, and Simon’s algorithm. For QFT, Grover’s algorithm, and Shor’s algorithm, WBDDs represent the final state vector more compactly than WCFLOBDDs and CFLOBDDs.

The evaluation results for CFLOBDD differ from those in [37] because of (i) differences in the machine on which the experiments were run, (ii) differences in the version of the circuits used for some benchmarks. However, in all results reported in Figs. 10 and 11, WCFLOBDDs, WBDDs, and CFLOBDDs are compared on the same machine, and with the same implementations of the benchmarks (except for the decision-diagram package used). Thus, our studies represent a fair comparison of the three data structures.

## 6 Related Work

BDDs [11] have been used in many tools for checking properties of hardware and software. There are many variants of BDDs, e.g., MTBDDs [17], ADDs [8], Free BDDs [45, §6], BMDs [12], Hybrid DDs [14], Differential BDDs [7], and Indexed BDDs [23]. None of these BDD variants use anything like the “procedure-call” mechanism of CFLOBDDs [37], which we adopted in WCFLOBDDs.

Other variants of BDDs include Edge-Valued BDDs (EVBDDs) [44], Factored Edge-Valued BDDs (FEVBDDs) [38], Quantum Information Decision Diagram (QuIDDs) [40], Quantum Multiple-valued DDs (QMDDs) [30], MQTDDs [47], and Tensor Decision Diagrams (TDDs) [22], in which the edges out of decision nodes have weights, and some “accumulation” (e.g., + or ×) of the weights encountered on the path for an assignment  $a$  yields the function’s value on  $a$ . QMDDs, QuIDDs, MQTDDs, and TDDs are all variants what we have been calling WBDDs (with complex-valued weights). They are based on a Shannon decomposition, and thus the only sharing is of sub-DAGs, whereas the call-return structure used in WCFLOBDDs allows sharing of the “middle of a DAG.”

WCFLOBDDs are also based on the idea of accumulating weights along (matched) paths, but combine it with the “procedure-call” mechanism of CFLOBDDs to get the best of both worlds. The “procedure-call” idea originated with CFLOBDDs, but has not been previously investigated for weighted decision diagrams. The algorithms for CFLOBDDs and WCFLOBDDs are similar in that they are typically divide-and-conquer algorithms that recurse on the A-connection and then the B-connections (or vice versa), thereby splitting the variables in half for each subproblem. However,

the WCFLOBDD algorithms require additional manipulations of weights—typically the propagation of additional weight values that represent accumulated products, often to set the top-level factor weight correctly.

Considered as graphs, (W)CFLOBDDs can contain cycles, although the matched-path principle on which they are based excludes all cyclic paths from consideration. A number of BDD variants have also allowed cycles [19, 20, 32]. A discussion of the differences between those structures and CFLOBDDs can be found in [37, §11]; the observations made there apply to WCFLOBDDs as well.

There has been previous research on using a hierarchical organization in compressed representations of functions [15, 20, 29, 39]. However, the hierarchy used in WCFLOBDDs is different than the kinds of hierarchical organization used in those works. A given level-0 grouping in WCFLOBDDs is not associated with a specific Boolean variable—see the Contextual Interpretation Principle in §3.1; consequently, a proto-WCFLOBDD can be reused for different variables.

The closest similarity between (W)CFLOBDDs and previous structures is with Sentential Decision Diagrams (SDDs) [15] and Variable-Shift SDDs (VS-SDDs) [29]). Like (W)CFLOBDDs, these data structures generalize BDDs by imposing a tree-structured ordering on variables, and there are functions for which these data structures are exponentially more succinct than BDDs. SDDs and VS-SDDs represent Boolean functions only ( $\mathbb{B}^n \rightarrow \mathbb{B}$ ), but have also been extended to represent probability distributions [24]. WCFLOBDDs can represent semi-field-valued functions ( $\mathbb{B}^n \rightarrow \mathcal{D}$ ).

As presented, WCFLOBDDs give up the freedom—available in SDDs and VS-SDDs—of using a variable decomposition based on arbitrary trees: the variable decompositions used for CFLOBDDs [37] and in this paper are balanced binary trees. That is, at each level  $k > 0$ , (W)CFLOBDDs are based on a grammar with binary productions (where nonterminals are indexed by level) of the form

$$X_k \rightarrow X_{k-1} X_{k-1},$$

with half of the variables interpreted in each child. However, it is easy to generalize (W)CFLOBDDs to use arbitrary trees [34, §12]. All of the principles (variable decomposition, left-folding, canonicity, etc.) carry over if one were to use other grammars, e.g., ternary productions

$$X_k \rightarrow X_{k-1} X_{k-1} X_{k-1}$$

or Fibonacci-like productions

$$X_k \rightarrow X_{k-1} X_{k-2}.$$

One could also use more kinds of indexed nonterminals (e.g.,  $Y_k$ ,  $Z_k$ , etc.) and/or grammar rules of different forms at different levels. In unpublished work, X. Zhi has results that vanilla CFLOBDDs can simulate all such variants based on indexed grammars with polynomial-space overhead.

VS-SDDs support a sub-structure sharing property that goes beyond SDDs; however, as with BDDs and WBDDs, the objects that are shared are always sub-DAGs. In contrast, the (W)CFLOBDD “procedure-call” device is a more flexible mechanism for reusing substructures than the mechanism for reusing substructures in VS-SDDs. In particular, the call-return structure used in (W)CFLOBDDs allows sharing of the “middle of a DAG.”

Local Invertible Map DDs (LIMDDs) [42] are a DAG-structured decision diagram (i.e., no “procedure calls”) in which two nodes are merged if their respective decision trees (considered as vectors) are equal up to multiplication by a tensor product of  $2 \times 2$  matrices that represent single-qubit gates. It has been shown that they can be exponentially more succinct than WBDDs—results that should carry over to WCFLOBDDs (i.e., there are functions for which LIMDDs are efficient, but WCFLOBDDs are not). One drawback of LIMDDs is that every node-creation operation requires performing a cubic-time operation akin to Gaussian elimination to maintain the invariants that ensure canonicity; consequently, LIMDDs seem to have a built-in handicap. Each of the steps required to ensure that WCFLOBDDs are canonical are very fast in comparison (e.g., hashed lookups). Little

has been published about the performance of LIMDDs, but one empirical evaluation [43] reported that QFT on a random stabilizer state took about 250,000 seconds for 24 qubits.

WCFLOBDDs closely resemble (weighted) finite, non-recursive, visibly pushdown automata (VPAs) or their close cousins nested-word automata (NWAs). There has been a significant amount of work on unweighted VPAs [4] and unweighted NWAs [5] (see also [1, 31]). Weighted VPAs have been studied by Caralp et al. [13] and Labai and Makowsky [26]; weighted NWAs have been studied by Mathissen [27] and—via conversion to weighted Pushdown Systems [10, 33]—Driscoll et al. [16]. In general, there do not exist VPAs for a visibly pushdown language that are canonical and minimal, except in a few special cases [3, 25]. WCFLOBDDs are a restricted class of weighted VPAs with additional structural invariants (Defn. 3.5, invariants (1)–(10)), which enable WCFLOBDDs to support a unique canonical representation of each function in  $\mathbb{B}^n \rightarrow \mathcal{D}$ .

We used WCFLOBDDs for simulating quantum circuits. Quantum-circuit simulation can be exact or approximate; our focus here is on exact simulation (modulo floating-point round-off). Tensor networks are a quantum-simulation method that is not based on decision diagrams. CFLOBDDs perform better than tensor networks on some benchmarks [37, Tab. 5]. Although we did not compare them with WCFLOBDDs directly, the previous study with CFLOBDDs implies that WCFLOBDDs perform better than tensor networks on many benchmarks. However, for problems such as random circuit sampling, tensor networks perform better than methods based on decision diagrams.

## 7 Conclusion

In this paper, we presented a new data structure, called *Weighted Context-Free-Language OBDDs* (WCFLOBDDs), an extension to CFLOBDDs, a recent innovation. CFLOBDDs are akin to BDDs, but use a hierarchical structure to represent functions more efficiently than BDDs. However, similar to BDDs, CFLOBDDs also suffer from structure explosion when the image of a function has an exponential number of different values. Weighted BDDs (WBDDs) are used in place of BDDs to overcome this issue. We introduced WCFLOBDDs to avoid problems of size explosion of CFLOBDDs, with the potential to have the good properties of both WBDDs and CFLOBDDs. For two classes of functions, we showed that WCFLOBDDs are exponentially more succinct than any WBDD (respectively, CFLOBDD) representation of the functions in that class. Our experiments compared the performance of WCFLOBDDs, WBDDs (using the MQTDD package), and CFLOBDDs on (i) synthetic benchmarks, and (ii) quantum-simulation benchmarks. We found that on most benchmarks, WCFLOBDDs outperform WBDDs and CFLOBDDs in terms of the problem sizes that can be handled successfully in a fixed time period. Overall, our results support the conclusion that, for at least some applications, WCFLOBDDs provide the best of both worlds: the problem sizes that WCFLOBDDs can handle roughly match whichever of WBDDs and CFLOBDDs is better. (From the standpoint of running time, the results are more nuanced.)

## Data-Availability Statement

The artifact used to generate the experimental results in §5, along with the source code, can be found on Zenodo [36]. The source code for WCFLOBDDs can also be found at <https://github.com/trishullab/cflobdd>, with the code for experiments at <https://github.com/trishullab/Quasimodo>.

## Acknowledgments

This work was supported, in part, by a gift from Rajiv and Ritu Batra, and by NSF under grants CCF-2211968 and CCF-2212558. Any opinions, findings, and conclusions or recommendations expressed in this publication are those of the authors, and do not necessarily reflect the views of the sponsoring entities.

## References

- [1] Rajeev Alur. 2024. Nested Words - aka Visibly Pushdown Languages. <https://www.cis.upenn.edu/~alur/nw.html>, Last accessed on 04-03-2024.
- [2] Rajeev Alur, Michael Benedikt, Kousha Etessami, Patrice Godefroid, Thomas Reps, and Mihalis Yannakakis. 2005. Analysis of Recursive State Machines. *Trans. on Prog. Lang. and Syst.* 27, 4 (2005), 786–818.
- [3] Rajeev Alur, Viraj Kumar, Parthasarathy Madhusudan, and Mahesh Viswanathan. 2005. Congruences for visibly pushdown languages. In *International Colloquium on Automata, Languages, and Programming*. Springer, 1102–1114.
- [4] Rajeev Alur and P. Madhusudan. 2004. Visibly pushdown languages. In *Proceedings of the 36th Annual ACM Symposium on Theory of Computing, Chicago, IL, USA, June 13-16, 2004*, László Babai (Ed.). ACM, 202–211. <https://doi.org/10.1145/1007352.1007390>
- [5] Rajeev Alur and P. Madhusudan. 2009. Adding nesting structure to words. *J. ACM* 56, 3 (2009), 16:1–16:43. <https://doi.org/10.1145/1516512.1516518>
- [6] Anonymous. 2022. CFLOBDDs: Context-Free-Language Ordered Binary Decision Diagrams. Public github repository, redacted to preserve anonymity.
- [7] Anuchit Anuchitanukul, Zohar Manna, and Tomás E. Uribe. 1995. Differential BDDs. In *Computer Science Today: Recent Trends and Developments (Lecture Notes in Computer Science, Vol. 1000)*, J. van Leeuwen (Ed.). Springer-Verlag, 218–233.
- [8] R. Iris Bahar, Erica A. Frohm, Charles M. Gaona, Gary D. Hachtel, Enrico Macii, Abelardo Pardo, and Fabio Somenzi. 1997. Algebraic Decision Diagrams and Their Applications. *Formal Methods Syst. Des.* 10, 2/3 (1997), 171–206. <https://doi.org/10.1023/A:1008699807402>
- [9] Stephane Beauregard. 2002. Circuit for Shor’s algorithm using  $2n+3$  qubits. *arXiv preprint quant-ph/0205095* (2002).
- [10] Ahmed Bouajjani, Javier Esparza, and Tayssir Touili. 2003. A generic approach to the static analysis of concurrent programs with procedures. In *Conference Record of POPL 2003: The 30th SIGPLAN-SIGACT Symposium on Principles of Programming Languages, New Orleans, Louisiana, USA, January 15-17, 2003*, Alex Aiken and Greg Morrisett (Eds.). ACM, 62–73. <https://doi.org/10.1145/604131.604137>
- [11] Randal E. Bryant. 1986. Graph-Based Algorithms for Boolean Function Manipulation. *IEEE Trans. on Computers* C-35, 6 (Aug. 1986), 677–691.
- [12] Randal E. Bryant and Yirng-An Chen. 1995. Verification of Arithmetic Circuits with Binary Moment Diagrams. In *Proc. of the 30th ACM/IEEE Design Automation Conf.* 535–541.
- [13] Mathieu Caralp, Pierre-Alain Reynier, and Jean-Marc Talbot. 2012. Visibly Pushdown Automata with Multiplicities: Finiteness and K-Boundedness. In *Developments in Language Theory - 16th International Conference, DLT 2012, Taipei, Taiwan, August 14-17, 2012. Proceedings (Lecture Notes in Computer Science, Vol. 7410)*, Hsu-Chun Yen and Oscar H. Ibarra (Eds.). Springer, 226–238. [https://doi.org/10.1007/978-3-642-31653-1\\_21](https://doi.org/10.1007/978-3-642-31653-1_21)
- [14] Edmund M. Clarke, Masahiro Fujita, and Xudong Zhao. 1995. Hybrid decision diagrams: Overcoming the limitations of MTBDDs and BMDs. In *Proc. of the Int. Conf. on Computer Aided Design.* 159–163.
- [15] Adnan Darwiche. 2011. SDD: A New Canonical Representation of Propositional Knowledge Bases. In *Twenty-Second International Joint Conference on Artificial Intelligence*.
- [16] Evan Driscoll, Aditya V. Thakur, and Thomas W. Reps. 2012. OpenNWA: A Nested-Word Automaton Library. In *Computer Aided Verification - 24th International Conference, CAV 2012, Berkeley, CA, USA, July 7-13, 2012 Proceedings.* 665–671. [https://doi.org/10.1007/978-3-642-31424-7\\_47](https://doi.org/10.1007/978-3-642-31424-7_47)
- [17] Masahiro Fujita, Patrick C. McGeer, and Jerry Chih-Yuan Yang. 1997. Multi-Terminal Binary Decision Diagrams: An Efficient Data Structure for Matrix Representation. *Formal Methods Syst. Des.* 10, 2/3 (1997), 149–169. <https://doi.org/10.1023/A:1008647823331>
- [18] Eiichi Goto. 1974. *Monocopy and associative algorithms in an extended LISP*. Technical Report. Technical Report TR 74-03, University of Tokyo.
- [19] Aarti Gupta. 1994. *Inductive Boolean Function Manipulation: A Hardware Verification Methodology for Automatic Induction*. Ph. D. Dissertation. Carnegie Mellon Univ. Tech. Rep. CMU-CS-94-208.
- [20] Aarti Gupta and Allan L Fisher. 1993. Representation and symbolic manipulation of linearly inductive boolean functions. In *Proceedings of 1993 International Conference on Computer Aided Design (ICCAD)*. IEEE, 192–199.
- [21] David Harel. 1987. Statecharts: A Visual Formalism for Complex Systems. *Sci. Comput. Program.* 8, 3 (1987), 231–274. [https://doi.org/10.1016/0167-6423\(87\)90035-9](https://doi.org/10.1016/0167-6423(87)90035-9)
- [22] Xin Hong, Xiangzhen Zhou, Sanjiang Li, Yuan Feng, and Mingsheng Ying. 2020. A tensor network based decision diagram for representation of quantum circuits. *ACM Transactions on Design Automation of Electronic Systems (TODAES)* (2020).
- [23] Jawahar Jain, James R. Bitner, Magdy S. Abadir, Jacob A. Abraham, and Donald S. Fussell. 1997. Indexed BDDs: Algorithmic Advances in Techniques to Represent and Verify Boolean Functions. *IEEE Trans. on Comp.* C-46, 11 (Nov. 1997), 1230–1245.

- [24] Doga Kisa, Guy Van den Broeck, Arthur Choi, and Adnan Darwiche. 2014. Probabilistic sentential decision diagrams. In *Fourteenth International Conference on the Principles of Knowledge Representation and Reasoning*.
- [25] Viraj Kumar, Parthasarathy Madhusudan, and Mahesh Viswanathan. 2006. Minimization, Learning, and Conformance Testing of Boolean Programs. In *International Conference on Concurrency Theory*. Springer, 203–217.
- [26] Nadia Labai and Johann A. Makowsky. 2016. Hankel Matrices for Weighted Visibly Pushdown Automata. In *Language and Automata Theory and Applications - 10th International Conference, LATA 2016, Prague, Czech Republic, March 14-18, 2016, Proceedings (Lecture Notes in Computer Science, Vol. 9618)*, Adrian-Horia Dediu, Jan Janousek, Carlos Martín-Vide, and Bianca Truthe (Eds.). Springer, 464–477. [https://doi.org/10.1007/978-3-319-30000-9\\_36](https://doi.org/10.1007/978-3-319-30000-9_36)
- [27] Christian Mathissen. 2010. Weighted Logics for Nested Words and Algebraic Formal Power Series. *Log. Methods Comput. Sci.* 6, 1 (2010). <http://arxiv.org/abs/1001.2175>
- [28] Donald Michie. 1967. *Memo functions: a language feature with "rote-learning" properties*. Edinburgh University, Department of Machine Intelligence and Perception.
- [29] Kengo Nakamura, Shuhei Denzumi, and Masaaki Nishino. 2020. Variable shift SDD: a more succinct sentential decision diagram. *arXiv preprint arXiv:2004.02502* (2020).
- [30] Philipp Niemann, Robert Wille, D. Michael Miller, Mitchell A. Thornton, and Rolf Drechsler. 2016. QMDDs: Efficient Quantum Function Representation and Manipulation. *IEEE Trans. Comput. Aided Des. Integr. Circuits Syst.* 35, 1 (2016), 86–99. <https://doi.org/10.1109/TCAD.2015.2459034>
- [31] Madhusudan Parthasarathy. 2024. Visibly Pushdown Automata - Automata on Nested Words. <https://madhu.cs.illinois.edu/vpa/>, Last accessed on 04-03-2024.
- [32] Frank Reffel. 1999. BDD-Nodes can be More Expressive. In *Proc. of the Asian Computing Science Conference*.
- [33] Thomas W. Reps, Stefan Schwoon, and Somesh Jha. 2003. Weighted Pushdown Systems and Their Application to Interprocedural Dataflow Analysis. In *Static Analysis, 10th International Symposium, SAS 2003, San Diego, CA, USA, June 11-13, 2003, Proceedings (Lecture Notes in Computer Science, Vol. 2694)*, Radhia Cousot (Ed.). Springer, 189–213. [https://doi.org/10.1007/3-540-44898-5\\_11](https://doi.org/10.1007/3-540-44898-5_11)
- [34] Meghana Sistla, Swarat Chaudhuri, and Thomas W. Reps. 2022. CFLOBDDs: Context-Free-Language Ordered Binary Decision Diagrams. *CoRR* abs/2211.06818 (2022). <https://doi.org/10.48550/arXiv.2211.06818> arXiv:2211.06818
- [35] Meghana Sistla, Swarat Chaudhuri, and Thomas W. Reps. 2023. Symbolic Quantum Simulation with Quasimodo. *CoRR* abs/2302.04349 (2023). <https://doi.org/10.48550/arXiv.2302.04349> arXiv:2302.04349
- [36] Meghana Sistla, Swarat Chaudhuri, and Thomas W. Reps. 2024. *Weighted Context-Free-Language Ordered Binary Decision Diagrams (Artifact)*. <https://doi.org/10.5281/zenodo.12670155> Computer Software.
- [37] Meghana Aparna Sistla, Swarat Chaudhuri, and Thomas Reps. 2024. CFLOBDDs: Context-free-language ordered binary decision diagrams. *ACM Transactions on Programming Languages and Systems* (2024). <https://dl.acm.org/doi/abs/10.1145/3651157>
- [38] Paul Tafertshofer and Massoud Pedram. 1997. Factored edge-valued binary decision diagrams. *Formal Methods in System Design* 10, 2 (1997), 243–270.
- [39] Yann Thierry-Mieg, Denis Poitrenaud, Alexandre Hamez, and Fabrice Kordon. 2009. Hierarchical set decision diagrams and regular models. In *Tools and Algorithms for the Construction and Analysis of Systems: 15th International Conference, TACAS 2009, Held as Part of the Joint European Conferences on Theory and Practice of Software, ETAPS 2009, York, UK, March 22-29, 2009. Proceedings 15*. Springer, 1–15.
- [40] George F. Viamontes, Igor L. Markov, and John P. Hayes. 2003. Improving Gate-Level Simulation of Quantum Circuits. *Quantum Inf. Process.* 2, 5 (2003), 347–380. <https://doi.org/10.1023/B:3AQINP.0000022725.70000.4A>
- [41] George F. Viamontes, Igor L. Markov, and John P. Hayes. 2004. High-Performance QuIDD-Based Simulation of Quantum Circuits. In *2004 Design, Automation and Test in Europe Conference and Exposition (DATE 2004), 16-20 February 2004, Paris, France*. IEEE Computer Society, 1354–1355. <https://doi.org/10.1109/DATE.2004.1269084>
- [42] Lieuwe Vinkhuijzen, Tim Coopmans, David Elkouss, Vedran Dunjko, and Alfons Laarman. 2023. LIMDD: A Decision Diagram for Simulation of Quantum Computing Including Stabilizer States. *Quantum* 7 (2023), 1108. <https://doi.org/10.22331/Q-2023-09-11-1108>
- [43] Lieuwe Vinkhuijzen, Thomas Grurl, Stefan Hillmich, Sebastiaan Brand, Robert Wille, and Alfons Laarman. 2023. Efficient Implementation of LIMDDs for Quantum Circuit Simulation. In *Model Checking Software - 29th International Symposium, SPIN 2023, Paris, France, April 26-27, 2023, Proceedings (Lecture Notes in Computer Science, Vol. 13872)*, Georgiana Caltais and Christian Schilling (Eds.). Springer, 3–21. [https://doi.org/10.1007/978-3-031-32157-3\\_1](https://doi.org/10.1007/978-3-031-32157-3_1)
- [44] Sarma B.K. Vrudhula, Massoud Pedram, and Yung-Te Lai. 1996. Edge valued binary decision diagrams. *Representations of Discrete Functions* (1996), 109–132.
- [45] Ingo Wegener. 2000. *Branching Programs and Binary Decision Diagrams*. SIAM. <http://ls2-www.cs.uni-dortmund.de/monographs/bdd/>
- [46] M. Yannakakis. 1990. Graph-Theoretic Methods in Database Theory. In *Symp. on Princ. of Database Syst.* 230–242.

- [47] Alwin Zulehner, Stefan Hillmich, and Robert Wille. 2019. How to Efficiently Handle Complex Values? Implementing Decision Diagrams for Quantum Computing. *International Conference on Computer Aided Design (ICCAD)* (2019).
- [48] Alwin Zulehner and Robert Wille. 2020. *Introducing Design Automation for Quantum Computing*. Springer.

## A Appendices

### A.1 Constructing a Canonical WCFLOBDD from a Decision Tree

The construction of a WCFLOBDD for a function  $f$  from the decision-tree representation of  $f$  is a two-step process: (i) constructing a weighted decision tree (WDT) from the decision tree for  $f$ , and (ii) constructing a WCFLOBDD from the WDT for  $f$ .

The construction of a WDT from a decision tree has the same flavor as constructing a WBDD, as discussed in [44] and [48].

#### CONSTRUCTION 1. [Decision Tree to WDT]

Given a decision tree  $T$  that represents a function  $f$ , perform the following actions recursively, traversing  $T$  in post-order (i.e., performing actions just before returning), thereby creating the WDT bottom-up.

- (1) If the current node  $n$  is a leaf node of  $T$  with terminal value  $v$ , create a new leaf node  $n'$  with terminal value  $v'$ , where

$$v' = \begin{cases} \bar{1} & \text{if } v \neq \bar{0} \\ \bar{0} & \text{otherwise} \end{cases}$$

Return the tuple  $\langle v, n' \rangle$ .

- (2) If  $n$  is an internal node of  $T$ , and tuples  $\langle v_1, n_1 \rangle$  and  $\langle v_2, n_2 \rangle$  are the tuples returned from the recursive calls to the left child and right child, respectively, create a new internal node  $n_0$  with (i) left child  $n_1$  and right child  $n_2$ , and (ii) edge weights  $(lw, rw)$  as follows:

$$(lw, rw) = \begin{cases} (\bar{1}, v_1^{-1} \cdot v_2) & \text{when } v_1 \neq \bar{0} \\ (\bar{0}, \bar{1}) & \text{otherwise} \end{cases}$$

Let  $v_0$  be defined as follows:

$$v_0 = \begin{cases} v_1 & \text{when } v_1 \neq \bar{0} \\ v_2 & \text{otherwise} \end{cases}$$

Return the tuple  $\langle v_0, n_0 \rangle$ .

The result is a WDT  $\langle v', n' \rangle$ , where  $v'$  is the factor weight.  $\square$

#### CONSTRUCTION 2. [WDT to WCFLOBDD]

*Definition A.1.* A *proto-Weighted Decision Tree* (proto-WDT) is a WDT whose “leaves” are either (i) all terminal values  $\bar{0}$  or  $\bar{1}$ , or (ii) all proto-WDTs that are of the same height and obey the edge-weight conditions of a WDT.

Just as inductive arguments about WCFLOBDDs have to be couched in terms of proto-WCFLOBDDs, the main part of the construction below focuses on proto-WDTs of a given WDT ( $T$ ), and shows how to construct a proto-WCFLOBDD from a proto-WDT. That construction provides a way to construct a WCFLOBDD from a WDT as a special case.

One property of WDTs that is different for proto-WDTs is the number of equivalence classes of their leaves. Suppose that WDT  $T$  has  $2^{2^n}$  leaves.  $T$  has at most two kinds of leaves,  $\bar{0}$  and  $\bar{1}$ , and thus just one or two equivalence classes of leaves. In contrast, suppose that  $T'$  is a proto-WDT of  $T$  of height  $2^k$  and  $2^{2^k}$  leaves.  $T'$  can have between 1 and  $2^{2^k}$  equivalence classes of leaves.

For convenience, in the discussion below, when we refer to a proto-WCFLOBDD  $w$ , we mean a proto-WCFLOBDD proper, together with a value tuple  $v$  where  $|v|$  is equal to the number of exit vertices of the head-grouping of  $w$ .

The following recursive procedure describes how to convert a proto-WDT  $T'$  of height  $2^k$  and  $2^{2^k}$  leaves into a level- $k$  proto-WCFLOBDD whose value tuple consists of an enumeration of the leaf equivalence classes  $e'$  of  $T'$ . The enumeration of the  $|e'|$  equivalence-class representatives respects the relative ordering of their first occurrences in a left-to-right sweep over the leaves of  $T'$ .

- (1) Base case (when  $k = 0$ ): There are two cases, depending on whether the height-1 proto-WDT has one leaf equivalence class,  $\{v\}$ , or two,  $\{v_1\}$  and  $\{v_2\}$ . In the first case, create a DontCareGrouping (a level-0 proto-WCFLOBDD), and attach  $[v]$  as the value tuple. In the second case, create a ForkGrouping (a level-0 proto-WCFLOBDD), and then attach  $[v_1, v_2]$  as the value tuple. In both cases, the left-edge and right-edge weights of the level-0 grouping are copied from the weights of the left and right edges of the proto-WDT node.
- (2) For each of the  $2^{2^{k-1}}$  proto-WDTs of height  $2^{k-1}$  in the lower half of  $T'$ , construct—via a recursive application of the construction— $2^{2^{k-1}}$  level- $(k-1)$  proto-WCFLOBDDs. The leaf values of the height- $2^{k-1}$  proto-WDTs are carried over from the leaf values of  $T'$ .

These proto-WCFLOBDDs are then partitioned into some number  $e^\# \geq 1$  of equivalence classes of equal proto-WCFLOBDDs. A representative of each class is retained, and the others discarded. Each of the  $2^{2^{k-1}}$  “leaves” of the upper half of proto-WDT  $T'$  is labeled with the appropriate equivalence-class representative (for the subtree of the lower half of  $T'$  that begins there). These proto-WCFLOBDD-valued leaves serve as the leaf values of the upper half of proto-WDT  $T'$  when the construction process is applied recursively to the upper half in step 3.

The enumeration  $1 \dots |e^\#|$  of the equivalence-class representatives respects the relative ordering of their first occurrences in a left-to-right sweep over the leaves of the upper half of  $T'$ .

- (3) Construct—via a recursive application of the procedure—a level- $(k-1)$  proto-WCFLOBDD  $A'$  for the proto-WDT consisting of the upper half of  $T'$  (with the WCFLOBDDs constructed in step 2 as the leaf values).
- (4) Construct a level- $k$  proto-WCFLOBDD from the level- $(k-1)$  proto-WCFLOBDDs created in steps 2 and 3. The level- $k$  grouping is constructed as follows:
  - (a) The  $A$ -connection points to the level- $(k-1)$  proto-WCFLOBDD of proto-WCFLOBDD  $A'$  constructed in step 3.
  - (b) The  $|e^\#|$  middle vertices correspond to the equivalence classes formed in step 2 (in the enumeration order  $1 \dots |e^\#|$  of step 2).
  - (c) The  $A$ -connection return tuple is the identity map back to the middle vertices (i.e., the tuple  $[1..|e^\#|]$ ).
  - (d) The  $B$ -connections point to the level- $(k-1)$  proto-WCFLOBDDs of the  $|e^\#|$  equivalence-class representatives constructed in step 2, in the enumeration order  $1 \dots |e^\#|$ .
  - (e) The exit vertices of the proto-WCFLOBDD correspond to the equivalence classes  $e'$  of the leaves of  $T'$ , in the enumeration order  $1 \dots |e'|$ .
  - (f) The  $B$ -connection return tuples connect (i) the exit vertices of the level- $(k-1)$  groupings of  $B$ -connections to (ii) the level- $k$  grouping’s exit vertices that were created in step 4e. The connections are made according to matching leaf equivalence classes from  $T'$ .
  - (g) Consult a table of all previously constructed level- $k$  groupings to determine whether the grouping constructed by steps 4a–4f duplicates a previously constructed grouping. If so, discard the present grouping and switch to the previously constructed one; if not, enter the present grouping into the table.
- (5) To create a proto-WCFLOBDD with value tuples from the proto-WCFLOBDD (without value tuples) constructed in step 4, we use a value tuple consisting of the leaf equivalence classes  $e'$  of  $T'$ , listed in enumeration order (i.e., in the ordering of first occurrences in a left-to-right sweep over the leaves of  $T'$ ).



To construct a WCFLBDD for a WDTT, we merely consider  $T$  to be a proto-WDT with each leaf labeled by  $\bar{0}$  or  $\bar{1}$ . Note that the leaf equivalence classes will be one of  $[\bar{0}]$ ,  $[\bar{1}]$ ,  $[\bar{0}, \bar{1}]$ , or  $[\bar{1}, \bar{0}]$  (which becomes the value tuple of the constructed WCFLBDD).  $\square$

## A.2 Algorithms Used in Pointwise Multiplication

This section gives two of the algorithms used in pointwise multiplication for which there was insufficient space to present in the body of the paper.

- Alg. 4 reduces a grouping based on return tuples or the value tuple, and as a by-product ensures canonicity of the resulting WCFLBDD.
- Alg. 5 determines the position for a B-connection in a grouping being constructed, reusing one if it is already present in the grouping.

## A.3 Pointwise Addition

The pseudo-code for pointwise addition of two WCFLBDDs is given in Algs. 6 and 7.

## A.4 Kronecker Product

The pseudo-code for Kronecker Product on WCFLBDDs is given as Algs. 8 and 9. (In Alg. 8,  $\bowtie$  denotes the operation to interleave two variable orderings.)

## A.5 Matrix Multiplication

Pseudo-code for the matrix-multiplication algorithm for WCFLBDDs is shown in Algs. 10, 11, and 12.

## A.6 Sampling

A WCFLBDD with no non-negative edge weights can be considered to represent a discrete distribution over the set of assignments to the Boolean variables. An assignment—or equivalently, the corresponding matched path—is considered to be an elementary event. The probability of a matched path  $p$  is the weight of  $p$  divided by the sum of the weights of all matched paths of the WCFLBDD.

**Weight Computation.** To sample an assignment directly from the WCFLBDD representation of the function, we first need to compute the weight corresponding to every exit vertex. The weight of an exit vertex  $e$  of a grouping  $g$  is the sum of the weights of all matched paths through the proto-WCFLBDD headed by  $g$  that lead to  $e$ . This information can be computed recursively by (i) computing the weight of every middle vertex of  $g$  for all matched paths from the entry vertex to middle vertices, and then (ii) computing the weight of every exit vertex of  $g$  for all matched paths from the middle vertices to the exit vertices, (iii) combining this information to obtain the weight of every exit vertex of  $g$  for matched paths from entry vertex to exit vertices of  $g$ .

Consider a grouping  $g$  at level  $l$  with  $e$  exit vertices. Suppose that  $g.AConnection$  has  $p$  exit vertices; suppose that  $g.BConnections[j]$  (where  $1 \leq j \leq p$ ) has  $k_j$  exit vertices; and let  $g.BReturnTuples[j]$  be the return edges from  $g.BConnections[j]$ 's exit vertices to  $g$ 's exit vertices. To compute Step (i), we recursively call the weight-computation procedure for  $g.AConnection$ , which yields a vector of weights  $v_A$  of size  $1 \times p$ . For Step (ii), the vectors obtained from recursive calls on the weight-computation procedure for the  $p$  B-connections of  $g$  are used to create a matrix  $M_B$  of size  $p \times e$ , in which the  $j^{th}$  row is the vector of weights from the  $j^{th}$  middle vertex of  $g$  to  $g$ 's exit vertices. (The details are given in the next paragraph.) For Step (iii), the vector-matrix product  $v_A \times M_B$  yields  $g$ 's weight vector, of size  $1 \times e$ . At level-0, if the grouping is a *ForkGrouping* with left-edge and

**Algorithm 4:** Reduce**Input:** Grouping  $g$ , ReductionTuple  $\text{reductionTuple}$ , ValueTuple  $\text{valueTuple}$ **Output:** Grouping  $g'$  that is “reduced,” weight  $w$  (factor weight for  $g'$ )

```

1 begin
  // Test whether any reduction actually needs to be carried out
2 if  $\text{reductionTuple} == [1..|\text{reductionTuple}|]$  and each element in  $\text{valueTuple}$  equals  $v \neq \bar{0}$  then
3   | return  $[g, v]$ ;
4 end
5 if every element in  $\text{valueTuple} == \bar{0}$  then return  $[\text{ConstantZeroProtoCFLOBDD}(g.\text{level}), \bar{0}]$ ;
6 if  $g$  is fork grouping,  $\text{reductionTuple} = [1,2]$  and let  $\text{valueTuple} = [v_1, v_2]$  then
7   | if  $v_1 == \bar{0}$  then
8     | ForkGrouping  $g' = \text{new ForkGrouping}(\bar{0}, \bar{1})$ ; return  $[g', v_2]$ ;
9   | else
10    | ForkGrouping  $g' = \text{new ForkGrouping}(\bar{1}, v_1^{-1}v_2)$ ; return  $[g', v_1]$ ;
11  | end
12 end
13 if  $g$  is fork grouping,  $\text{reductionTuple} = [1,1]$  and let  $\text{valueTuple} = [v_1, v_2]$  then
14  | if  $v_1 == \bar{0}$  then
15    | DontCareGrouping  $g' = \text{new DontCareGrouping}(\bar{0}, \bar{1})$ ; return  $[g', v_2]$ ;
16  | else
17    | DontCareGrouping  $g' = \text{new DontCareGrouping}(\bar{1}, v_1^{-1}v_2)$ ; return  $[g', v_1]$ ;
18  | end
19 end
20 InternalGrouping  $g' = \text{new InternalGrouping}(g.\text{level})$ ;
21  $g'.\text{numberOfExits} = \{x : x \in \text{reductionTuple}\}$ ;
22 Tuple  $\text{reductionTupleA} = []$ ; Tuple  $\text{valueTupleA} = []$ ;
23 for  $i \leftarrow 1$  to  $g.\text{numberOfBConnections}$  do
24   | Tuple  $\text{deducedReturnClasses} = [\text{reductionTuple}(v) : v \in g.\text{BReturnTuples}[i]]$ ;
25   | Tuple×Tuple  $[\text{inducedReturnTuple}, \text{inducedReductionTuple}] =$ 
26     |  $\text{CollapseClassesLeftmost}(\text{deducedReturnClasses})$ ;
27   | Tuple  $\text{inducedValueTuple} = [\text{deducedReturnClasses}(i) : i \in [1..|\text{deducedReturnClasses}|]]$ ;
28   | Grouping×Weight  $[h, w_B] = \text{Reduce}(g.\text{BConnection}[i], \text{inducedReductionTuple},$ 
29     |  $\text{inducedValueTuple})$ ;
30   |  $\text{int position} = \text{InsertBConnection}(g', h, \text{inducedReturnTuple})$ ;
31   |  $\text{reductionTupleA} = \text{reductionTupleA} \parallel \text{position}$ ;
32   |  $\text{valueTupleA} = \text{valueTupleA} \parallel w_B$ ;
33 end
34 Tuple×Tuple  $[\text{inducedReturnTuple}, \text{inducedReductionTuple}] =$ 
35   |  $\text{CollapseClassesLeftmost}(\text{reductionTupleA})$ ;
36   | Tuple  $\text{inducedValueTuple} = [\text{reductionTupleA}(i) : i \in [1..|\text{reductionTupleA}|]]$ ;
37   | Grouping×Weight  $[h', w] = \text{Reduce}(g.\text{AConnection}, \text{inducedReductionTuple}, \text{inducedValueTuple})$ ;
38   |  $g'.\text{AConnection} = h'$ ;
39   |  $g'.\text{AReturnTuple} = \text{inducedReturnTuple}$ ;
40   | return  $[\text{RepresentativeGrouping}(g'), w]$ ;
41 end

```

right-edge weights  $(lw, rw)$ , then the weight vector is  $[lw, rw]$ . If the grouping is *DontCareGrouping*, then the weight vector is  $[lw + rw]$ .

**Algorithm 5: InsertBConnection****Input:** InternalGrouping  $g$ , Grouping  $h$ , ReturnTuple  $returnTuple$ **Output:** int – Insert  $(h, ReturnTuple)$  as the next B-connection of  $g$ , if they are a new combination; otherwise return the index of the existing occurrence of  $(h, ReturnTuple)$ 

```

1 begin
2   if there exists  $i \in [1..g.numberOfBConnections]$  such that  $g.BConnections[i] == h$  &&
    $g.BReturnTuples[i] == returnTuple$  then return  $i$ ;
3    $g.numberOfBConnections = g.numberOfBConnections + 1$ ;
4    $g.BConnections[g.numberOfBConnections] = h$ ;
5    $g.BReturnTuples[g.numberOfBConnections] = returnTuple$ ;
6   return  $g.numberOfBConnections$ ;
7 end

```

**Algorithm 6: Pointwise Addition****Input:** WCFLobDDs  $n1 = \langle fw1, h1, vt1 \rangle$ ,  $n2 = \langle fw2, h2, vt2 \rangle$ **Output:** CFLOBDD  $n = n1 + n2$ 

```

1 begin
   // Perform “weighted” cross product
2   Grouping×Tuple  $[g,pt] = WeightedPairProduct(h1,h2, fw1, fw2)$ ;
3   ValueTuple deducedValueTuple = [  $c1 \cdot vt1[i1] + c2 \cdot vt2[i2] : [((c1, i1), (c2, i2))] \in pt$  ];
   // Collapse duplicate leaf values, folding to the left
4   Tuple×Tuple  $[inducedReturnTuple, inducedReductionTuple] =$ 
   CollapseClassesLeftmost(deducedValueTuple);
5   Tuple inducedValueTuple = one of  $[\bar{1}, \bar{0}], [0, \bar{1}], [1, \bar{0}]$  based on inducedReturnTuple;
6   Grouping×Weight  $[g', fw] = Reduce(g, inducedReductionTuple, deducedValueTuple)$ ;
7   WCFLobDD  $n = RepresentativeCFLOBDD(fw, g', inducedValueTuple)$ ;
8   return  $n$ ;
9 end

```

Because the exit vertices of  $g.BConnections[j]$  are connected to  $g$ 's exit vertices via  $g.BReturnTuples[j]$ , the  $j^{th}$  row of  $M_B$  is the product of the weight vector for  $g.BConnections[j]$  (of size  $1 \times k_j$ ) and a “permutation matrix”  $PM^{g.BReturnTuples[j]}$  (of size  $k_j \times e$ ). Each entry of  $PM$  is either 0 or 1; each row must have exactly one 1; and each column must have at most one 1.

This definition can be stated equationally, where the expression in large brackets represents  $M_B$ .

$$weightOfExit_{1 \times e}^g = \begin{cases} [lw, rw]_{1 \times 2} & \text{if } g = \text{Fork} \\ [lw + rw]_{1 \times 1} & \text{if } g = \text{DontCare} \\ \left[ \begin{array}{c} weightOfExit_{1 \times p}^{g.ACConnection} \times \\ \vdots \\ weightOfExit_{1 \times k_j}^{g.BConnections[j]} \\ \times PM_{k_j \times e}^{g.BReturnTuples[j]} \\ \vdots \end{array} \right]_{p \times e} & \text{otherwise} \\ & j \in \{1..p\} \end{cases}$$

Pseudo-code for the algorithm is given as Alg. 13.

**Algorithm 7:** WeightedPairProduct**Input:** Groupings  $g_1, g_2$ ; Weights  $p_1, p_2$ **Output:** Grouping  $g$ :  $g_1 + g_2$ ; Tuple  $ptAns$ : tuple of pairs of exit vertices with corresponding weights

```

1 begin
2   if  $g_1$  is ConstantZeroCFLOBDD then return [  $g_2$ , [  $\langle (\bar{1}, 1), (\bar{0}, k) \rangle : k \in [1..g_2.numberOfExits]$  ] ];
3   if  $g_2$  is ConstantZeroCFLOBDD then return [  $g_1$ , [  $\langle (\bar{0}, k), (\bar{1}, 1) \rangle : k \in [1..g_1.numberOfExits]$  ] ];
4   if  $g_1 == g_2$  then return [  $g_1$ , [  $\langle (\bar{1}, k), (\bar{1}, k) \rangle : k \in [1..g_2.numberOfExits]$  ] ];
   // Similar for other base cases, with appropriate weights and exit vertices
   pairings
5   if  $g_1$  and  $g_2$  are fork groupings then
6     ForkGrouping  $g =$  new ForkGrouping(1,1);
7     return [  $g$ , [  $\langle (p_1 \cdot g_1.lw, 1), (p_2 \cdot g_2.lw, 1) \rangle, \langle (p_1 \cdot g_1.rw, 2), (p_2 \cdot g_2.rw, 2) \rangle$  ] ];
8   end
   // Pair the A-connections
9   Grouping×Tuple [  $gA, ptA$  ] = WeightedPairProduct( $g_1.AConnection, g_2.AConnection, p_1, p_2$ );
10  InternalGrouping  $g =$  new InternalGrouping( $g_1.level$ );
11   $g.AConnection = gA$  ;
12   $g.AReturnTuple = [1..|ptA|]$ ; // Represents the middle vertices
13   $g.numberOfBConnections = |ptA|$  ;
   // Pair the B-connections, but only for pairs in ptA
   // Descriptor of pairings of exit vertices
14  Tuple  $ptAns = []$ ;
   // Create a B-connection for each middle vertex
15  for  $j \leftarrow 1$  to  $|ptA|$  do
16    Grouping×Tuple [  $gB, ptB$  ] = WeightedPairProduct( $g_1.BConnections[ptA(j)(1)(2)],$ 
17     $g_2.BConnections[ptA(j)(2)(2)], ptA(j)(1)(1), ptA(j)(2)(1)$ );
18     $g.BConnections[j] = gB$ ;
   // Now create g.BReturnTuples[j], and augment ptAns as necessary
19     $g.BReturnTuples[j] = []$ ;
20    for  $i \leftarrow 1$  to  $|ptB|$  do
21       $c1 = g_1.BReturnTuples[ptA(j)(1)(2)](ptB(i)(1)(2))$ ; // an exit vertex of  $g_1$ 
22       $c2 = g_2.BReturnTuples[ptA(j)(2)(2)](ptB(i)(2)(2))$ ; // an exit vertex of  $g_2$ 
23       $f1 = g_1.BReturnTuples[ptA(j)(1)(2)](ptB(i)(1)(1))$ ; // an associated weight of  $g_1$ 
24       $f2 = g_2.BReturnTuples[ptA(j)(2)(2)](ptB(i)(2)(1))$ ; // an associated weight of  $g_2$ 
25      if  $\langle (f1, c1), (f2, c2) \rangle \in ptAns$  then // Not a new exit vertex of  $g$ 
26         $index =$  the  $k$  such that  $ptAns(k) == \langle (f1, c1), (f2, c2) \rangle$ ;
27         $g.BReturnTuples[j] = g.BReturnTuples[j] || index$ ;
28      else // Identified a new exit vertex of  $g$ 
29         $g.numberOfExits = g.numberOfExits + 1$ ;
30         $g.BReturnTuples[j] = g.BReturnTuples[j] || g.numberOfExits$ ;
31         $ptAns = ptAns || \langle (f1, c1), (f2, c2) \rangle$ ;
32      end
33    end
34  end
35  return [RepresentativeGrouping( $g$ ),  $ptAns$ ];
end

```

**Algorithm 8:** Kronecker Product

**Input:** WCFLobDDs  $n1 = \langle fw1, g1, vt1 \rangle$ ,  $n2 = \langle fw2, g2, vt2 \rangle$  with variable ordering of  $n1$ :

$x \bowtie y$  and  $n2$ :  $w \bowtie z$

**Output:** WCFLobDD  $n = n1 \otimes n2$  with variable ordering of  $n$ :  $(x||w) \bowtie (y||z)$

```

1 begin
2   if  $fw1 == \bar{0}$  or  $fw2 == \bar{0}$  then return ConstantZeroProtoCFlobDD( $n1.level$ );
3    $e = \text{index of } \bar{0} \text{ in } vt1$  (-1 if no such occurrence);
4    $e' = \text{index of } \bar{0} \text{ in } vt2$  (-1 if no such occurrence);
5   Grouping  $g = \text{KroneckerProductOnGrouping}(g1, g2, e, e')$ ;
6   ValueTuple  $vt$ ;
7   if  $e == -1$  then  $vt = vt2$ ;
8   if  $e == 1$  then  $vt = [\bar{0}, \bar{1}]$ ;
9   if  $e == 2$  and  $vt2 == [\bar{1}]$  then
10    |  $vt = vt2 || [\bar{0}]$ ;
11  else
12    |  $vt = vt2$ ;
13  end
14  return RepresentativeCFlobDD( $fw1 \cdot fw2, g, vt$ );
15 end

```

**Sampling.** To sample an assignment from the probability distribution efficiently, we need to perform the operation directly on the WCFLobDD that represents the probability distribution. Suppose that the WCFLobDD has  $l$  levels. If the distribution were given as a vector of weights,  $W = [w_1, \dots, w_{2^{2^l}}]$ , then the probability of selecting the  $p^{th}$  matched path would be

$$Prob(p) = \frac{w_p}{\sum_{i=1}^{2^{2^l}} w_i}$$

Because we do not have this information directly, instead of sampling one matched path, we will sample a set of matched paths that lead to an exit vertex. At top level, we will consider only those paths that lead to the terminal value  $\bar{1}$ . At every other grouping  $g$ , given an exit-vertex  $e$ , we will sample a path from all the matched paths that lead to  $e$ .

We take advantage of the structure of matched paths to break the assignment/path-sampling problem down into a sequence of smaller assignment/path-sampling problems that can be performed recursively. At each grouping  $g$  visited by the algorithm, the goal is to sample a matched path based on the weight of the matched path from the set of matched paths  $P_{g,i}$  (in the proto-WCFLobDD headed by  $g$ ) that lead from  $g$ 's entry vertex to a specific exit vertex  $i$  of  $g$ .

Consider a grouping  $g$  and a given exit vertex  $i$ . For each middle vertex  $m$  of  $g$ , the sum of weights of the matched paths from the entry vertex of  $g$  to  $i$  that passes through  $m$  forms a distribution  $D$  on  $g$ 's middle vertices. To sample a matched path from  $P_{g,i}$ , we (i) first sample the index ( $m_{index}$ ) of a middle vertex of  $g$  according to  $D$ , (ii) recursively sample on  $g.AConnection$  with respect to the exit vertex that leads to  $m_{index}$ , (iii) recursively sample on  $g.BConnection[m_{index}]$  with respect to the exit vertex that leads to  $i$ , (iv) concatenate the sampled paths to obtain the sampled path of  $g$ .

Only those B-connections of  $g$  whose exit vertices are connected to  $i$  contribute to the paths leading to  $i$ . Therefore, to sample a middle vertex, we need to consider only those B-connection groupings that lead to  $i$ . For such an  $i$ -connected B-connection grouping  $k$ , let  $(g.BReturnTuples[k])^{-1}[i]$

**Algorithm 9:** KroneckerProductOnGrouping**Input:** Groupings  $g_1, g_2$ ;  $e$  (exit of  $g_1$  that leads to  $\bar{0}$ ),  $e'$  (exit of  $g_2$  that leads to  $\bar{0}$ )**Output:** Grouping  $g'$  such that  $g' = g_1 \otimes g_2$ 

```

1 begin
2   InternalGrouping  $g' = \text{new InternalGrouping}(g.\text{level} + 1)$ ;
3    $g'.A\text{Connection} = g_1$ ;
4    $g'.A\text{ReturnTuple} = [1..|g_1.\text{numberOfExits}|]$ ;
5    $g'.\text{numberOfBConnections} = |g_1.\text{numberOfExits}|$ ;
6   if  $e == -1$  then
7      $g'.B\text{Connection}[1] = g_2$ ;
8      $g'.B\text{ReturnTuple}[1] = [1..|g_2.\text{numberOfExits}|]$ ;
9      $g'.\text{numberOfExits} = |g_2.\text{numberOfExits}|$ ;
10  end
11  if  $e == 1$  then
12     $g'.B\text{Connection}[1] = \text{ConstantZeroProtoCFLOBDD}(g.\text{level})$ ;
13     $g'.B\text{ReturnTuple}[1] = [1]$ ;
14     $g'.B\text{Connection}[2] = g_2$ ;
15    if  $e' == -1$  then  $g'.B\text{ReturnTuple}[2] = [2]$  ;
16    if  $e' == 1$  then  $g'.B\text{ReturnTuple}[2] = [1,2]$  ;
17    else  $g'.B\text{ReturnTuple}[2] = [2,1]$  ;
18     $g'.\text{numberOfExits} = 2$ ;
19  end
20  if  $e == 2$  then
21     $g'.B\text{Connection}[1] = g_2$ ;
22     $g'.B\text{ReturnTuple}[1] = [1..|g_2.\text{numberOfExits}|]$ ;
23     $g'.B\text{Connection}[2] = \text{ConstantZeroProtoCFLOBDD}(g.\text{level})$ ;
24    if  $e' == -1$  then  $g'.B\text{ReturnTuple}[2] = [2]$  ;
25    if  $e' == 1$  then  $g'.B\text{ReturnTuple}[2] = [1]$  ;
26    else  $g'.B\text{ReturnTuple}[2] = [2]$  ;
27     $g'.\text{numberOfExits} = 2$ ;
28  end
29  return RepresentativeGrouping( $g'$ );
30 end

```

denote the exit vertex of  $g.B\text{Connections}[k]$  that leads to  $i$ ; i.e.,  $\langle j, i \rangle \in g.B\text{ReturnTuples}[k] \Leftrightarrow (g.B\text{ReturnTuples}[k])^{-1}[i] = j$ .

Given the sum of weights of all matched paths leading to exit vertex  $i$  as  $\text{weightsOfExits}[i]$ , we can sample  $m_{\text{index}}$  based on the following probability expression (where  $g.A$  denotes  $g.A\text{Connection}$ ,  $g.B[k]$  denotes  $g.B\text{Connections}[k]$ , and  $g.BRT$  denotes  $g.B\text{ReturnTuples}$ ):

$$\text{Prob}(m_{\text{index}}) = \frac{\text{weightsOfExit}^{g.A}[m_{\text{index}}] \times \text{weightsOfExit}^{g.B}[m_{\text{index}}] [(g.BRT[m_{\text{index}}])^{-1}[i]]}{g.\text{weightsOfExit}[i]} \quad (4)$$

**Algorithm 10:** Matrix Multiplication**Input:** WCFLOBDDs  $n1 = \langle fw1, g1, vt1 \rangle$ ,  $n2 = \langle fw2, g2, vt2 \rangle$ **Output:** WCFLOBDD  $n = n1 \times n2$ 

```

1 begin
2   Grouping×MatMultTuple×Weight [g,m,w] = MatrixMultOnGrouping(g1, g2);
3   ValueTuple v_Tuple = [];
4   for  $i \leftarrow 1$  to  $|m|$  do
5     | Value  $v = \langle vt1, vt2 \rangle(m(i))$ ;
6     | v_Tuple = v_Tuple || v;
7   end
8   Tuple×Tuple [inducedValueTuple, inducedReductionTuple] =
9     CollapseClassesLeftmost(v_Tuple);
10  Grouping×Weight [g, fw] = Reduce(g, inducedReductionTuple, v_Tuple);
11  ValueTuple valueTuple = one of  $[\bar{0}, \bar{1}], [\bar{1}, \bar{0}], [\bar{0}], [\bar{1}]$  based on inducedValueTuple ;
12  WCFLOBDD n = RepresentativeCFLOBDD( $w \cdot fw \cdot fw1 \cdot fw2$ , g, valueTuple);
13 end

```

**Algorithm 11:** MatrixMultOnGrouping**Input:** Groupings  $g1, g2$ **Output:** Grouping×MatMultTuple×Weight [g,m,w] such that  $g = g1 \times g2$ 

```

1 begin
2   if  $g1.level == 1$  then // Base Case: matrices of size  $2 \times 2$ 
3     | // Construct a level 1 Grouping that reflects which cells of the product
4     | hold equal entries in the output MatMultTuple
5   end
6   if  $g1$  or  $g2$  is ConstantZeroProtoCFLOBDD then
7     | return [ ConstantZeroProtoCFLOBDD( $g1.level$ ),  $\{[(0,0), \bar{0}]\}, \bar{0}$  ];
8   end
9   if  $g1$  is Identity-Proto-CFLOBDD then
10    |  $m = [ \{[(0, k), \bar{1}]\} : k \in [1..g2.numberOfExits] ]$ ;
11    | return [ $g2, m, \bar{1}$ ];
12  end
13  if  $g2$  is Identity-Proto-CFLOBDD then
14    |  $m = [ \{[(k, 0), \bar{1}]\} : k \in [1..g1.numberOfExits] ]$ ;
15    | return [ $g1, m, \bar{1}$ ];
16  end
17  InternalGrouping g = new InternalGrouping( $g1.level$ );
18  Grouping×MatMultTuple×Weight [aa,ma,wa] = MatixMultOnGrouping( $g1.AConnection$ ,
19     $g2.AConnection$ );
20   $g.AConnection = aa$ ;  $g.AReturnTuple = [1..|ma|]$ ;
21   $g.numberOfBConnections = |ma|$ ;
22  // Continued in Alg. 12
23 end

```

**Algorithm 12:** MatrixMultOnGrouping (cont.)**Input:** Groupings  $g_1, g_2$ **Output:** Grouping $\times$ MatMultTuple $\times$ Weight  $[g, m, w]$  such that  $g = g_1 \times g_2$ 

```

19 begin
    // Interpret ma to (symbolically) multiply and add BConnections
20   MatMultTuple m = [];
21   Tuple valueTuple = [];
22   for  $i \leftarrow 1$  to  $|ma|$  do           // Interpret  $i^{\text{th}}$  BP in ma to create  $g.BConnections[i]$ 
      // Set  $g.BConnections[i]$  to the (symbolic) weighted dot product
       $\sum_{((k_1, k_2), v) \in ma(i)} v * g_1.BConnections[k_1] * g_2.BConnections[k_2]$ 
23   CFLOBDD curr_cflobdd = ConstantCFLOBDD( $g_1.level$ ,  $[\bar{0}_{BP}]$ );
24   for  $((k_1, k_2), v) \in ma(i)$  do
25     Grouping $\times$ MatMultTuple $\times$ Weight  $[bb, mb, wb] =$ 
      MatrixMultOnGrouping( $g_1.BConnections[k_1]$ ,  $g_2.BConnections[k_2]$ );
26     MatMultTuple mc = [];
27     Tuple inducedValueTuple = [];
28     for  $j \leftarrow 1$  to  $|mb|$  do
29        $BP\ bp = \langle g_1.BReturnTuples[k_1], g_2.BReturnTuples[k_2] \rangle (mb(j))$ ;
30        $mc = mc \parallel bp$ ;  $valueTuple\_B = valueTuple\_B \parallel wb$ ;
31     end
32     Tuple $\times$ Tuple  $[inducedMatMultTuple, inducedReductionTuple] =$ 
      CollapseClassesLeftmost(mc);
33      $[bb, fw] = Reduce(bb, inducedReductionTuple, valueTuple\_B)$ ;
34     CFLOBDD  $n = RepresentativeCFLOBDD(fw, bb, inducedMatMultTuple)$ ;
35      $curr\_cflobdd = curr\_cflobdd + v * n$ ;           // Accumulate symbolic sum
36   end
37    $g.BConnection[i] = curr\_cflobdd.grouping$ ;
38    $g.BReturnTuples[i] = curr\_cflobdd.valueTuple$ ;
39    $m = m \parallel curr\_cflobdd.valueTuple$ ;
40    $valueTuple = valueTuple \parallel curr\_cflobdd.factor\_weight$ 
41 end
42  $g.numberOfExits = |m|$ ;
43 Tuple $\times$ Tuple  $[inducedMatMultTuple, inducedReductionTuple] = CollapseClassesLeftmost(m)$ ;
44  $[g, fw] = Reduce(g, inducedReductionTuple, valueTuple)$ ;
45 return  $[RepresentativeGrouping(g), m, fw]$ ;
46 end

```

Using this process,  $m_{index}$  is selected. The sampling procedure is called recursively on  $g$ 's A-connection, which returns an assignment  $a_A$ , and then on B-connection  $[m_{index}]$  of  $g$ , which returns an assignment  $a_B$ . The sampled path/assignment of grouping  $g$  is  $a = a_A \parallel a_B$ .

At level-0 (the base case), if  $g$  is a DontCareGrouping, the assignment is sampled from "0" and "1" in proportion to the edge weights ( $lw, rw$ ). If  $g$  is a ForkGrouping, the assignment "0" or "1" is chosen according to the specified index  $i$ . Pseudo-code for the sampling algorithm is given as Alg. 14.

Received 2024-04-01; accepted 2024-08-18



**Algorithm 13:** ComputeWeights**Input:** Grouping  $g$ 


---

```

1 begin
2   if  $g.level == 0$  then
3     if  $g == DontCareGrouping$  then
4        $g.weightsOfExits = [g.lw + g.rw];$ 
5     else //  $g == ForkGrouping$ 
6        $g.weightsOfExits = [g.lw, g.rw];$ 
7     end
8   else
9     ComputeWeights( $g.AConnection$ );
10    for  $i \leftarrow 1$  to  $g.numberOfBConnections$  do
11      ComputeWeights( $g.BConnection[i]$ );
12    end
13     $g.weightsOfExits =$  a  $\bar{0}$ -initialized array of length  $|g.numberOfExits|$ ;
14    for  $i \leftarrow 1$  to  $g.numberOfBConnections$  do
15      for  $j \leftarrow 1$  to  $g.BConnection[i].numberOfExits$  do
16         $k = BReturnTuples[i](j);$ 
17         $g.weightsOfExits[k] +=$ 
18           $g.AConnection.weightsOfExits[i] * g.BConnection[i].weightsOfExits[j];$ 
19      end
20    end
21  end
22 end

```

---

**Algorithm 14:** Sample an Assignment from a WCFLobDD

---

```

1 Algorithm SampleAssignment( $n$ )
   Input: WCFLobDD  $n = \langle fw, g, vt \rangle$ 
   Output: Assignment sampled from  $n$  according to  $vt$ .
2   begin
3      $i =$  the index of  $\bar{1}$  in  $vt$ ;
4     Assignment  $a =$  SampleOnGroupings( $g, i$ );
5     return  $a$ ;
6   end
7 end

1 SubRoutine SampleOnGroupings( $g, i$ )
   Input: Grouping  $g$ , Exit index  $i$ 
   Output: Assignment for a path leading to exit  $i$  of  $g$ , sampled in proportion to path
           weights
2   begin
3     if  $g.level == 0$  then
4       if  $g == \text{DontCareGrouping}$  then
5         // random( $w_1, w_2$ ) returns 1 if  $w_1$  is chosen, else  $w_2$ 
6         return random( $g.lw, g.rw$ ) ? "0" : "1";
7       else //  $g == \text{ForkGrouping}$ , so  $i \in \{1, 2\}$ 
8         return ( $i == 1$ ) ? "0" : "1"
9       end
10      end
11      Tuple WeightsOfPathsLeadingToI = [];
12      for  $j \leftarrow 1$  to  $g.numberOfBConnections$  do // Build weight info tuple from
13        which to sample
14        if  $i \in g.BReturnTuples[j]$  then // if  $j^{th}$  B-connection leads to  $i$ 
15          WeightsOfPathsLeadingToI = WeightsOfPathsLeadingToI ||
16          ( $g.AConnection.WeightsOfExits[j] * g.BConnections[j].weightsOfExits[k]$ ),
17          where  $i = BReturnTuples[j](k)$ ;
18        end
19      end
20       $m_{index} \leftarrow$  Sample(WeightsOfPathsLeadingToI); // Sample middle-vertex index
21       $m_{index}$ 
22      Assignment  $a =$  SampleOnGroupings( $g.AConnection, m_{index}$ ) ||
23      SampleOnGroupings( $g.BConnection[m_{index}], k$ ), where  $i =$ 
24       $BReturnTuples[m_{index}](k)$ ;
25      return  $a$ ;
26    end
27  end

```

---