

Lagrangian-based online safe reinforcement learning for state-constrained systems

Soutrik Bandyopadhyay^a, Shubhendu Bhasin^a

^a*Department of Electrical Engineering, Indian Institute of Technology New Delhi*

Abstract

This paper proposes a safe reinforcement learning (RL) algorithm that approximately solves the state-constrained optimal control problem for continuous-time uncertain nonlinear systems. We formulate the safe RL problem as the minimization of a Lagrangian that includes the cost functional and a user-defined barrier Lyapunov function (BLF) encoding the state constraints. We show that the analytical solution obtained by the application of Karush-Kuhn-Tucker (KKT) conditions contains a state-dependent expression for the Lagrange multiplier, which is a function of uncertain terms in the system dynamics. We argue that a naive estimation of the Lagrange multiplier may lead to safety constraint violations. To obviate this challenge, we propose an Actor-Critic-Identifier-Lagrangian (ACIL) algorithm that learns optimal control policies from online data without compromising safety. We provide safety and boundedness guarantees with the proposed algorithm and compare its performance with existing offline/online RL methods via a simulation study.

Key words: Approximate dynamic programming; Safe reinforcement learning; Optimal control; Barrier Lyapunov functions.

1 Introduction

Reinforcement learning (RL) has recently been used in control theory to solve optimal control problems under uncertainties [1,2,3,4,5,6]. Leveraging the general framework of RL, control-theoretic strategies have found reasonable success for discrete-time [1,2,3] and continuous-time [4,5,6] systems under both deterministic and stochastic settings. Despite its successes, the implementation of such learning-based controllers on safety-critical systems is still challenging, primarily due to lack of provable safety guarantees with on-policy RL algorithms. Specifically, due to inadequate knowledge of the system dynamics during training, on-policy RL algorithms tend to naively explore the state space without considering safety objectives. Thus, solely relying on on-policy RL-based controllers may lead to safety violations. To alleviate this challenge, the field of safe reinforcement learning (safe RL) emerged, and researchers are actively seeking to bolster RL algorithms with safety guarantees [7,8,9,10,11,12,13,14,15].

In the context of safe RL-based control, “safety” often refers to the satisfaction of user-defined constraints during training and deployment. Specifically, safety formulations in dynamical systems often seek to ensure invariance of constraint sets on state or control action [16]. Based on this mathematical formulation, some common approaches to ensuring safety for RL-based control include - using control barrier functions (CBF) [7,8], model predictive control (MPC) [9,10,11], temporal logic (TL) specifications [12,13], and using Gaussian processes [14,15], to name a few. Control barrier functions and its Lyapunov-like counterpart - barrier Lyapunov functions (BLF) [17] provide a method for studying the forward invariance of constraint sets through a Lyapunov-like analysis, without the necessity to compute the system trajectories.

Another school of thought in solving optimal control problems under constraints is to use numerical approaches (see e.g. [18,19] and [20] for a detailed survey) that provide close-to optimal solutions for the desired objective functional under user-defined state and actuation constraints. However, these methods usually assume complete knowledge of the system and are generally computed offline.

To enable adaptation to parametric uncertainties online, several on-policy RL algorithms have been proposed

* This paper was not presented at any IFAC meeting. Corresponding author Soutrik Bandyopadhyay.

Email addresses:

Soutrik.Bandyopadhyay@ee.iitd.ac.in (Soutrik Bandyopadhyay), sbhasin@ee.iitd.ac.in (Shubhendu Bhasin).

in the literature [4,5,21,22] aiming to solve the optimal control problem in a continuous-time deterministic setting. Inspired by these methods, numerous safe RL algorithms have been proposed, such as barrier transformation based techniques [23,24,25] which transform the constrained state into an unconstrained state and subsequently apply approximate dynamic programming techniques. Another class of methods augment the barrier Lyapunov functions to the cost functional of the optimal control problem [26,27]. While the barrier transformation methods can only be applied for box constraints on the state, the methods in [26,27] rely on the assumption that the resulting value function is continuously differentiable (see [24]) which may not hold for systems and safe sets in general. The authors of [28] proposed an online RL algorithm using a “safeguarding controller” that uses the gradient of a user-defined barrier Lyapunov function to modify the optimal control law in a minimally invasive fashion to ensure safety. The method uses a gain term to trade-off the safety and stability objectives.

Furthermore, recent developments in the field of safe RL for control include [29,30,31,32,33]. The authors of [29] develop a safe Q-learning algorithm for continuous-time linear time invariant systems using reciprocal control barrier functions. In [30], the authors use the integral concurrent learning technique along with multiple barrier functions to ensure safety under parametric system uncertainties. In [31], a safety aware critic-only RL algorithm is developed that solves the pursuit-evasion zero-sum differential game under uncertain environments. The authors of [32] develop a safe actor-critic algorithm to guide a missile to its target while avoiding unsafe areas. In [33], a general characterization of smooth safety filters is developed based on the Implicit function theorem.

A promising approach for computing safe RL policies is to minimize the desired cost functional w.r.t. (with respect to) a constraint on the time derivative of a user-defined candidate BLF or a candidate CBF. The optimal control law for this formulation may be found using the Karush-Kuhn-Tucker (KKT) conditions [34] along with an optimal Lagrange multiplier dependent on the state. However, the optimal Lagrange multiplier includes unknown terms of the uncertain drift dynamics and optimal value function. While the authors of [34] proposed an offline method using a safe Galerkin successive approximation to learn the optimal control policy, we show that a naive extension to an online algorithm fails to ensure the safety of the underlying system under some non-trivial scenarios.

To alleviate this challenge, in this paper, we propose an on-policy RL algorithm, utilizing an online estimate for the optimal Lagrange multiplier, that approximately solves the optimal control problem online for a class of deterministic continuous-time nonlinear systems with parametric uncertainties under user-defined

state constraints. The proposed Actor-Critic-Identifier-Lagrangian (ACIL) algorithm extends the approach in [5,22] to the constrained setting by including an online estimate of the Lagrange multiplier. The proposed method is similar in spirit to [28]; however, differs in the sense that while the gain for the safeguarding controller in [28] is held constant, our approach uses an estimate of the Lagrange multiplier that varies according to the safety requirements of the current state. We rigorously show that the proposed approach guarantees both safety and stability. Through simulations, we observe better performance in terms of the total cost accrued. Consequently, we argue that the use of the proposed Lagrange multiplier estimate in an optimal controller leads to both safety enhancement and performance improvement.

1.1 Contributions

In the literature, it is often observed that ensuring safety of uncertain systems often comes at the cost of optimality. Specifically, under parametric uncertainties of the system dynamics, safe RL algorithms prioritize safety and tend to be suboptimal w.r.t. the desired cost functional. This paper aims to bridge the gap between safety and optimality, without compromising the safety of the system.

The contributions of this paper are three-fold. First, we formulate the safety problem of RL-based optimal control as the minimization of the desired cost functional subject to a constraint involving the time derivative of the BLF. We subsequently formulate the equivalent Lagrangian functional and develop optimal control law for the constrained system via the KKT conditions. Second, we show that the naive estimation of the Lagrange multiplier fails to ensure safety of the underlying system. Third, we propose an online estimator for the Lagrange multiplier that ensures safety of the RL agent. The proposed Actor-Critic-Identifier-Lagrangian algorithm generates a control action that bridges the gap between safety and performance, i.e., the proposed controller provides safeguarding action only when needed. When the state trajectories are away from the unsafe region, the optimizing control action dominates. On the other hand, when the state approaches the boundary of the safe set, the safeguarding control action dominates and ensures safety. We argue that under such an estimation of the Lagrange multiplier, the proposed method is able to ensure safety while being less conservative than similar methods in the literature. To demonstrate the efficacy of the proposed controller, we perform simulation studies on two systems with both convex and non-convex state constraints and compare our results with similar approaches in the literature.

1.2 Notation

We use $\|\cdot\|$ to denote the Euclidean norm for the vectors and the corresponding induced norm for matrices. We

use ∇_x to denote the gradient operator with respect to the state x , or in other words, $\nabla_x(\cdot) \triangleq \frac{\partial(\cdot)}{\partial x}$. Let \mathbb{I}_n denote the $n \times n$ identity matrix. Let \mathcal{L}_∞ denote the set of all bounded signals. For a compact set \mathcal{C} , we define the sets $\partial\mathcal{C}$ and $\text{Int}(\mathcal{C})$ to be the boundary and the interior of the set \mathcal{C} , respectively. We denote the set of all natural numbers upto and including n by \mathbb{N}_n . We define $\|\cdot\| \triangleq \sup_{x \in \text{Int}(\mathcal{C})} \|(\cdot)\|$ for a continuous mapping $(\cdot) : \mathcal{C} \rightarrow \mathbb{R}^q$. $\lambda_{\min}(A)$ denotes the minimum eigenvalue of the square matrix A .

2 Problem Formulation

In this paper, we consider the state-constrained optimal control problem for a class of nonlinear systems

$$\dot{x} = f(x, \theta) + g(x)u, \quad x(t_0) = x_0, \quad (1)$$

where $x(t) \in \mathbb{R}^n$ and $u(t) \in \mathbb{R}^m$ are the state and control vectors, respectively; $f : \mathbb{R}^n \times \mathbb{R}^p \rightarrow \mathbb{R}^n$ and $g : \mathbb{R}^n \rightarrow \mathbb{R}^{n \times m}$ are Lipschitz continuous functions and $\theta \in \Theta \subset \mathbb{R}^p$ is a constant unknown parameter vector. We consider the drift dynamics $f(x, \theta)$ to be linear in the parameter θ , i.e.

$$f(x, \theta) = Y(x)\theta, \quad (2)$$

where we denote the continuous function $Y : \mathbb{R}^n \rightarrow \mathbb{R}^{n \times p}$ as the regressor, with $Y(0) = 0$. We assume complete knowledge of the functions $Y(x)$ and $g(x)$, and state x is considered to be measurable. The objective of the safe RL agent is to choose a control policy $u(t) \forall t \in [t_0, \infty)$, that minimizes the cost functional

$$J(x, t_0) = \int_{t_0}^{\infty} r(x, u)dt, \quad (3)$$

where the positive semi-definite function $r : \mathbb{R}^n \times \mathbb{R}^m \rightarrow \mathbb{R}$ denotes the instantaneous cost function. In the present work, we solve the optimal regulation problem for the system in (1) using the cost function defined as

$$r(x, u) \triangleq Q(x) + \frac{1}{2}u^T R u, \quad (4)$$

where $Q : \mathbb{R}^n \rightarrow \mathbb{R}$ is a positive semi-definite function of the state with $Q(0) = 0$ and $R \in \mathbb{R}^{m \times m}$ is a positive-definite control effort weight matrix. In addition to minimizing the cost functional in (3), the control policy must also ensure the safety of the system by ensuring the forward invariance [16] of a user-defined compact set $\mathcal{C} \subset \mathbb{R}^n$ containing the origin, i.e.,

$$x(t_0) \in \mathcal{C} \implies x(t) \in \mathcal{C} \quad \forall t \in [t_0, \infty). \quad (5)$$

To ensure satisfaction of (5), we transform the set membership constraint to an equivalent formulation using a barrier Lyapunov function (BLF), as discussed in the subsequent section.

2.1 Constraint reformulation using barrier Lyapunov functions

We define a barrier Lyapunov function over the constraint set \mathcal{C} as follows

Definition 1 (Barrier Lyapunov function [17])

A positive-definite continuously differentiable function $B_f(x) : \mathcal{C} \rightarrow \mathbb{R}$ satisfying $B_f(0) = 0$, $B_f(x) > 0 \quad \forall x \in \mathcal{C} \setminus \{0\}$, and $\lim_{x \rightarrow \partial\mathcal{C}} B_f(x) = \infty$ is called a barrier Lyapunov function (BLF), if its time derivative along the system trajectories is negative semi-definite, i.e., $\dot{B}_f(x) \leq 0 \quad \forall x \in \text{Int}(\mathcal{C})$.

We now use the definition of BLF to state the following Lemma which relates the concepts of BLF and forward invariance of \mathcal{C} .

Lemma 1 *The existence of a BLF B_f over the compact constraint set \mathcal{C} for a system $\dot{x} = f(x, \theta) + g(x)u$, implies that \mathcal{C} is forward invariant [17, Lemma 1].*

From Lemma 1, we can infer that provided a user-defined BLF B_f and a control policy $u(t)$ satisfying $\dot{B}_f|_{u(t)} \leq 0$, we can ensure the satisfaction of the constraint (5). We can thus reformulate the state constraint (5) to an equivalent formulation using the BLF B_f as

$$\begin{aligned} \dot{B}_f(x(t)) &\leq 0 \\ \implies \nabla_x B_f(x)^T [f(x, \theta) + g(x)u] &\leq 0 \quad \forall t \in [t_0, \infty), \end{aligned} \quad (6)$$

where the time dependence of the signals have been suppressed for notational brevity. We would utilize this constraint reformulation to obtain a closed-form solution for the original constrained optimal control problem. Specifically, we construct a user-defined candidate BLF $B_f(x)$ in such a way that the following assumption holds.

Assumption 1 $\exists \gamma \in \mathbb{R}_{>0}$ satisfying $\gamma \|\nabla_x B_f(x)\| \geq B_f(x) \quad \forall x \in \text{Int}(\mathcal{C})$. Additionally, $\|\nabla_x B_f(0)\| = 0$.

The knowledge of the constant γ is used in Section 5 for obtaining the largest invariant subset of \mathcal{C} . We provide a few examples of commonly used BLFs in Table 1 that satisfy Assumption 1.

Table 1
Value of γ for commonly used BLFs satisfying Assumption 1

Safe set (\mathcal{C})	Candidate BLF ($B_f(x)$)	γ
$\{x \in \mathbb{R}^n : \ x\ \leq \beta\}$	$\ln\left(\frac{\beta^2}{\beta^2 - x^T x}\right)$	0.5β
$\{x \in \mathbb{R}^n : x_i \leq a_i \quad \forall i \in \mathbb{N}_n\}$	$\sum_i \ln\left(\frac{a_i^2}{a_i^2 - x_i^2}\right)$	$0.5 \max_i(a_i)$

We now state the main problem formulation for the present work, the BLF-based state-constrained optimal control problem (BLF-COCP)

Problem 1 (BLF-COCP)

$$\min_{u(\tau) \forall \tau \in [t_0, \infty)} \int_{t_0}^{\infty} Q(x(\tau)) + \frac{1}{2}u(\tau)^T R u(\tau) d\tau, \quad (7a)$$

$$s.t. \quad \nabla_x B_f^T[f(x, \theta) + g(x)u(t)] \leq 0, \quad (7b)$$

$$\dot{x} = f(x(t), \theta) + g(x(t))u(t) \quad \forall t \in [t_0, \infty), \quad (7c)$$

$$x(t_0) \in \mathcal{C}. \quad (7d)$$

2.2 Feasibility of BLF-COCP

We will now show that there exists at least one feasible control policy that satisfies the constraints of Problem 1. We make the following assumptions on the control effectiveness matrix $g(x)$ and the candidate BLF $B_f(x)$

Assumption 2 *The control effectiveness matrix $g(x)$ satisfies $\lambda_{\min}(R_g(x)) > l_g$ and $\|R_g(x)\| \leq \bar{R}_g \quad \forall x \in \mathcal{C}$, where $R_g(x) : \mathbb{R}^n \rightarrow \mathbb{R}^{n \times n}$ is defined as $R_g(x) \triangleq g(x)R^{-1}g^T(x)$ and $\bar{R}_g, l_g \in \mathbb{R}_{>0}$ are computable positive constants.*

Assumption 3 *The control matrix $g(x)$ and the barrier Lyapunov function $B_f(x)$ satisfy the condition $\nabla_x B_f^T(x)g(x) \neq 0 \quad \forall x \in \text{Int}(\mathcal{C}) \setminus \{0\}$.*

Remark 1 *Assumption 3 may be considered as a controllability condition, extended to incorporate a sense of safety. The assumption may be verified a-priori by appropriately constructing the candidate BLF $B_f(\cdot)$. Additionally, Assumption 3 may be relaxed by placing a condition on the unforced drift dynamics $f(x)$ [28, Remark 2].*

We now state the following Lemma.

Lemma 2 *Under Assumption 3, there exists a control policy $u_{safe}(x) = -\frac{g(x)^T \nabla_x B_f(x)}{\|g(x)^T \nabla_x B_f(x)\|^2} \nabla_x B_f^T(x)f(x, \theta)$, satisfying the constraints of Problem 1¹.*

From Lemma 2, we can conclude that there exists at least one feasible control policy satisfying the constraints of Problem 1.

3 Lagrangian-based constrained optimal control

Typically, constrained optimization problems are solved by defining a Lagrangian that transforms the problem into an equivalent unconstrained optimization problem

¹ Lemma 2 can be verified by substituting u_{safe} in the LHS of constraint (7b).

[35]. In the same vein, constrained optimal control problems can be solved by adjoining the performance objective functional with the constraints weighted by a Lagrange multiplier [36, Section 3.2]. The Hamiltonian $H : \mathbb{R}^n \times \mathbb{R}^m \times \mathbb{R}^n \rightarrow \mathbb{R}$, for the optimal control problem is defined as

$$H(x, u, \nabla_x V_u) = r(x, u) + \nabla_x V_u^T (f(x) + g(x)u), \quad (8)$$

where $V_u : \mathbb{R}^n \rightarrow \mathbb{R}$ is the value function for the unconstrained optimal control problem.

The state-constrained optimal control problem (Problem 1) is reformulated as a constrained Hamiltonian minimization problem as follows

Problem 2

$$u^*(x) = \min_u H(x, u, \nabla_x V^*(x)), \quad (9a)$$

$$s.t. \quad \nabla_x B_f^T[f(x, \theta) + g(x)u(t)] \leq 0, \quad (9b)$$

where $V^* : \mathbb{R}^n \rightarrow \mathbb{R}$ is the optimal value function for the constrained Problem 1. It can be shown that the Problem 2 and Problem 1 are point-wise equivalent. To solve Problem 2 and consequently Problem 1, we define the Lagrangian (cf. [34]) as

$$L(x, u, \lambda) \triangleq H(x, u, \nabla_x V^*(x)) + \lambda \nabla_x B_f^T[f(x, \theta) + g(x)u],$$

where the dual variable $\lambda(x) : \mathbb{R}^n \rightarrow \mathbb{R}$ is the state-dependent Lagrange multiplier. According to the Lagrangian theory, the solution to the constrained problem (Problem 2) is achieved by unconstrained minimization of $L(\cdot)$ subject to the control law u and the dual variable λ [35]. We observe that the optimization problem in Problem 2 is convex in the decision variable $u(t)$. Thus, the optimal solution can be obtained by invoking the Karush-Kuhn-Tucker (KKT) conditions [35, Section 5.3.3] which are both necessary and sufficient for optimality. We thus write

$$\frac{\partial}{\partial u} \left[r(x, u) + \lambda^* \nabla_x B_f^T(f + gu) + \nabla_x V^{*T}(f + gu) \right] = 0, \quad (10a)$$

$$\lambda^*(x(t)) \nabla_x B_f^T(f + gu^*) = 0, \quad (10b)$$

$$\lambda^*(x(t)) \geq 0 \quad \forall t \in \mathbb{R}_{\geq t_0}. \quad (10c)$$

Using the first order condition in (10a) and the instantaneous cost function from (4), we can write the optimal control law for Problem 1 as

$$u^*(x) = -R^{-1}g^T(x)[\nabla_x V^*(x) + \lambda^*(x)\nabla_x B_f(x)] = u_v^*(x) + u_\lambda^*(x), \quad (11)$$

where, the control law $u^*(x)$ consists of two components namely the value function component $u_v^*(x) \triangleq$

$-R^{-1}g^T(x)\nabla_x V^*(x)$ and the safeguarding controller $u_\lambda^*(x) \triangleq -\lambda^*(x)R^{-1}g^T(x)\nabla_x B_f(x)$. Additionally, we observe that the control law in (11) satisfies the second-order sufficient conditions as $\frac{\partial^2 L}{\partial u^2} = R \succ 0$. Substituting (11) in the complementary slackness condition (10b) and using the condition on the dual constraint (10c) we obtain the optimal Lagrange multiplier (cf. [34]) as

$$\lambda^*(x) = \begin{cases} \max\left(\frac{C_s^*(x)}{R_{bf}(x)}, 0\right), & \text{if } \nabla_x B_f(x) \neq 0, \\ 0, & \text{otherwise,} \end{cases} \quad (12)$$

where $R_{bf}(x) \triangleq \nabla_x B_f(x)^T R_g(x) \nabla_x B_f(x)$, $R_g(x)$ was defined in Assumption 2 and

$$C_s^*(x) \triangleq \nabla_x B_f(x)^T f(x, \theta) - \nabla_x B_f(x)^T R_g(x) \nabla_x V^*. \quad (13)$$

Substituting the values of $u^*(x)$ and $\lambda^*(x)$ in the definition of the Lagrangian, we obtain the optimality condition

$$0 = \min_{u(t), \lambda(x)} \left[r(x, u) + \lambda \nabla_x B_f^T [f(x, \theta) + g(x)u] + \nabla_x V^{*T} [f(x, \theta) + g(x)u] \right] \quad \forall x \in \mathbb{R}^n. \quad (14)$$

Lemma 3 *For the constrained optimal control problem defined in Problem 1, the control law in (11) with the Lagrange multiplier defined in (12) satisfies the following properties.*

- i. **Optimality:** $u^*(x)$ is the optimal solution to Problem 1.
- ii. **Safety:** The set \mathcal{C} is forward invariant for the system in (1).
- iii. **Stability:** The origin is locally asymptotically stable with respect to the system in (1).

Proof

- i. Using (14) and the complementary slackness relation (10b), we can write

$$r(x, u^*(x)) + \nabla_x V^{*T} [f(x, \theta) + g(x)u^*] = 0.$$

Using the definition of Hamiltonian, we can rewrite the above expression as $H(x, u^*, \nabla_x V^*) = 0$, which is the optimality condition (Hamilton-Jacobi-Bellman equation) for infinite horizon optimal control problems [5,34]. Thus $u^*(x)$ is the optimal solution to Problem 1.

- ii. Consider the positive-definite candidate Lyapunov function $B_f(x)$. The time derivative of the same along the system trajectories is given by $\dot{B}_f(x) =$

$\nabla_x B_f(x)^T [f(x, \theta) + g(x)u^*(x)]$. Substituting $u^*(x)$ and $\lambda^*(x)$ from (11) and (12) respectively, we write

$$\dot{B}_f(x) = \begin{cases} C_s^*(x), & \text{if } C_s^*(x) \leq 0 \text{ and } \nabla_x B_f(x) \neq 0, \\ 0, & \text{otherwise.} \end{cases}$$

We observe that the time derivative of the BLF $B_f(x)$ can be bound as $\dot{B}_f(x) \leq 0$. We thus conclude that $B_f(x)$ is a valid Barrier Lyapunov function. Invoking Lemma 1, we can show that the set \mathcal{C} is forward invariant for the system in (1).

- iii. Consider the candidate Lyapunov function $V^*(x)$. Taking the time derivative along the system trajectories we have $\dot{V}^*(x) = \nabla_x V^*(x)^T [f(x, \theta) + g(x)u^*]$. Using (10b) and (14) we can write $\dot{V}^*(x) = -r(x, u^*(x)) < 0 \quad \forall x \in \text{Int}(\mathcal{C}) \setminus \{0\}$. We observe that $\dot{V}^*(\cdot)$ is negative definite in the domain of $\text{Int}(\mathcal{C})$. As a result, the origin is locally asymptotically stable for the system in (1) [37]. \square

Remark 2 *The term $C_s^*(x)$ is the time-derivative of the BLF $B_f(x)$ under the control law $u_v^*(x)$ (i.e., without the influence of the safeguarding controller $u_\lambda^*(x)$). If $C_s^*(x)$ is negative at a particular state x , then the value function component of the control law ($u_v^*(\cdot)$) alone suffices to ensure system safety at x and thus, the optimal control law switches off the safeguarding controller (i.e., $u_\lambda^*(x) = 0$). On the other hand, when $C_s^*(x)$ is positive, the safeguarding controller ($u_\lambda^*(x)$) is switched on, and the optimal control law in (11) ensures $\dot{B}_f(x) \leq 0$ at state x .*

Since $V^*(x)$ and θ are unknown, the terms $C_s^*(\cdot)$ and consequently $\lambda^*(\cdot)$ are unknown. In the subsequent section, we propose an online estimation technique to approximate these terms, leading to the design of the approximate optimal controller.

4 Online estimation of the constrained optimal controller

Since the value function $V^*(x)$ is unknown and difficult to compute analytically, we use a single-layer neural network defined over a compact set $\mathcal{D} \subset \mathbb{R}^n$ containing the origin such that $\mathcal{C} \subseteq \mathcal{D}$, to approximate $V^*(x)$. To that end, we consider a continuously differentiable user-defined basis function $\phi(x) : \mathcal{D} \rightarrow \mathbb{R}^b$ with $\phi(0) = 0$ and $\nabla_x \phi(0) = 0$. We parameterize the value function $V^*(x)$ as

$$V^*(x) = W^T \phi(x) + \epsilon(x), \quad (15)$$

where $W \in \mathbb{R}^b$ is the unknown weight vector, and $\epsilon : \mathcal{D} \rightarrow \mathbb{R}$ is the function reconstruction error for the proposed neural network.

Assumption 4 *An upper-bound of the norm of the neural network weight $\|W\| \leq \bar{W}$ is known, where $\bar{W} \in \mathbb{R}_{>0}$ is a positive constant.*

Assumption 4 is standard in the literature of approximate dynamic programming [4,5,22]. The knowledge of this upper-bound would be subsequently used to establish bounds on the estimates of W .

Lemma 4 *The neural network function reconstruction error $\epsilon(x)$ and its derivative w.r.t. state are bounded as $\|\epsilon(x)\| \leq \bar{\epsilon}$ and $\|\nabla_x \epsilon(x)\| \leq \bar{\epsilon}_d \quad \forall x \in \mathcal{D}$, where $\bar{\epsilon}, \bar{\epsilon}_d \in \mathbb{R}_{>0}$ are positive constants. Additionally these bounds can be made arbitrarily close to zero by choosing an appropriate basis function ϕ and increasing the number of neurons [38].*

Further, we consider the drift dynamics in (2) to be parameterized by an unknown parameter θ , which, we estimate by $\hat{\theta}(t) \in \mathbb{R}^p$. Thus, the estimated drift dynamics is defined as

$$\hat{f}(x, \hat{\theta}) = Y(x)\hat{\theta}. \quad (16)$$

We design two estimates of the unknown weight vector W in (15), i.e., $\hat{W}_a(t) \in \mathbb{R}^b$ that is used to estimate the control action, and $\hat{W}_c(t) \in \mathbb{R}^b$ that is used to estimate the value function. Thus, we write the estimate for the value function from (15) and control law from (11) as

$$\hat{V}(x, \hat{W}_c) = \hat{W}_c^T \phi(x), \quad (17)$$

$$\hat{u}(x, \hat{W}_a, \hat{\theta}) = -R^{-1}g^T(x)[\nabla_x \phi(x)^T \hat{W}_a + \hat{\lambda}(x, \hat{W}_a, \hat{\theta}) \nabla_x B_f(x)], \quad (18)$$

respectively, where $\hat{\lambda}(x, \hat{W}_a, \hat{\theta}) : \mathbb{R}^n \times \mathbb{R}^b \times \mathbb{R}^p \rightarrow \mathbb{R}$ is a subsequently designed online estimate of the Lagrange multiplier defined in (12).

We now propose an online on-policy² RL algorithm consisting of the following components.

- **Actor** - The update law for \hat{W}_a for estimating the control law, based on the minimization of the actor parameter estimation error $\tilde{W}_a(t) \triangleq W - \hat{W}_a(t)$.
- **Critic** - The update law for \hat{W}_c for estimating the value function, based on the minimization of the critic parameter estimation error $\tilde{W}_c(t) \triangleq W - \hat{W}_c(t)$.
- **Identifier** - The update law for $\hat{\theta}$ for estimating the system drift dynamics, based on the minimization of the parameter estimation error $\hat{\theta}(t) \triangleq \theta - \hat{\theta}(t)$.
- **Lagrangian** - The algebraic expression for $\hat{\lambda}$ estimating the optimal Lagrange multiplier, based on the minimization of the error $\tilde{\lambda}(x) \triangleq \lambda^*(x) - \hat{\lambda}(x)$.

² A reinforcement learning algorithm is said to be on-policy, if the data used to train the policy is generated by applying the same policy[2].

We now provide details of each of the components of the proposed Actor-Critic-Identifier-Lagrangian (ACIL) algorithm in the following subsections.

4.1 Online estimation of Lagrange multipliers

We observe that the Lagrange multiplier derived in Section 3 involves the $\max(\cdot, \cdot)$ function in its expression which is similar in spirit to the rectified linear unit (ReLU) function in the machine learning parlance [39]. Intuitively, as discussed in Remark 2, the Lagrange multiplier switches on/off the safeguarding control law based on the safety requirements of the current state. However, such a switching technique relies on perfect knowledge of the optimal value function $V^*(\cdot)$ and the drift dynamics parameter θ . Under uncertainty in these terms, it may not be straightforward to ensure safety of the system. To demonstrate this, we construct a Lagrange multiplier estimate using the certainty-equivalence principle (i.e., replacing unknown terms in $\lambda^*(x)$ with their corresponding estimates) as

$$\hat{\lambda}_n(x, \hat{W}_a, \hat{\theta}) = \begin{cases} \max\left(\frac{\hat{C}_s(x, \hat{W}_a, \hat{\theta})}{R_{bf}(x)}, 0\right), & \text{if } \nabla_x B_f(x) \neq 0, \\ 0, & \text{otherwise,} \end{cases} \quad (19)$$

where

$$\begin{aligned} \hat{C}_s(x, \hat{W}_a, \hat{\theta}) \triangleq & \nabla_x B_f(x)^T f(x, \hat{\theta}) \\ & - \nabla_x B_f(x)^T R_g(x) \nabla_x \phi(x)^T \hat{W}_a, \end{aligned} \quad (20)$$

is the estimate of $C_s^*(\cdot)$. We consider the candidate Lyapunov function $B_f(x)$ and compute the time derivative along the system trajectories under control (18) with the estimate $\hat{\lambda}_n$ from (19), to write

$$\dot{B}_f = C_s^* + \nabla_x B_f^T R_g (\nabla_x \epsilon + \nabla_x \phi^T \tilde{W}_a) - \max(\hat{C}_s, 0). \quad (21)$$

During the transient phase of RL training, when the estimate $\hat{C}_s(\cdot)$ may not be close to $C_s^*(\cdot)$, there may exist some scenarios where $C_s^* > 0$ while $\hat{C}_s < 0$. In such a case, $\dot{B}_f > 0$ and consequently the BLF grows unbounded, and consequently, the RL agent fails to ensure safety of the system.

It is evident that a better online estimate for the Lagrange multiplier is required to ensure safety under parametric uncertainties. To that end, we propose to use a smooth approximation to the ReLU function to provide a degree of robustness against the uncertainty in the estimation of $C_s^*(\cdot)$. We construct a continuously differentiable function $\sigma : \mathbb{R} \rightarrow \mathbb{R}$ with the following properties-

- P1:** Both $\sigma(\cdot)$ and its derivative $\sigma'(\cdot)$ are monotonically increasing.
- P2:** $\sigma(z) \geq \max(z, 0) \quad \forall z \in \mathbb{R}$.

P3: $\sigma(\cdot)$ asymptotically approaches the $\max(\cdot, 0)$ function. In other words, $\lim_{z \rightarrow -\infty} \sigma(z) - \max(z, 0) = \lim_{z \rightarrow \infty} \sigma(z) - \max(z, 0) = 0$.

Remark 3 The properties P1 and P3 ensure that $\sigma(\cdot)$ is a smooth convex approximation of ReLU function. Additionally, using properties P1 and P3, we can show that $0 \leq \sigma'(x) \leq 1$ and $\sigma''(x) \geq 0 \quad \forall x \in \mathbb{R}$. Property P2 is useful in providing a negative semi-definite term in the subsequent Lyapunov analysis, and thus facilitates safety under parametric uncertainties.

Using the properties P1 to P3, we now state an important Lemma which would be subsequently used in proving safety of the closed loop system.

Lemma 5 The function $f_\sigma : (0, \infty) \rightarrow \mathbb{R}$ defined as $f_\sigma(z) \triangleq \sigma(c/z)z$, where $c \in \mathbb{R}_{>0}$ is a constant, can be upper-bound as $f_\sigma(z) \leq \sigma_0 z + c \quad \forall z \in (0, \infty)$, where $\sigma_0 \triangleq \sigma(0)$.³

Based on this smooth approximation of the ReLU function, we propose an online estimate $\hat{\lambda}(\cdot)$ of the Lagrange multiplier $\lambda^*(\cdot)$ from (12) as

$$\hat{\lambda}(x, \hat{W}_a, \hat{\theta}) = \sigma\left(\frac{\hat{C}_s(x, \hat{W}_a, \hat{\theta})}{R_{bf}(x) + k_{sb}}\right) + k_{so}\varsigma, \quad (22)$$

where $\varsigma \triangleq \frac{2\sigma_0 \bar{R}_q}{k_{so} l_g} + 1$ is a computable positive constant, $k_{so} \in \mathbb{R}_{>0}$ and $k_{sb} \in \mathbb{R}_{>0}$ are user-defined constants. Ideally, the constants k_{so} and k_{sb} must be close to zero to better approximate the structure of $\lambda^*(\cdot)$. We show the safety guarantees of the proposed controller in Section 5.

Remark 4 The introduction of the function $\sigma(\cdot)$ for the estimation of the Lagrange multiplier provides robustness against the uncertainty in C_s^* . The proposed Lagrange multiplier estimate ensures that even in the pathological case considered before ($C_s^* > 0$ while $\hat{C}_s < 0$), the safeguarding control term u_{sg} is non-zero and contributes a stabilizing term to (21), thus guaranteeing safety under parametric uncertainties. We perform a detailed safety analysis in Section 5.

Remark 5 Compared to [28], where the gain of the safeguarding controller is constant, the proposed estimator of the Lagrange multiplier includes a state-varying gain that ensures safety under all conditions of the state. Further, in the scenario when the value-function based control (u_v) suffices to ensure safety, we argue that the proposed strategy would be less conservative than [28], in terms of reducing the control effort due to the safeguarding controller.

³ See Appendix for the proof.

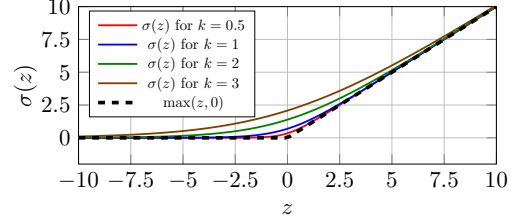


Fig. 1. Softplus[39] function

One notable example of a function satisfying Properties P1-P3 can be found in the machine learning literature, namely the “softplus” function [39] defined as

$$\sigma(z) \triangleq k \ln(1 + \exp(z/k)), \quad (23)$$

where $k \in \mathbb{R}_{>0}$ is a user-defined gain. We provide the plot for the softplus function for various values of k in Fig. 1. We observe that as the value of the gain k decreases, the softplus function becomes a better approximation for the ReLU function.

4.2 Actor-Critic design based on simulation of experience

We now extend the Actor-Critic design from [22] involving a “simulation of experience” paradigm to the training of online estimators for the value function of constrained optimal control problem. The objective of the critic component of the algorithm is to minimize the Bellman Error (BE) $\delta : \mathbb{R}^n \times \mathbb{R}^b \times \mathbb{R}^b \times \mathbb{R}^p \rightarrow \mathbb{R}$ defined as

$$\begin{aligned} \delta(x, \hat{W}_c, \hat{W}_a, \hat{\theta}) &\triangleq r(x, u(x, \hat{W}_a, \hat{\theta})) + (\nabla_x \hat{V}(x, \hat{W}_c) \\ &+ \hat{\lambda}(x, \hat{W}_a, \hat{\theta}) \nabla_x B_f(x))^T [f(x, \hat{\theta}) + g(x)u(x, \hat{W}_a, \hat{\theta})], \end{aligned} \quad (24)$$

which is equivalent to the error in estimating (14) by the corresponding estimates for the ideal parameters. The authors of [22] observed that the BE can be evaluated independent of the state trajectory and proposed to evaluate the BE at so called “Bellman extrapolation points”, to enable a virtual exploration of the state space. In this paper, we make a slight modification to that framework by considering the set of functions $\{X_i : \mathbb{R}^n \times [t_0, \infty) \rightarrow \mathcal{C}\}_{i=1}^N$, such that each $X_i(\cdot)$ maps the current state to a point $x_i \in \mathcal{C}$. At each time instant, the proposed ACIL algorithm generates a set of “virtual states” where it evaluates the value of Bellman error. Thus, the critic evaluates the BE at each extrapolation point

$$\begin{aligned} \delta_i(x_i, \hat{W}_c, \hat{W}_a, \hat{\theta}) &\triangleq r(x_i, u(x_i, \hat{W}_a, \hat{\theta})) + (\nabla_x \hat{V}(x_i, \hat{W}_c) \\ &+ \hat{\lambda}(x_i, \hat{W}_a, \hat{\theta}) \nabla_x B_f(x_i))^T [f(x_i, \hat{\theta}) + g(x_i)u(x_i, \hat{W}_a, \hat{\theta})], \end{aligned} \quad (25)$$

where $x_i(t) = X_i(x(t), t) \quad \forall i \in \mathbb{N}_N$.

Remark 6 A simple example of the set of functions

$X_i(\cdot)$

$$X_i(x, t) = \begin{cases} x + r_{bi}, & \text{if } x + r_{bi} \in \text{Int}(\mathcal{C}), \\ r_s, & \text{otherwise,} \end{cases}$$

where $r_{bi} \in \mathbb{R}^n$ is a perturbation vector and $r_s \in \text{Int}(\mathcal{C})$ is a fallback point. It is worth noting that the Bellman extrapolation points are trajectory dependent.

The critic uses the information of the gradient of the Bellman Errors w.r.t. \hat{W}_c to update its estimate of the neural network parameter. Specifically, the critic computes the signals $\omega(t), \omega_i(t) \in \mathbb{R}^b \forall i \in \mathbb{N}_N$ defined as $\omega(t) \triangleq \frac{\partial}{\partial \hat{W}_c} \delta(\cdot)$ and $\omega_i(t) \triangleq \frac{\partial}{\partial \hat{W}_c} \delta_i(\cdot)$ respectively. The critic subsequently uses the BEs computed in (24) and (25) to improve the estimate $\hat{W}_c(t)$ using a recursive least squares-based update law (RLS update law) as

$$\dot{\hat{W}}_c(t) = -\eta_{c1} \Gamma(t) \frac{\omega(t)}{\rho(t)^2} \delta(\cdot) - \frac{\eta_{c2}}{N} \Gamma(t) \sum_{i=1}^N \frac{\omega_i(t)}{\rho_i(t)^2} \delta_i(\cdot), \quad (26)$$

where $\rho(t) \triangleq \sqrt{1 + \nu \omega(t)^T \Gamma(t) \omega(t)}$ and $\rho_i(t) \triangleq \sqrt{1 + \nu \omega_i(t)^T \Gamma(t) \omega_i(t)}$ are normalizing factors with $\nu, \eta_{c1}, \eta_{c2} \in \mathbb{R}_{>0}$ being user-defined positive gains. The least squares gain matrix $\Gamma(t) \in \mathbb{R}^{b \times b}$ in (26) is updated according to the update law

$$\begin{aligned} \dot{\Gamma}(t) &= \beta \Gamma(t) - \eta_{c1} \Gamma(t) \frac{\omega(t) \omega(t)^T}{\rho^2(t)} \Gamma(t) \\ &- \frac{\eta_{c2}}{N} \Gamma(t) \sum_{i=1}^N \frac{\omega_i(t) \omega_i(t)^T}{\rho_i^2(t)} \Gamma(t), \quad \Gamma(t_0) = \Gamma_0, \end{aligned} \quad (27)$$

where $\beta \in \mathbb{R}_{>0}$ is a constant forgetting factor and $\Gamma_0 \in \mathbb{R}^{b \times b}$ is a positive-definite initial gain matrix.

Assumption 5 (Excitation conditions [22]) *There exist constants $T \in \mathbb{R}_{>0}$ and $c_1, c_2, c_3 \in \mathbb{R}_{\geq 0}$ such that the conditions $c_1 \mathbb{I}_b \leq \int_{t_0}^{t_0+T} \psi(\tau) d\tau$, $c_2 \mathbb{I}_b \leq \inf_{\tau \in \mathbb{R}_{\geq 0}} \frac{1}{N} \sum_{i=1}^N \psi_i(\tau)$, $c_3 \mathbb{I}_b \leq \frac{1}{N} \int_{t_0}^{t_0+T} \sum_{i=1}^N \psi_i(\tau) d\tau$ hold, where $\psi(\tau) \triangleq \frac{\omega(\tau) \omega(\tau)^T}{\rho^2(\tau)}$, $\psi_i(\tau) \triangleq \frac{\omega_i(\tau) \omega_i(\tau)^T}{\rho_i^2(\tau)}$ and at least one of the constants c_1, c_2, c_3 is strictly positive⁴.*

Under Assumption 5 and provided $\lambda_{\min}(\Gamma^{-1}(t_0)) > 0$, it can be shown that (27) ensures that the gain matrix $\Gamma(t)$ satisfies $\underline{\Gamma} \mathbb{I}_b \preceq \Gamma(t) \preceq \bar{\Gamma} \mathbb{I}_b$, where \preceq denotes the semi-definite ordering of square matrices and $\underline{\Gamma}, \bar{\Gamma} \in \mathbb{R}_{>0}$ are

⁴ This assumption is the relaxation for the standard persistence of excitation (PE) condition in the theory of adaptive control, which is difficult to verify online. Assumption 5 can be verified online by increasing the number (N) of extrapolation points considered [22].

positive constants with $\bar{\Gamma} > \underline{\Gamma}$ [22, Lemma 1]. We now design the update law for the actor parameter \hat{W}_a as

$$\begin{aligned} \dot{\hat{W}}_a(t) &= \text{proj}_{\Omega_a} \left(\eta_{a1} (\hat{W}_c(t) - \hat{W}_a(t)) - \eta_{a2} \hat{W}_a(t) \right. \\ &+ \eta_{c1} \frac{R_s(t)^T \hat{W}_a(t) \omega(t)^T}{4\rho(t)} \hat{W}_c(t) \\ &\left. + \frac{\eta_{c2}}{N} \sum_{i=1}^N \frac{R_{si}(t)^T \hat{W}_a(t) \omega_i(t)^T}{4\rho_i(t)} \hat{W}_c(t) \right), \end{aligned} \quad (28)$$

where $\eta_{a1}, \eta_{a2} \in \mathbb{R}_{>0}$ are user-defined positive gains and

$$\begin{aligned} R_s(t) &\triangleq \nabla_x \phi(x(t)) R_g(x(t)) \nabla_x \phi(x(t))^T, \\ R_{si}(t) &\triangleq \nabla_x \phi(x_i(t)) R_g(x_i(t)) \nabla_x \phi(x_i(t))^T, \end{aligned} \quad (29)$$

where $R_g(x)$ was defined in Assumption 2. The operator $\text{proj}_{\Omega_a}(\cdot)$ in (28) denotes the projection operator [40] that keeps the actor estimate bounded inside $\Omega_a \triangleq \{w \in \mathbb{R}^b : \|w\| \leq \bar{W}\}$, i.e., $\|\hat{W}_a(t)\| \leq \bar{W} \forall t \in [t_0, \infty)$, where $\bar{W} \in \mathbb{R}_{>0}$ is the known upper-bound of the norm of the neural network weight W as defined in Assumption 4. Additionally, we can bound the error in the actor parameter $\hat{W}_a(t)$ as $\|\hat{W}_a(t)\| \leq \bar{W}_{at} \triangleq 2\bar{W} \forall t \in [t_0, \infty)$, where $\bar{W}_{at} \in \mathbb{R}_{>0}$ is a positive constant.

4.3 Identifier Design

Since the Lagrange multiplier estimate $\hat{\lambda}(x, \hat{W}_a, \hat{\theta})$ uses the estimate of the system drift dynamics, we use online system identification techniques to learn the unknown parameter θ online from trajectory data. Specifically, the estimated parameter $\hat{\theta}$ in (16) is modified according to the general class of update laws of the form

$$\dot{\hat{\theta}}(t) = f_{\theta}(\hat{\theta}(t), t), \quad (30)$$

where $f_{\theta}(\cdot) : \mathbb{R}^p \times \mathbb{R}_{\geq t_0} \rightarrow \mathbb{R}^p$ denotes a family of continuous functions given by any of the methods in [22, 41, 42]. It can be shown that under the update law in (30), there exists a Lyapunov function $V_{\theta}(\hat{\theta}, t) : \mathbb{R}^p \times \mathbb{R}_{\geq t_0} \rightarrow \mathbb{R}$ such that $\dot{V}_{\theta}(\hat{\theta}, t) \leq -k_{\theta} \|\hat{\theta}\|^2$, where $k_{\theta} \in \mathbb{R}_{>0}$ is a positive constant. Consequently, the following bounds can be established $\|\hat{\theta}(t)\| \leq \bar{\theta}_h$, $\|\hat{\theta}(t)\| \leq \bar{\theta}_t \triangleq \bar{\theta} + \bar{\theta}_h \forall t \in [t_0, \infty)$, where $\bar{\theta} \triangleq \|\hat{\theta}\|$, $\bar{\theta}_h$ and $\bar{\theta}_t$ are positive constants. We perform a combined Lyapunov analysis of the actor, critic and the identifier components of the algorithm in Section 6.

5 Safety Analysis

We state the following lemma which we use in the subsequent Lyapunov analysis

Lemma 6 Given a function $\xi(x) : \mathbb{R}^n \rightarrow \mathbb{R}^n$ such that $\|\xi(x)\| \leq \Xi \ \forall x \in \text{Int}(\mathcal{C})$, the bound $\left\| \sigma \left(\frac{\nabla_x B_f^T \xi}{R_{bf}(x)} \right) \nabla_x B_f \right\| \leq \sigma_0 \|\nabla_x B_f\| + \frac{\Xi}{l_g} \ \forall x \in \text{Int}(\mathcal{C}) \setminus \{0\}$ can be established, where σ_0 and l_g were defined in Lemma 5 and Assumption 2, respectively ⁵.

Theorem 1 (Safety certification) Provided the actor (\hat{W}_a), the critic (\hat{W}_c), the drift dynamics parameter estimate ($\hat{\theta}$), and the Lagrange multiplier estimate ($\hat{\lambda}$) are updated according to the laws detailed in Section 4; the estimated optimal control law $\hat{u}(x, \hat{W}_a, \hat{\theta})$ from (18) ensures that the set \mathcal{C} is forward invariant for the system in (1). Additionally, the control input \hat{u} is bounded.

Proof For ensuring forward invariance of \mathcal{C} w.r.t. the system dynamics we consider the positive-definite candidate Lyapunov function $B_f(x)$. The time derivative along the system trajectory is given by

$$\dot{B}_f(x) = \nabla_x B_f^T(x) [f(x, \theta) + g(x) \hat{u}(x, \hat{W}_a, \hat{\theta})]. \quad (31)$$

Adding and subtracting $\nabla_x B_f^T(x) g(x) u^*(x)$ from the right-hand side of (31) and using Lemma 3 we have

$$\dot{B}_f(x) \leq -\nabla_x B_f(x)^T g(x) [u^*(x) - \hat{u}(x, \hat{W}_a, \hat{\theta})]. \quad (32)$$

Substituting u^* from (11) and \hat{u} from (18) we have

$$\dot{B}_f \leq \nabla_x B_f(x)^T R_g(x) [\nabla_x \phi(x)^T \tilde{W}_a + \nabla_x \epsilon] + \tilde{\lambda} R_{bf}(x). \quad (33)$$

We now define an intermediate Lagrange multiplier estimate $\lambda_s : \mathbb{R}^n \rightarrow \mathbb{R}_{>0}$ as

$$\lambda_s(x) \triangleq \sigma \left(\frac{C_s^*(x)}{R_{bf}(x)} \right). \quad (34)$$

We now add and subtract $\lambda_s(x) R_{bf}(x)$ from the right-hand side of (33) to obtain

$$\begin{aligned} \dot{B}_f(x) &\leq \nabla_x B_f(x)^T R_g(x) (\nabla_x \phi(x)^T \tilde{W}_a + \nabla_x \epsilon) \\ &+ [\lambda^*(x) - \lambda_s(x) + \lambda_s(x) - \hat{\lambda}(x, \hat{W}_a, \hat{\theta})] R_{bf}(x). \end{aligned} \quad (35)$$

Using Assumption 2, it can be shown that $R_{bf}(x) \geq 0 \ \forall x \in \text{Int}(\mathcal{C})$. Furthermore, using Property P2 we can bound $[\lambda^*(\cdot) - \lambda_s(\cdot)] R_{bf}(x) \leq 0$, and write

$$\begin{aligned} \dot{B}_f(x) &\leq \nabla_x B_f(x)^T R_g(x) (\nabla_x \phi(x)^T \tilde{W}_a + \nabla_x \epsilon) \\ &+ [\lambda_s(x) - \hat{\lambda}(x, \hat{W}_a, \hat{\theta})] R_{bf}(x). \end{aligned} \quad (36)$$

⁵ Lemma 6 can be shown by utilizing the monotonicity properties of the σ function and the subsequent trivial application of Lemma 5. Thus, the detailed proof is omitted here for space constraints.

Substituting the values of $\lambda_s(\cdot)$ from (34) and $\hat{\lambda}(\cdot)$ from (22) we have

$$\begin{aligned} \dot{B}_f &\leq \nabla_x B_f^T R_g (\nabla_x \phi^T \tilde{W}_a + \nabla_x \epsilon) - k_{so} \varsigma R_{bf}(x) \\ &+ \sigma \left(\frac{C_s^*(x)}{R_{bf}(x)} \right) R_{bf}(x) - \sigma \left(\frac{\hat{C}_s(x, \hat{\theta}, \hat{W}_a)}{R_{bf}(x) + k_{sb}} \right) R_{bf}(x). \end{aligned} \quad (37)$$

Using the fact that $\sigma(\cdot)$ is monotonically increasing, we write

$$\left| \sigma \left(\frac{\hat{C}_s(\cdot)}{R_{bf}(x) + k_{sb}} \right) \right| \leq \sigma \left(\frac{|\hat{C}_s(\cdot)|}{R_{bf}(x)} \right). \quad (38)$$

Using Lemma 6 and Assumption 2 we obtain the following bound

$$\begin{aligned} \dot{B}_f &\leq \bar{R}_g (\bar{\phi}_d \bar{W}_{at} + \bar{\epsilon}_d) \|\nabla_x B_f\| - k_{so} \varsigma l_g \|\nabla_x B_f\|^2 \\ &+ \left(2\sigma_0 \|\nabla_x B_f\| + \frac{2\bar{f} + \bar{\phi}_d \bar{W}_{at} + \bar{\epsilon}_d}{l_g} \right) \bar{R}_g \|\nabla_x B_f\|. \end{aligned} \quad (39)$$

Substituting ς from (22) yields

$$\dot{B}_f \leq \bar{\chi} \|\nabla_x B_f\| - k_{so} l_g \|\nabla_x B_f\|^2, \quad (40)$$

where $\bar{\chi} \triangleq \frac{\bar{R}_g}{l_g} [2\bar{f} + (1+l_g)(\bar{\phi}_d \bar{W}_{at} + \bar{\epsilon}_d)]$ and $\bar{f} \triangleq \overline{\|Y\bar{\theta}_h\|}$ are positive constants. Completing the squares and using Assumption 1 we have

$$\dot{B}_f \leq -\frac{k_{so} l_g}{2\gamma^2} B_f^2 + \frac{\bar{\chi}^2}{2k_{so} l_g}. \quad (41)$$

We observe that the time derivative of B_f is negative outside the compact set $\Omega_b = \{x \in \mathbb{R}^n : B_f(x) \leq \bar{B}_f\}$, where $\bar{B}_f \triangleq \frac{\gamma \bar{\chi}}{k_{so} l_g}$ is a finite positive constant. Under (41) the signal $B_f(x(t))$ can be bounded as

$$B_f(x(t)) \leq \max(B_f(x(t_0)), \bar{B}_f), \ \forall t \in [t_0, \infty). \quad (42)$$

Since $x(t_0) \in \mathcal{C}$ implies that $B_f(x(t_0))$ is finite, thus the signal $B_f(x(t)) \in \mathcal{L}_\infty \ \forall t \in [t_0, \infty)$. Since the value of the BLF along the system trajectories is bounded, then by definition of $B_f(x)$, at no point in time the state trajectory intersects the boundary of the safe set (namely $\partial\mathcal{C}$) [17, Lemma 1]. In other words the state $x(t) \in \mathcal{C} \ \forall t \in [t_0, \infty)$ and thus the set \mathcal{C} is forward invariant for the system (1) under the control law (18).

Since $B_f(x)$ is continuously differentiable in state x , the gradient $\nabla_x B_f(x)$ is a continuous function of state in the compact set Ω_b . Thus, the norm of the gradient of the barrier function $\nabla_x B_f(x(t))$ is bounded along the system trajectories by

$$\|\nabla_x B_f(x(t))\| \leq \bar{B}_d \ \forall t \in [t_0, \infty), \quad (43)$$

where $\bar{B}_d \in \mathbb{R}_{>0}$ is a positive constant. Using Lemma 6, we can obtain the bound $\|\hat{\lambda}(\cdot) \nabla_x B_f(x(t))\| \leq \bar{\lambda}_b \ \forall t \in$

$\mathbb{R}_{\geq t_0}$, where $\bar{\lambda}_b$ is a positive constant. Similarly we can bound $\|\lambda^*(\cdot)\nabla_x B_f(x(t))\| \leq \bar{\lambda}_{sb}$, $\|\tilde{\lambda}(\cdot)\nabla_x B_f(x(t))\| \leq \bar{\lambda}_{tb} \forall t \in \mathbb{R}_{\geq t_0}$, where $\bar{\lambda}_{sb}, \bar{\lambda}_{tb} \in \mathbb{R}_{\geq 0}$ are positive constants. Furthermore, since all components of the control effort are bounded, $\hat{u}(x(t)) \in \mathcal{L}_\infty$. \square

6 Stability analysis

Using (14) we can write the Bellman Error in its unmeasurable form as

$$\begin{aligned} \delta &= r(x, \hat{u}) + \hat{\lambda} \nabla_x B_f^T \hat{F}_{\hat{u}} + \nabla_x \hat{V}^T \hat{F}_{\hat{u}} \\ &\quad - r(x, u^*) - \lambda^* \nabla_x B_f^T F_{u^*} - \nabla_x V^{*T} F_{u^*}, \end{aligned} \quad (44)$$

where $F_{u^*} \triangleq f + gu^*$, $\hat{F}_{\hat{u}} \triangleq \hat{f} + g\hat{u}$, and $\tilde{F}_{\hat{u}} \triangleq \tilde{f} + g\tilde{u}$. Substituting \hat{u} and u^* from (18) and (11) we have

$$\begin{aligned} \delta &= -\omega^T \tilde{W}_c + \frac{1}{2} \tilde{W}_a^T R_s \tilde{W}_a + \hat{\lambda} \nabla_x B_f(x)^T Y(x) \hat{\theta} \\ &\quad + \lambda^* \hat{W}_a^T \nabla_x \phi(x) R_g(x) \nabla_x B_f(x) + W^T \nabla_x \phi(x) Y(x) \tilde{\theta} \\ &\quad + \left(-\frac{1}{2} \tilde{\lambda}^2 - \lambda^{*2} + \tilde{\lambda} \lambda^*\right) \nabla_x B_f(x)^T R_g(x) \nabla_x B_f(x) + \Delta_\epsilon, \end{aligned} \quad (45)$$

where Δ_ϵ consists of terms involving the neural network reconstruction error ϵ . We can similarly write the BE evaluated at the extrapolation points $\{x_i = X_i(x(t), t)\}_{i=1}^N$ as

$$\begin{aligned} \delta_i &= -\omega_i^T \tilde{W}_c + \frac{1}{2} \tilde{W}_a^T R_{s_i} \tilde{W}_a + \hat{\lambda} \nabla_x B_f(x_i)^T Y(x_i) \hat{\theta} \\ &\quad + \lambda^* \hat{W}_a^T \nabla_x \phi(x_i) R_g(x_i) \nabla_x B_f(x_i) + W^T \nabla_x \phi(x_i) Y(x_i) \tilde{\theta} \\ &\quad + \left(-\frac{1}{2} \tilde{\lambda}^2 - \lambda^{*2} + \tilde{\lambda} \lambda^*\right) \nabla_x B_f(x_i)^T R_g(x_i) \nabla_x B_f(x_i) + \Delta_{\epsilon_i}, \end{aligned} \quad (46)$$

where $R_{s_i} \triangleq R_s(x_i)$ and Δ_{ϵ_i} is defined in a similar fashion to Δ_ϵ with the terms containing state x replaced by similar terms involving x_i . The errors Δ_ϵ and Δ_{ϵ_i} are uniformly bounded over the domain \mathcal{D} , with the bounds decreasing upon decreasing $\|\nabla_x \epsilon\|$.

We now define a constant matrix S (cf. [28]) containing coefficients of the cross-terms appearing in the subsequent Lyapunov analysis as

$$S \triangleq \begin{bmatrix} \frac{\eta_{c2\mathcal{C}}}{4} & -\frac{\varphi_{ca}}{2} & -\frac{\varphi_{ci}}{2} \\ -\frac{\varphi_{ca}}{2} & \frac{\eta_{a1} + \eta_{a2}}{4} & 0 \\ -\frac{\varphi_{ci}}{2} & 0 & \frac{k_\theta}{4} \end{bmatrix}, \quad (47)$$

where $\mathcal{C} \triangleq \frac{c_2}{2} + \frac{\beta}{2\eta_{c2\mathcal{F}}}$, $\varphi_{ci} \triangleq \frac{\eta_{c1} + \eta_{c2}}{2\sqrt{\nu\Gamma}} \|\overline{W}^T \nabla_x \phi Y\|$, and $\varphi_{ca} \triangleq \eta_{a1} + \frac{(\eta_{c1} + \eta_{c2})}{4\sqrt{\nu\Gamma}} \|\overline{R}_s \overline{W}\|$. Additionally, we define the

positive constant

$$\begin{aligned} \iota &\triangleq \overline{\|(W^T \nabla_x \phi + \nabla_x \epsilon^T) R_g (\nabla_x \epsilon + \bar{\lambda}_{tb})\|} \\ &\quad + \frac{\iota_c^2}{2\eta_{c2\mathcal{C}}} + \frac{\iota_a^2}{2(\eta_{a1} + \eta_{a2})}, \end{aligned} \quad (48)$$

where $\iota_c \triangleq \frac{\eta_{c1} + \eta_{c2}}{2\sqrt{\nu\Gamma}} \iota_\delta$, $\iota_\delta \triangleq \overline{\|\overline{W} \nabla_x \phi R_g \bar{\lambda}_{sb}\|} + \frac{5}{2} \|\overline{R}_g \bar{\lambda}_{sb}^2\| + \overline{\|\bar{\lambda}_b Y \bar{\theta}_h\|} + \frac{1}{2} \|\overline{R}_s \overline{W}_{at}\| + \|\overline{\Delta_\epsilon}\|$, and $\iota_a \triangleq \eta_{a2} \overline{W} + \frac{\eta_{c1} + \eta_{c2}}{4\sqrt{\nu\Gamma}} + \overline{\|R_g (W^T \nabla_x \phi + \nabla_x \epsilon^T)\|} + \|\overline{R}_s^T \overline{W} \overline{W}\|$ are positive constants. It can be shown that there exists a class \mathcal{K} function $\alpha_3 : \mathbb{R} \rightarrow \mathbb{R}$ such that $\alpha_3(\|\zeta\|) \leq Q(x) + \frac{\eta_{c2\mathcal{C}}}{4} \|\tilde{W}_c\|^2 + \frac{\eta_{a1} + \eta_{a2}}{4} \|\tilde{W}_a\|^2 + \frac{k_\theta}{4} \|\tilde{\theta}\|^2$, where $\zeta \triangleq [x^T, \tilde{W}_c^T, \tilde{W}_a^T, \tilde{\theta}^T]^T$ is the augmented state vector.

We now state the following theorem which demonstrates the stability guarantees of the proposed ACIL algorithm.

Theorem 2 (Practical Stability) *Under the update laws for actor, critic, identifier and Lagrange multiplier discussed in Section 4, and provided the sufficient condition $S \succcurlyeq 0$, defined in (47) holds (i.e., S is positive semi-definite), the errors in the actor parameter (\tilde{W}_a), critic parameter (\tilde{W}_c), identifier parameter ($\tilde{\theta}$) for the system in (1) are uniformly ultimately bounded (UUB). Additionally, the state x is bounded with the set \mathcal{C} being forward invariant for the system in (1).*

Proof We consider the positive-definite candidate Lyapunov function $V_L(\zeta, t) : \mathbb{R}^{n+2b+p} \times \mathbb{R}_{>t_0} \rightarrow \mathbb{R}$ defined as

$$V_L(\zeta, t) = V^*(x) + \frac{1}{2} \tilde{W}_c^T \Gamma(t)^{-1} \tilde{W}_c + \frac{1}{2} \tilde{W}_a^T \tilde{W}_a + V_\theta(\tilde{\theta}, t). \quad (49)$$

We observe that there exist two class \mathcal{K} functions $\alpha_1(\cdot)$ and $\alpha_2(\cdot)$ [37, Lemma 4.3] such that $\alpha_1(\|\zeta\|) \leq V_L(\zeta, t) \leq \alpha_2(\|\zeta\|) \forall t \in [t_0, \infty)$. The time derivative of the candidate Lyapunov function along the trajectories of the closed loop system is

$$\begin{aligned} \dot{V}_L(\zeta, t) &= \nabla_x V^{*T} (f(x) + g(x)\hat{u}) - \tilde{W}_c^T \Gamma^{-1} \dot{\tilde{W}}_c \\ &\quad - \frac{1}{2} \tilde{W}_c^T \Gamma^{-1} \dot{\Gamma} \Gamma^{-1} \tilde{W}_c - \tilde{W}_a^T \dot{\tilde{W}}_a + \dot{V}_\theta. \end{aligned} \quad (50)$$

Substituting the update laws for the actor, critic, least-squares gain matrix and identifier from Section 4, we obtain the bound

$$\dot{V}_L(\zeta, t) \leq -\alpha_3(\|\zeta\|) - \zeta_1^T S \zeta_1 + \iota, \quad (51)$$

where $\zeta_1 \triangleq [\tilde{W}_c^T, \tilde{W}_a^T, \tilde{\theta}^T]^T$. Under the sufficient condition $S \succcurlyeq 0$, we can obtain the bound $\dot{V}_L(\zeta, t) \leq -\alpha_3(\|\zeta\|) + \iota$. We observe that $\dot{V}_L(\cdot)$ is negative outside

the compact set $\Omega_s \triangleq \{\zeta \in \mathbb{R}^{n+2b+p} : \|\zeta\| \leq \alpha_3^{-1}(t)\}$. Using [37, Theorem 4.18] we conclude that the augmented state ζ is uniformly ultimately bounded. While the bound on state x is established by the UUB result mentioned above, we obtain a much stronger result from Theorem 1, i.e., $x(t) \in \mathcal{C} \forall t \in \mathbb{R}_{\geq t_0}$. \square

Remark 7 The ultimate bound established in Theorem 2 depends on the constant ι . One can reduce the value of the constant by increasing the neurons in the neural network estimating the value function and increasing the gains of the actor, critic, identifier and the estimated Lagrange multiplier.

7 Simulation Results

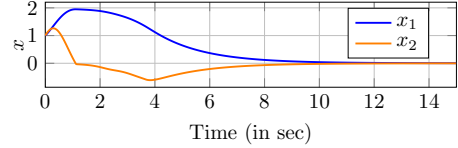
7.1 Wing rock stabilization for a Delta-wing aircraft

To demonstrate the efficacy of the proposed ACIL algorithm, we consider the wing rock stabilization problem for a Delta-wing aircraft [43], which is a highly nonlinear phenomenon. We consider the constrained optimal control for the dynamics

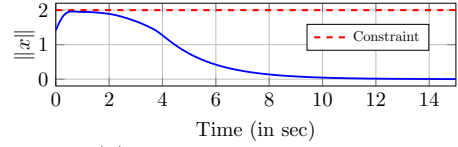
$$\begin{aligned} \dot{\varphi} &= p, \\ \dot{p} &= \theta_1 \varphi + \theta_2 p + \theta_3 |\varphi| p + \theta_4 |p| p + \theta_5 \varphi^3 + \theta_6 u, \end{aligned} \quad (52)$$

where $\varphi(t) \in \mathbb{R}$ is the aircraft roll angle (in rad), $p(t) \in \mathbb{R}$ is the roll rate (in rads^{-1}), and $u(t) \in \mathbb{R}$ is the differential aileron input (in rad). The values of the parameters considered are $\theta_1 = -0.018, \theta_2 = 0.015, \theta_3 = -0.062, \theta_4 = 0.009, \theta_5 = 0.021, \theta_6 = 0.75$, where only θ_6 is known a-priori. The instantaneous state cost function is considered as $Q(x) = x^T x$, where $x \triangleq [\varphi, p]^T$ is the state vector and $R = 1$. We impose a user-defined constraint $\|x(t)\| < 2 \forall t \in \mathbb{R}_{\geq 0}$, with the corresponding candidate BLF as $B_f(x) = (\frac{4}{4-x^T x} - 1)^2$. The basis function was chosen as $\phi(x) = [\varphi^2, p^2, \varphi p, \varphi^3 p]^T$ and the actor and critic parameters were initialized as $\hat{W}_a(0) = \hat{W}_c(0) = [10, 10, 10, 0]^T$ with $\Gamma(0) = 10\mathbb{I}_4$. We considered the gains $\eta_{c1} = 0.1, \eta_{c2} = 1, \eta_{a1} = 0.1, \eta_{a2} = 1, \nu = 5$, and $\beta = 0.01$. The softplus gain was taken to be $k = 0.02$ and the constant k_{sb} was set to 0.2.

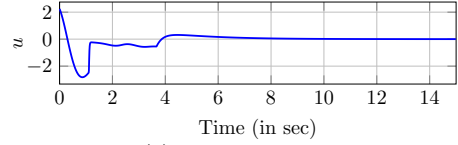
Fig. 2 shows the simulation plots for the delta-wing system. Fig. 2a shows the state trajectory for the delta-wing system under the proposed ACIL algorithm. The constraint satisfaction by the proposed algorithm is shown in Fig. 2b. We see that the norm of the state is always below the prescribed limit of two (red dotted line). Additionally, the states converge to zero within 11 seconds of the simulation. Fig. 2c, 2d and 2e show the control effort, estimated Lagrange multiplier and barrier function plots respectively. We observe that the proposed on-policy ACIL approach successfully achieves the regulation objectives while satisfying the user-defined constraint on state.



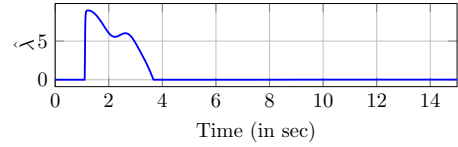
(a) State Trajectory



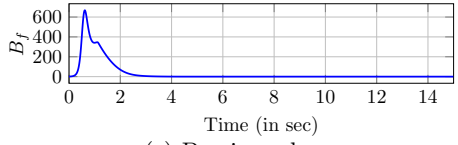
(b) Constraint satisfaction



(c) Control Effort



(d) Lagrange multiplier estimate



(e) Barrier value

Fig. 2. Relevant plots for the delta wing system

7.2 Mobile robot in a minefield

To demonstrate the efficacy of the proposed ACIL algorithm on non-convex state constraints, we consider a mobile robot with the dynamics

$$\dot{x} = \begin{bmatrix} \theta_1 & \theta_2 \\ \theta_3 & \theta_4 \end{bmatrix} x + \begin{bmatrix} 1 & 0 \\ 0 & 1 \end{bmatrix} u, \quad (53)$$

where $x(t), u(t) \in \mathbb{R}^2$ and the unknown parameters $\theta_1, \theta_2, \theta_3, \theta_4 \in \mathbb{R}$ and the true values of the parameters are $\theta_1 = \theta_2 = \theta_3 = \theta_4 = 0$. The objective of the mobile robot is to reach the origin while avoiding ‘‘mines’’ strewn across a ‘‘minefield’’. We consider twelve mines placed randomly inside a circle of radius 10 centered at origin. The i^{th} obstacle is considered to be a unit circle with center at $c_i \forall i \in \mathbb{N}_{12}$. To incorporate this complex constraint on the state, we consider the BLF $B_f = B_{field} + \sum_{i=1}^{12} B_{obsi}$, where $B_{field} = (\frac{100}{100-x^T x} - 1)^2$ is the barrier function for the

Table 2
Cost comparison under different initial conditions

Method	Mobile robot system			Delta wing system		
	$x_0 = [4, 6]^T$	$x_0 = [-7.5, 4.5]^T$	$x_0 = [1, -9.2]^T$	$x_0 = [1, 0.1]^T$	$x_0 = [-1, 1]^T$	$x_0 = [1.9, 0.1]^T$
ACIL (proposed)	107.521	157.371	176.693	13.493	4.069	11.270
[28]	111.201	158.460	173.076	14.273	4.074	15.704
ACIL (proposed) with known θ	91.107	136.811	161.481	4.835	4.046	12.075
[28] with known θ	98.291	148.323	164.911	4.886	4.048	15.708
SGSA [34] (offline with known θ)	67.892	99.282	93.444	2.338	2.270	8.205

field and $B_{obs_i} = \frac{1}{\|x - c_i\|^2 - 1}$ is the barrier function for an individual obstacle. We choose $Q(x) = x^T x$ and $R = \mathbb{I}_2$ for the given optimal regulation problem. To learn an optimal control policy, we consider the basis function $\phi(x) = [x_1^2, x_1 x_2, x_2^2]^T$ and the actor-critic parameters were initialized as $\hat{W}_a(0) = \hat{W}_c(0) = [2, 0, 2]^T$. The gains for the actor-critic and the Lagrangian components of the algorithm were taken to be the same values as that of the delta-wing system.

We compare the proposed method with that of [28], which is an online RL algorithm. The algorithm in [28] can be considered as the ACIL method with a constant $\hat{\lambda}$ (Technically, the constant c_b used in [28] is related to a constant $\hat{\lambda}$ by the relation $c_b = R^{-1}\hat{\lambda}$). To enable a fair comparison and have equivalent control effort applied, we set $c_b = 0.075$ and keep the gains for the Actor Critic and Identifier components of [28] to be the same as the gains for the proposed algorithm. We additionally compare both these methods with an offline numerical method of safe Galerkin successive approximation (SGSA) detailed in [34], which assumes the complete knowledge of the system dynamics, and generates control policies close to the optimal solution. The SGSA algorithm in [34] utilizes a higher-order zeroing control barrier function to ensure safety of the RL agent.

Fig. 3 shows the visualization of the three algorithms on the mobile robot system. Fig. 4 shows the (a) barrier function and (b) control effort for the three algorithms. We observe that both ACIL and [28] apply equivalent control effort, but the peak value of the barrier function is less for the proposed ACIL algorithm. Additionally, we compare the cost incurred by each of these algorithms for both the mobile robot system and the delta-wing system in Table 2. We also compare the costs for ACIL and that of [28] under the complete knowledge of the drift dynamics. We observe that in both the systems, the proposed ACIL method incurs lesser cost than that of [28]. Provided the knowledge of the system dynamics, the proposed method outperforms [28].

7.3 Effect of varying the softplus gain (k)

We now study the effect of varying the softplus gain k on the case of mobile robot system. Under different values of k we tabulate the cost incurred in Table 3.

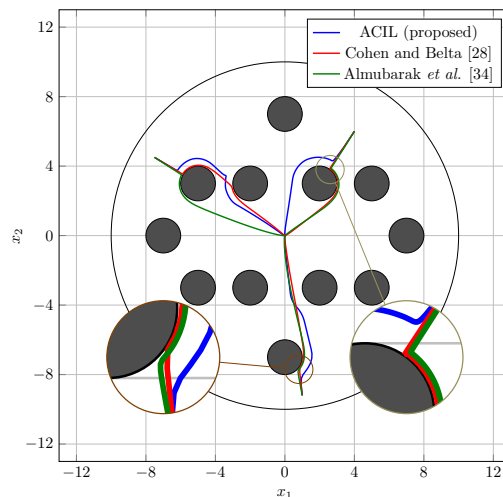
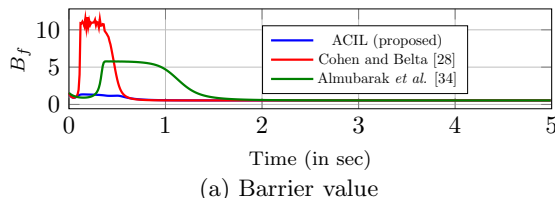
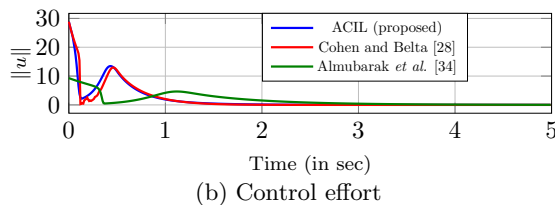


Fig. 3. Visualization of the mobile robot system under different initial conditions for different RL algorithms. The blue line-plot is that of ACIL (proposed), the red line-plot is that of the algorithm detailed in [28], and the green line-plot is that of the offline algorithm SGSA detailed in [34].



(a) Barrier value



(b) Control effort

Fig. 4. Comparison of the proposed method with [28] and [34] for the mobile robot system

Table 3
Accrued cost under different values of softplus gain k for the mobile robot system.

$k = 0.02$	$k = 0.1$	$k = 1$	$k = 5$	$k = 10$
107.477	107.506	108.078	112.149	117.121

Fig. 5 shows the barrier function and the norm of control action. We observe that as the value of k increases, the cost performance deteriorates. Additionally, the control effort required increases with the increase in k . However, with the increase of k , the peak value of the BLF near the obstacles decreases.

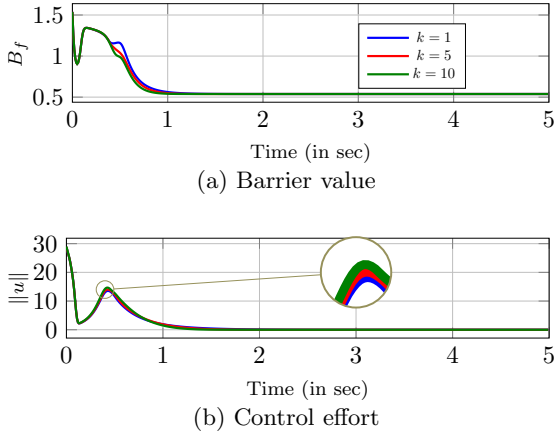


Fig. 5. Effect of varying the gain k of the softplus function

8 Conclusion

We develop an on-policy reinforcement learning algorithm for optimal control of a class of uncertain nonlinear systems utilizing an online estimation of Lagrange multipliers. We extend the ACI approach from [5,22] to learn optimal policies in a safe fashion. We prove the safety and stability guarantees of the proposed algorithm via a Lyapunov analysis. We subsequently demonstrate the efficacy of the ACIL method on two systems in simulation. Additionally, we show that the proposed method outperforms a similar online algorithm in the literature. Future work will seek to include actuation constraints in the formulation to handle state and actuation constraints in a combined way, and also relax the restrictive assumption of a known $g(x)$, considered in this work.

A Proof of Lemma 5

The first and second derivatives of f_σ on $(0, \infty)$ are

$$\begin{aligned} f'_\sigma(z) &= \sigma\left(\frac{c}{z}\right) - \frac{c}{z}\sigma'\left(\frac{c}{z}\right), \\ f''_\sigma(z) &= \frac{c^2}{z^3}\sigma''\left(\frac{c}{z}\right), \end{aligned} \quad (\text{A.1})$$

respectively. Using Properties P1-P3, we show that $0 \leq \sigma'(x) \leq 1$ and $0 \leq \sigma''(x) \forall x \in \mathbb{R}$. Consequently, it can be shown that $f'_\sigma(z) \geq 0$ and $f''_\sigma(z) \geq 0 \forall z \in (0, \infty)$. In other words $f_\sigma(z)$ and $f'_\sigma(z)$ are monotonically increasing functions in the domain $(0, \infty)$. Using the mean-value

theorem, for any interval $(h, z) \subset (0, \infty)$, $\exists v \in (h, z)$ such that

$$\frac{f_\sigma(z) - f_\sigma(h)}{z - h} = f'_\sigma(v) \leq \sup_{x \in (0, \infty)} |f'_\sigma(x)|. \quad (\text{A.2})$$

If $h \rightarrow 0_+$, we can evaluate the limit $\lim_{h \rightarrow 0_+} f_\sigma(h) = \lim_{h \rightarrow 0_+} \sigma\left(\frac{c}{h}\right)h = c$, via the L'Hôpital's rule. We can thus write $\frac{f_\sigma(z) - c}{z} \leq \sup_{x \in (0, \infty)} |f'_\sigma(x)| \forall z \in (0, \infty)$. Since f'_σ is monotonically increasing, the supremum of f'_σ exists at infinity. Thus computing the said limit, we have $\frac{f_\sigma(z) - c}{z} \leq \sigma(0) \forall z \in (0, \infty)$, which on rearrangement, completes the proof.

References

- [1] S. Bhatnagar, R. S. Sutton, M. Ghavamzadeh, and M. Lee, "Natural actor-critic algorithms," *Automatica*, vol. 45, no. 11, pp. 2471–2482, 2009.
- [2] R. S. Sutton and A. G. Barto, *Reinforcement learning: An introduction*. MIT press, 2018.
- [3] A. Al-Tamimi, F. L. Lewis, and M. Abu-Khalaf, "Discrete-time nonlinear hjb solution using approximate dynamic programming: Convergence proof," *IEEE Transactions on Systems, Man, and Cybernetics, Part B (Cybernetics)*, vol. 38, no. 4, pp. 943–949, 2008.
- [4] K. G. Vamvoudakis and F. L. Lewis, "Online actor-critic algorithm to solve the continuous-time infinite horizon optimal control problem," *Automatica*, vol. 46, no. 5, pp. 878–888, 2010.
- [5] S. Bhasin, R. Kamalapurkar, M. Johnson, K. G. Vamvoudakis, F. L. Lewis, and W. E. Dixon, "A novel actor-critic-identifier architecture for approximate optimal control of uncertain nonlinear systems," *Automatica*, vol. 49, no. 1, pp. 82–92, 2013.
- [6] B. Pang and Z.-P. Jiang, "Reinforcement learning for adaptive optimal stationary control of linear stochastic systems," *IEEE Transactions on Automatic Control*, vol. 68, no. 4, pp. 2383–2390, 2022.
- [7] A. D. Ames, X. Xu, J. W. Grizzle, and P. Tabuada, "Control barrier function based quadratic programs for safety critical systems," *IEEE Transactions on Automatic Control*, vol. 62, no. 8, pp. 3861–3876, 2016.
- [8] A. D. Ames, S. Coogan, M. Egerstedt, G. Notomista, K. Sreenath, and P. Tabuada, "Control barrier functions: Theory and applications," in *2019 18th European control conference (ECC)*, pp. 3420–3431, IEEE, 2019.
- [9] T. Koller, F. Berkenkamp, M. Turchetta, and A. Krause, "Learning-based model predictive control for safe exploration and reinforcement learning," *Proceedings of the IEEE Conference on Decision and Control*, pp. 6059–6066, 2018.
- [10] M. Zanon and S. Gros, "Safe reinforcement learning using robust mpc," *IEEE Transactions on Automatic Control*, vol. 66, no. 8, pp. 3638–3652, 2020.
- [11] F. Berkenkamp, M. Turchetta, A. Schoellig, and A. Krause, "Safe model-based reinforcement learning with stability guarantees," *Advances in neural information processing systems*, vol. 30, 2017.

- [12] M. H. Cohen and C. Belta, "Model-based reinforcement learning for approximate optimal control with temporal logic specifications," in *Proceedings of the 24th International Conference on Hybrid Systems: Computation and Control*, pp. 1–11, 2021.
- [13] M. Alshiekh, R. Bloem, R. Ehlers, B. Könighofer, S. Niekum, and U. Topcu, "Safe reinforcement learning via shielding," in *Proceedings of the AAAI Conference on Artificial Intelligence*, vol. 32, 2018.
- [14] J. F. Fisac, A. K. Akametalu, M. N. Zeilinger, S. Kaynama, J. Gillula, and C. J. Tomlin, "A general safety framework for learning-based control in uncertain robotic systems," *IEEE Transactions on Automatic Control*, vol. 64, no. 7, pp. 2737–2752, 2018.
- [15] R. Cheng, G. Orosz, R. M. Murray, and J. W. Burdick, "End-to-end safe reinforcement learning through barrier functions for safety-critical continuous control tasks," *33rd AAAI Conference on Artificial Intelligence, AAAI 2019, 31st Innovative Applications of Artificial Intelligence Conference, IAAI 2019 and the 9th AAAI Symposium on Educational Advances in Artificial Intelligence, EAAI 2019*, pp. 3387–3395, 2019.
- [16] F. Blanchini, "Set invariance in control," *Automatica*, vol. 35, no. 11, pp. 1747–1767, 1999.
- [17] K. P. Tee, S. S. Ge, and E. H. Tay, "Barrier lyapunov functions for the control of output-constrained nonlinear systems," *Automatica*, vol. 45, no. 4, pp. 918–927, 2009.
- [18] W. W. Hager, J. Liu, S. Mohapatra, A. V. Rao, and X.-S. Wang, "Convergence rate for a gauss collocation method applied to constrained optimal control," *SIAM Journal on Control and Optimization*, vol. 56, no. 2, pp. 1386–1411, 2018.
- [19] W. W. Hager, H. Hou, S. Mohapatra, A. V. Rao, and X.-S. Wang, "Convergence rate for a radau hp collocation method applied to constrained optimal control," *Computational Optimization and Applications*, vol. 74, no. 1, pp. 275–314, 2019.
- [20] A. V. Rao, "A survey of numerical methods for optimal control," *Advances in the Astronautical Sciences*, vol. 135, no. 1, pp. 497–528, 2009.
- [21] K. G. Vamvoudakis, "Q-learning for continuous-time linear systems: A model-free infinite horizon optimal control approach," *Systems & Control Letters*, vol. 100, pp. 14–20, 2017.
- [22] R. Kamalapurkar, J. A. Rosenfeld, and W. E. Dixon, "Efficient model-based reinforcement learning for approximate online optimal control," *Automatica*, vol. 74, pp. 247–258, 2016.
- [23] Y. Yang, Y. Yin, W. He, K. G. Vamvoudakis, H. Modares, and D. C. Wunsch, "Safety-aware reinforcement learning framework with an actor-critic-barrier structure," in *2019 American Control Conference (ACC)*, pp. 2352–2358, IEEE, 2019.
- [24] S. N. Mahmud, K. Hareland, S. A. Nivison, Z. I. Bell, and R. Kamalapurkar, "A safety aware model-based reinforcement learning framework for systems with uncertainties," in *2021 American Control Conference (ACC)*, pp. 1979–1984, IEEE, 2021.
- [25] M. L. Greene, P. Deptula, S. Nivison, and W. E. Dixon, "Sparse learning-based approximate dynamic programming with barrier constraints," *IEEE Control Systems Letters*, vol. 4, no. 3, pp. 743–748, 2020.
- [26] Z. Marvi and B. Kiumarsi, "Safe reinforcement learning: A control barrier function optimization approach," *International Journal of Robust and Nonlinear Control*, vol. 31, no. 6, pp. 1923–1940, 2021.
- [27] M. H. Cohen and C. Belta, "Approximate optimal control for safety-critical systems with control barrier functions," in *2020 59th IEEE Conference on Decision and Control (CDC)*, pp. 2062–2067, IEEE, 2020.
- [28] M. H. Cohen and C. Belta, "Safe exploration in model-based reinforcement learning using control barrier functions," *Automatica*, vol. 147, p. 110684, 2023.
- [29] S. Bandyopadhyay and S. Bhasin, "Safe q-learning for continuous-time linear systems," in *2023 62nd IEEE Conference on Decision and Control (CDC)*, pp. 241–246, IEEE, 2023.
- [30] A. Isaly, O. S. Patil, R. G. Sanfelice, and W. E. Dixon, "Adaptive safety with multiple barrier functions using integral concurrent learning," in *2021 American Control Conference (ACC)*, pp. 3719–3724, IEEE, 2021.
- [31] N.-M. T. Kokolakis and K. G. Vamvoudakis, "Safety-aware pursuit-evasion games in unknown environments using gaussian processes and finite-time convergent reinforcement learning," *IEEE Transactions on Neural Networks and Learning Systems*, pp. 3130–3143, 2022.
- [32] C. Peng, X. Liu, and J. Ma, "Design of safe optimal guidance with obstacle avoidance using control barrier function-based actor-critic reinforcement learning," *IEEE Transactions on Systems, Man, and Cybernetics: Systems*, pp. 6861–6873, 2023.
- [33] M. H. Cohen, P. Ong, G. Bahati, and A. D. Ames, "Characterizing smooth safety filters via the implicit function theorem," *IEEE Control Systems Letters*, 2023.
- [34] H. Almubarak, E. A. Theodorou, and N. Sadegh, "Hjb based optimal safe control using control barrier functions," in *2021 60th IEEE Conference on Decision and Control (CDC)*, pp. 6829–6834, IEEE, 2021.
- [35] S. Boyd and L. Vandenberghe, *Convex optimization*. Cambridge university press, 2004.
- [36] F. L. Lewis, D. Vrabie, and V. L. Syrmos, *Optimal control*. John Wiley & Sons, third ed., 2012.
- [37] H. K. Khalil, "Nonlinear systems," *Prentice Hall, Upper Saddle River*, 2002.
- [38] V. Y. Kreinovich, "Arbitrary nonlinearity is sufficient to represent all functions by neural networks: a theorem," *Neural networks*, vol. 4, no. 3, pp. 381–383, 1991.
- [39] V. Nair and G. E. Hinton, "Rectified linear units improve restricted boltzmann machines," in *Proceedings of the 27th International Conference on International Conference on Machine Learning, ICML'10, (Madison, WI, USA)*, p. 807–814, Omnipress, 2010.
- [40] E. Lavretsky and K. A. Wise, "Robust adaptive control," in *Robust and adaptive control*, pp. 317–353, Springer, 2013.
- [41] S. B. Roy, S. Bhasin, and I. N. Kar, "Combined mrc for unknown mimo lti systems with parameter convergence," *IEEE Transactions on Automatic Control*, vol. 63, no. 1, pp. 283–290, 2017.
- [42] A. Parikh, R. Kamalapurkar, and W. E. Dixon, "Integral concurrent learning: Adaptive control with parameter convergence using finite excitation," *International Journal of Adaptive Control and Signal Processing*, vol. 33, no. 12, pp. 1775–1787, 2019.
- [43] C.-H. Hsu and C. E. Lan, "Theory of wing rock," *Journal of Aircraft*, vol. 22, no. 10, pp. 920–924, 1985.