

---

# End-To-End Latent Variational Diffusion Models for Inverse Problems in High Energy Physics

---

**Alexander Shmakov**

Department of Computer Science  
University of California Irvine  
Irvine, CA 92697  
ashmakov@uci.edu

**Kevin Greif**

Department of Physics and Astronomy  
University of California Irvine  
Irvine, CA 92697  
kgreif@uci.edu

**Michael Fenton**

Department of Physics and Astronomy  
University of California Irvine  
Irvine, CA 92697  
mjfenton@uci.edu

**Aishik Ghosh**

Department of Physics and Astronomy  
University of California Irvine  
Irvine, CA 92697

Physics Division  
Lawrence Berkeley National Laboratory  
Berkeley, CA 94720

**Pierre Baldi**

Department of Computer Science  
University of California Irvine  
Irvine, CA 92697

**Daniel Whiteson**

Department of Physics and Astronomy  
University of California Irvine  
Irvine, CA 92697

## Abstract

High-energy collisions at the Large Hadron Collider (LHC) provide valuable insights into open questions in particle physics. However, detector effects must be corrected before measurements can be compared to certain theoretical predictions or measurements from other detectors. Methods to solve this *inverse problem* of mapping detector observations to theoretical quantities of the underlying collision are essential parts of many physics analyses at the LHC. We investigate and compare various generative deep learning methods to approximate this inverse mapping. We introduce a novel unified architecture, termed latent variation diffusion models, which combines the latent learning of cutting-edge generative art approaches with an end-to-end variational framework. We demonstrate the effectiveness of this approach for reconstructing global distributions of theoretical kinematic quantities, as well as for ensuring the adherence of the learned posterior distributions to known physics constraints. Our unified approach achieves a distribution-free distance to the truth of over 20 times less than non-latent state-of-the-art baseline and 3 times less than traditional latent diffusion models.

## 1 Introduction

Particle physics experiments at the Large Hadron Collider study the interactions of particles at high energy, which can reveal clues about the fundamental nature of matter and forces. However, the properties of particles which result from the collisions must be inferred from signals in the detectors which surround the collision. Though detectors are designed to reconstruct the properties of particles with high fidelity, no detector has perfect efficiency and resolution. A common strategy

to account for these effects is *simulation-based inference* [1], in which the detector resolution and inefficiency are modeled by a simulator. Samples of simulated events can then be compared to observed data to perform inference on theoretical parameters. However, simulators with high fidelity are computationally expensive and not widely accessible outside of experimental collaborations.

An alternative approach is the reverse, mapping the observed detector signatures directly to the unobserved *truth-level* information. In a particle physics context, this procedure is referred to as “unfolding”<sup>1</sup>. In practice, the quantum mechanical nature of particle interactions makes the forward map from the true particle properties to observed data not one-to-one. As a result, there is no true inverse function which can map a given detector observation to a single point in the truth-level space. Such *inverse problems* are challenging, but unfolded data allows for direct comparisons with theoretical predictions and across experiments, without requiring access to detector simulation tools which may not be maintained long-term.

Unfolding methods such as Iterative D’Agostini [2], Singular Value Decomposition [3], and TUnfold [4] have seen frequent use by experimental collaborations like ATLAS [5] and CMS [6]. However, these techniques are limited to unfolding only a few dimensions, and require binning the data, which significantly constrains later use of the unfolded distributions. The application of machine learning techniques has allowed for the development of un-binned unfolding with the capacity to handle higher-dimensional data. One approach is to use conditional generative models, which learn to sample from the truth-level distributions when conditioned on the detector-level data; examples include applications of generative adversarial networks [7, 8], invertible networks [9, 10], and variational auto-encoders [11]. An alternative approach uses classification models as density estimators which learn to correct imprecise truth-level distributions with re-weighting [12–14]. Generative methods naturally produce unweighted events, an advantage over classification methods which may generate very large weights or even fail if the original distributions do not sufficiently cover the entire support of the true distribution. However, generative models are not always guaranteed to produce samples which respect the important physical constraints of the original sample. While making important strides, none of these methods have cracked the ultimate goal, *full-event unfolding*, where the full high-dimensional detector-level observations are mapped to truth-level objects.

This paper introduces a novel generative unfolding method utilizing a diffusion model [15–17] to map detector to truth-level distributions. Diffusion models are a class of generative models which learn to approximate a reverse noise diffusion process and have proven successful in natural image generation [18, 19] and recently scientific applications such as molecular link design [20]. Diffusion models excel in learning high-dimensional probability distributions at higher fidelity than normalizing flows and without the adversarial min-max loss of GANs. In HEP, they have already found use for approximating calorimeter simulations [21–24]. Latent diffusion models (LDMs), a specific class of diffusion models, perform the denoising in an abstract latent space [25] and excel in image generation tasks. These latent embeddings are often pre-trained on secondary objectives, such as VAE reconstruction tasks or CLIP [26], to limit computational and memory requirements. We unify the abstract embedding space of latent diffusion with the recently formalized variational diffusion approach [27] to develop an end-to-end variational latent diffusion model (VLD) achieving state-of-the-art performance in complex HEP generative tasks.

## 2 Background

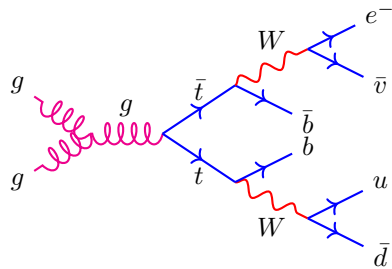
### 2.1 Unfolding

Let  $f_{\text{det}}(y)$  be the distribution which governs an observed detector-level data set  $y = \{y_i\}$ . An unfolding method aims to sample from a pre-detector distribution  $f_{\text{parton}}(x)$ , where *parton* refers to an unobserved state of interest to physicists.  $f_{\text{parton}}(x)$  is related to  $f_{\text{det}}$  via convolution with a “response” function  $p(y|x)$  over the possible true values  $x$ . The response function describes the decay of the initial, unstable particles into stable particles and their interaction with the detector.

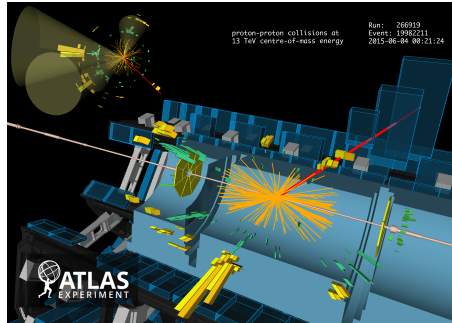
$$f_{\text{det}}(y) = \int dx p(y|x) f_{\text{parton}}(x) \quad (1)$$

No closed form expression exists for  $p(y|x)$ , but Monte-Carlo-based simulation can sample from parton values  $x$  and produce the corresponding sample  $y$ . The parton distribution can be recovered

<sup>1</sup>In other fields, this kind of problem is often referred to as “deconvolution”.



(a) Feynman diagram of top quark ( $t$ ) pair production. Each top quark decays to a  $W$  boson and a bottom quark ( $b$ ). In this example, one  $W$  decays leptonically to an electron ( $e$ ) and neutrino ( $\nu$ ), the second decays hadronically to an up ( $u$ ) and down ( $d$ ) quark.



(b) Display of the high-dimensional detector observations for an LHC collision identified as likely to have contained a top quark pair.

via the corresponding inverse process if one has access to a pseudo-inversion of the response function  $p(x|y)$ , also known as the posterior.

$$f_{\text{parton}}(x) = \int dy p(x|y) f_{\text{det}}(y) \quad (2)$$

Generative unfolding methods build the posterior as a generative model, which can be used to sample from  $p(x|y)$ . The desired parton distribution is then obtained by Equation 2. Simulated pairs of parton-detector data,  $(x, y)$ , may be used to train the generative model.

An important issue when choosing to directly model the posterior is that this quantity is itself dependent on the desired distribution  $f_{\text{parton}}(x)$ , the prior in Bayes' theorem:

$$p(x|y) = \frac{p(y|x) f_{\text{parton}}(x)}{f_{\text{det}}(y)} \quad (3)$$

Producing the data set used to train the generative model requires choosing a specific  $f_{\text{parton}}(x)$ , which influences the learned posterior. In application to new datasets, this will lead to an unreliable estimate of the posterior density if the assumed prior is far enough from the truth distribution. A common method to overcome this challenge is to apply an iterative procedure, in which the assumed prior is re-weighted to match the approximation to the truth distribution provided by the unfolding algorithm [2]. Though application of this iterative procedure is not shown in this paper, the principle has been demonstrated with other generative unfolding methods [28], for which the conditions are similar.

## 2.2 Semi-Leptonic Top Quark Pair Production

Collisions at the LHC which result in a pair of top quarks allow for sensitive probes of new theories of physics, which makes measurement of the top quark properties an important task. Top quarks are unstable, decaying almost immediately to a  $W$  boson and a bottom quark; the  $W$  boson can then decay *hadronically* to two quarks or *leptonically* to a charged lepton and neutrino. The case where one of the produced top quarks decays hadronically and the other decays leptonically is known as the semi-leptonic decay mode, see Fig. 1a. The 4-momenta (three momentum components, one mass) of these six objects (four quarks, the charged lepton, and the neutrino) constitute the parton-level space in this context.

The four quarks each produce a shower of particles (*jets*) which interact with the detector, while the neutrino passes through without leaving a trace. The resulting observed detector signature which defines the detector-level space is then quite complex, see Fig. 1b.

The semi-leptonic  $t\bar{t}$  process has been studied by the ATLAS and CMS collaborations to measure various properties of the top quark and to search for new particles and interactions [29–34]. Many of these measurements use existing unfolding techniques, which limit the unfolded measurements to one or two dimensions. An un-binned and high dimensional unfolding technique would allow physicists to use the full power of their data.

### 2.3 Variational Autoencoders

Variational Autoencoders (VAEs) are a class of generative models combining an autoencoder architecture with probabilistic modeling [35, 36]. VAEs learn a non-linear latent representation of input data through an encoder and decoder network while incorporating probabilistic methods and sampling through the reparameterization trick [35]. VAEs have been applied to numerous applications, such as image synthesis [37] and natural language processing [38], among many others.

The VAE encoder network is parameterized as a probabilistic function, approximating the posterior distribution of the latent variables  $z$  conditioned on the input data:  $q(z|x)$ . The decoder network likewise models the generative distribution conditioned on the latent variables  $p(x|z)$ . VAEs are trained by maximizing the evidence lower bound (ELBO), which is a lower bound on the log-likelihood of the data under the generative model [35]. The ELBO includes a reconstruction loss for training the decoder and a KL-divergence objective which enforces a regularization constraint on the learned latent posterior to a prior distribution  $p(z)$ .

$$\mathcal{L}_{\text{VAE}} = \mathbb{E}_{z \sim q(z|x)} [-\log p(x|z) + D_{KL}(q(z|x) \parallel p(z))] \quad (4)$$

Conditional VAEs (CVAEs) [39] extend the VAE framework by conditioning both the encoder and decoder networks on additional information, such as class labels, via an arbitrary conditioning vector  $y$ . This allows CVAEs to generate samples with specific desired properties, providing more control over the generated outputs.

$$\mathcal{L}_{\text{CVAE}} = \mathbb{E}_{z \sim q(z|x,y)} [-\log p(x|z,y) + D_{KL}(q(z|x,y) \parallel p(z|y))] \quad (5)$$

### 2.4 Variational Diffusion Models

Variational Diffusion Models (VDMs) define a conditional probabilistic generative model which exploits the properties of diffusion probabilistic models to generate samples by learning to reverse a stochastic flow [40]. VDMs may be seen as an extension of VAEs to a (possibly infinitely) deep hierarchical setting. The Gaussian diffusion process defines the forward stochastic flow with respect to time  $t \in [0, 1]$  over the latent space  $z_t \in \mathbb{Z}$  and conditioned on  $y$  as:

$$q(z_t|x, y) \sim \mathcal{N}(\alpha_t x, \sigma_t \mathbb{I}) \quad (6)$$

The flow parameters,  $\sigma_t$  and  $\alpha_t$  are defined by a *noise schedule*. We use the continuous Variance Preserving (VP) framework throughout this work and derive these flow parameters based on a learned signal-to-noise ratio,  $e^{-\gamma_\phi(t)}$ , where:

$$\sigma_t = \sqrt{\text{sigmoid}(\gamma_\phi(t))} \text{ and } \alpha_t = \sqrt{\text{sigmoid}(-\gamma_\phi(t))}$$

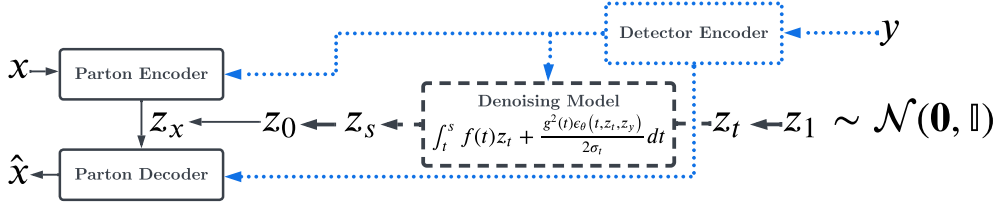
Assuming it is possible to sample from the terminal distribution  $p(z_1)$ , we may produce samples from the data distribution by inverting the flow and sampling previous latent representations conditioned on future latent vectors. The inverse flow is modeled as  $q(z_s|z_t, \hat{x}_\theta(z_t, t, y))$  where  $\hat{x}_\theta$  is an approximate denoising of the original data at the current time-step. In practice, the data denoising is implemented using a variance-independent *noise prediction network*,  $\hat{\epsilon}_\theta$ , by the equation  $\hat{x}_\theta(z_t, t, y) = \frac{(z_t - \sigma_t \hat{\epsilon}_\theta(z_t, t, y))}{\alpha_t}$ . The noise prediction network,  $\hat{\epsilon}_\theta$ , is parameterized using a deep neural network. The learnable noise schedule  $\gamma_\phi(t)$  is also parameterized using a positive-definite neural network with learnable end-points  $\gamma_{min} = \gamma(0)$  and  $\gamma_{max} = \gamma(1)$  [40]. Following the VP framework, the noise schedule is regularized so that the terminal distribution is the unit Gaussian:  $p(z_1) \sim \mathcal{N}(\mathbf{0}, \mathbb{I})$ . Both the noise prediction network and the noise schedule network are trained using the modified ELBO for continuous-time diffusion models [40]:

$$\begin{aligned} \mathcal{L}_{\text{VDM}} = & D_{KL}(q(z_1|x, c) \parallel p(z_1)) + \mathbb{E}_{q(z_0|x)} [-\log p(x|z_0, y)] \\ & + \mathbb{E}_{\epsilon \sim \mathcal{N}(\mathbf{0}, \mathbb{I}), t \sim \mathcal{U}(0,1)} \left[ \gamma'_\phi(t) \|\epsilon - \hat{\epsilon}_\theta(z_t, t, y)\|_2^2 \right] \end{aligned} \quad (7)$$

### 2.5 Latent Diffusion

Latent diffusion models (LDMs)[25] are a deep generative framework that operate the diffusion process in a abstract latent space learned by a VAE to sample high-dimensional data  $p_D(x|z, y)$ , possibly

Figure 2: A block diagram of the end-to-end VLD model with trainable components. The conditional paths are drawn in blue. We use the continuous, variance preserving SDE diffusion formulation introduced in [16] and [40]. We show the equivalent ODE form of SDE equation in the diagram.



conditioned on a secondary dataset  $p_C(y)$ . This approach has proven dramatically successful when employed in natural image generation applications, including text-to-image synthesis, inpainting, denoising, and style transfer [25, 19].

LDMs first train an unconditional VAE to embed the data distribution into a low dimensional latent representation using a traditional VAE approach,  $q(z_x|x)$  and  $p(x|z_x)$ , regularizing the latent space towards a standard normal  $p(z_x) \sim \mathcal{N}(\mathbf{0}, \mathbb{I})$ . A secondary encoder may be trained on the conditioning data  $p(z_y|y)$  along-side VAE, typically using a CLIP objective [26] to map the two datasets into a common latent space. The diffusion process is then trained to reconstruct the latents  $z_x$  from the flow latents  $p(z_x|z_0, z_y)$ . The diffusion model training remains otherwise identical to the standard diffusion framework.

Critically, the most successful methods train the VAE, the conditional encoder, and the diffusion process individually. While computationally efficient, this independence limits the models’ generative power as each component is trained on subsets of the overall conditional generative objective. It may be possible to recover additional fidelity by instead training all components using a unified conditional generation objective. While several methods allow for training a VAE *along-side* diffusion [41, 42], these approaches either cannot train diffusion in the latent space or cannot account for a conditional, fully variational model. We construct a unified variational framework to allow for a conditional, probabilistic, end-to-end diffusion model.

### 3 Variational Latent Diffusion

This work integrates the learning capabilities of latent diffusion models with the theoretical framework of variational diffusion models in a unified conditional variational approach. This unified variational model combines the conditioning encoder, data VAE, and diffusion process into a single loss function. This framework enables further enhancement of these methods through a conditional data encoder or decoder, and an auxiliary physics-informed consistency loss which may be enforced throughout the network. We refer to this combined method as Variational Latent Diffusion (VLD), see Fig 2. The primary contributions of this paper are to define this unified model and derive the appropriate loss function to train such a model.

**Conditioning Encoder** In traditional LDMs, the conditioning encoder,  $p(z_y|y)$ , is pre-trained through an auxiliary loss term, such as CLIP [26], which aims to unify the latent space of the conditioning and data. While this approach is efficient, it may not be optimal: the encoder is trained on one objective, and then repurposed to act as a conditioning encoder for a separate generative model. With the end-to-end framework, we simultaneously learn this encoder alongside other generative terms, enabling us to efficiently train a variable-length, high-dimensional encoder fine-tuned for the generative objective. In this work, we simplify the encoder by restricting it to a deterministic mapping,  $z_y = f_{\theta}(y)$ . Our experience suggests that a probabilistic encoder offers limited benefits over a deterministic mapping while significantly increasing training variance and complexity.

**Conditional Parton VAE** The traditional LDM VAE is unconditional, as this allows it to be easily pre-trained and reused for different diffusion models. As we are training a unified conditional generative model in an end-to-end fashion, we have the option to extend the encoder and decoder with conditional probabilistic models:  $q_{C-VLD}(z_x|x, z_y)$  and  $p_{C-VLD}(x|z_x, z_y)$ . We experiment with both a conditional and unconditional VAE. Additionally, we explore an intermediate method that uses a

conditioned encoder to estimate the VAE posterior,  $q_{\text{UC-VLD}}(z_x|x, z_y)$ , but employs an unconditional decoder during generation  $p_{\text{UC-VLD}}(z_x|x)$ .

**VLD ELBO** We interpret the continuous VDM as an infinitely deep hierarchical VAE as presented by Kingma *et al.* [40]. This interpretation allows us to seamlessly integrate the VAE into a unified diffusion framework by incorporating the VAE as an additional component in the hierarchy. Consequently, the hierarchical variational ELBO incorporates an extra KL divergence term, which serves to regularize the encoder posterior distribution [43]. We combine this hierarchical objective with the denoising loss term derived in [40] to define a combined ELBO for the entire generative model.

$$\begin{aligned} \mathcal{L}_{\text{VLD}} = & D_{\text{KL}}(q(z_1|x, z_y) \parallel p(z_1)) + \mathbb{E}_{q(z_x|x, z_y)} [-\log p(x|z_x, z_y)] \\ & + D_{\text{KL}}(q(z_x|x, z_y) \parallel p(z_x|z_0)) + \mathbb{E}_{\epsilon \sim \mathcal{N}(\mathbf{0}, \mathbb{I}), t \sim \mathcal{U}(0,1)} \left[ \gamma'_\phi(t) \left\| \epsilon - \epsilon_\theta(z_t, t, z_y) \right\|_2^2 \right] \end{aligned} \quad (8)$$

The additional KL term may be derived explicitly if we assume a Gaussian VAE and a Gaussian diffusion process. The posterior is parameterized using a learned Gaussian, as in a standard VAE:  $q(z_x|x, z_y) \sim \mathcal{N}(\mu_\theta(x, z_y), \sigma_\theta(x, y))$ . The prior can be reformulated using the definition of the forward flow from Equation 6. Employing the reparameterization trick, we can rewrite the expression of  $z_0$  in terms of  $z_x$  as  $z_0 = \alpha_0 z_x + \sigma_0 \epsilon$ , where  $\epsilon \sim \mathcal{N}(\mathbf{0}, \mathbb{I})$ . Solving this equation for  $z_x$  yields another reparameterized Gaussian, which allows us to define the prior over  $z_x$  as:

$$p(z_x|z_0) \sim \mathcal{N}\left(\frac{1}{\alpha_0} z_x, \frac{\sigma_0}{\alpha_0} \mathbb{I}\right) \quad (9)$$

**Physics-Informed Consistency Loss** Reconstructing the mass of truth-level physics objects is challenging due to their highly peaked, low-variance distributions. For certain particles like leptons, the mass distribution exhibits a two-valued delta distribution, while for light quarks, it is consistently set to zero. Predicting these distributions is more difficult than predicting the energy of truth-level physics objects, which have a broader range. In special relativity, the mass and energy of a particle are related by  $M^2 = E^2 - \|p\|^2$ . Forcing the predicted mass, energy, and momenta to satisfy this equality improves stability and accuracy by capturing this underlying physical relationship between these quantities. We introduce a consistency loss,  $\mathcal{L}_C$ , in addition to the regular reconstruction loss, weighted by a hyper-parameter  $\lambda_C$ . Similar physics-informed constraints have previously been used for generative models in HEP [44–46]. The consistency loss minimizes the discrepancy between the predicted mass term and the corresponding energy and momentum terms, encouraging the model to learn a more physically consistent representation.

$$\mathcal{L}_C = \lambda_C \left| \hat{M}^2 - \left( \hat{E}^2 - \|\hat{p}\|^2 \right) \right| \quad (10)$$

## 4 Unfolding Semi-Leptonic $t\bar{t}$ Events

Generative models can be trained to estimate a conditional density given any set of paired data. In the unfolding context, a Monte Carlo simulation can be used to generate pairs of events at detector and parton level. The density of parton level events  $f_{\text{parton}}(x)$  can be taken as the data distribution, and the density of detector level events  $f_{\text{det}}(y)$  can be taken as the conditioning distribution. A generative model can then be used to unfold a set of observed events to the corresponding parton level events with the following procedure:

1. Sample a parton configuration from the distribution governing the process of interest:  $x \sim p_D(x)$ . This can be done using a matrix element solver such as MADGRAPH [47].
2. Sample a possible detector observation  $y \sim p_C(y|x)$  using the tools PYTHIA8 [48] and DELPHES [49], which simulate the interactions of particles in flight and the subsequent interactions with a detector.
3. Train a generative model to approximate the inverse distribution  $p_\theta(x|y)$ .
4. Produce new posterior samples for inference data with unknown parton configurations.

## 4.1 Generative Models

Multiple baseline generative models are assessed alongside the novel VLD approach, with the goal of investigating the impact of each VLD component, including the conditional VAE, the denoising model, and the variational aspects of the diffusion:

**CVAE** A traditional conditional Variational Autoencoder [39] approach employing a conditional encoder and decoder. We use a Gaussian likelihood for the decoder and a standard normal prior for the encoder, following conventional practices for VAE models.

**CINN** A conditional Invertible Neural Network [50], which represents the latest deep learning approach that has demonstrated success in unfolding tasks. This model utilizes a conditional normalizing flow to train a mapping from a standard normal distribution to the parton distribution, conditioned on the detector variables. The normalizing flow incorporates an All-In-One architecture [51], following the hyperparameters detailed in the CINN paper [50], which combines a conditional affine layer with global affine and permutation transforms to create a powerful invertible block. In this work, the MMD objective defined in [50] is replaced with a MSE reconstruction objective and the physics-informed consistency loss, for comparison with other models.

**VDM** A Variational Diffusion Model (VDM) [40] that aims to denoise the parton vector directly. This model serves as a baseline for examining the impact of the VAE in latent diffusion approaches. The denoising model is trained using a Mean Squared Error loss against the generated noise.

**LDM** A Latent Diffusion Model (LDM) with a pre-trained VAE, popularized by recent achievements in text-to-image generative models [25]. The VAE is pre-trained using a Gaussian likelihood and a minimal prior weight ( $10^{-4}$ ).

**VLD, C-VLD, UC-VLD** These models are variations on the proposed unified Variational Latent Diffusion (VLD) architecture. They correspond to an unconditional VAE (VLD), a conditional encoder and decoder (C-VLD), or a conditional encoder with an unconditional decoder (UC-VLD).

## 4.2 Latent Diffusion Detector Encoder

All of the generative models are conditioned on detector observations, represented as a set of vectors for each jet and lepton in the event, as described in Section 5. Additionally, the missing transverse momentum (MET) from the neutrino is included as a fixed-size global variable. As there is no inherent ordering to these jets, it is crucial to use a permutation-invariant network architecture for the encoder. We use the jet transformer encoder from the SPANet (v2.1, BSD-3) [52] jet-parton reconstruction network to embed detector variables. This architecture leverages the permutation invariance of attention to contextually embed a set of momentum vectors. We extract the fixed-size event embedding vector from the central transformer, mapping the variable-length, unordered detector observations into a fixed-size real vector  $E_C(y) = z_y \in \mathbb{R}^D$ .

## 4.3 Latent Diffusion Parton Encoder-Decoder

For a given event topology, partons may be represented as a fixed-size vector storing the momentum four-vectors of each theoretical particle. We describe the detailed parton representation in Section 5, which consists of a single 55-dimensional vector for each event. The encoder and decoder network employ a ConvNeXt-inspired block structure [53] for the hidden layers, described in Appendix A, which allows for complex non-linear mappings into the latent space. Unlike traditional VAE applications, our latent space may be *higher* dimensionality than the original space. The VAE’s primary purpose therefore differs from typical compression applications, and instead solely transforms the partons into an optimized representation for generation.

The encoder uses this feed-forward block network and produces two outputs: the mean,  $\mu_\theta(x, z_y)$ , and log-standard deviation,  $\sigma_\theta(x, z_y)$ , of the encoded vector, possibly conditioned on the detector observation. The decoder similarly accepts a latent parton representation, possibly conditioned on the detector, and produces a deterministic estimate of the original parton configuration  $\hat{x} = D(z_x, z_y)$ .

Table 1: Total distance measures across all 55 components for every model and metric. The independent sum of 1-dimensional distances for each component are summed across all the components to compute the total metrics.

	Wasserstein	Energy	K-S	$KL_{64}$	$KL_{128}$	$KL_{256}$
<b>VLD</b>	108.76	7.59	4.08	<b>3.47</b>	<b>3.74</b>	<b>4.53</b>
<b>UC-VLD</b>	<b>73.56</b>	<b>6.35</b>	<b>3.41</b>	5.77	7.10	8.48
<b>C-VLD</b>	389.62	25.39	4.65	9.54	10.09	10.79
LDM	402.32	24.09	5.91	14.71	16.34	17.92
VDM	2478.35	181.35	17.14	29.28	32.29	35.60
CVAE	484.56	32.29	6.37	7.79	9.17	10.60
CINN	3009.08	185.13	15.74	28.55	30.19	32.37

## 5 Experiments

**Dataset** Each of the generative approaches is trained to unfold a simulated semi-leptonic  $t\bar{t}$  production data set. Matrix elements are evaluated at a center-of-mass energy of  $\sqrt{s} = 13$  TeV using MADGRAPH\_AMC@NLO [47] (v2.7.2, NCSA license) with a top mass of  $m_t = 173$  GeV. The parton showering and hadronization are simulated with PYTHIA8 [48] (v8.2, GPL-2), and the detector response is simulated with DELPHES [54] (v3.4.1, GPL-3) using the default CMS detector card. The top quarks each decay to a  $W$ -boson and  $b$ -quark, with the  $W$ -bosons subsequently decaying either to a pair of light ( $u, d, s, c$ ) quarks  $qq'$  or a lepton-neutrino pair  $\ell\nu$  ( $\ell = e, \mu$ ). A basic event selection is then applied on the reconstructed objects at detector-level. Electrons and muons are selected with a transverse momentum requirement of  $p_T > 25$  GeV and absolute value of pseudorapidity  $|\eta| < 2.5$ . The  $b$  and light quarks are reconstructed with the anti- $k_T$  jet algorithm [55] using a radius parameter  $R = 0.5$  and the same  $p_T$  and  $|\eta|$  requirements as the leptons. Jets originating from  $b$ -quarks are identified with a “ $b$ -tagging” algorithm that incorporates a  $p_T$  and angular ( $\eta, \phi$ ) dependent identification efficiency and mis-tagging rate. Selected events are then required to contain exactly one lepton and at least 4 jets, of which at least two must be  $b$ -tagged. Events are separated into training and testing data sets, consisting of 9,865,402 and 1,332,514 events respectively.

**Parton Data** The kinematics for the six final state partons are used as unfolding targets ( $b, q_1, q_2, \bar{b}, \nu_l, l$ ), along with the kinematics of the intermediate resonance particles ( $W_{\text{lep}}, W_{\text{had}}, t, \bar{t}$ ), and the entire  $t\bar{t}$  system. The parton-level data consists of 11 momentum vectors, each represented by the five quantities ( $M, \log E, p_x, p_y, p_z$ ). The Cartesian components of the momentum are used for regression, as they have roughly Gaussian distributions. Although regressing both the mass and energy for each parton over-defines the 4-momentum, these components exhibit different reconstruction characteristics due to sharp peaks in the mass distributions. During evaluation, either the mass or energy can be used to compute any derived quantities. In our experiments, the regressed mass is only used for the mass reconstruction, and the predicted energy is used for other kinematics.

**Detector Variables** The detector-level jets and leptons are used as the conditioning data. The jets are stored as variable-length sets of momentum vectors with a maximum of 20 jets in each event. This study is limited to semi-leptonic  $t\bar{t}$  events, so each event is guaranteed to have a single lepton. The missing transverse momentum in each event (MET) is also computed and included in the conditioning. The jets and leptons are represented using both polar, ( $M, p_T, \phi, \eta$ ), and Cartesian, ( $E, p_x, p_y, p_z$ ), representations. We also include a one-hot particle identity, encoding either  $\mu$  or  $e$  for the lepton, or  $b$  or non- $b$  for the jets as estimated by the  $b$ -tagger, resulting in 12 dimensions for each jet.

**Training** Networks were trained using the MSE for the reconstruction and noise loss, along with the physics-informed consistency loss with a weight of  $\lambda_C = 0.1$ . Each model underwent training for 24 hours using four NVIDIA RTX 3090 GPUs, resulting in 500,000 to 1,000,000 gradient steps for each model. Models were trained until convergence and then fine-tuned with a smaller learning rate.

**Diffusion Sampling** Variational diffusion models dynamically adapt the noise schedule during training by minimizing the variance of the ELBO [40]. After training, however, VDMs may employ a



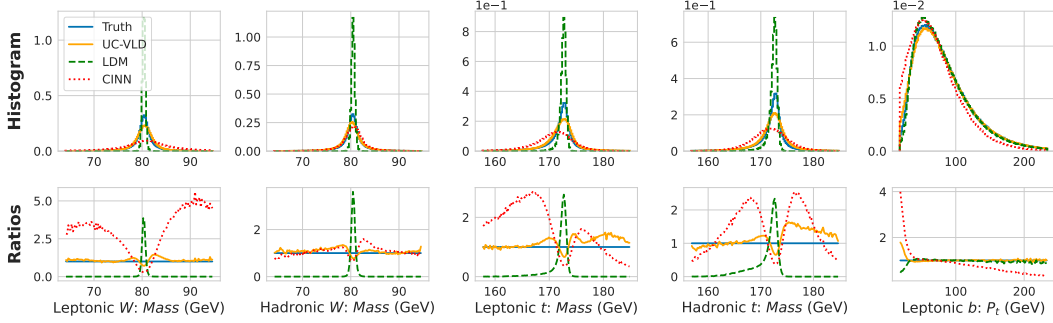


Figure 3: Highlighted reconstruction components. The top row presents the full global histogram while the lower plot presents the ratio between the predicted histogram and the truth. Notice the improved mass shape compared to the pre-trained and non-latent models.

more traditional discrete noise schedule, and this approach is preferable when sampling for inference. The PNDM [56] sampler is used for generating parton predictions.

**Global Distributions** Each trained model was evaluated on the testing data, sampling a single parton configuration for each detector-level event. The global distributions of the 55 reconstructed parton components were then compared to the true distributions. Complete unfolded distributions are presented in Appendix F. Several highlighted reconstruction distributions are presented in Figure 3. Additionally, each model was assessed using several distribution-free measures of distance. The bin-independent Wasserstein and Energy distances, the non-parametric Kolmogorov-Smirnov (K-S) test, as well as three different empirical KL divergence measures using 64, 128, and 256 bins, are presented in Table 1. Full details about the distance functions are presented in Appendix C, and full tables of the distances per particle and per component are presented in Appendices D and E.

**Global Performance** The two proposed VLD models with unconditional decoders (VLD and UC-VLD) consistently exhibited the best performance across all distance metrics. The conditional decoder in C-VLD and CVAE was found to worsen reconstruction. This is likely because the training procedure always employs the true encoded parton-detector pairs,  $(z_x, z_c)$ , whereas the inference procedure estimates the latent parton vector while using the true encoded detector variables for conditioning,  $(\tilde{z}_x, z_c)$ . The lower performance may be evidence that this inference data technically falls out-of-distribution for the conditional decoder, indicating that an unconditional decoder is a more robust approach. The latent models greatly outperformed the models that directly reconstructed the partons (CINN and VDM). Finally, the end-to-end training procedure demonstrates improved performance over the pre-trained LDM model.

**Posterior Predictions** One key innovation of generative methods is the ability to sample from the posterior to illustrate the space of valid reconstructed partons for a detector level event. While the true posterior is not available, the unfolded distributions can be compared to a brute-force posterior distribution derived from the training data. This posterior is defined by a re-weighting of the parton level training data, where the weights are given by the inverse exponential of the  $L_2$  distance between the testing event’s detector configuration,  $y_T$ , and every training event’s detector configuration,  $y_i$ :  $w_i = e^{-\|y_T - y_i\|}$ . Selected posterior distributions are presented in Figure 4, and complete posterior examples for individual events are presented in Appendix G. The latent diffusion models have much smoother posteriors than the empirical estimates, with the proposed VLD model producing more

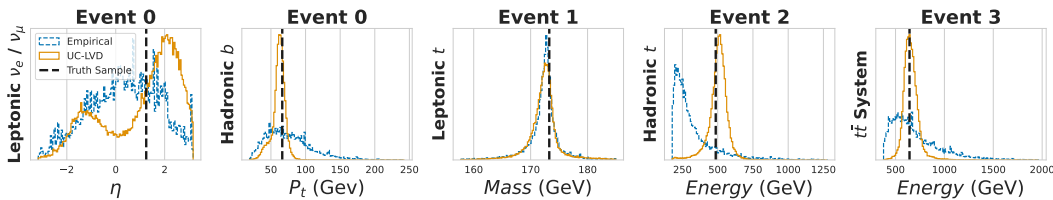


Figure 4: Highlighted reconstruction **per-event** posteriors for several events and components. We compare the LVD posteriors to an empirically brute-forced estimate of the posterior.

density close to the true parton configuration. Critically, the brute-force posterior often matches the unconditional parton level distribution, proving it is difficult to recover the true posterior. The VLD model was also able to reproduce the bimodal nature of the neutrino  $\eta$  and  $b$  quark conditional  $p_T$  distributions.

## 6 Conclusions

This paper introduced a novel extension to variational diffusion models, incorporating elements from latent diffusion models to construct a powerful end-to-end latent variational generative model. An array of generative models were used to unfold semi-leptonic  $t\bar{t}$  events, an important inverse problem in high-energy physics. A unified model — combining latent representations, continuous variational diffusion, and detector conditioning — offered considerable advantages over the individual application of each technique. This addresses the challenge of scaling generative unfolding methods for high-dimensional inverse problems, an important step towards unfolding full collision events at particle-level. Despite being tested on a single topology, our method consistently improved baseline results, underscoring the importance of latent methods for such high-dimensional inverse problems. Future work will focus on broadening the method’s applicability to different event topologies, unfolding to other stages of the event simulation chain (such as “particle level”), and evaluating its dependency on the simulator’s prior distribution. The methods described in this study aim to provide a general end-to-end variational model applicable to numerous high-dimensional inverse problems in the physical sciences.

## 7 Acknowledgements

We would like to thank Ta-Wei Ho and Hideki Okawa for assistance in generating the  $t\bar{t}$  sample used in this study. DW, KG, AG, and MF are supported by DOE grant DE-SC0009920, and AG is also supported under contract DE-AC02-05CH11231. The work of AS and PB in part supported by ARO grant 76649-CS to PB.

## References

- [1] Kyle Cranmer, Johann Brehmer, and Gilles Louppe. The Frontier of Simulation-Based Inference. *Proc. Nat. Acad. Sci.*, 117(48):30055–30062, 2020. doi: 10.1073/pnas.1912789117.
- [2] G. D’Agostini. A Multidimensional Unfolding Method based on Bayes’ Theorem. *Nucl. Instrum. Meth.*, A362:487–498, 1995. doi: 10.1016/0168-9002(95)00274-X.
- [3] Andreas Hocker and Vakhtang Kartvelishvili. SVD Approach to Data Unfolding. *Nucl. Instrum. Meth.*, A372:469–481, 1996. doi: 10.1016/0168-9002(95)01478-0.
- [4] Stefan Schmitt. TUnfold: an Algorithm for Correcting Migration Effects in High Energy Physics. *JINST*, 7:T10003, 2012. doi: 10.1088/1748-0221/7/10/T10003.
- [5] The ATLAS Collaboration. The ATLAS experiment at the CERN large hadron collider. *Journal of Instrumentation*, 3(08):S08003–S08003, aug 2008. doi: 10.1088/1748-0221/3/08/s08003.
- [6] The CMS Collaboration. The CMS Experiment at the CERN LHC. *JINST*, 3:S08004, 2008. doi: 10.1088/1748-0221/3/08/S08004.
- [7] Kaustuv Datta, Deepak Kar, and Debarati Roy. Unfolding with Generative Adversarial Networks. 6 2018.
- [8] Marco Bellagente, Anja Butter, Gregor Kasieczka, Tilman Plehn, and Ramon Winterhalder. How to GAN away Detector Effects. *SciPost Phys.*, 8(4):070, 2020. doi: 10.21468/SciPostPhys.8.4.070.
- [9] Marco Bellagente, Anja Butter, Gregor Kasieczka, Tilman Plehn, Armand Rousselot, Ramon Winterhalder, Lynton Ardizzone, and Ullrich Köthe. Invertible Networks or Partons to Detector and Back Again. *SciPost Phys.*, 9:074, 2020. doi: 10.21468/SciPostPhys.9.5.074.
- [10] Mathias Backes, Anja Butter, Monica Dunford, and Bogdan Malaescu. An unfolding method based on conditional Invertible Neural Networks (cINN) using iterative training. 12 2022.
- [11] Jessica N. Howard, Stephan Mandt, Daniel Whiteson, and Yibo Yang. Learning to Simulate High Energy Particle Collisions from Unlabeled Data. *Sci. Rep.*, 12:7567, 2022. doi: 10.1038/s41598-022-10966-7.
- [12] Anders Andreassen, Patrick T. Komiske, Eric M. Metodiev, Benjamin Nachman, and Jesse Thaler. OmniFold: A Method to Simultaneously Unfold All Observables. *Phys. Rev. Lett.*, 124(18):182001, 2020. doi: 10.1103/PhysRevLett.124.182001.
- [13] Patrick Komiske, W. Patrick McCormack, and Benjamin Nachman. Preserving New Physics while Simultaneously Unfolding all Observables. *Phys. Rev. D*, 104(7):076027, 2021. doi: 10.1103/PhysRevD.104.076027.
- [14] Jay Chan and Benjamin Nachman. Unbinned Profiled Unfolding. 2023.
- [15] Yang Song and Stefano Ermon. Generative modeling by estimating gradients of the data distribution. *Advances in neural information processing systems*, 32, 2019.
- [16] Yang Song, Jascha Sohl-Dickstein, Diederik P Kingma, Abhishek Kumar, Stefano Ermon, and Ben Poole. Score-based generative modeling through stochastic differential equations. 2021.
- [17] Tero Karras, Miika Aittala, Timo Aila, and Samuli Laine. Elucidating the design space of diffusion-based generative models. In Alice H. Oh, Alekh Agarwal, Danielle Belgrave, and Kyunghyun Cho, editors, *Advances in Neural Information Processing Systems*, 2022.
- [18] Prafulla Dhariwal and Alexander Quinn Nichol. Diffusion models beat GANs on image synthesis. In A. Beygelzimer, Y. Dauphin, P. Liang, and J. Wortman Vaughan, editors, *Advances in Neural Information Processing Systems*, 2021.
- [19] Aditya Ramesh, Prafulla Dhariwal, Alex Nichol, Casey Chu, and Mark Chen. Hierarchical text-conditional image generation with clip latents. *ArXiv*, abs/2204.06125, 2022.

- [20] Ilya Igashov, Hannes Stärk, Clement Vignac, Victor Garcia Satorras, Pascal Frossard, Max Welling, Michael M. Bronstein, and Bruno Correia. Equivariant 3d-conditional diffusion models for molecular linker design. In *NeurIPS 2022 AI for Science: Progress and Promises*, 2022.
- [21] Vinicius Mikuni and Benjamin Nachman. Score-based generative models for calorimeter shower simulation. *Phys. Rev. D*, 106(9):092009, 2022. doi: 10.1103/PhysRevD.106.092009.
- [22] Matthew Leigh, Debajyoti Sengupta, Guillaume Quétant, John Andrew Raine, Knut Zoch, and Tobias Golling. PC-JeDi: Diffusion for Particle Cloud Generation in High Energy Physics. 3 2023.
- [23] Vinicius Mikuni, Benjamin Nachman, and Mariel Pettee. Fast Point Cloud Generation with Diffusion Models in High Energy Physics. 4 2023.
- [24] Erik Buhmann, Sascha Diefenbacher, Engin Eren, Frank Gaede, Gregor Kasieczka, Anatolii Korol, William Korcari, Katja Krüger, and Peter McKeown. CaloClouds: Fast Geometry-Independent Highly-Granular Calorimeter Simulation. 5 2023.
- [25] Robin Rombach, Andreas Blattmann, Dominik Lorenz, Patrick Esser, and Björn Ommer. High-resolution image synthesis with latent diffusion models, 2021.
- [26] Alec Radford, Jong Wook Kim, Chris Hallacy, Aditya Ramesh, Gabriel Goh, Sandhini Agarwal, Girish Sastry, Amanda Askell, Pamela Mishkin, Jack Clark, et al. Learning transferable visual models from natural language supervision. In *International conference on machine learning*, pages 8748–8763. PMLR, 2021.
- [27] Diederik Kingma, Tim Salimans, Ben Poole, and Jonathan Ho. Variational diffusion models. *Advances in neural information processing systems*, 34:21696–21707, 2021.
- [28] Anja Butter, Theo Heimel, Sander Hummerich, Tobias Krebs, Tilman Plehn, Armand Rousselot, and Sophia Vent. Generative Networks for Precision Enthusiasts. 10 2021.
- [29] ATLAS Collaboration. Measurement of the top quark mass in the  $t\bar{t} \rightarrow \text{lepton}+\text{jets}$  channel from  $\sqrt{s} = 8$  TeV ATLAS data and combination with previous results. *Eur. Phys. J. C*, 79(4): 290, 2019. doi: 10.1140/epjc/s10052-019-6757-9.
- [30] ATLAS Collaboration. Measurements of top-quark pair differential and double-differential cross-sections in the  $\ell+\text{jets}$  channel with  $pp$  collisions at  $\sqrt{s} = 13$  TeV using the ATLAS detector. *Eur. Phys. J. C*, 79(12):1028, 2019. doi: 10.1140/epjc/s10052-019-7525-6. [Erratum: *Eur.Phys.J.C* 80, 1092 (2020)].
- [31] ATLAS Collaboration. Search for heavy particles decaying into top-quark pairs using lepton-plus-jets events in proton-proton collisions at  $\sqrt{s} = 13$  TeV with the ATLAS detector. *Eur. Phys. J. C*, 78(7):565, 2018. doi: 10.1140/epjc/s10052-018-5995-6.
- [32] CMS Collaboration. Measurement of differential  $t\bar{t}$  production cross sections using top quarks at large transverse momenta in  $pp$  collisions at  $\sqrt{s} = 13$  TeV. *Phys. Rev. D*, 103(5):052008, 2021. doi: 10.1103/PhysRevD.103.052008.
- [33] CMS Collaboration. Measurement of differential  $t\bar{t}$  production cross sections in the full kinematic range using lepton+jets events from proton-proton collisions at  $\sqrt{s} = 13$  TeV. *Phys. Rev. D*, 104(9):092013, 2021. doi: 10.1103/PhysRevD.104.092013.
- [34] CMS Collaboration. Search for dark matter produced in association with a single top quark or a top quark pair in proton-proton collisions at  $\sqrt{s} = 13$  TeV. *JHEP*, 03:141, 2019. doi: 10.1007/JHEP03(2019)141.
- [35] Diederik P Kingma and Max Welling. Auto-encoding variational bayes, 2022.
- [36] Danilo Jimenez Rezende, Shakir Mohamed, and Daan Wierstra. Stochastic backpropagation and approximate inference in deep generative models. In Eric P. Xing and Tony Jebara, editors, *Proceedings of the 31st International Conference on Machine Learning*, pages 1278–1286, Beijing, China, 22–24 Jun 2014. PMLR.

- [37] Xun Huang, Ming-Yu Liu, Serge Belongie, and Jan Kautz. Multimodal unsupervised image-to-image translation. In *Proceedings of the European conference on computer vision (ECCV)*, pages 172–189, 2018.
- [38] Samuel R Bowman, Luke Vilnis, Oriol Vinyals, Andrew M Dai, Rafal Jozefowicz, and Samy Bengio. Generating sentences from a continuous space. *arXiv preprint arXiv:1511.06349*, 2015.
- [39] Kihyuk Sohn, Honglak Lee, and Xinchen Yan. Learning structured output representation using deep conditional generative models. In C. Cortes, N. Lawrence, D. Lee, M. Sugiyama, and R. Garnett, editors, *Advances in Neural Information Processing Systems*, volume 28, 2015.
- [40] Diederik P Kingma, Tim Salimans, Ben Poole, and Jonathan Ho. On density estimation with diffusion models. In A. Beygelzimer, Y. Dauphin, P. Liang, and J. Wortman Vaughan, editors, *Advances in Neural Information Processing Systems*, 2021.
- [41] Kushagra Pandey, Avideep Mukherjee, Piyush Rai, and Abhishek Kumar. DiffuseVAE: Efficient, controllable and high-fidelity generation from low-dimensional latents. *Transactions on Machine Learning Research*, 2022. ISSN 2835-8856.
- [42] Arash Vahdat, Karsten Kreis, and Jan Kautz. Score-based generative modeling in latent space. In A. Beygelzimer, Y. Dauphin, P. Liang, and J. Wortman Vaughan, editors, *Advances in Neural Information Processing Systems*, 2021.
- [43] Casper Kaae Sønderby, Tapani Raiko, Lars Maaløe, Søren Kaae Sønderby, and Ole Winther. Ladder variational autoencoders. In D. Lee, M. Sugiyama, U. Luxburg, I. Guyon, and R. Garnett, editors, *Advances in Neural Information Processing Systems*, volume 29, 2016.
- [44] Michela Paganini, Luke de Oliveira, and Benjamin Nachman. CaloGAN : Simulating 3D High Energy Particle Showers in Multilayer Electromagnetic Calorimeters with Generative Adversarial Networks. *Phys. Rev. D*, 97(1):014021, 2018. doi: 10.1103/PhysRevD.97.014021.
- [45] ATLAS Collaboration. Deep Generative Models for Fast Photon Shower Simulation in ATLAS. 10 2022.
- [46] Simon Badger et al. Machine Learning and LHC Event Generation. *SciPost Phys.*, 14:079, 2023. doi: 10.21468/SciPostPhys.14.4.079.
- [47] J. Alwall, R. Frederix, S. Frixione, V. Hirschi, F. Maltoni, O. Mattelaer, H. S. Shao, T. Stelzer, P. Torrielli, and M. Zaro. The Automated Computation of Tree-level and Next-to-leading Order Differential Cross Sections, and Their Matching to Parton Shower Simulations. *JHEP*, 07:079, 2014. doi: 10.1007/JHEP07(2014)079.
- [48] Torbjörn Sjöstrand, Stefan Ask, Jesper R. Christiansen, Richard Corke, Nishita Desai, Philip Ilten, Stephen Mrenna, Stefan Prestel, Christine O. Rasmussen, and Peter Z. Skands. An introduction to PYTHIA 8.2. *Comput. Phys. Commun.*, 191:159–177, 2015. doi: 10.1016/j.cpc.2015.01.024.
- [49] J. de Favereau, C. Delaere, P. Demin, A. Giammanco, V. Lemaître, A. Mertens, and M. Selvaggi. DELPHES 3, A Modular Framework for Fast Simulation of a Generic Collider Experiment. *JHEP*, 02:057, 2014. doi: 10.1007/JHEP02(2014)057.
- [50] Marco Bellagente, Anja Butter, Gregor Kasieczka, Tilman Plehn, Armand Rousselot, Ramon Winterhalder, Lynton Ardizzone, and Ullrich Köthe. Invertible networks or partons to detector and back again. *SciPost Phys.*, 9:074, 2020. doi: 10.21468/SciPostPhys.9.5.074.
- [51] Lynton Ardizzone, Till Bungert, Felix Draxler, Ullrich Köthe, Jakob Kruse, Robert Schmier, and Peter Sorrenson. Framework for Easily Invertible Architectures (FrEIA), 2018-2022.
- [52] Alexander Shmakov, Michael James Fenton, Ta-Wei Ho, Shih-Chieh Hsu, Daniel Whiteson, and Pierre Baldi. SPANet: Generalized Permutationless Set Assignment for Particle Physics using Symmetry Preserving Attention. *SciPost Phys.*, 12:178, 2022. doi: 10.21468/SciPostPhys.12.5.178.

- [53] Zhuang Liu, Hanzi Mao, Chao-Yuan Wu, Christoph Feichtenhofer, Trevor Darrell, and Saining Xie. A convnet for the 2020s. *CoRR*, abs/2201.03545, 2022.
- [54] J. de Favereau, C. Delaere, P. Demin, A. Giammanco, V. Lemaître, A. Mertens, and M. Selvaggi. DELPHES 3, A modular framework for fast simulation of a generic collider experiment. *JHEP*, 02:057, 2014. doi: 10.1007/JHEP02(2014)057.
- [55] Matteo Cacciari, Gavin P. Salam, and Gregory Soyez. The Anti- $k_t$  Jet Clustering Algorithm. *JHEP*, 04:063, 2008. doi: 10.1088/1126-6708/2008/04/063.
- [56] Luping Liu, Yi Ren, Zhijie Lin, and Zhou Zhao. Pseudo numerical methods for diffusion models on manifolds. In *International Conference on Learning Representations*, 2022.
- [57] Ashish Vaswani, Noam Shazeer, Niki Parmar, Jakob Uszkoreit, Llion Jones, Aidan N Gomez, Łukasz Kaiser, and Illia Polosukhin. Attention is all you need. In *Advances in Neural Information Processing Systems*, volume 30, 2017.
- [58] Dan Hendrycks and Kevin Gimpel. Bridging nonlinearities and stochastic regularizers with gaussian error linear units. *CoRR*, abs/1606.08415, 2016.
- [59] Jimmy Lei Ba, Jamie Ryan Kiros, and Geoffrey E. Hinton. Layer normalization, 2016.
- [60] Emilio Parisotto, H. Francis Song, Jack W. Rae, Razvan Pascanu, Çağlar Gülçehre, Siddhant M. Jayakumar, Max Jaderberg, Raphael Lopez Kaufman, Aidan Clark, Seb Noury, Matthew M. Botvinick, Nicolas Heess, and Raia Hadsell. Stabilizing transformers for reinforcement learning. *CoRR*, abs/1910.06764, 2019.
- [61] Michael James Fenton, Alexander Shmakov, Ta-Wei Ho, Shih-Chieh Hsu, Daniel Whiteson, and Pierre Baldi. Permutationless Many-jet Event Reconstruction with Symmetry Preserving Attention Networks. *Phys. Rev. D*, 105(11):112008, 2022. doi: 10.1103/PhysRevD.105.112008.

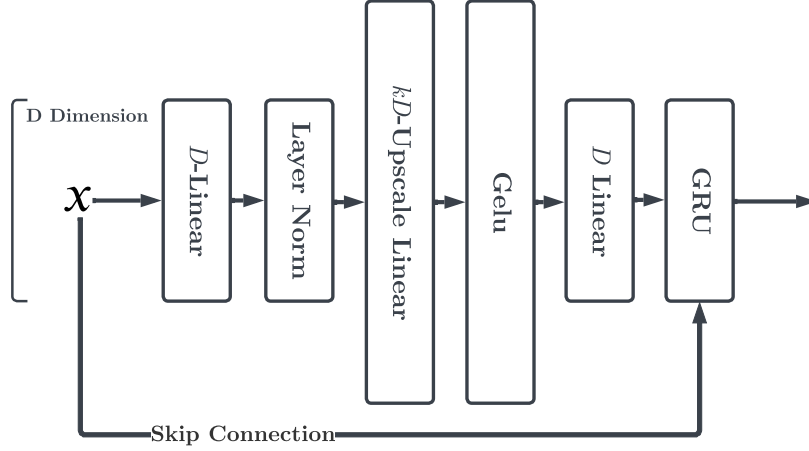


Figure 5: Block diagram from the gated inverse-bottleneck feed forward block used for the networks.

## A Network Architecture

### A.1 Feed-Forward Block

A custom feed-forward block, derived from the successful ConvNeXt [53] and transformer models [57], is the foundation of the networks in this study. This block features an inverted bottleneck formed by three linear layers, a GELU activation [58], layer normalization [59] for regularization, and a gated residual connection inspired by GTRXL [60]. The block uses a GRU recurrent layer instead of a traditional skip connection, where the regular output is the input to the GRU and the skip-connection value is the hidden input. A complete block diagram of the feed-forward block is presented in Figure 5.

### A.2 Detector Encoder

The detector encoder network, as defined in SPANet [61, 52], processes variable-length sets of detector observations into a fixed-size  $D$ -dimensional vector. It uses the gated transformer architecture from SPANet version 2, with  $N_S$  transformer encoder blocks. Instead of utilizing the tensor attention layers, an event-level representation of the detector observations is extracted from the central transformer encoder.

### A.3 Parton Encoder

The encoder starts with an embedding layer, transforming the fixed-size 55 dimensional parton representation into a  $D$ -dimensional vector via a linear layer. The encoder’s body comprises  $N_E$  feed-forward blocks arranged in series. The input can be the embedded  $D$ -dimensional parton vector, or its concatenation with the  $D$ -dimensional encoded detector data. Two independent networks, each accepting identical input and sharing the same block structure, predict the mean,  $\mu_\theta(x; z_y)$ , and the log standard deviation,  $\log \sigma_\theta(x; z_y)$ , respectively. Normalizing and then scaling the mean also helped prevent the encoder from learning very small-valued components:  $\frac{\sqrt{D}}{\|\mu_\theta(x; z_y)\|} \mu_\theta(x; z_y)$

### A.4 Parton Decoder

The decoder retains the encoder’s linear block structure. As a deterministic decoder, it comprises a single stack of  $N_D$  feed-forward blocks and a concluding linear layer mapping  $D$  dimensions back to 55. Conditional decoders also append the  $D$ -dimensional detector vector to the input before processing.

### A.5 Denoising Network

The denoising network, employing the same linear block structure, consists of  $N_\epsilon$  feed-forward blocks. It maps the  $D$ -dimensional latent sample  $z_t$  to the approximate noise that produced it,  $\epsilon_\theta(z_t, t, z_y)$ . The time,  $t \in [0, 1]$ , is encoded with a 32-dimensional sinusoidal position encoding as detailed in [57]. The latent vector, position encoding, and conditioning are concatenated and fed through the feed-forward network to produce the noise estimate.

## B Hyperparameters

We present a full table of hyperparameters used throughout the experiments. All models use the same set of parameters, ignoring any that do not apply to particle methods. Parameters were not tuned using rigorous search. The detector transformer parameters were extract from experiments presented in SPANet [52], and the other networks where tuned to contain a similar number of parameters as the detector encoder.

Parameter	Value
Latent Dimensionality ( $D$ )	96
Attention Heads	4
Inverse Bottleneck Expansion ( $k$ )	2
Detector Transformer Encoder Layers ( $N_S$ )	8
Parton Encoder Blocks ( $N_E$ )	6
Parton Decoder Blocks ( $N_D$ )	6
Denoising Network Blocks ( $N_\epsilon$ )	10
Primary Learning Rate	$5 \cdot 10^{-4}$
Fine-tuning Learning Rate	$1 \cdot 10^{-4}$
$L_2$ Gradient Clipping Limit	1.0
Consistency Loss Scale ( $\lambda_C$ )	0.1
Batch Size (Per GPU)	4096

Table 2: Table of complete hyperparameters used for training all generative models

## C Distance Metrics

As the parton global distributions do not have a known family of distributions to describe their components, model-free measures of distribution distance must be used to evaluate the models. Three different families of distance measures are used. These non-parametric distances are only defined for 1-dimensional distributions. As there is no commonly accepted way of measuring distance for  $N$ -dimensional distributions, the 1-dimensional distances are simply summed across the components. Although not ideal, it is enough to compare different models and rank them based on performance.

### C.1 Wasserstein Distance

The Wasserstein distance, often referred to as the earth-mover distance, quantifies the amount of work it takes to reshape one distribution into another. This concept originated from the field of optimal transport and has found wide applications in many areas, including machine learning. An equivalent definition defines this distance as the minimum cost to move and transform the mass of one distribution to match another distribution. For a pair of 1-dimensional distribution samples, denoted  $u$  and  $v$ , the Wasserstein distance can be computed in a bin-independent manner. This is achieved by computing the integral of the absolute difference between their empirical cumulative distribution functions (CDFs),  $U(x)$  and  $V(x)$ .

$$D_{\text{Wasserstein}}(u, v) = \int_{-\infty}^{\infty} |U(x) - V(x)| dx$$

### C.2 Energy Distance

Energy distance is another statistical measure used to quantify the difference between two probability distributions based on emperirical CDFs. It compares the expected distance between random variables



drawn from the same distribution (intra-distribution) with the expected distance between random variables drawn from different distributions (inter-distribution). The Energy distance may be defined as the squared variant of the Wasserstein distance.

$$D_{\text{Energy}}(u, v) = \sqrt{2 \int_{-\infty}^{\infty} (U(x) - V(x))^2 dx}$$

### C.3 Kolmogorov-Smirnov Test

The two-sample Kolmogorov-Smirnov (K-S) test is a non-parametric statistical hypothesis test used to compare the underlying probability distributions of two independent samples. It is particularly useful in machine learning applications where the goal is to assess whether two datasets come from the same distribution or if they differ significantly, without making any assumptions about the underlying distribution shape. It is also based on empirical CDFs.

### C.4 KL-Divergence

An alternative approach to empirical CDF approaches is to bin the data into histograms and compute discrete distribution distances from these histograms. The common Kullback–Leibler distance is used with three different bin sizes. After finding the histograms with  $N$  bins for  $1 \leq i \leq N$ ,  $P_N(i)$  and  $Q_N(i)$ , the discrete KL divergence is computed as

$$D_{KL,N} = \sum_{i=1}^N P_N(i) \log \left( \frac{P_N(i)}{Q_N(i)} \right)$$

## D Particle Distance Tables

Tables 3 to 6 present the distance metrics for each parton and model. The general trends in Table 1 remain generally consistent across partons. The neutrino reconstruction can prove difficult for Latent diffusion models, likely due to its very peaked components.

## E Component Distance Tables

Tables 7 to 10 present the distance metrics for each component and model. The mass component seems to vary the most for for many of the distance functions, indicating that many models struggle reconstructing the peaked mass distributions. However, the overall results remain consistent with Table 1. We again see the clear benefit of both latent diffusion and end-to-end training.

## F Global Distribution Plots

Figures 6 through 16 present a collection of global distributions for the three primary classes of generative models for every particle and component. The proposed method (VLD) closely matches the truth distributions across all components, including the mass which is slightly smoothed but peaks in the correct location. Baseline models struggle with capturing the peaks and shapes of the distributions.

## G Posterior Distribution Plots

Figures 17 and 18 present a collection of posterior distributions for four testing events, along with several models and the brute-force empirical approach.

	VLD	UC-VLD	C-VLD	LDM	VDM	CVAE	CINN
Leptonic $b$	11.96	5.23	9.08	16.74	212.29	33.85	143.49
Leptonic $\nu_e / \nu_\mu$	10.33	7.40	36.69	29.63	117.37	36.95	149.22
Leptonic $e / \mu$	2.95	2.76	3.07	11.13	155.87	8.72	96.89
Hadronic $b$	9.52	4.72	11.38	15.66	226.58	39.02	132.69
Hadronic $q_1$	8.88	7.19	24.26	35.33	187.24	58.33	180.42
Hadronic $q_2$	8.56	5.93	53.15	43.56	99.16	46.42	123.12
Leptonic $W$	8.18	8.19	43.63	37.87	213.51	32.96	260.12
Hadronic $W$	7.55	6.94	39.97	50.28	215.10	53.85	308.33
Leptonic $t$	9.57	9.12	46.56	43.27	323.00	46.51	408.39
Hadronic $t$	15.12	6.57	36.25	48.82	343.31	59.08	444.66
$t\bar{t}$ System	16.15	9.52	85.58	70.04	384.93	68.85	761.74

Table 3: **Particle Distance:** Wasserstein Distances

	VLD	UC-VLD	C-VLD	LDM	VDM	CVAE	CINN
Leptonic $b$	0.93	0.59	0.62	1.01	17.04	2.53	10.33
Leptonic $\nu_e / \nu_\mu$	0.79	0.73	2.31	1.76	11.02	2.72	12.15
Leptonic $e / \mu$	0.24	0.29	0.26	0.70	13.99	0.59	7.56
Hadronic $b$	0.61	0.43	0.94	1.00	17.83	2.75	9.06
Hadronic $q_1$	0.90	0.77	2.71	2.75	16.30	4.82	14.73
Hadronic $q_2$	0.79	0.57	3.90	2.93	10.00	4.09	9.85
Leptonic $W$	0.54	0.66	2.94	2.37	16.48	2.09	17.58
Hadronic $W$	0.49	0.45	2.70	2.99	16.18	3.38	20.81
Leptonic $t$	0.64	0.64	2.61	2.42	21.72	2.52	23.27
Hadronic $t$	0.86	0.44	2.03	2.43	22.16	3.32	24.81
$t\bar{t}$ System	0.80	0.78	4.36	3.72	18.63	3.47	34.98

Table 4: **Particle Distance:** Energy Distances

	VLD	UC-VLD	C-VLD	LDM	VDM	CVAE	CINN
Leptonic $b$	0.85	0.07	0.06	0.59	1.91	1.01	1.30
Leptonic $\nu_e / \nu_\mu$	0.97	1.06	0.73	0.88	1.76	0.77	1.71
Leptonic $e / \mu$	0.48	0.33	0.52	0.35	1.47	0.43	1.02
Hadronic $b$	0.05	0.05	0.10	1.06	1.95	0.90	1.30
Hadronic $q_1$	0.40	0.40	0.60	0.63	1.63	0.81	1.50
Hadronic $q_2$	0.90	1.00	0.83	0.76	1.64	0.95	1.59
Leptonic $W$	0.10	0.11	0.46	0.37	1.39	0.30	1.27
Hadronic $W$	0.07	0.09	0.42	0.42	1.36	0.32	1.46
Leptonic $t$	0.09	0.10	0.35	0.32	1.61	0.30	1.43
Hadronic $t$	0.10	0.09	0.32	0.28	1.60	0.37	1.48
$t\bar{t}$ System	0.06	0.09	0.26	0.24	0.82	0.21	1.68

Table 5: **Particle Distance:** Kolmogorov-Smirnov Test Statistics

	VLD	UC-VLD	C-VLD	LDM	VDM	CVAE	CINN
Leptonic $b$	1.50	0.01	0.01	0.49	5.91	0.27	1.44
Leptonic $\nu_e / \nu_\mu$	0.14	3.45	0.87	1.43	0.76	0.88	2.48
Leptonic $e / \mu$	0.14	1.35	0.44	0.93	3.66	1.04	3.43
Hadronic $b$	0.00	0.01	0.01	3.57	5.99	0.29	1.09
Hadronic $q_1$	0.34	2.07	0.46	1.19	3.80	1.72	6.15
Hadronic $q_2$	1.54	0.08	0.67	0.96	2.31	0.98	2.67
Leptonic $W$	0.02	0.03	2.94	2.59	2.39	0.69	2.13
Hadronic $W$	0.01	0.02	2.43	2.54	2.11	1.25	2.53
Leptonic $t$	0.02	0.03	1.22	1.47	2.50	0.98	2.24
Hadronic $t$	0.03	0.04	0.99	1.14	2.39	1.05	2.45
$t\bar{t}$ System	0.01	0.01	0.06	0.04	0.48	0.04	3.59

Table 6: **Particle Distance:** KL Divergence with 128 bins.

	VLD	UC-VLD	C-VLD	LDM	VDM	CVAE	CINN
mass	2.06	2.61	17.76	19.12	87.24	20.91	113.29
pt	7.18	7.65	39.39	33.44	429.70	74.56	257.20
eta	0.37	0.26	0.47	0.40	0.44	0.51	4.35
phi	0.22	0.19	0.20	0.38	0.17	0.30	1.29
energy	27.33	16.26	140.80	152.24	772.94	155.16	1098.99
px	13.89	10.48	25.86	25.37	272.43	50.46	166.93
py	8.90	7.95	26.48	22.95	270.28	47.97	168.37
pz	48.80	28.16	138.66	148.42	645.15	134.69	1198.66

Table 7: **Component Distance:** Wasserstein Distances

	VLD	UC-VLD	C-VLD	LDM	VDM	CVAE	CINN
mass	0.51	0.76	3.77	3.50	15.30	3.00	9.70
pt	0.77	1.04	4.27	3.42	44.65	7.71	25.36
eta	0.26	0.17	0.28	0.25	0.25	0.33	2.76
phi	0.15	0.13	0.14	0.25	0.11	0.21	0.86
energy	1.40	0.96	7.50	7.36	53.11	8.32	70.01
px	1.25	1.05	2.23	2.20	20.68	4.13	12.49
py	0.87	0.81	2.23	1.88	20.54	3.90	13.15
pz	2.38	1.43	4.97	5.23	26.71	4.70	50.79

Table 8: **Component Distance:** Energy Distances

	VLD	UC-VLD	C-VLD	LDM	VDM	CVAE	CINN
mass	3.39	2.78	3.20	4.54	7.55	4.21	4.66
pt	0.08	0.14	0.36	0.31	3.30	0.67	1.92
eta	0.14	0.09	0.13	0.12	0.11	0.18	1.34
phi	0.07	0.06	0.07	0.12	0.05	0.10	0.39
energy	0.07	0.08	0.36	0.30	2.94	0.45	3.81
px	0.10	0.10	0.18	0.18	1.16	0.31	0.78
py	0.08	0.08	0.17	0.16	1.14	0.29	0.92
pz	0.15	0.09	0.18	0.17	0.88	0.17	1.91

Table 9: **Component Distance:** Kolmogorov-Smirnov Test Statistics

	VLD	UC-VLD	C-VLD	LDM	VDM	CVAE	CINN
mass	3.69	7.04	9.78	15.80	22.78	8.53	12.34
pt	0.01	0.02	0.07	0.07	3.08	0.22	1.66
eta	0.01	0.01	0.03	0.04	0.04	0.03	1.87
phi	0.00	0.00	0.00	0.01	0.00	0.01	0.07
energy	0.01	0.01	0.08	0.24	2.99	0.15	6.53
px	0.01	0.01	0.03	0.03	1.28	0.10	0.92
py	0.00	0.01	0.04	0.03	1.27	0.09	0.92
pz	0.01	0.00	0.05	0.13	0.86	0.05	5.89

Table 10: **Component Distance: KL Divergence with 128 bins.**

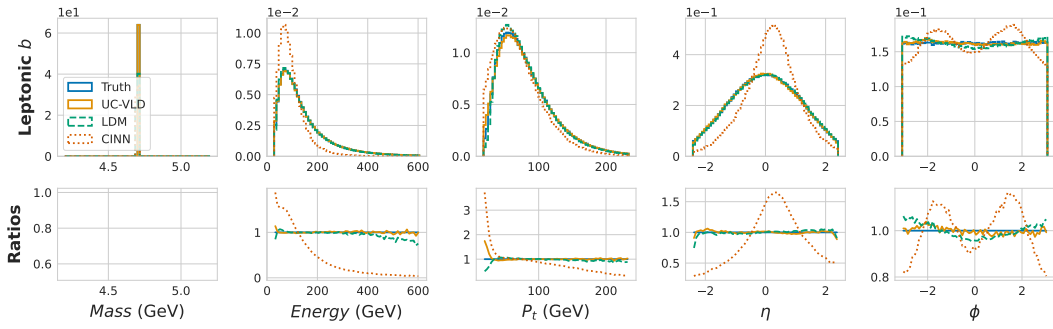


Figure 6: **Global Distribution: Leptonic  $b$  Quark**

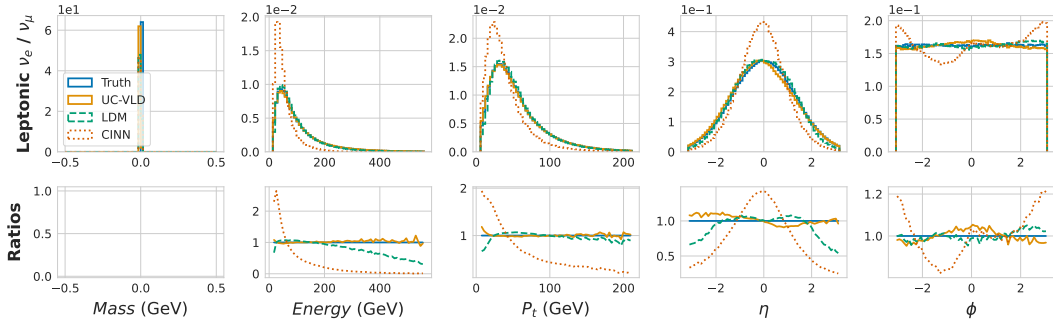


Figure 7: **Global Distribution: Leptonic Neutrino  $\nu_e / \nu_\mu$**

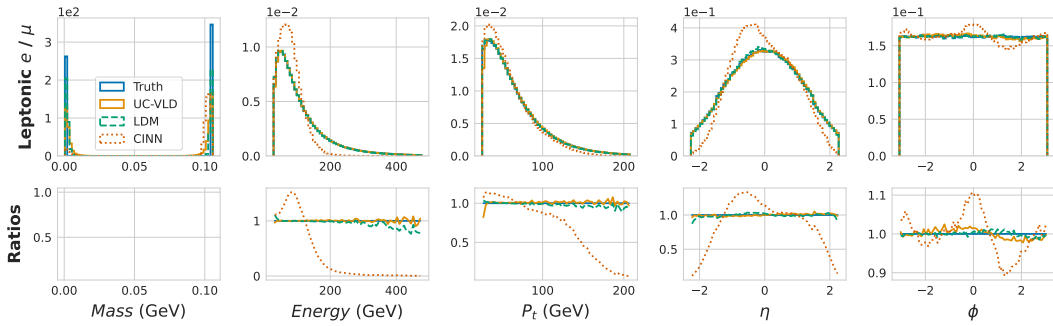


Figure 8: **Global Distribution: Leptonic Lepton  $e / \mu$**

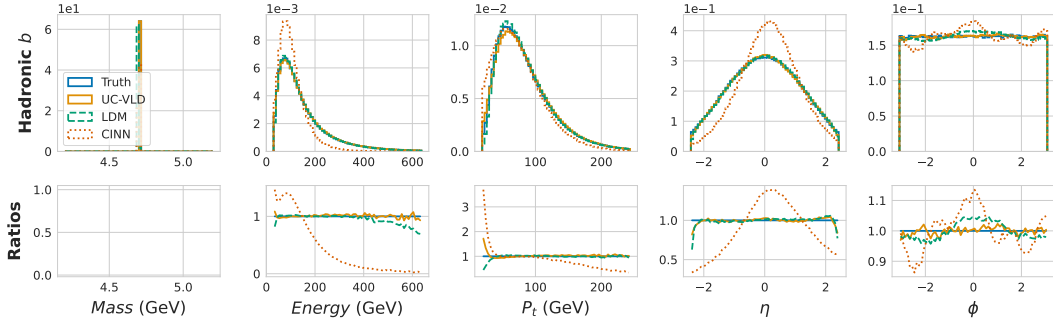


Figure 9: Global Distribution: Hadronic  $b$  Quark

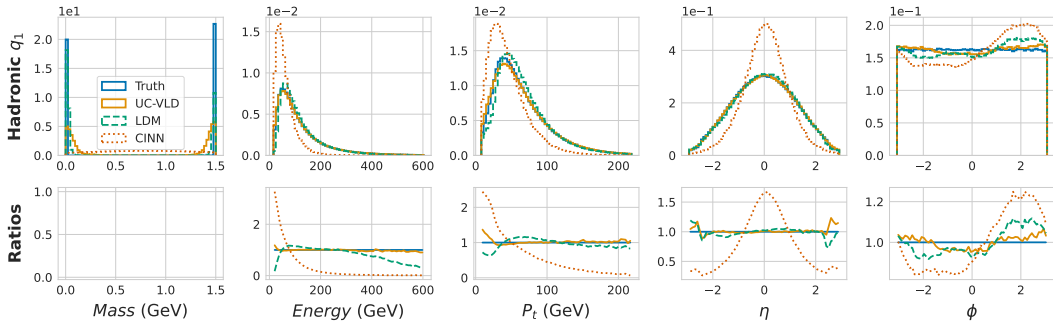


Figure 10: Global Distribution: Hadronic Light Quark

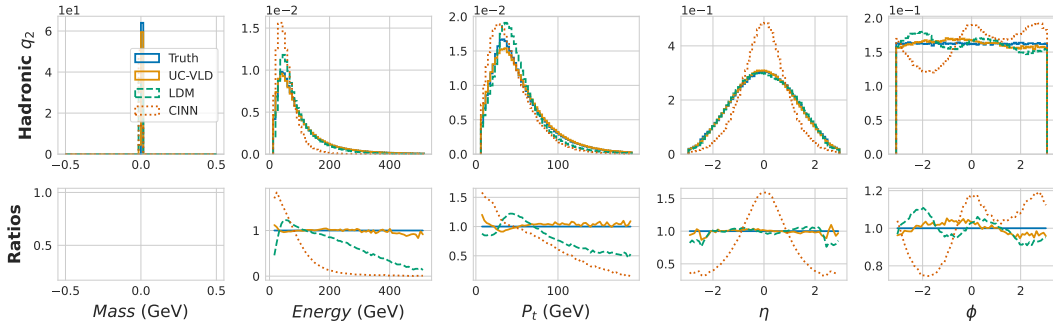


Figure 11: Global Distribution: Hadronic Light Quark

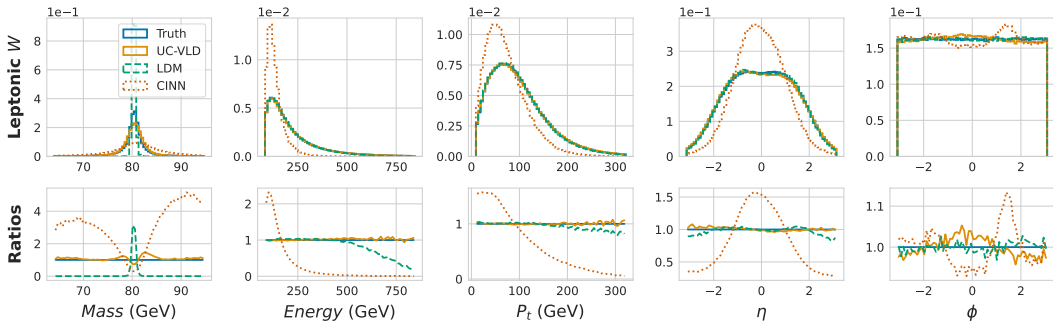


Figure 12: Global Distribution: Leptonic  $W$  Boson

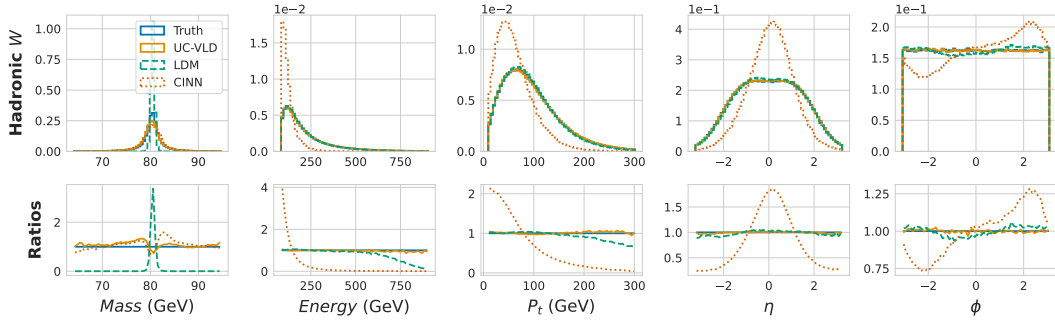


Figure 13: Global Distribution: Hadronic  $W$  Boson

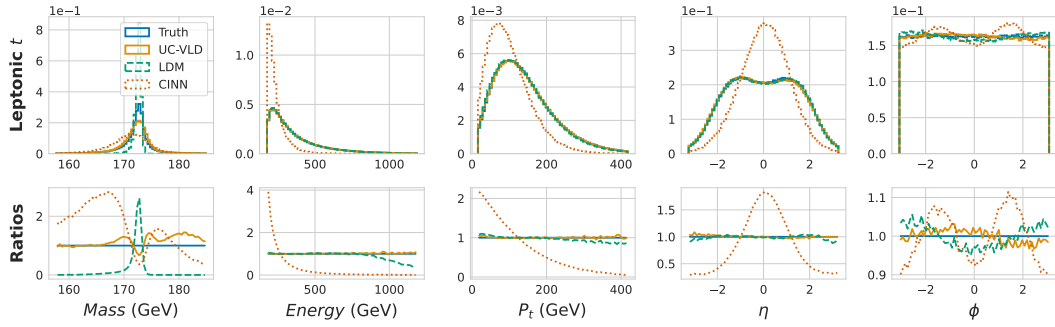


Figure 14: Global Distribution: Leptonic Top Quark

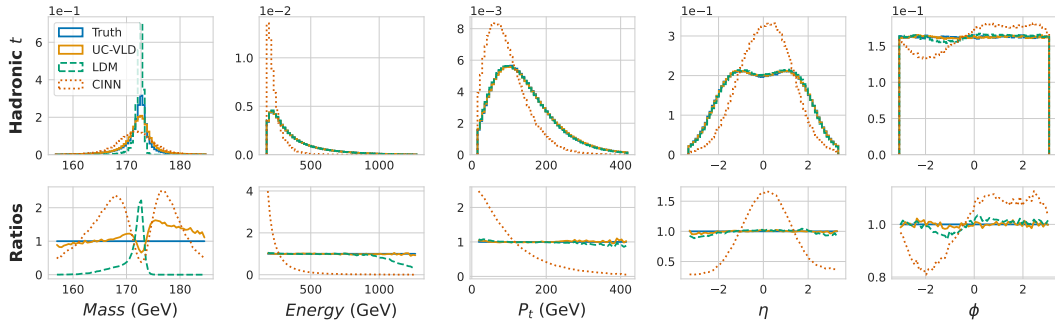


Figure 15: Global Distribution: Hadronic Top Quark

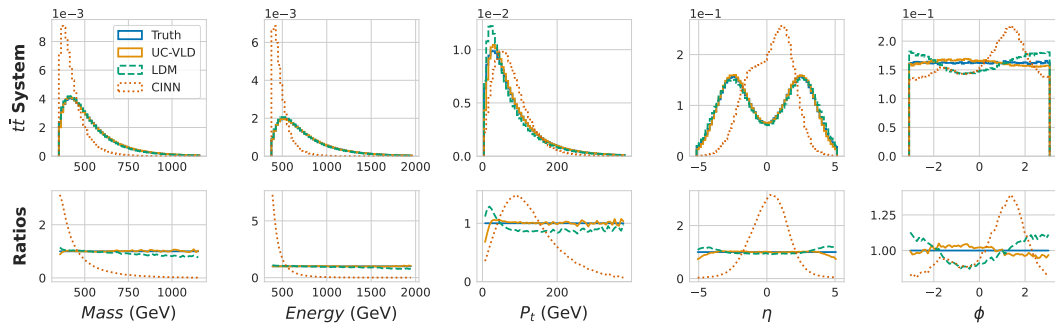


Figure 16: Global Distribution: Complete  $t\bar{t}$  System

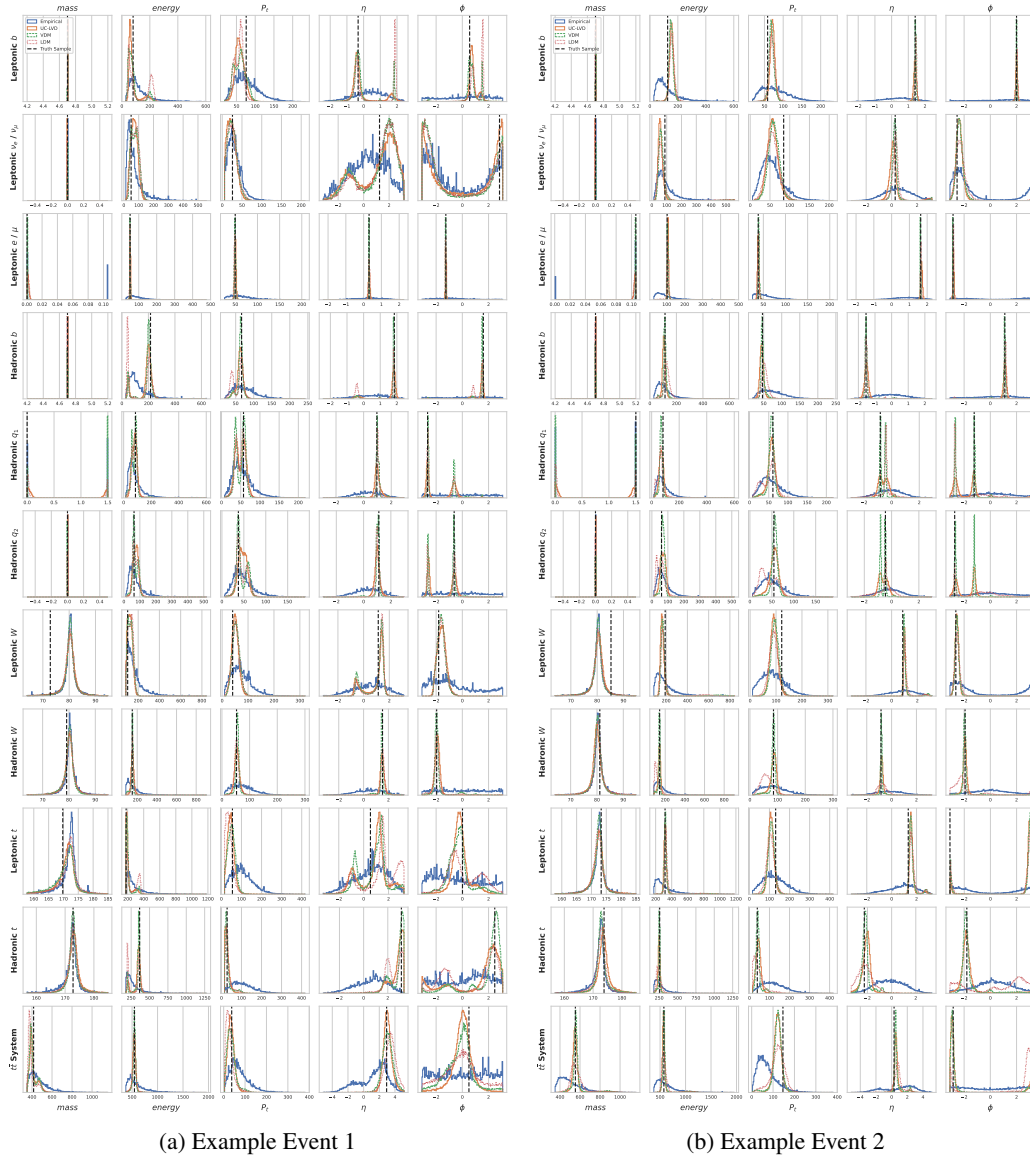



Figure 17: Posterior distributions for example events. Included is an empirical posterior distribution calculated from the training dataset.



(a) Example Event 3

(b) Example Event 4

Figure 18: Posterior distributions for example events. Included is an empirical posterior distribution calculated from the training dataset.