

Community Notes vs. Snoping: How the Crowd Selects Fact-Checking Targets on Social Media

Moritz Pilarski,¹ Kirill Solovev,¹ Nicolas Pröllochs¹

¹JLU Giessen, Germany

moritz.pilarski@wi.jlug.de, kirill.solovev@wi.jlug.de, nicolas.proellochs@wi.jlug.de

Abstract

Deploying links to professional fact-checking websites (so-called “snoping”) is a common misinformation intervention technique that can be used by social media users to refute misleading claims made by others. However, the real-world effect of snoping may be limited as it suffers from low visibility and distrust towards professional fact-checkers. As a remedy, Twitter recently launched its community-based fact-checking system “Community Notes” on which fact-checks are carried out by actual Twitter users and directly shown on the fact-checked tweets. Yet, an understanding of how fact-checking via Community Notes differs from regular snoping is largely absent. In this study, we empirically analyze differences in how contributors to Community Notes and Snopers select their targets when fact-checking social media posts. For this purpose, we collect and holistically analyze two unique datasets from Twitter: (a) 25,917 community-created fact-checks from Twitter’s Community Notes platform; and (b) 52,505 “snopes” that debunk tweets via fact-checking replies linking to professional fact-checking websites. We find that Notes contributors and Snopers focus on different targets when fact-checking social media content. For instance, Notes contributors tend to fact-check posts from larger accounts with higher social influence and are relatively less likely to endorse/emphasize the accuracy of not misleading posts. Fact-checking targets of Notes contributors and Snopers rarely overlap; however, those overlapping exhibit a high level of agreement in the fact-checking assessment. Moreover, we demonstrate that Snopers fact-check social media posts at a higher speed. Altogether, our findings imply that different fact-checking approaches – carried out on the same social media platform – can result in vastly different social media posts getting fact-checked. This has important implications for future research on misinformation, which should not rely on a single fact-checking approach when compiling misinformation datasets. From a practical perspective, our findings imply that different fact-checking approaches complement each other and may help social media providers to optimize strategies to combat misinformation on their platforms.

Introduction

Social media has shifted the quality control for content from trained journalists towards regular users (Kim and Dennis 2019). The inevitable lack of oversight makes social media

vulnerable to misinformation (Shao et al. 2016). If misinformation becomes viral, it can have detrimental consequences on how opinions are formed and on the offline world (Allcott and Gentzkow 2017; Bakshy, Messing, and Adamic 2015; Oh, Agrawal, and Rao 2013; Bär, Pröllochs, and Feuerriegel 2023). In order to identify and eventually curb the spread of misinformation, third-party fact-checking organizations (e.g., snopes.com, politifact.com) regularly fact-check social media rumors (Vosoughi, Roy, and Aral 2018). These fact-checking assessments are supposed to help users to identify misleading content (Shao et al. 2016). Yet, a major challenge is that fact-checks from third-party fact-checking organizations suffer from low visibility as their websites are rarely visited (Robertson, Mourão, and Thorson 2020; Opgenhaffen 2022). Users are oftentimes not aware of these fact-checks when consuming potentially misleading content on social media. Hence, the real-world effect of third-party fact-checks in curbing the spreading of misinformation on social media is limited (Opgenhaffen 2022).

A popular intervention to raise the visibility of third-party fact-checks on social media is conversational fact-checking – also known as “snoping” (Hannak et al. 2014). Here, users independently refute misleading claims in posts by replying with a link to a third-party fact-check debunking the rumor (see example in Fig. 1a). This approach builds on the premise that linking to a fact-check directly in the place where the misinformation is circulating can make the fact-check more visible to users who would otherwise not actively seek out for fact-checks (Opgenhaffen 2022). While snoping has the potential to make users more aware of third-party fact-checks, its effectiveness may still be limited for multiple reasons: (i) fact-checks in replies to posts may easily be overlooked and are oftentimes simply ignored by users (Hannak et al. 2014); (ii) Snopers have been observed to focus on specific targets (e.g., members of outgroups) and snoping may be a performative rather than deliberative act (e.g., to gain social status) (Hannak et al. 2014). (iii) A large proportion of social media users distrust professional fact-checkers (Pew Research Center 2019). Hence, even when users become aware of a snoped post, the impact of the fact-check may be limited due to a lack of trust.

As a remedy, Twitter recently launched its community-based fact-checking system “Community Notes,” formerly known as “Birdwatch” (Twitter 2021; Pröllochs 2022). This

Figure 1: (a) Example of a “snoped” post on Twitter with a reply tweet linking to a fact-check from a third-party fact-checking organization. (b) Example of a Community Note on Twitter.



Twitter feature allows users to identify tweets they believe are misleading or not misleading and write (textual) notes that provide context to the tweet. Users can add Community Notes to *any* tweet they come across on Twitter. Compared to conversational fact-checks, Community Notes promise increased visibility as they can appear directly on the fact-checked tweets (see example in Fig. 1b). Furthermore, Community Notes are carried out anonymously and may address the trust problem with professional fact-checkers. Recent research yielded promising results – suggesting that Community Notes can achieve high accuracy in fact-checking social media posts (Wojcik et al. 2022). However, an understanding of how fact-checking on a dedicated community fact-checking system (such as Community Notes) differs from conversational fact-checking (i. e., snoping) is absent. In particular, little is known regarding how (and how fast) Notes contributors and Snopers select their fact-checking targets and the extent to which both features complement each other.

Research goal: In this work, we empirically analyze how contributors to Community Notes and Snopers select their fact-checking targets on social media. Specifically, we address the following research questions:

- (RQ1) *How do the fact-checking targets of Notes contributors and Snopers differ in terms of author, content, and engagement characteristics?*
- (RQ2) *Do Community Notes reach social media users faster than conversational fact-checks?*
- (RQ3) *What is the overlap and agreement in the assessments of Notes contributors and Snopers?*

Data & methodology: To address our research questions, we collected two unique datasets from Twitter: (a) 25,917 community-created fact-checks from Twitter’s Community Notes platform; and (b) 52,505 snopes that debunk tweets using fact-checking replies linking to professional fact-checking websites. We extract a wide variety of author characteristics (e. g., followers), content characteristics (e. g., topics), and engagement characteristics (e. g., virality)

from the fact-checked tweets. This allows us to holistically analyze how Snopers and Notes contributors select their targets for fact-checking. Furthermore, we implement regression analysis to study differences in the fact-checking speed and evaluate the extent to which the fact-checking assessments of Snopers and Notes contributors agree.

Contributions: We find that Notes contributors and Snopers focus on different targets when fact-checking social media content. For instance, Notes contributors tend to fact-check posts from larger accounts with higher social influence and are relatively less likely to endorse/emphasize the accuracy of not misleading posts. Fact-checking targets of Snopers and Notes contributors rarely overlap; however, those overlapping exhibit a high level of agreement in the fact-checking assessment. Moreover, we demonstrate that Snopers fact-check social media posts at a higher speed. In sum, our findings imply that different fact-checking approaches – carried out on the same social media platform – can result in vastly different social media posts getting fact-checked. This has important implications for future research on misinformation, which should not rely on a single fact-checking approach when compiling misinformation datasets. From a practical perspective, our findings imply that different fact-checking approaches complement each other and may help social media providers to optimize strategies to combat misinformation on their platforms.

Background

Misinformation on Social Media

Compared to most traditional mass media outlets, social media platforms have lower standards for content moderation. As user-generated content can often be disseminated among users without undergoing any significant third-party filtering, fact-checking, or editorial scrutiny (Allcott and Gentzkow 2017), social media is much more vulnerable to the spread of misinformation (Shao et al. 2016). Several studies suggest that misleading information on social media tends to spread further, faster, deeper, and more widely than

not misleading information (Vosoughi, Roy, and Aral 2018; Solovev and Pröllochs 2022; Pröllochs, Bär, and Feuerriegel 2021a; Pröllochs and Feuerriegel 2023). Misinformation is considered a serious threat to democracy and society, as it can contribute to a wide range of issues including, but not limited to, increased political polarization, threats to public safety, and erosion of trust in institutions (Lazer et al. 2018). Given these potential harms, there have been increasing calls to social media providers to take action to address the spread of misinformation on their platforms (Donovan 2020).

The most widespread approach to fact-checking is to have professional fact-checkers verify claims. While this expert fact-checking approach has been shown to be effective in numerous studies (comprehensive reviews can be found in Walter et al. 2020), it still has several critical limitations. Due to the time-consuming nature of thoroughly investigating claims (often many hours or even days for a single claim; Guo, Schlichtkrull, and Vlachos 2022) and the limited number of fact-checkers available, many misleading stories never get tagged. Limited resources often force fact-checkers to prioritize content that is blatantly false or deliberately misleading over content that is more nuanced or complex (Pennycook and Rand 2019). As a result, they may overlook biased or misleading coverage of events, incomplete information, or the use of misleading statistics. Furthermore, many U.S. citizens distrust professional fact-checkers. According to a study conducted by the Pew Research Center (2019), a majority of Republican partisans (70 %) and half of all U.S. adults believe that fact-checkers are biased and that their corrections cannot be trusted. Also, professional fact-checks oftentimes have very limited reach. Besides some collaborations with social media platform providers on specific topics, fact-checking organizations mainly communicate the results of their fact-checks through their websites. According to a study (Robertson, Mourão, and Thorson 2020), in 2017, over half of all U.S. adults had never visited any fact-checking website.

Conversational Fact-Checking (“Snoping”)

A popular strategy employed by social media users to combat misleading statements is to link professional fact-checking articles from third-party fact-checking organizations (e.g., [snopes.com](#), [politifact.com](#)) in replies to the original message. This conversational approach to fact-checking – commonly referred to as “snoping” (e.g., Hannak et al. 2014; Friggeri et al. 2014) – (partially) addresses the issue of limited reach of third-party fact-checking websites by increasing the visibility of articles in the contexts of the respective fact-checked statements. Researchers have utilized data on conversational fact-checks to investigate various phenomena surrounding the spread of misinformation on social media platforms like Twitter (e.g., Hannak et al. 2014; Margolin, Hannak, and Weber 2018; Vosoughi, Roy, and Aral 2018; Mosleh et al. 2022), Facebook (e.g., Friggeri et al. 2014), or Reddit (e.g., Bond and Garrett 2023). For instance, Friggeri et al. (2014) study the effect of snoping on the propagation of rumors on Facebook. The authors find that snopes on individual reshares of rumors increase the probability of those reshares being deleted.

Only a few works have studied how users engage in snoping and their motifs. For example, Hannak et al. (2014) and Margolin, Hannak, and Weber (2018) focus on the effect that social relations between Snopers and Snopees have on the recognition of corrections on Twitter. They find that while only a small share of all snopes is made by friends (i.e., mutually following users), those are especially likely to get the Snopee’s attention. They attribute this to the circumstance that individuals feel more obligated toward their friends to respond scientifically and be more open toward facts that challenge their original positions. Hannak et al. (2014) furthermore analyze the network of follower-relations among Snopers and Snopees. They find that the network exhibits strong polarization between two large densely connected communities that roughly reflect the political camps forming along U.S. party lines. At the same time, most of the snope-relations are spanning between those communities, which suggests that snoping is commonly directed outwards as criticism of individuals that Snopers otherwise are not interested in. Hence, snoping, in many cases, should be seen as a performative rather than a deliberative act, in which Snopers are displaying their political affiliation (Hannak et al. 2014). Since a large share of people in the U.S. dislikes and distrusts users from the opposing party – a phenomenon typically subsumed under the term “affective polarization” (Iyengar et al. 2019) – many snopes may go unheard.

Community-Based Fact-Checking Systems

As snoping essentially passes on judgments made by professional fact-checkers, it faces many of the same challenges and limitations as professional fact-checking. For example, users can not snope claims that have not yet been verified by professional fact-checkers. Furthermore, snoping suffers from low visibility and distrust towards fact-checking organizations. A possible remedy to those problems is crowdsourcing the fact-checking process. This would have the advantage that an abundance of users willing to participate in content moderation would grant the effort almost unlimited resources (Allen et al. 2021; Pennycook and Rand 2019). Furthermore, trust issues with professional fact-checkers could be mitigated. Despite those promises, there are, however, reasons to also be concerned about crowd judgments. For example, unlike professional fact-checkers, the crowd typically lacks specific training and systematic practices for evaluating the veracity of stories (Graves 2017).

In recent years, a growing body of research (Micallef et al. 2020; Bhuiyan et al. 2020; Pennycook and Rand 2019; Epstein, Pennycook, and Rand 2020; Allen et al. 2020, 2021; Godel et al. 2021; Drolsbach and Pröllochs 2023a,b; Pröllochs 2022) has focused on community-based fact-checking systems that leverage the “wisdom of crowds” (Surowiecki 2005). These systems rely on the principle that while individual users’ fact-checks may be prone to bias or inaccuracies, high levels of accuracy can be attained through the collective judgments of politically diverse groups (a summary of related literature can be found in Martel et al. 2023). For example, Allen et al. (2021) compare the correlation between the average ratings of differently sized crowds of laypeople and three professional fact-checkers to

the correlation between the individual fact-checkers’ ratings. Whereas the laypeople were merely presented the headline and lede of articles, the fact-checkers were thoroughly researching them. As they keep increasing the crowd size, they stop finding a significant difference between the correlations of ratings at a crowd size of about eight people (similar results in Bhuiyan et al. 2020; Resnick et al. 2021).

Informed by those promising research findings, Twitter recently introduced its community-based fact-checking system “Community Notes” (formerly known as “Birdwatch”). This new feature provides users with the ability to fact-check any tweet they come across by creating so-called Community Notes. Community Notes consist of a categorization of whether a tweet might or might not be misleading and an open text field (max. 280 characters) that allows contributors to explain their decision and include links to relevant sources. After a note is created, other users can rate its helpfulness, and if the note reaches a certain level of helpfulness, it is displayed prominently beneath the original tweet (see Fig. 1b). Until recently, the Community Notes features was in pilot phase and only available to registered participants in the U.S. The pilot phase started on January 25, 2021, and ended on October 6, 2022. As of December 11, 2022, registration for Community Notes is open to users worldwide, and helpful notes are visible to everyone on Twitter.

Given the recency of the platform, research on Community Notes is scant. Early works suggest that politically motivated reasoning might pose challenges in community-based fact-checking (Allen, Martel, and Rand 2022; Pröllochs 2022). For instance, Allen, Martel, and Rand (2022) have found that Note contributors tend to focus their fact-checking efforts on content posted by individuals with whom they hold opposing political views. Notwithstanding, community-created fact-checks on Community Notes have been found to be perceived as informative and helpful by the vast majority of social media users (Pröllochs 2022). Furthermore, recent research indicates that community fact-checked misleading posts are less viral than not misleading posts (Drolsbach and Pröllochs 2023a) and that displaying notes can effectively reduce the spread of misleading posts (Wojcik et al. 2022). In a recent user study conducted directly on Twitter (Wojcik et al. 2022), users were randomly assigned to view either Tweet annotations or no annotations. The results showed that those who were exposed to annotations on tweets were 25 %-34 % less likely to like or retweet them compared to the control group.

Data Sources

Dataset I: Community Notes

Fact-Checks: Community Notes is a community-based fact-checking system that allows registered users to fact-check statements made on Twitter. Users can fact-check *any* tweet they come across on Twitter – directly when browsing the platform. We obtained the data on Community Notes from the complete database dumps that are published by Twitter on a weekly basis.¹ From this dataset, we used

¹<https://twitter.com/i/birdwatch/download-data>

the the notes’ publication dates, veracity judgments (i.e., whether the tweet is categorized as misleading or not misleading), as well as the free-text explanations (max. 280 characters) that are used by contributors to explain their judgments. In our study, we consider all fact-checks that were created during Community Note’s pilot phase in the U. S., which started on January 26, 2021 and ended on October 5, 2022.

Fact-Checked Tweets: We used Twitter’s tweet lookup API endpoint to collect all fact-checked tweets, i.e., tweets that have received a Community Note. Furthermore, we collect various information about the authors of the fact-checked tweets (e.g., number of followers, verified status). We excluded all tweets that were not classified as written in English by Twitter’s language detection algorithm as well as all tweets by the user @CommunityNotes since those were officially recommended for testing purposes. Notably, multiple contributors can write Community Notes for the same tweet. Therefore, the data sometimes includes multiple fact-checks for the same post. In our data, 22.0 % of the fact-checked tweets received more than one Community Note. Our final dataset contains a total of 25,917 Community Notes for 18,806 distinct tweets (Dataset I).

We performed basic text preprocessing on the fact-checked tweets by removing user-mentions (@screen-name) from the beginnings of the tweets’ text², removing URLs, and parsing HTML-characters (e.g., & → &).

Dataset II: Conversational Fact-Checks (“Snopes”)

Fact-Checks: Our approach to collecting conversational fact-checks, i.e., snopes, was guided by best practices from earlier research (Vosoughi, Roy, and Aral 2018). We focused on three reputable fact-checking websites that thoroughly investigate social media rumors, namely, snopes.com, politifact.com, and truthorfiction.com. We scraped all fact-checks and their corresponding veracity judgments published on any of these websites (a total of 44,086 articles). The fact-checking organizations have different ways of labeling the veracity of a story. For example, politifact.com articles are given a “Pants on Fire” rating for misleading stories, whereas snopes.com assigns a “false” label. Analogous to earlier work (Vosoughi, Roy, and Aral 2018; Solovev and Pröllochs 2022), we normalized the veracity labels across the different sites by mapping them to a score of 1 to 5. All stories with a score of 1 or 2 were categorized as “misleading,” whereas stories with a score of 4 or 5 were categorized as “not misleading” (e.g., “Pants on Fire!” → *misleading*).³

Fact-Checked Tweets: We used Twitter’s full-archive search API endpoint to collect all reply tweets featuring a link to any of the previously scraped fact-checking articles. To ensure comparability with Dataset I, we considered only replies that were posted between January 25, 2021 and Octo-

²User mentions at the beginning of a tweet typically refer to the structures of the reply-trees in which the tweets are embedded.

³For the sake of simplicity and comparability, we omitted stories with a score of 3, i.e., stories with a “mixed” veracity (10.5 % of all conversational fact-checks). Including those stories yields qualitatively identical results in our later analysis.

ber 6, 2022 (i. e., during Community Note’s pilot phase). Of those tweets, we excluded all that were not classified as written in English by Twitter’s language detection algorithm. To ensure that replies featuring links to fact-checking articles are actual fact-checks of statements made in their respective parent tweets, we compared the semantic contents of the fact-check articles’ assessed claims with the texts of the tweets to which they were given as replies. Given that 18 % of the fact-checked tweets have images attached, we first employed optical character recognition to extract the textual content from those images⁴. After applying the same preprocessing steps as before, we generated document embeddings for all fact-checked tweets’ texts (including the ones retrieved from the images) and all fact-checking articles’ assessed claims using the pre-trained TwHIN-BERT language model (Zhang et al. 2022). Finally, we calculated cosine-similarities between the embedding-vectors of all observed pairs of text and discarded those with a similarity-value below 0.75. This resulted in a final dataset containing a total of 52,505 conversational fact-checks for 45,368 unique tweets (Dataset II). Out of the fact-checked tweets, 6.3 % received more than one snopes.

User Study: We evaluated the performance of our method for excluding unrelated pairs of snopes and tweets with the help of a user study. To this end, we employed two trained research assistants that were tasked with rating the semantic textual similarity of tweets with the corresponding fact-checked claim. For this, participants had to answer the question “How related is this tweet to the fact-checked claim?” on a 5-point Likert scale ranging from “Completely Unrelated” to “Completely Related.” We observed a relatively high Kendall’s coefficient of concordance of $W = 0.738$ ($p < 0.001$), and 81.4 % of the pairs classified as related by our model were adjudged to be at least “somewhat related” by the human raters. This implies that our method identifies snoped posts on Twitter with high accuracy.

Empirical Analysis

Target Selection (RQ1)

To answer **RQ1**, we analyze how the fact-checking targets of Notes contributors and Snopers differ in terms of their account, content, and engagement characteristics.

Account Characteristics: Fig. 2 plots the complementary cumulative distribution functions (CCDFs) for different characteristics of the fact-checked user accounts, namely (a) the number of followers, (b) the number of followees, and (c) the account age (in days). We find that Notes contributors tend to annotate tweets authored by users with much higher follower counts. The mean number of followers for notes is almost five times higher than it is for snopes ($\text{mean}_{\text{notes}} = 3,385,200$; $\text{mean}_{\text{snopes}} = 679,684$; [KS-test: $D = 0.409$; $p < 0.001$]). Regarding the number of followees, i. e., the number of users that the fact-checked tweets’ authors are following, the difference points in the same direction but

is much less pronounced ($\text{mean}_{\text{notes}} = 5,770$; $\text{mean}_{\text{snopes}} = 5,412$; [KS-test: $D = 0.095$; $p < 0.001$]). Fig. 2c also displays the distributions of the fact-checked users’ account ages (in days). Here, we find that authors of Community Notes tend to target tweets by users with older accounts than Snopers ($\text{mean}_{\text{notes}} = 3,174$; $\text{mean}_{\text{snopes}} = 2,567$; [KS-test: $D = 0.160$; $p < 0.001$]).

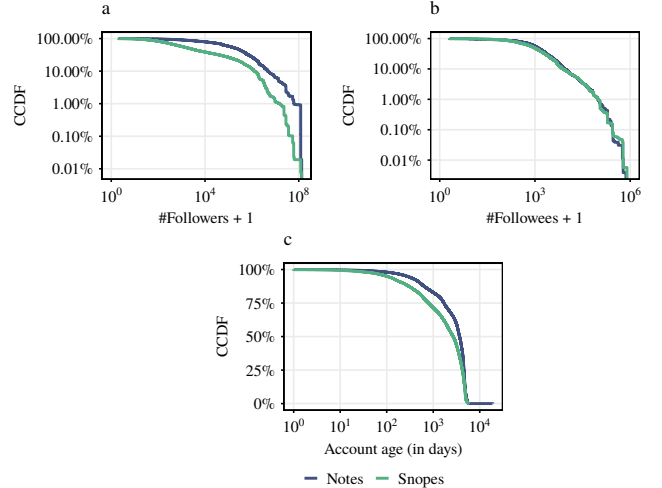


Figure 2: CCDFs for (a) the number of followers, (b) the number of followees, and (c) the account age (in days) of the author of the fact-checked tweet.

Fig. 3 further shows the shares of fact-checks on tweets by users whose account’s authenticity has been verified by Twitter. A more than twice as large share of Notes contributors (62.4 %) compared to Snopers (26.8 %) is targeting tweets by verified users (χ^2 -test: $X^2 = 9,263$; $p < 0.001$). In sum, these results imply that Notes contributors (as compared to Snopers) tend to focus on accounts with higher social influence when fact-checking social media content.

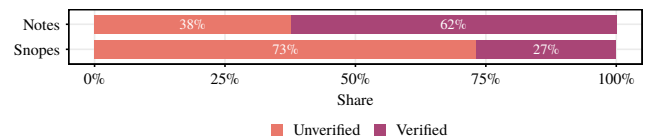


Figure 3: Share of fact-checking targets that are verified.

Content Characteristics: We determined the number of word tokens (#Words) and calculated sentiment scores based on the NRC Word-Emotion Association Lexicon (EmoLex; Mohammad and Turney 2010) for all fact-checked tweets. For our sentiment analysis, we use the default implementation of the `sentimentr` R package (with the built-in NRC lexicon) that also accounts for negations and valence shifters (see Rinker 2019 for details), analogous to previous research (e. g., Robertson et al. 2023; Pröllochs, Bär, and Feuerriegel 2021b). Fig. 4 visualizes the corresponding CCDFs. There is a slightly higher share of notes than snopes on relatively short tweets ($\text{mean}_{\text{notes}} = 26.7$; $\text{mean}_{\text{snopes}} = 28.4$ [KS-test:

⁴We preprocessed the images with ImageMagick (2023), performed optical character recognition with the Tesseract engine (Smith 2007), and performed several postprocessing steps based on DBSCAN clustering to identify coherent lines of text.

$D = 0.105$; $p < 0.001$). However, there is no significant difference in the mean sentiment scores ($\text{mean}_{\text{notes}} = 0.003$; $\text{mean}_{\text{snopes}} = 0.007$; [t -test: $t = -1.57$, $p = 0.116$]). Overall, the observed differences regarding the length and sentiment of the fact-checked tweet are rather small.⁵

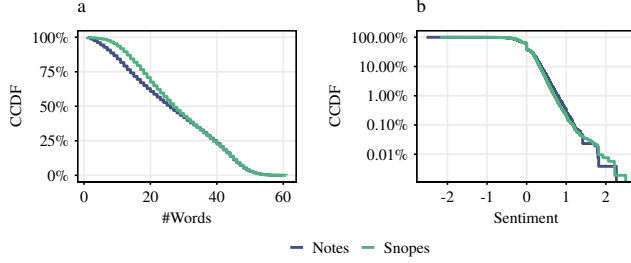


Figure 4: CCDFs for the (a) length and (b) sentiment of the fact-checked tweet.

Next, we performed topic modeling to analyze whether Notes contributors and Snopers focus on tweets with different topics. To this end, we used supervised machine learning to categorize the fact-checked tweets in our dataset into eight predefined topics: *Business*; *Disasters*; *Entertainment*; *Health*; *Politics*; *Science*; *War*; *Other*. These topics have been identified based on a manual assessment of the fact-checked tweets in our dataset and the selection of topics in previous works (e.g., Vosoughi, Roy, and Aral 2018). To create training data, we employed a trained research assistant to assign topic labels (multiple selection possible) to a random subset of 7,500 tweets. We then used the created labeled data to train a deep neural network classifier that predicts whether a tweet belongs to each topic. The input data for the training machine learning classifier was a vector representation of the labeled tweets and the topic labels. To create vector representations of tweets, we used the pre-trained TwHIN-BERT language model (Zhang et al. 2022). In our deep neural network classifier, we treated the task of predicting topic labels for (vector representations of) tweets as a multi-label problem considering that one tweet may belong to multiple topics. All hyperparameters were tuned using 10-fold cross-validation. Our classifier achieved a relatively high micro-averaged F_1 score of 0.75 and an accuracy of 0.93 on out-of-sample tweets.

The shares of fact-checks on tweets per topic are displayed in Fig. 5. Note that since the fact-checked tweets can have multiple topic labels, those shares do not sum up to 100%. There are significant differences in the distributions of the fact-checked tweets’ topics between Community Notes and snopes (χ^2 -test: $X^2 = 2,166$; $p < 0.001$). In particular, Community Notes are relatively more prevalent on tweets about *Disasters*, *Entertainment*, *Health*, *War*, and *Other* topics. In contrast, snopes are relatively more common on tweets about *Business*, *Politics*, and *Science*.

⁵We additionally analyze discrete emotions (e.g., anger, fear) in the Supplementary Materials. Again, the observed differences between Notes contributors and Snopers are small.

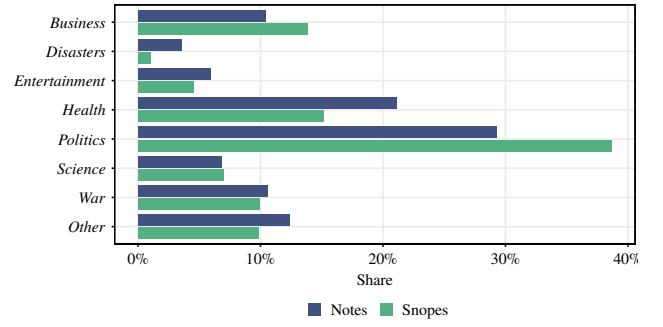


Figure 5: Shares of fact-checks on tweets per topic.

Furthermore, we examine differences in veracity judgments between Snopers and Notes contributors (see Fig. 6). Our analysis reveals that a majority of Snopers and Notes contributors adjudge the claims made in their targeted tweets as misleading. Specifically, for notes, the proportion of misleading verdicts (86.8%) is 6.6 times higher than that of not misleading verdicts (13.2%). Snopers classify 3.2 times more of the fact-checked tweets as misleading (76.2%) than as not misleading (23.8%). Overall, snopes exhibit a relatively higher share of not misleading verdicts compared to Community Notes [χ^2 -test: $X^2 = 1,214$; $p < 0.001$].

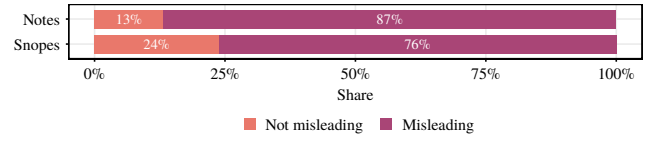


Figure 6: Distributions of fact-checking verdicts.

We also test whether the fact-checkers are more likely to fact-check conversation starting tweets or reply tweets (see Fig. 7). We find that the share of notes addressing conversation-starting tweets (86%) is almost twice as high as the share of snopes (44%; χ^2 -test: $X^2 = 12,226$; $p < 0.001$).

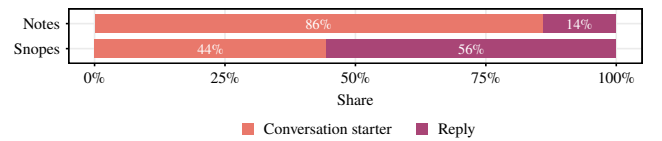


Figure 7: Shares of fact-checks on tweets that are either conversation-starters or replies.

Engagement Characteristics: Fig. 8 depicts the distributions of the fact-checked tweets’ engagement metrics for Community Notes and snopes. We observe much higher values for Community Notes across all dimensions. Notes contributors, on average, fact-check tweets with almost five times more likes ($\text{mean}_{\text{notes}} = 28,550$; $\text{mean}_{\text{snopes}} = 6,089$; [KS-test: $D = 0.415$; $p < 0.001$]), nearly four times more retweets ($\text{mean}_{\text{notes}} = 4,817$; $\text{mean}_{\text{snopes}} = 1,265$; [KS-test: $D = 0.425$; $p < 0.001$]), roughly five times more replies ($\text{mean}_{\text{notes}} = 3,157$; $\text{mean}_{\text{snopes}} = 638$; [KS-test: $D = 0.397$;

$p < 0.001$], and close to 8 times more quotes than Snopers ($\text{mean}_{\text{notes}} = 1,504$; $\text{mean}_{\text{snopes}} = 200$; [KS-test: $D = 0.393$; $p < 0.001$]). These results suggest that Notes contributors are more likely to fact-check highly “viral” posts, whereas Snopers tend to focus on more “regular” posts.

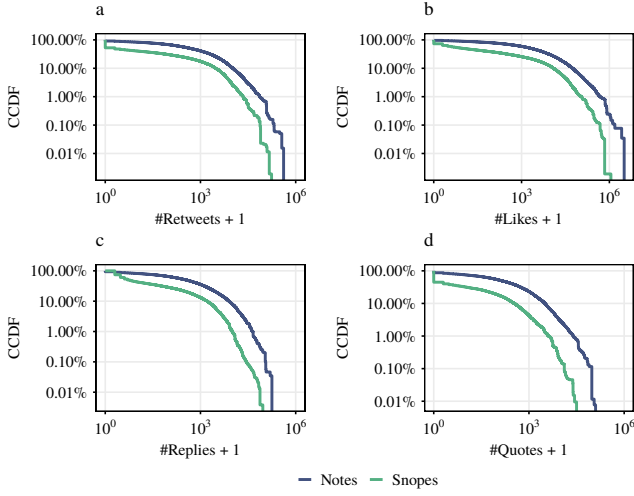


Figure 8: CCDFs for engagement metrics, namely, (a) the number of retweets, (b) the number of likes, (c) the number of replies, (d) the number of quotes.

Fact-Checking Speed (RQ2)

To answer **RQ2**, we analyze the lengths of the timespans between the posting dates of the original tweets and the fact-checks. For this purpose, we first compare summary statistics. Subsequently, we implement an explanatory regression model to analyze which tweet features are linked to a higher fact-checking speed.

Summary Statistics: Fig. 9 shows the distributions of fact-check delays (time in days). The lengths of the timespans between the publication dates of fact-checks and their respective parent tweets tend to be longer for Community Notes than for snopes. It takes Notes contributors, on average, more than twice as long as Snopers to publish their fact-checks ($\text{mean}_{\text{notes}} = 10.8$ days; $\text{mean}_{\text{snopes}} = 4.9$ days; [KS-test: $D = 0.24$; $p < 0.001$]).

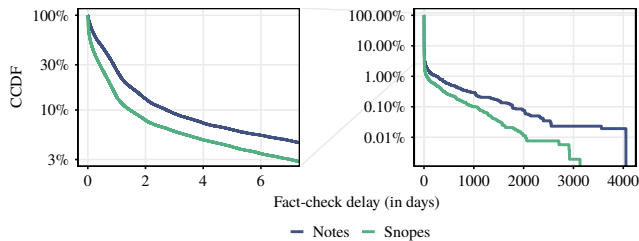


Figure 9: CCDF for the fact-checking delay, i. e., the lengths of the timespans between the posting dates of the original tweets and the fact-checks (in days). The zoom panel (left) shows the fact-checking delays during the first week after a tweet is published.

Regression Analysis: To further examine the differences in fact-checking delays, we perform an explanatory regression analysis. The dependent variable is the fact-checking delay (in days), i. e., the timespans between the posting dates of the original tweets and the fact-checks. The explanatory variables comprise the author, content, and engagement⁶ characteristics of the fact-checked tweet that were presented in the previous analyses. We also include monthly fixed effects to control for differences in the fact-checking date. In our model, the fact-checking delays are first log-transformed and then modeled via a normal distribution. This modeling approach is consistent with previous research assuming a log-normal distribution of response times (e. g., Pröllochs, Bär, and Feuerriegel 2021a,b) and allows us to estimate the model using ordinary least squares (OLS). We z -standardized all continuous explanatory variables in order to facilitate interpretability.

Fig. 10 presents the regression coefficients and their 95 % confidence intervals. We begin by reporting the findings for the Community Notes dataset (see the model in blue in Fig. 10). The results suggest that tweets authored by people of higher social influence are being fact-checked at a higher pace. A one standard deviation increase in the number of followers is associated with a $e^{-0.040} \approx 3.90$ % decrease in the time before a tweet is fact-checked (coef. = -0.040 , $p < 0.001$). Similarly, tweets from verified users are associated with a 9.50 % swifter fact-checking time (coef. = -0.100 , $p < 0.001$). We also find that tweets by older accounts are fact-checked more quickly. A one standard deviation increase in the account age is associated with a 3.94 % shorter fact-checking delay (coef. = -0.040 , $p = 0.004$). Looking at the tweet characteristics, we find that longer tweets (coef. = 0.074 , $p < 0.001$) and those with a positive sentiment (coef. = 0.045 , $p < 0.001$) tend to be fact-checked slower. Conversation starters are estimated to get to get fact-checked 91.27 % slower (coef. = 0.648 , $p < 0.001$), whereas misleading tweets are estimated to get fact-checked 10.42 % faster (coef. = -0.110 , $p = 0.003$). Regarding topics, tweets discussing *Science* are associated with 20.87 % slower fact-checking times (coef. = 0.190 , $p < 0.001$). Conversely, tweets related to *War* and *Business* have 10.99 % (coef. = -0.116 , $p = 0.006$) and 13.39 % (coef. = -0.144 , $p < 0.001$) faster fact-checking times, respectively. Tweets involving *Politics* are the fastest to be fact-checked, with an estimated 22.06 % decrease in the time before the tweet is fact-checked (coef. = -0.249 , $p < 0.001$). Finally, we study several common engagement metrics, as denoted by the number of retweets and replies. One standard deviation increase in the number of retweets is associated with 6.29 % slower fact-checking times (coef. = 0.061 , $p < 0.001$), while the coefficient of the reply count is not significant at common significance thresholds.

⁶The engagement characteristics (e. g., #Retweets, #Likes) are highly correlated. To circumvent possible multicollinearity issues, we restricted our model to #Retweets and #Replies, resulting in all variance inflation factors (VIFs) being below two, suggesting no evidence of multicollinearity in our model specification.

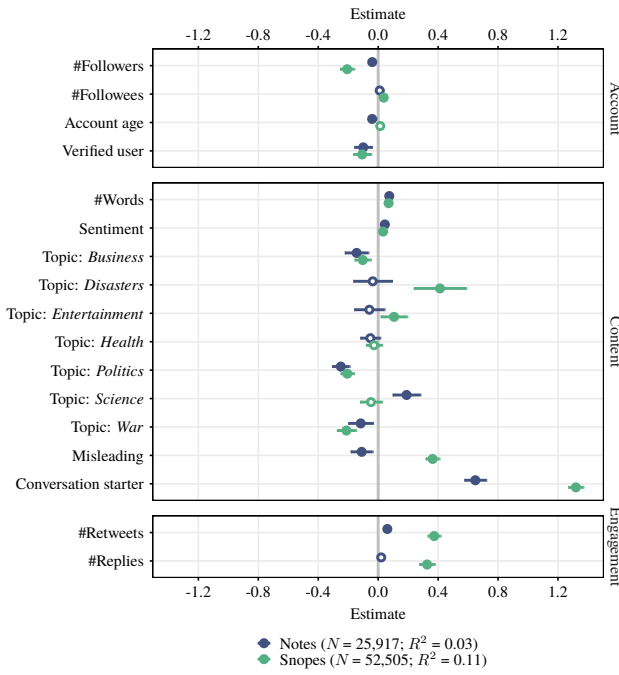


Figure 10: Coefficient estimates (circles) and their 95 % confidence intervals (bars). The dependent variable is the fact-checking delay, i. e., the lengths of the timespans between the posting dates of the original tweets and the fact-checks. Intercepts and monthly fixed effects are included. Coefficient estimates that are statistically significant ($p < 0.05$) are shown with filled circles.

Next, we compare the estimates with the regression results for Snopers (see the green model in Fig. 10). We again observe that tweets from people of higher social influence tend to get fact-checked more quickly. In particular, a one standard deviation increase in the number of followers is associated with 18.69 % faster fact-checking (coef. = -0.207 , $p < 0.001$). Similarly, tweets from verified users are estimated to get fact-checked 10.09 % faster (coef. = -0.106 , $p < 0.001$). One standard deviation increase in the number of followees has a slight positive effect and is associated with 3.77 % slower fact-checking times (coef. = 0.037 , $p < 0.001$). Similarly to Notes contributors, we find that longer tweets (coef. = 0.070 , $p < 0.001$) and tweets with positive sentiment (coef. = 0.033 , $p = 0.002$) tend to be fact-checked at a slower pace by Snopers. Conversation starting tweets exhibit a significantly higher fact-checking delay, with a remarkable 274.16 % slower rate compared to replies (coef. = 1.320 , $p < 0.001$). Different from the Notes contributors model, misleading tweets tend to receive 43.79 % slower fact-checks by Snopers (coef. = 0.363 , $p < 0.001$). Examining topic effects reveals slower fact-checks by Snopers for tweets related to *Disasters* and *Entertainment*. Tweets about *Disasters* are estimated to get fact-checked 51.07 % slower (coef. = 0.413 , $p < 0.001$), while tweets about *Entertainment* are linked to 11.17 % slower fact-checking times (coef. = 0.106 , $p = 0.020$). Similar to the model for Note contributors, *Business*-related tweets correspond to a 9.77 %

swifter Snoping (coef. = -0.103 , $p < 0.001$). The shortest delay between a tweet and its corresponding fact-check for Snopers is associated with *War* and *Politics*, with tweets on these topics corresponding to a 19.10 % (coef. = -0.212 , $p < 0.001$) and 18.63 % (coef. = -0.206 , $p < 0.001$) reduced time period before fact-checking, respectively. The engagement metrics show similar effects as for the Notes contributors. A one standard deviation increase in the number of retweets is associated with a 45.34 % longer delay until fact-checking (coef. = 0.374 , $p < 0.001$), and a one standard deviation increase in the number of replies corresponds to a 38.58 % longer fact-checking delay (coef. = 0.326 , $p < 0.001$).

In summary, we observe a clear similarity in the way both groups tend to fact-check high-status individuals on Twitter relatively faster, and stark differences across different topics. While both groups of fact-checkers fact-check political content very quickly, Snopers, for instance, show a relatively long delay when verifying the accuracy of tweets related to *Disasters* and *Entertainment*. Interestingly, we observe different signs for the coefficients of the veracity label in the two models. Specifically, we find that tweets considered as misleading are fact-checked slightly faster by Notes contributors, while they are fact-checked slower by Snopers in comparison to tweets considered as not misleading. Out of all explanatory variables in our models, the conversation starting status is associated with the highest difference in fact-checking delays for both, notes and snopes. A plausible explanation for this finding is that old replies have lower visibility than old conversation starting tweets and, thus, are less likely to get fact-checked at a later date.

Overlap and Agreement (RQ3)

Next, we analyze the overlap and the within-/between-group agreement in the fact-checking assessments of Notes contributors and Snopers (RQ3).

Overlap: To analyze the overlap between contributors to Community Notes and Snopers, we map the tweet IDs of the fact-checked tweets in Dataset I to those in Dataset II. We find that 28.7 % (18,225) of all fact-checked tweets are exclusively fact-checked by Notes contributors, 70.4 % (44,787) are exclusively fact-checked by Snopers, and merely 0.9 % (581) are fact-checked by both groups. Overall, this implies that the fact-checking targets of Snopers and Notes contributors rarely overlap.

Within-Group Agreement: Community fact-checkers sometimes create multiple fact-checks for the same post. This allows us to study the within-group agreement of the fact-checking verdicts (i. e., whether the tweet is categorized as misleading or not misleading). Among the tweets with any Community Notes, 22.0 % (4,132) have multiple notes associated with them. In contrast, among the tweets with snopes, only 6.3 % (2,854) have multiple snopes associated with them. This suggests that Notes contributors tend to concentrate their efforts on a narrower set of targets, while Snopers exhibit a broader coverage. Fig. 11a shows the distributions of the shares of fact-checks agreeing with the respective majority verdicts. Among the tweets with Community Notes, the average share of agreement with the majority verdict is 83.1 %. On the other hand, tweets with snopes

show a higher average agreement of 97.9 % (KS-test: $D = 0.355$; $p < 0.001$). This discrepancy may be attributed to the fact that snopes rely on verdicts from professional fact-checking organizations, which typically exhibit a very high level of agreement (Vosoughi, Roy, and Aral 2018).

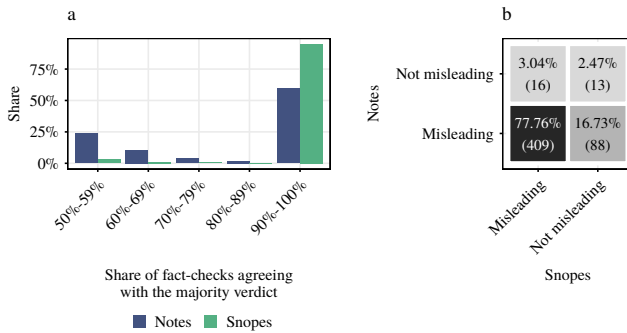


Figure 11: (a) Shares of fact-checks per group that agree with the majority verdict for tweets with multiple fact-checks (i.e., within-group agreement). (b) Agreement of majority verdicts between Notes contributors and Snopers for tweets that have been fact-checked by both groups (i.e., between-group agreement).

Between-Group Agreement: Fig. 11b shows the agreement between the majority verdicts of Notes contributors and Snopers for all tweets that have been fact-checked by both groups. The overall agreement share between Notes contributors and Snopers is high at 80.2 %. Notably, we observe a much higher between-group agreement for tweets considered *misleading* compared to tweets considered *not misleading*. However, the findings for the latter should be interpreted with caution due to the limited number of tweets (117) with overlapping fact-checks and a not misleading majority verdict by either Notes contributors or Snopers.

Discussion

Relevance: There are widespread concerns that misinformation on social media is damaging societies and democratic institutions (Lazer et al. 2018). Hence, policy initiatives around the world urge social media platforms to limit its spread. A crucial prerequisite to curb the spread of misinformation on social media is its accurate identification (Pennycook and Rand 2019). Community-based fact-checking has the potential to partially overcome the drawbacks of alternative approaches to fact-checking, e.g., in terms of speed, volume, and trust (Allen et al. 2020). While earlier studies suggest that crowds might be able to accurately assess the veracity of social media content (Bhuiyan et al. 2020; Epstein, Pennycook, and Rand 2020; Pennycook and Rand 2019), an understanding of how community fact-checkers select their targets for fact-checking is still largely absent. Here, we contribute to research into misinformation and fact-checking by characterizing how contributors to Community Notes and Snopers select their targets when fact-checking tweets on the social media platform Twitter.

Summary of findings: Our key findings are as follows: (i) The targets of Notes contributors and Snopers significantly differ in terms of their author, content, and engagement characteristics. For instance, Notes contributors tend to fact-check posts from larger accounts with higher social influence and are relatively less likely to endorse/emphasize the accuracy of not misleading posts (*RQ1*). (ii) Compared to Notes contributors, Snopers fact-check social media posts at a higher speed (*RQ2*). (iii) The fact-checking targets of Notes contributors and Snopers rarely overlap; however, those overlapping exhibit a high level of agreement in the fact-checking assessment (*RQ3*).

Implications: Our analysis implies that Notes contributors and Snopers focus on different targets when fact-checking social media content. A possible reason is that these user groups have different motivations and goals when fact-checking posts on social media. In previous research, Snopers have already been observed to frequently focus on specific targets such as, for example, outgroup members (e.g., to gain social status). As such, their motivation to fact-check social media posts may be – at least partially – performative rather than deliberative (Hannak et al. 2014). Furthermore, both approaches vary in terms of the effort required to fact-check social media posts. Writing a full-fledged community fact-check for a social media post arguably requires more time and expertise. Hence, snoping may draw groups of fact-checkers that are less willing to invest the necessary efforts to write for a full-fledged community fact-check and/or select posts that are faster (or easier) to fact-check. In line with this notion, we also find that Snopers fact-check social media posts at a higher speed. In sum, our findings imply that different fact-checking approaches – carried out on the same social media platform – can result in vastly different social media posts getting fact-checked.

These findings have important implications for future research studying misinformation on social media. Previous research has predominantly identified misinformation based on the presence of replies linking to fact-checks from third-party fact-checking organizations – i.e., based on snoping. For instance, many works have studied the diffusion patterns of misleading vs. not misleading (“snoped”) posts, finding that misinformation is more viral than the truth (e.g., Vosoughi, Roy, and Aral 2018; Solovev and Pröllochs 2022; Friggeri et al. 2014). However, our analysis suggests that such an identification strategy may impede the generalizability of the findings. While we do not claim that the selection of users contributing to a dedicated community-based fact-checking system is more representative for the population of misinformation on social media as a whole, our results still imply that Notes contributors and Snopers focus on different targets when fact-checking social media content. Due to differences in user bases and content dynamics, earlier findings obtained for snoped posts might not apply to posts that have been fact-checked on community-based fact-checking systems such as Community Notes. Future research should be aware that sample selection plays a key role when studying misinformation and attempt to compile datasets that do not rely on a single fact-checking approach. In particular, compiling a representative sample of *all* misinformation cir-

culating on social media presents an important – yet difficult – challenge for future research.

From a practical perspective, our work has important implications for social media platforms, which can utilize our results to optimize community-based fact-checking systems and strategies to combat misinformation. The observed differences in the selection of fact-checking targets suggest that both approaches might complement each other well. Actively encouraging fact-checking of social media content via both snoping and dedicated community-based fact-checking systems (such as Community Notes) could lead to improved coverage and may help to combat misinformation on social media more effectively. Alternatively, platforms could integrate snopes on their platforms (e. g., by highlighting fact-checks in reply threads) or even actively encourage users that have snoped a social media post to write a full-fledged community fact-check. Platforms could further combine both approaches with machine learning, in order to enhance early warning systems for misinformation. In sum, by considering both snopes and Community Notes, future work might develop more effective strategies for reducing the proliferation of misinformation.

Limitations and future research: Our work has several limitations, which provide promising opportunities for future research. First, due to the observational nature of our work, we report associations and refrain from making causal claims. Second, more research is necessary to better understand which groups of users engage in community-based fact-checking and differences in their expertise. Third, our inferences are limited to community-based fact-checking on the social media platform Twitter and the pilot phase of the Community Notes feature. Community-based fact-checking on Twitter may evolve to a different steady-state due to a growing/more experienced user base and changes in functionality. Future work may analyze whether the observed patterns are generalizable to posts from other fact-checking systems and social media platforms. Lastly, more research is necessary to better understand the role of manipulation attempts, (political) biases, performative vs. deliberative motivations, and the conditions under which the wisdom of crowds can be unlocked for fact-checking.

Conclusion

The spread of misinformation on social media is a pressing societal problem that researchers and practitioners continue to grapple with. As a countermeasure, recent research proposed to build on crowd wisdom to fact-check social media content. In this study, we empirically analyzed how community fact-checkers select their targets on social media. For this purpose, we compared the characteristics of social media posts that have been community fact-checked on Twitter's Community Notes platform with social media posts that have been snoped. Our analysis implies that Notes contributors and Snopers focus on different targets when fact-checking social media content and that both approaches might well complement each other. These findings have important implications for social media providers, which can use our results to optimize community-based fact-checking systems and strategies to combat misinformation on their platforms.

Ethics Statement

This research did not involve interventions with human subjects, and, thus, no approval from the Institutional Review Board was required by the authors' institutions. All analyses are based on publicly available data. To respect privacy, we explicitly do not publish usernames in our paper and only report aggregate results. We declare no competing interests.

Acknowledgments

This study was supported by a research grant from the German Research Foundation (DFG grant 492310022).

References

- Allcott, H.; and Gentzkow, M. 2017. Social Media and Fake News in the 2016 Election. *Journal of Economic Perspectives*, 31(2): 211–236.
- Allen, J.; Arechar, A. A.; Pennycook, G.; and Rand, D. G. 2021. Scaling up Fact-Checking Using the Wisdom of Crowds. *Science Advances*, 7(36).
- Allen, J.; Howland, B.; Mobius, M.; Rothschild, D.; and Watts, D. J. 2020. Evaluating the Fake News Problem at the Scale of the Information Ecosystem. *Science Advances*, 6(14): eaay3539.
- Allen, J.; Martel, C.; and Rand, D. G. 2022. Birds of a Feather Don't Fact-Check Each Other: Partisanship and the Evaluation of News in Twitter's Birdwatch Crowdsourced Fact-Checking Program. In *CHI*.
- Bakshy, E.; Messing, S.; and Adamic, L. A. 2015. Exposure to Ideologically Diverse News and Opinion on Facebook. *Science*, 348(6239): 1130–1132.
- Bär, D.; Pröllochs, N.; and Feuerriegel, S. 2023. New Threats to Society From Free-Speech Social Media Platforms. *Communications of the ACM*, Forthcoming.
- Bhuiyan, M. M.; Zhang, A. X.; Sehat, C. M.; and Mitra, T. 2020. Investigating Differences in Crowdsourced News Credibility Assessment: Raters, Tasks, and Expert Criteria. In *CSCW*.
- Bond, R. M.; and Garrett, R. K. 2023. Engagement With Fact-Checked Posts on Reddit. *PNAS Nexus*, 2(3): pgad018.
- Donovan, J. 2020. Social-Media Companies Must Flatten the Curve of Misinformation. *Nature*.
- Drolsbach, C.; and Pröllochs, N. 2023a. Diffusion of Community Fact-Checked Misinformation on Twitter. *CSCW*.
- Drolsbach, C. P.; and Pröllochs, N. 2023b. Believability and Harmfulness Shape the Virality of Misleading Social Media Posts. In *WWW*.
- Epstein, Z.; Pennycook, G.; and Rand, D. 2020. Will the Crowd Game the Algorithm? Using Layperson Judgments to Combat Misinformation on Social Media by Downranking Distrusted Sources. In *CHI*.
- Friggeri, A.; Adamic, L. A.; Eckles, D.; and Cheng, J. 2014. Rumor Cascades. In *ICWSM*.
- Godel, W.; Sanderson, Z.; Aslett, K.; Nagler, J.; Bonneau, R.; Persily, N.; and Tucker, J. A. 2021. Moderating With the Mob: Evaluating the Efficacy of Real-Time Crowdsourced

- Fact-Checking. *Journal of Online Trust and Safety*, 1(1): 1–36.
- Graves, L. 2017. Anatomy of a Fact Check: Objective Practice and the Contested Epistemology of Fact Checking. *Communication, Culture & Critique*, 10(3): 518–537.
- Guo, Z.; Schlichtkrull, M.; and Vlachos, A. 2022. A Survey on Automated Fact-Checking. *Transactions of the Association for Computational Linguistics*, 10: 178–206.
- Hannak, A.; Margolin, D.; Keegan, B.; and Weber, I. 2014. Get Back! You Don’t Know Me Like That: The Social Mediation of Fact Checking Interventions in Twitter Conversations. In *ICWSM*.
- ImageMagick Studio LLC. 2023. *ImageMagick*. Version: 7.0.10.
- Iyengar, S.; Lelkes, Y.; Levendusky, M.; Malhotra, N.; and Westwood, S. J. 2019. The Origins and Consequences of Affective Polarization in the United States. *Annual Review of Political Science*, 22(1): 129–146.
- Kim, A.; and Dennis, A. R. 2019. Says Who? The Effects of Presentation Format and Source Rating On Fake News in Social Media. *MIS Quarterly*, 43(3): 1025–1039.
- Lazer, D. M. J.; Baum, M. A.; Benkler, Y.; Berinsky, A. J.; Greenhill, K. M.; Menczer, F.; Metzger, M. J.; Nyhan, B.; Pennycook, G.; Rothschild, D.; Schudson, M.; Sloman, S. A.; Sunstein, C. R.; Thorson, E. A.; Watts, D. J.; and Zittrain, J. L. 2018. The Science of Fake News. *Science*, 359(6380): 1094–1096.
- Margolin, D. B.; Hannak, A.; and Weber, I. 2018. Political Fact-Checking on Twitter: When Do Corrections Have an Effect? *Political Communication*, 35(2): 196–219.
- Martel, C.; Allen, J. N. L.; Pennycook, G.; and Rand, D. 2023. Crowds Can Effectively Identify Misinformation at Scale. *PsyArXiv*.
- Micallef, N.; He, B.; Kumar, S.; Ahamad, M.; and Memon, N. 2020. The Role of the Crowd in Countering Misinformation: A Case Study of the COVID-19 Infodemic. In *IEEE BigData*.
- Mohammad, S.; and Turney, P. 2010. Emotions Evoked by Common Words and Phrases: Using Mechanical Turk to Create an Emotion Lexicon. In *NAACL-HLT*.
- Mosleh, M.; Martel, C.; Eckles, D.; and Rand, D. 2022. Promoting Engagement With Social Fact-Checks Online. *OSF Preprints*.
- Oh, O.; Agrawal, M.; and Rao, H. R. 2013. Community Intelligence and Social Media Services: A Rumor Theoretic Analysis of Tweets during Social Crises. *MIS Quarterly*, 37(2): 407–426.
- Oppenhaffen, M. 2022. Fact-Checking Interventions on Social Media Using Cartoon Figures: Lessons Learned from “the Tooties”. *Digital Journalism*, 10(5): 888–911.
- Pennycook, G.; and Rand, D. G. 2019. Fighting Misinformation on Social Media Using Crowdsourced Judgments of News Source Quality. *PNAS*, 116(7): 2521–2526.
- Pew Research Center. 2019. Republicans Far More Likely Than Democrats to Say Fact-Checkers Tend to Favor One Side. <https://pewrsr.ch/2Fz9e22>. Accessed: 2023-02-21.
- Pröllochs, N. 2022. Community-Based Fact-Checking on Twitter’s Birdwatch Platform. In *ICWSM*.
- Pröllochs, N.; Bär, D.; and Feuerriegel, S. 2021a. Emotions Explain Differences in the Diffusion of True vs. False Social Media Rumors. *Scientific Reports*, 11: 22721.
- Pröllochs, N.; Bär, D.; and Feuerriegel, S. 2021b. Emotions in Online Rumor Diffusion. *EPJ Data Science*, 10(1): 51.
- Pröllochs, N.; and Feuerriegel, S. 2023. Mechanisms of True and False Rumor Sharing in Social Media: Collective Intelligence or Herd Behavior? *CSCW*.
- Resnick, P.; Alfayez, A.; Im, J.; and Gilbert, E. 2021. Informed Crowds Can Effectively Identify Misinformation. *arXiv*, 2108.07898.
- Rinker, T. W. 2019. *sentimentr: Calculate Text Polarity Sentiment*. Buffalo, New York. Version 2.7.1.
- Robertson, C.; Pröllochs, N.; Schwarzenegger, K.; Parnaments, P.; Van Bavel, J. J.; and Feuerriegel, S. 2023. Negativity Drives Online News Consumption. *Nature Human Behaviour*, (Forthcoming).
- Robertson, C. T.; Mourão, R. R.; and Thorson, E. 2020. Who Uses Fact-Checking Sites? The Impact of Demographics, Political Antecedents, and Media Use on Fact-Checking Site Awareness, Attitudes, and Behavior. *The International Journal of Press/Politics*, 25(2): 217–237.
- Shao, C.; Ciampaglia, G. L.; Flammini, A.; and Menczer, F. 2016. Hoaxy: A Platform for Tracking Online Misinformation. In *WWW Companion*.
- Smith, R. 2007. An Overview of the Tesseract OCR Engine. In *ICDAR*.
- Solovey, K.; and Pröllochs, N. 2022. Moral Emotions Shape the Virality of COVID-19 Misinformation on Social Media. In *WWW*.
- Surowiecki, J. 2005. *The Wisdom of Crowds*. New York, NY, USA: Knopf Doubleday Publishing Group.
- Twitter. 2021. Introducing Birdwatch, a Community-Based Approach to Misinformation. https://blog.twitter.com/en_us/topics/product/2021/introducing-birdwatch-a-community-based-approach-to-misinformation.
- Vosoughi, S.; Roy, D.; and Aral, S. 2018. The Spread of True and False News Online. *Science*, 359(6380): 1146–1151.
- Walter, N.; Cohen, J.; Holbert, R. L.; and Morag, Y. 2020. Fact-Checking: A Meta-Analysis of What Works and for Whom. *Political Communication*, 37(3): 350–375.
- Wojcik, S.; Hilgard, S.; Judd, N.; Mocanu, D.; Ragain, S.; Hunzaker, M. B. F.; Coleman, K.; and Baxter, J. 2022. Birdwatch: Crowd Wisdom and Bridging Algorithms Can Inform Understanding and Reduce the Spread of Misinformation. *arXiv*, 2210.15723.
- Zhang, X.; Malkov, Y.; Florez, O.; Park, S.; McWilliams, B.; Han, J.; and El-Kishky, A. 2022. TwHIN-BERT: A Socially-Enriched Pre-Trained Language Model for Multilingual Tweet Representations. *arXiv*, 2209.07562.