




# Improved List Decoding for Polar-Coded Probabilistic Shaping

Constantin Runge , Thomas Wiegart , Diego Lentner 

Institute for Communications Engineering, Technical University of Munich, 80333 Munich, Germany

{constantin.runge, thomas.wiegart, diego.lentner}@tum.de

**Abstract**—A modified successive cancellation list (SCL) decoder is proposed for polar-coded probabilistic shaping. The decoder exploits the deterministic encoding rule for shaping bits to rule out candidate code words that the encoder would not generate. This provides error detection and decreases error rates compared to standard SCL decoding while at the same time reducing the length of the outer cyclic redundancy check code.

**Index Terms**—polar codes, list decoding, coded modulation, probabilistic shaping, multilevel coding.

## I. INTRODUCTION

Reliable and power-efficient communication over noisy channels requires the code words to approximate the capacity-achieving input distribution. This can be achieved by probabilistic shaping (PS) which can be implemented via, e.g., many-to-one mappings [1, Sec. 6.2], trellis shaping [2], probabilistic amplitude shaping (PAS) [3], [4, Sec. II], and others. A recent scheme is multilevel Honda-Yamamoto (MLHY) PS [5], [6] based on polar codes [7], [8] and their extension to asymmetric channels [9] via nested polar codes [10].

PAS combines systematic forward error control (FEC) codes with distribution matching (DM) algorithms to approach capacity with flexible rate adaptation. It requires that the target distribution  $P_X$  factors as  $P_A \cdot P_S$  where  $P_S$  is the uniform binary distribution. We use “A” and “S” to refer to the amplitude and sign of  $X$ , respectively, but more general choices are permitted. For instance, constant composition distribution matching (CCDM) [11] encodes the information bits into a string  $\mathbf{A}$  of amplitudes distributed according to  $P_A$ . The uniformly distributed parity bits of the FEC code are mapped to signs  $\pm 1$  that multiply the amplitudes. PAS does not allow for asymmetric distributions  $P_X$  in general.<sup>1</sup>

Polar codes are linear block codes that can achieve capacity over symmetric discrete memoryless channels (DMCs) and that can be constructed, encoded, and decoded efficiently. However, the reliability scales poorly in the block length as compared to low-density parity-check (LDPC) codes. Remarkably, simple modifications based on concatenating a cyclic redundancy check (CRC) outer code and applying list decoding

[12] make polar codes competitive at short to moderate block lengths. We focus on binary polar codes.

The polarization-based coset coding scheme of [9], [10], called Honda-Yamamoto (HY) coding, performs joint DM and FEC to generate code words distributed according to general  $P_X$ . The method achieves capacity over general binary-input discrete memoryless channels (biDMCs) [9], and also over general DMCs when combined with multilevel coding (MLC) [6], [13], [14] or non-binary kernels [15], [16]. HY coding can be adapted to channels and channel inputs with memory [17]–[19]. At short to moderate block lengths, HY-based coding shows excellent performance [6], [20].

The motivation for this paper is as follows. Observe that DM induces a concatenated code structure, e.g., CCDM ensures that all code words have the same empirical distribution or type. This allows a successive cancellation list (SCL) decoder to exclude candidate code words with the wrong type [21]. The paper [6] uses this idea to show that polar-coded probabilistic amplitude shaping (PC-PAS) as in [21] can sometimes outperform MLHY coding with a shorter CRC code. We here apply this idea to HY coding and propose two methods to exclude invalid code words at the decoder.

This paper is organized as follows. Sec. II reviews notation and polar coding concepts. Sec. III provides a more detailed look at HY codes and their en-/decoding. Sec. IV describes our proposed modifications and discusses complexity. Finally, Sec. V compares frame error rate (FER) performances of standard decoding and improved decoding. Sec. V further contains a statistical analysis of the additional complexity induced by our modifications.

## II. PRELIMINARIES

Random variables are written with upper case letters such as  $X$ . Their alphabet, distribution, and realizations are written as  $\mathcal{X}$ ,  $P_X$ , and  $x$ , respectively. The  $N$ -fold product distribution is denoted as  $P_X^N$ . Vectors are denoted by bold symbols such as  $\mathbf{x}$ .  $|\mathcal{X}|$  is the cardinality of  $\mathcal{X}$ . An index set from 1 to  $N$  is denoted as  $\llbracket N \rrbracket \triangleq \{1, \dots, N\}$ . A set  $\mathcal{S}$  may select entries of a vector, creating a substring  $\mathbf{x}_{\mathcal{S}}$  with length  $|\mathcal{S}|$ , e.g.,  $\mathbf{x}_{\llbracket N \rrbracket}$ . We denote by  $\mathbb{H}(X)$ ,  $\mathbb{H}(X|Y)$ , and  $\mathbb{I}(X; Y)$  the entropy of  $X$ , the entropy of  $X$  conditioned on  $Y$ , and the mutual information (MI) between  $X$  and  $Y$ , respectively. A polar code with set of frozen indices  $\mathcal{F}$  and block length clear from the context is denoted as  $\mathcal{PC}(\mathcal{F})$ .

This work was supported in part by the German Federal Ministry of Education and Research (BMBF) under the Grant 6G-life, identification number 16KISK002, and by the German Research Foundation (DFG) under Projects 390777439 and 509917421.

<sup>1</sup>One can choose the code to perform joint shaping and coding on  $S$  but it then seems more natural to do this directly rather than via PAS.

### A. Polar Codes

1) *Polarization*: Polar codes are linear block codes of length  $N = 2^n$  and dimension  $K$ . They are defined via the self-inverse polar transform  $G_N$  that maps a vector  $\mathbf{u} \in \mathbb{F}_2^N$  to a code word  $\mathbf{x} \in \mathbb{F}_2^N$ ,

$$\mathbf{x} = \mathbf{u}G_N \text{ with } G_N = \mathbf{B}_N \begin{bmatrix} 1 & 0 \\ 1 & 1 \end{bmatrix}^{\otimes n} \quad (1)$$

where  $\mathbf{B}_N$  is the bit-reversal matrix as in [8], and where  $\mathbf{F}^{\otimes n}$  is the  $n$ -fold Kronecker product of  $\mathbf{F}$ . The code word  $\mathbf{x}$  is transmitted over  $N$  uses of a channel  $P_{Y|X}$  resulting in a vector of channel observations  $\mathbf{y} \in \mathcal{Y}^N$ .

With  $\mathcal{U}(\mathcal{X})$  being the uniform distribution on  $\mathcal{X}$ , assume  $P_{XY} = \mathcal{U}(\mathbb{F}_2)P_{Y|X}$  with a biDMC  $P_{Y|X}$  and consider the index sets

$$\mathcal{H}_{U|Y} = \{i \in \llbracket N \rrbracket : \mathbb{H}(U_i | \mathbf{U}_{\llbracket i-1 \rrbracket}, \mathbf{Y}) > 1 - \delta\} \quad (2)$$

$$\mathcal{L}_{U|Y} = \{i \in \llbracket N \rrbracket : \mathbb{H}(U_i | \mathbf{U}_{\llbracket i-1 \rrbracket}, \mathbf{Y}) < \delta\} \quad (3)$$

with  $0 < \delta < 1$ . By construction of  $G_N$ , these sets polarize to [8]

$$\lim_{N \rightarrow \infty} \frac{1}{N} |\mathcal{H}_{U|Y}| = \mathbb{H}(X|Y) \quad (4)$$

$$\lim_{N \rightarrow \infty} \frac{1}{N} |\mathcal{L}_{U|Y}| = 1 - \mathbb{H}(X|Y). \quad (5)$$

Note that this holds for general  $P_{XY}$  regardless of the physical interpretation.

This motivates the following coding scheme. The positions of the vector  $\mathbf{u}$  are partitioned into index sets  $\mathcal{F}$  and  $\mathcal{R}$  which are inspired by  $\mathcal{H}_{U|Y}$  and  $\mathcal{L}_{U|Y}$ , respectively.  $\mathcal{R}$  holds the  $K$  positions with lowest  $\mathbb{H}(U_i | \mathbf{U}_{\llbracket i-1 \rrbracket}, \mathbf{Y})$ , i.e., the most reliable bits, and  $\mathcal{F}$  holds the remaining  $N - K$  so-called frozen positions. The bits of  $\mathcal{F}$  are fixed to  $\mathbf{u}_{\mathcal{F}} = 0$  and the bits of  $\mathcal{R}$  hold the data,  $\mathbf{u}_{\mathcal{R}} = \mathbf{d}$ . By construction,  $\mathbb{H}(U_i | \mathbf{U}_{\llbracket i-1 \rrbracket}, \mathbf{Y}) \approx 0$  for  $i \in \mathcal{R}$ . As  $u_i = 0$  is known at the receiver for  $i \notin \mathcal{R}$ , for each  $i \in \llbracket N \rrbracket$  the previous bits  $\mathbf{u}_{\llbracket i-1 \rrbracket}$  are either known or can be reliably decoded. A so-called successive cancellation (SC) decoder computes  $P_{U_i | \mathbf{U}_{\llbracket i-1 \rrbracket}, \mathbf{Y}}$ ,  $i \in \llbracket N \rrbracket$ , one after another from  $P_{X|Y}^N(\cdot | \mathbf{y})$  and decides at each step

$$\hat{u}_i = \begin{cases} 0, & i \in \mathcal{F} \\ \arg \max_u P_{U_i | \mathbf{U}_{\llbracket i-1 \rrbracket}, \mathbf{Y}}(u | \hat{\mathbf{u}}_{\llbracket i-1 \rrbracket}, \mathbf{y}), & i \in \mathcal{R}. \end{cases} \quad (6)$$

Polar coding extends straightforwardly to multilevel codes [14]. By exploiting conceptual similarities of multistage decoding (MSD) and SC decoding, one can analyze the resulting code as one polar code.

2) *Successive Cancellation List Decoding*: The special structure of SC decoding for polar codes allows for an efficient extension to list decoding [12]. The SCL decoder successively computes  $P_{U_i | \mathbf{U}_{\llbracket i-1 \rrbracket}, \mathbf{Y}}$  identically to the SC decoder. Instead of deciding for the most likely  $\hat{u}_i$  every time, a list of possible candidates  $\hat{\mathbf{u}}_{\llbracket i-1 \rrbracket}^{(\ell)}$ ,  $\ell \in \llbracket L \rrbracket$ , with list size  $L$  is maintained. At each information position  $i \in \mathcal{R}$ , the decoder extends every partial candidate  $\hat{\mathbf{u}}_{\llbracket i-1 \rrbracket}^{(\ell)}$  with both  $\hat{u}_i = 0$  and  $\hat{u}_i = 1$  and collects the resulting  $\hat{\mathbf{u}}_{\llbracket i \rrbracket}$  in the list. These candidates are each

assigned a path metric which tracks their respective likelihood. When the number of partial candidates exceeds  $L$ , only the  $L$  most likely paths are kept.

After the decoder visited all positions  $i \in \llbracket N \rrbracket$  it outputs a list of  $L$  code word candidates of which the most likely candidate is chosen as the final estimate. This can be combined with an additional outer CRC error detection code. Then, the decoder chooses as final estimate the most likely candidate which satisfies the CRC parity checks. With a proper choice of CRC code, the error correction performance of polar codes under SCL decoding can be significantly improved [12].

### III. POLAR-CODED PROBABILISTIC SHAPING

For this, one considers polarization of both the probabilities  $P_{X|Y}$  and  $P_X$ , i.e., one analyzes the entropies  $\mathbb{H}(U_i | \mathbf{U}_{\llbracket i-1 \rrbracket}, \mathbf{Y})$  and  $\mathbb{H}(U_i | \mathbf{U}_{\llbracket i-1 \rrbracket})$  for general  $P_{XY} = P_X P_{Y|X}$ . Note that  $\mathbb{H}(U_i | \mathbf{U}_{\llbracket i-1 \rrbracket}, \mathbf{Y}) \leq \mathbb{H}(U_i | \mathbf{U}_{\llbracket i-1 \rrbracket})$ . It can be shown that the positions  $i \in \llbracket N \rrbracket$  of  $\mathbf{u}$  polarize into three sets [9]

$$\lim_{N \rightarrow \infty} \frac{1}{N} |\mathcal{H}_{U|Y}| = \mathbb{H}(X|Y) \quad (7)$$

$$\lim_{N \rightarrow \infty} \frac{1}{N} |\mathcal{L}_{U|Y} \cap \mathcal{H}_U| = \mathbb{I}(X; Y) \quad (8)$$

$$\lim_{N \rightarrow \infty} \frac{1}{N} |\mathcal{L}_U| = 1 - \mathbb{H}(X), \quad (9)$$

where  $\mathcal{H}_U$  and  $\mathcal{L}_U$  are defined similarly to  $\mathcal{H}_{U|Y}$  and  $\mathcal{L}_{U|Y}$ , respectively, but where we drop the conditioning on  $\mathbf{Y}$ . For  $\mathbb{H}(U_i | \mathbf{U}_{\llbracket i-1 \rrbracket}) \approx 1$ , the position  $u_i$  can hold one bit of information given the previous bits  $\mathbf{u}_{\llbracket i-1 \rrbracket}$  and the distribution  $P_X$ . For  $\mathbb{H}(U_i | \mathbf{U}_{\llbracket i-1 \rrbracket}) \approx 0$ ,  $u_i$  almost becomes a deterministic function of the previous bits in order to attain  $P_X$  after polar-transforming the resulting  $\mathbf{u}$ .

To use this for coding, one partitions the indices into  $\mathcal{F}$ ,  $\mathcal{I}$  and  $\mathcal{D}$  taking the role of  $\mathcal{H}_{U|Y}$ ,  $\mathcal{L}_{U|Y} \cap \mathcal{H}_U$ , and  $\mathcal{L}_U$ , respectively. The bits in  $\mathcal{F}$  are again the ones with  $\mathbb{H}(U_i | \mathbf{U}_{\llbracket i-1 \rrbracket}, \mathbf{Y}) \approx 1$ . The ones in  $\mathcal{D}$  are the positions with  $\mathbb{H}(U_i | \mathbf{U}_{\llbracket i-1 \rrbracket}) \approx 0$ . The remaining positions in  $\mathcal{I}$  have  $\mathbb{H}(U_i | \mathbf{U}_{\llbracket i-1 \rrbracket}, \mathbf{Y}) \approx 0$  and  $\mathbb{H}(U_i | \mathbf{U}_{\llbracket i-1 \rrbracket}) \approx 1$ .

By construction, the bits in  $\mathcal{F}$  cannot be reliably recovered at the decoder and are frozen to 0. The probabilities  $P_{U_i | \mathbf{U}_{\llbracket i-1 \rrbracket}}(\cdot | \mathbf{u}_{\llbracket i-1 \rrbracket})$ ,  $i \in \mathcal{D}$ , are very close to either zero or one, making  $u_i$  almost a deterministic function of  $\mathbf{u}_{\llbracket i-1 \rrbracket}$ . This allows the encoder to choose those bits in a deterministic and successive manner as [22], [23]

$$u_i = \arg \max_u P_{U_i | \mathbf{U}_{\llbracket i-1 \rrbracket}}(u | \mathbf{u}_{\llbracket i-1 \rrbracket}) \quad (10)$$

which is efficiently performed by running an SC decoder decodes the target distribution  $P_X^N$  instead of the posterior probability  $P_{X|Y}^N(\cdot | \mathbf{y})$ . Finally, the bits in  $\mathcal{I}$  can be arbitrarily chosen at the encoder and reliably decoded from  $\mathbf{y}$  and are thus used to transmit the data.

This effectively constructs a generally non-linear subcode of the underlying linear polar code  $\mathcal{PC}(\mathcal{F})$ . The code consists of the code words  $\mathbf{x}(\mathbf{d})$  that the encoder outputs for each possible data vector  $\mathbf{d}$ . The effective code is a proper subcode, i.e., there

exist sequences  $\mathbf{x} \in \mathcal{PC}(\mathcal{F})$  which are not generated by the HY encoder.

Analogously to decoding, the finite-length performance of the scheme can be improved by employing SCL-based encoding. In this case, the path metric is updated according to  $P_{U_i|U_{[i-1]}}$  and the code word candidate  $\mathbf{x}$  with highest  $P_{\mathbf{X}}(\mathbf{x})$  is chosen at the end. As with the SC encoder, the code word  $\mathbf{x}$  is a deterministic function of the data and the target distribution  $P_{\mathbf{X}}$  also under SCL encoding. Note that the effective code book depends on the encoder and different list sizes may lead to different code books.

As HY codes are subcodes of  $\mathcal{PC}(\mathcal{F})$ , they can be decoded straightforwardly by using off-the-shelf decoders for linear polar codes. For this, one sets  $\mathcal{R} = \mathcal{I} \cup \mathcal{D}$  in (6). As both index sets have  $\mathbb{H}(U_i|U_{[i-1]}, \mathbf{Y}) \approx 0$ , the positions can be decoded correctly with high probability via SC or SCL decoding from the channel observation  $\mathbf{y}$  and estimates of the previous bits  $\hat{\mathbf{u}}_{[i-1]}$ . After the bits  $\hat{\mathbf{u}}_{\mathcal{R}}$  have been decoded, one discards the DM bits  $\hat{\mathbf{u}}_{\mathcal{D}}$  and outputs  $\hat{\mathbf{u}}_{\mathcal{I}}$  as final decision on the data bits. The above code construction as well as its polarization analysis extend readily to multilevel coding [6].

#### IV. PROPOSED DECODER MODIFICATIONS

This section describes a list decoder for HY codes that exploits the deterministic nature of the encoder rather than merely discarding the bits  $\hat{\mathbf{u}}_{\mathcal{D}}$ . We present two modifications, depending on whether the encoder uses SC or SCL procedures. Both modifications improve the error rates by ensuring that the decoder estimate  $\hat{\mathbf{u}}$  corresponds to a valid code word  $\hat{\mathbf{x}}$ .

##### A. Modified Decoding for SC Encoding

SC encoding chooses bit  $u_i$ ,  $i \in \mathcal{D}$ , as a deterministic function of the previous bits  $\mathbf{u}_{[i-1]}$ . The positions in  $\mathcal{D}$  can thus be treated as non-linear dynamic frozen bits [24]. An SC decoder can readily check the validity of a partial candidate  $\hat{\mathbf{u}}_{[i]}$  and correct invalid decisions. Under list decoding, the decoder can reorder its candidate SC paths using the dynamic frozen bit and continue decoding.

The implementation is as follows. The standard SCL decoder [12] has data structures to store soft information for each polarization stage and to store the already decided bits. To compute the dynamic frozen bits, all data structures storing soft information are duplicated so that one has one set of structures for  $P_{U_i|U_{[i-1]}}$  and another set for  $P_{U_i|U_{[i-1]}, \mathbf{Y}}$ . The data structures used to recursively compute  $P_{U_i|U_{[i-1]}, \mathbf{Y}}$  hold values computed from  $P_{X|Y}^N(\cdot|\mathbf{y})$ . Similarly, the data structures for  $P_{U_i|U_{[i-1]}}$  hold values computed from  $P_X^N$ . With this, the same probability calculations are performed on each set of data structures. Similar to standard dynamic frozen bits, the DM bits are then chosen deterministically as  $\hat{u}_i = \arg \max_u P_{U_i|U_{[i-1]}}(u|\hat{\mathbf{u}}_{[i-1]})$  and the path metric is updated based on  $P_{U_i|U_{[i-1]}, \mathbf{Y}}(u_i|\hat{\mathbf{u}}_{[i-1]}, \mathbf{y})$ .

The modified decoder does not alter the computational complexity  $\mathcal{O}(L_{\text{dec}} \cdot N \log N)$  of the SCL decoder with list size  $L_{\text{dec}}$ . Although the number of soft information calculations is

doubled, the list sorting step, which usually dominates the computational effort, is left untouched.

##### B. Modified Decoding for SCL Encoding

The bits  $u_i$ ,  $i \in \mathcal{D}$ , may also depend on “future” bits if the transmitter employs list encoding. These bits can thus not be treated as dynamic frozen bits. Instead, we remove invalid candidates in a final step after completing standard SCL decoding and after checking the CRC. To check if a list candidate is a valid code word of the HY subcode, we extract the estimated  $\hat{\mathbf{u}}_{\mathcal{I}}$  and re-encode these with the same encoder as the one at the transmitter. If the re-encoded code word differs from the decoded candidate, the candidate is removed from the list. The candidate code words can be checked in parallel. Re-encoding one candidate with list size  $L_{\text{enc}}$  has a computational complexity of  $\mathcal{O}(L_{\text{enc}} \cdot N \log N)$ . The computational complexity of parallel validity checking under SCL decoding with list size  $L_{\text{dec}}$  is thus  $\mathcal{O}((L_{\text{dec}} + L_{\text{enc}} L_{\text{dec}}) \cdot N \log N)$ .

To ease memory requirements, the re-encoding can be performed sequentially. For this, the list of code word candidates is sorted. The decoder checks the candidates in order from most likely to least likely, chooses the first valid one, and stops decoding. The decoding logic and large parts of the same memory can be reused for re-encoding. This results in the following algorithm.

- 1) Perform SCL decoding of  $\mathbf{y}$  yielding a list of  $L_{\text{dec}}$  candidates  $\hat{\mathbf{x}}^{(\ell)} = \hat{\mathbf{u}}^{(\ell)} \mathbf{G}_N$ ,  $\ell \in [L_{\text{dec}}]$ .
- 2) For each  $\ell \in [L_{\text{dec}}]$  sorted by path metric,
  - a) check CRC for validity and proceed to next candidate if invalid,
  - b) extract data estimate  $\hat{\mathbf{u}}_{\mathcal{I}}^{(\ell)}$  and re-encode to  $\mathbf{x}(\hat{\mathbf{u}}_{\mathcal{I}}^{(\ell)})$ ,
  - c) if  $\hat{\mathbf{x}}^{(\ell)}$  and  $\mathbf{x}(\hat{\mathbf{u}}_{\mathcal{I}}^{(\ell)})$  are equal, return candidate  $\ell$  as decoder estimate.

Compared to parallel re-encoding the computational overhead is improved for two reasons: First, re-encoding more than one candidate is only necessary if the unmodified SCL decoding would output an incorrect decision. This is because the transmitted code word is always a valid HY code word. The average number of re-encodings therefore reduces with  $\text{FER}_{\text{SCL}}$ . Second, even if the first candidate is not valid, the transmitted code word will with high probability be among the most likely candidates so that only very rarely all candidates need to be re-encoded. The average number of  $\mathcal{O}(N \log N)$ -complexity SC passes is  $L_{\text{dec}}$  for SCL decoding plus

$$L_{\text{enc}} \cdot (1 - \text{FER}_{\text{SCL}}) + \mathbb{E}[\Lambda] \cdot L_{\text{enc}} \cdot \text{FER}_{\text{SCL}} \quad (11)$$

for re-encoding the candidates, where number of re-encodings conditioned on the event that the SCL decoder fails. Thus, for small FERs the modification incurs almost no overhead in asymptotic growth of complexity. Furthermore, numerical simulations will show that  $\Lambda$  is significantly smaller than  $L_{\text{dec}}$  in many cases.

## V. NUMERICAL RESULTS

### A. System Model

To evaluate the performance of our decoder, we perform Monte Carlo (MC) simulations of an end-to-end MLHY system. We now denote with  $\mathbf{X}$  a code word of the MLHY code, i.e., a modulated code word. We consider binary uniform independent and identically distributed (i.i.d.) input data and encode it to of amplitude-shift keying (ASK) pulse-amplitude modulation (PAM) symbols. The corresponding modulation alphabets of cardinality  $M = 8$  and  $M = 4$  are

$$\mathcal{X}_{8\text{-ASK}} = \{\pm 7, \pm 5, \pm 3, \pm 1\}, \quad \mathcal{X}_{4\text{-PAM}} = \{0, 1, 2, 3\},$$

respectively. For both cases, we choose  $P_X(x) \propto \exp(-\nu|x|^2)$  with parameter  $\nu$  and use set-partitioning labelling [25]. The code words are transmitted over a additive white Gaussian noise (AWGN) channel

$$Y = X + N \quad (12)$$

with Gaussian noise  $N$ . We define the signal-to-noise ratio (SNR) as  $\frac{\mathbb{E}[|X|^2]}{\mathbb{E}[|N|^2]}$ . The SNR and the effective channel input distribution  $P_X$  are known at the decoder.

### B. Code Construction

We construct codes as described in [6, Sec. IV.]. Given the design parameters  $K$  and  $N_{\text{DM}}$ , we choose the  $N_{\text{DM}}$  positions with smallest  $\mathbb{H}(U_i|\mathbf{U}_{[i-1]})$  as elements of  $\mathcal{D}$ . The positions in  $\mathcal{I}$  are then the  $K$  channels with smallest  $\mathbb{H}(U_i|\mathbf{U}_{[i-1]}, \mathbf{Y})$  among the remaining indices. The bits  $u_{\mathcal{I}}$  may also include a CRC checksum of length  $p$ , which All other indices become elements of  $\mathcal{F}$ . The resulting code has rate  $R = \frac{K-p}{N}$ .

we introduce two more design parameters to specify the entropies  $\mathbb{H}(U_i|\mathbf{U}_{[i-1]})$  and  $\mathbb{H}(U_i|\mathbf{U}_{[i-1]}, \mathbf{Y})$ . The first is the design signal-to-noise ratio (dSNR) that determines the noise variance for estimating  $\mathbb{H}(U_i|\mathbf{U}_{[i-1]}, \mathbf{Y})$ . The second is a parameter  $\kappa$  for code optimization and to choose the rate-optimal  $P_X^*$  at  $\kappa \cdot \text{dSNR}$  as the channel input distribution for which we estimate  $\mathbb{H}(U_i|\mathbf{U}_{[i-1]})$ . parameters can improve the performance for finite length shaping.

The entropies are easily estimated via MC simulation for block lengths up to several thousand bits as follows. First,  $\mathbb{H}(U_i|\mathbf{U}_{[i-1]})$  is estimated for  $P_X^*$  using a SC decoder [6]. After choosing the  $N_{\text{DM}}$  positions for  $\mathcal{D}$ , the effective channel input distribution  $P_X$  is measured and then used to estimate the reliabilities  $\mathbb{H}(U_i|\mathbf{U}_{[i-1]}, \mathbf{Y})$  from samples of an AWGN channel with the dSNR. Instead of using MC integration, one can also estimate the entropies via density evolution [26] or a binary erasure channel (BEC) approximation [27].

### C. Frame Error Rates

Fig. 1 shows the FERs of MLHY coding under various encoder and decoder configurations for 4-PAM. First, we focus on the proposed dynamic frozen bit modified decoder for SC encoding ( $\text{---}\square\text{---}$ ). The error performance improves over standard SCL decoding ( $\text{---}\circ\text{---}$ ) and almost approaches the performance of SCL encoding with a standard decoder ( $\text{---}\bullet\text{---}$ )

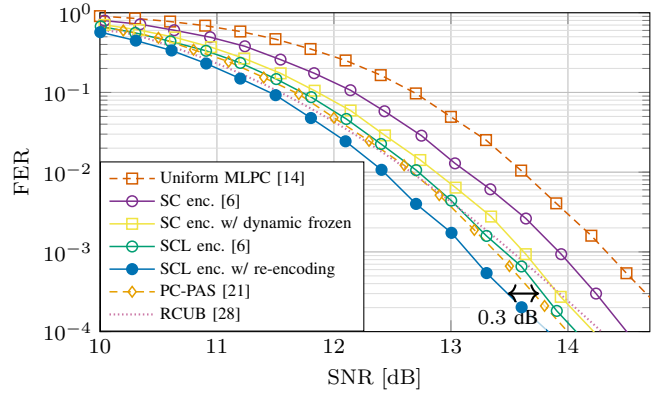


Fig. 1. Performance of MLHY coding under modified and standard decoding compared to PC-PAS, uniform MLPC, and the RCUB, with a 4-PAM constellation,  $N = 64$ , at a  $R = 1.25$  bpcu, shaped dSNR = 18.1 dB,  $\kappa = -0.9$  dB,  $N_{\text{DM}} = 24$ , and uniform dSNR = 19.25 dB. The MLHY and MLPC codes do not use an outer CRC, PC-PAS a 3-bit CRC. For PC-PAS, dSNR = 14.5 dB and  $\kappa = -3.9$  dB.

[6]. Thus, the modified decoding can be used to shift computational complexity from the transmitter to the receiver in system design. Employing SCL encoding at the transmitter and re-encoding at the receiver ( $\text{---}\bullet\text{---}$ ) further improves the FER. For both, SC and SCL encoding, the additional validity checking yields gains of approximately 0.3 dB over standard SCL decoding. Furthermore, candidate re-encoding allows MLHY coding to perform better than PC-PAS with the CCDM type-check. Our system surpasses the random coding union bound (RCUB) ( $\text{---}\bullet\text{---}$ ) [28] by 0.45 dB.

Fig. 2 depicts the performance for 8-ASK. In this scenario, the gains from checking code word candidate validity are smaller. Re-encoding at the receiver ( $\text{---}\bullet\text{---}$ ) still gains approximately 0.1 dB over standard SCL decoding. The gain for SC encoding and checking via dynamic frozen bits is slightly smaller. We also compare our algorithm to trellis-coded modulation probabilistic amplitude shaping (TCM-PAS) ( $\text{---}$ ) [29], which achieves better performance for short block lengths at the expense of larger but adaptive list sizes. While their scheme performs even further beyond the RCUB, it is restricted to symmetric constellations due to the PAS architecture.

The decoding gains from checking the validity of code word candidates seem to decrease with increasing block length. For large block lengths, the bit channel polarization is stronger and there are fewer weakly polarized bit channels that introduce erroneous paths at a standard SCL decoder.

### D. Computational Overhead

We analyze the computational overhead for received sequences which standard SCL decoding would fail, i.e., the term in (11). A worst case analysis showed that it is possible that all but the last  $L_{\text{dec}} - 1$  candidates have to be re-encoded. Fig. 3 shows the empirical distribution of  $\Lambda$  for cases discussed in the previous section. We observe that on average, the number of re-encodings is smaller than its maximum  $L_{\text{dec}}$ . In fact, here most of the probability mass concentrates around  $\Lambda < 5$ . From our simulations, the peak at  $\Lambda = 32$  corresponds

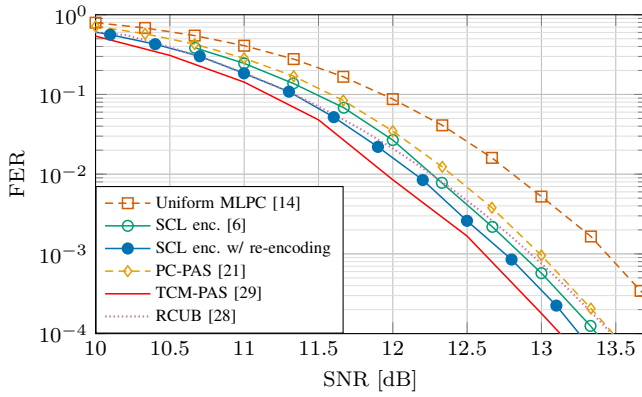


Fig. 2. Performance of MLHY coding under modified and standard decoding compared to PC-PAS, TCM-PAS, uniform MLPC, and the RCUB, with an 8-ASK constellation,  $N = 64$ , at a  $R = 1.75$  bpcu, shaped dSNR = 13 dB,  $\kappa = -1$  dB,  $N_{DM} = 23$ , and uniform dSNR = 13 dB. The MLHY and MLPC codes use an outer 7-bit CRC, the codes for modified decoding a 5-bit CRC, and PC-PAS a 4-bit CRC together with a type check. For PC-PAS, dSNR = 8 dB and  $\kappa = -0.6$  dB.

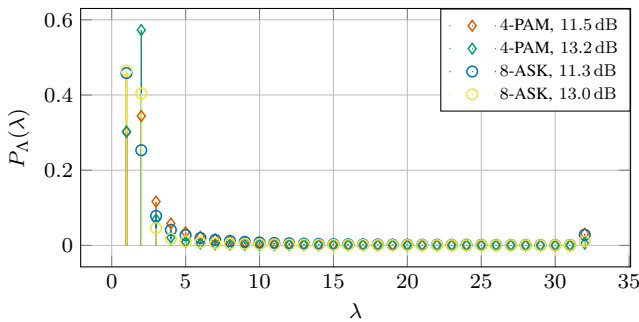


Fig. 3. Empirical distribution of  $\Lambda$  at different SNR.

to the cases where there was no valid candidate code word in the list.

## VI. CONCLUSIONS

SCL decoder modifications for polar-coded shaping were presented that provide coding gains of up to 0.3 dB at short block lengths. The modifications work with any HY-based code.

## ACKNOWLEDGMENT

The authors wish to thank Gerhard Kramer for suggestions.

## REFERENCES

- [1] R. G. Gallager, *Information theory and reliable communication*. New York, NY: Wiley, 1968.
- [2] G. D. Forney, Jr., "Trellis shaping," *IEEE Trans. Inf. Theory*, vol. 38, no. 2, pp. 281–300, Mar. 1992.
- [3] G. Böcherer, F. Steiner, and P. Schulte, "Bandwidth efficient and rate-matched low-density parity-check coded modulation," *IEEE Trans. Commun.*, vol. 63, no. 12, pp. 4651–4665, Oct. 2015.
- [4] Y. C. Gültekin, T. Fehenberger, A. Alvarado, and F. M. J. Willems, "Probabilistic shaping for finite blocklengths: Distribution matching and sphere shaping," *Entropy*, vol. 22, no. 5, p. 581, Apr. 2020.
- [5] O. İşcan, R. Böhnke, and W. Xu, "Shaped polar codes for higher order modulation," *IEEE Commun. Lett.*, vol. 22, no. 2, pp. 252–255, 2018.

- [6] C. Runge, T. Wiegart, D. Lentner, and T. Prinz, "Multilevel binary polar-coded modulation achieving the capacity of asymmetric channels," in *Proc. IEEE Int. Symp. Inf. Theory (ISIT)*, Espoo, Finland, Jun. 2022, pp. 2595–2600.
- [7] N. Stolte, "Rekursive codes mit der Plotkin-konstruktion und ihre decodierung," Ph.D. Thesis, Technische Universität Darmstadt, Jan. 2002.
- [8] E. Arkan, "Channel polarization: A method for constructing capacity-achieving codes for symmetric binary-input memoryless channels," *IEEE Trans. Inf. Theory*, vol. 55, no. 7, pp. 3051–3073, Jun. 2009.
- [9] J. Honda and H. Yamamoto, "Polar coding without alphabet extension for asymmetric models," *IEEE Trans. Inf. Theory*, vol. 59, no. 12, pp. 7829–7838, Sep. 2013.
- [10] S. B. Korada and R. L. Urbanke, "Polar codes are optimal for lossy source coding," *IEEE Trans. Inf. Theory*, vol. 56, no. 4, pp. 1751–1768, Mar. 2010.
- [11] P. Schulte and G. Böcherer, "Constant composition distribution matching," *IEEE Trans. Inf. Theory*, vol. 62, no. 1, pp. 430–434, Nov. 2015.
- [12] I. Tal and A. Vardy, "List decoding of polar codes," *IEEE Trans. Inf. Theory*, vol. 61, no. 5, pp. 2213–2226, Mar. 2015.
- [13] H. Imai and S. Hirakawa, "A new multilevel coding method using error-correcting codes," *IEEE Trans. Inf. Theory*, vol. 23, no. 3, pp. 371–377, May 1977.
- [14] M. Seidl, A. Schenk, C. Stierstorfer, and J. B. Huber, "Polar-coded modulation," *IEEE Trans. Commun.*, vol. 61, no. 10, pp. 4108–4119, Sep. 2013.
- [15] E. Şaçoğlu, E. Telatar, and E. Arkan, "Polarization for arbitrary discrete memoryless channels," in *Proc. IEEE Inf. Theory Workshop (ITW)*, Taormina, Italy, Oct. 2009, pp. 144–148.
- [16] W. Park and A. Barg, "Polar codes for q-ary channels,  $q = 2^r$ ," *IEEE Trans. Inf. Theory*, vol. 59, no. 2, pp. 955–969, Feb. 2013.
- [17] R. Wang, J. Honda, H. Yamamoto, R. Liu, and Y. Hou, "Construction of polar codes for channels with memory," in *Proc. IEEE Inf. Theory Workshop (ITW)*, Jeju, South Korea, Oct. 2015, pp. 187–191.
- [18] B. Shuval and I. Tal, "Fast polarization for processes with memory," *IEEE Trans. Inf. Theory*, vol. 65, no. 4, pp. 2004–2020, Apr. 2019.
- [19] E. Şaçoğlu and I. Tal, "Polar coding for processes with memory," *IEEE Trans. Inf. Theory*, vol. 65, no. 4, pp. 1994–2003, Apr. 2019.
- [20] T. Wiegart, F. Steiner, P. Schulte, and P. Yuan, "Shaped on-off keying using polar codes," *IEEE Commun. Lett.*, vol. 23, no. 11, pp. 1922–1926, Jul. 2019.
- [21] T. Prinz, P. Yuan, G. Böcherer, F. Steiner, O. İşcan, R. Böhnke, and W. Xu, "Polar coded probabilistic amplitude shaping for short packets," in *Proc. IEEE Int. Workshop Signal Process. Advances Wireless Commun. (SPAWC)*, Sapporo, Japan, Jul. 2017, pp. 1–5.
- [22] R. A. Chou and M. R. Bloch, "Using deterministic decisions for low-entropy bits in the encoding and decoding of polar codes," in *Proc. Allerton Conf. Commun., Contr., Comput.*, Monticello, IL, Oct. 2015, pp. 1380–1385.
- [23] M. Mondelli, S. H. Hassani, and R. L. Urbanke, "How to achieve the capacity of asymmetric channels," *IEEE Trans. Inf. Theory*, vol. 64, no. 5, pp. 3371–3393, Jan. 2018.
- [24] P. Trifonov and V. Miloslavskaya, "Polar codes with dynamic frozen symbols and their decoding by directed search," in *Proc. IEEE Inf. Theory Workshop (ITW)*, Seville, Spain, Sep. 2013, pp. 1–5.
- [25] U. Wachsmann, R. F. Fischer, and J. B. Huber, "Multilevel codes: theoretical concepts and practical design rules," *IEEE Trans. Inf. Theory*, vol. 45, no. 5, pp. 1361–1391, Jul. 1999.
- [26] P. Trifonov, "Design of multilevel polar codes with shaping," in *Proc. IEEE Int. Symp. Inf. Theory (ISIT)*, Espoo, Finland, Jun. 2022, pp. 2160–2165.
- [27] B. Wu, K. Niu, and J. Dai, "Conditional entropy-based construction of multilevel polar-coded modulation with probabilistic shaping," *IEEE Commun. Lett.*, accepted for publication.
- [28] Y. Polyanskiy, H. V. Poor, and S. Verdú, "Channel coding rate in the finite blocklength regime," *IEEE Trans. Inf. Theory*, vol. 56, no. 5, pp. 2307–2359, Apr. 2010.
- [29] L. Wang, D. Song, F. Arecas, T. Wiegart, and R. D. Wesel, "Probabilistic shaping for trellis-coded modulation with CRC-aided list decoding," *IEEE Trans. Commun.*, vol. 71, no. 3, pp. 1271–1283, Mar. 2023.