

MODULI OF WEIGHTED STABLE MARKED CUBIC SURFACES

NOLAN SCHOCK

ABSTRACT. Let $Y(E_n)$ denote the moduli space of pairs (S, B) where S is a del Pezzo surface of degree $9 - n$ and B is the labeled (marked) sum of its finitely many lines. When $n = 6$, $Y(E_6)$ is the classical moduli space of marked cubic surfaces dating back to the nineteenth century. We describe the compactifications of $Y(E_5)$ and $Y(E_6)$ by Kollár–Shepherd-Barron–Alexeev (KSBA) weighted stable pairs (S, cB) . There is a finite wall-and-chamber decomposition of the weight domain $(\frac{9-n}{N}, 1]$, and we explicitly identify this decomposition, as well as describe in detail the weighted stable pairs parameterized by the moduli spaces in each chamber. This generalizes the work of Hacking, Keel, and Tevelev [HKT09] constructing the moduli space and its universal family in the weight 1 case, and in particular yields a complete description of the fibers of this family.

CONTENTS

1. Introduction	1
2. Compactifications of the moduli space of marked del Pezzo surfaces	5
3. The morphism $\pi : \bar{Y}(E_7) \rightarrow \bar{Y}(E_6)$ and its flattening	8
4. Fibers of $\tilde{\pi} : \tilde{Y}(E_7) \rightarrow \tilde{Y}(E_6)$	10
5. Eckardt points	16
6. Moduli of weighted stable marked cubic surfaces	21
7. Proof of Theorem 6.5	63
Appendix A. Bottom-up wall crossing	65
Appendix B. Weighted stable marked del Pezzo surfaces of degree 4	68
Appendix C. Root combinatorics of the universal family $\tilde{Y}(E_7) \rightarrow \tilde{Y}(E_6)$	72
References	90

1. INTRODUCTION

A marking of a del Pezzo surface S of degree $9 - n$ induces a labeling B_1, \dots, B_N of its (finitely many) lines, leading one to consider the moduli space $Y(E_n)$ of marked del Pezzo surfaces of degree $9 - n$ as the moduli space of pairs $(S, B = B_1 + \dots + B_N)$. The space $Y(E_n)$ is one of the most classical moduli spaces in algebraic, essentially originating in the case of cubic surfaces (i.e., del Pezzo surfaces of degree 3) in the nineteenth century work of Cayley and Salmon [Cay09]. There is a natural action of the Weyl group $W(E_n)$ of the root system E_n on $Y(E_n)$, given by permuting the marking, and the geometry of del Pezzo surfaces of degree $9 - n$ and of the moduli space $Y(E_n)$ and its compactifications is intimately connected with the combinatorics of the E_n root system, see [DP80, Man86]. Compactifications of $Y(E_n)$ and related spaces have seen significant interest from numerous perspectives, see [ACT02, CGHL22, CvL09, GKS21, HKT14, HKT09, HL00, Nar82, NS80, OSS16, RSS16, RSS14, Sch24, Sek94, Sek00, Zha23] for a (non-exhaustive) list of examples.

In this paper we study the most natural compactifications of $Y(E_n)$ from the perspective of modern moduli theory, namely, compactifications via moduli of Kollár–Shepherd-Barron–Alexeev (KSBA) (weighted) stable pairs [Kol23], generalizing the moduli space of (weighted) stable curves [DM69, Has03]. In particular, recent work of Ascher, Bejleri, Inchiostro, and Patakfalvi [ABIP23], as well as Meng and Zhuang [MZ23] shows that, in suitably nice situations, moduli of weighted stable pairs admit a finite rational polyhedral wall-and-chamber decomposition of their weight domains, such that the moduli spaces for weights in the same

2020 *Mathematics Subject Classification*. Primary 14J10; Secondary 14J26, 14J45 14D22.

Key words and phrases. moduli space, stable pair, wall crossing, del Pezzo surface, cubic surface, root system.

chamber are isomorphic, and there are birational wall-crossing maps between the moduli spaces in different chambers. This generalizes Hassett’s analogous results in the case of curves [Has03]. Some examples of wall and chamber decompositions for KSBA stable pairs include [Ale15, AB22]. In this paper we contribute two additional examples, by completely describing the wall and chamber decompositions for del Pezzo surfaces of degrees 3 and 4 with constant weight vector.

More precisely, assume $5 \leq n \leq 8$, so that $Y(E_n)$ is a nontrivial moduli space, and let $c \in (\frac{9-n}{N}, 1]$. Then $K_S + cB$ is ample for a smooth marked del Pezzo surface (S, B) , and the moduli space $Y_c^n \subset Y(E_n)$ parameterizing smooth marked del Pezzo surfaces (S, cB) with log canonical singularities admits a natural compactification \overline{Y}_c^n by taking the (normalization of the) closure of Y_c^n in the aforementioned moduli space of KSBA weighted stable pairs. There are finitely many walls $t_i \in (\frac{9-n}{N}, 1]$, dividing this interval into locally closed chambers $(t_{i-1}, t_i]$ such that the moduli space and its universal family is the same for any weight in a given chamber (cf. [ABIP23, MZ23]). We therefore write $\overline{Y}_{(t_{i-1}, t_i]}^n$ for the moduli space of c -weighted stable marked del Pezzo surfaces of degree $9-n$, for any $c \in (t_{i-1}, t_i]$. The main result of this paper is the following theorem, completely describing the wall and chamber decomposition of the weight domain $(\frac{9-n}{N}, 1]$, in the case of cubic surfaces ($n = 6$).

Theorem 1.1 (Theorem 6.5). *The weight domain $(\frac{1}{9}, 1]$ for the moduli space of weighted stable marked cubic surfaces (S, cB) admits precisely five walls, at $c = 1/6, 1/4, 1/3, 1/2$, and $2/3$, inducing birational morphisms of moduli spaces*

$$\overline{Y}_{(1/9, 1/6]}^6 \leftarrow \overline{Y}_{(1/6, 1/4]}^6 \leftarrow \overline{Y}_{(1/4, 1/3]}^6 \leftarrow \overline{Y}_{(1/3, 1/2]}^6 \leftarrow \overline{Y}_{(1/2, 2/3]}^6 \leftarrow \overline{Y}_{(2/3, 1]}^6,$$

where each morphism is an isomorphism except for $\overline{Y}_{(1/6, 1/4]}^6 \leftarrow \overline{Y}_{(1/4, 1/3]}^6$, which is an explicit birational morphism described in Proposition 3.3. The weighted stable marked cubic surfaces parameterized by each moduli space are described in detail in Section 6.

In an appendix (Appendix B), we describe the analogous result for the case of weighted stable marked del Pezzo surfaces of degree 4 ($n = 5$).

Theorem 1.2 (Theorem B.3). *The weight domain $(\frac{1}{4}, 1]$ for the moduli space weighted stable marked del Pezzo surfaces of degree 4, (S, cB) , admits precisely one wall, at $c = 1/2$, inducing an isomorphism of moduli spaces*

$$\overline{Y}_{(1/4, 1/2]}^5 \leftarrow \overline{Y}_{(1/2, 1]}^5.$$

The weighted stable marked del Pezzo surfaces described by each moduli space are described in detail in Appendix B.

As we show, the weighted stable surfaces for higher weights can be extremely complicated—one of the simplest singular surfaces parameterized by the moduli space of weight 1 stable marked cubic surfaces consists of 8 irreducible components (see Fig. 4 and Table 14); the most complicated surface parameterized by this space has a total 78 irreducible components (see Fig. 44 and Table 36). The most significant contribution of this paper is an explicit description of these weighted stable surfaces for any admissible weights, which in particular explains how these very complicated surfaces for higher weights arise as stable replacements of much more reasonable surfaces for smaller weights.

In particular, we note that the moduli spaces \overline{Y}_c^n , $n = 5, 6$, have previously been considered in the maximal weight case $c = 1$, as well as (in the case of cubic surfaces) the minimal weight case $c = 1/9 + \epsilon$ [HKT09, GKS21].

- In [HKT09], Hacking, Keel, and Tevelev explicitly construct the stable pair compactification \overline{Y}_1^n of Y_1^n for $n = 5, 6$, as well as its universal family, using tropical geometry and combinatorics of the E_n root systems; however, they do not go so far as to actually describe the fibers of this universal family. Actually computing these fibers in the case of cubic surfaces ($n = 6$) is the most technically challenging part of the present article, see Sections 4 and 5 and Appendix C. The fibers for the case of del Pezzo surfaces of degree 4 ($n = 5$) were previously computed by Hassett, Kresch, and Tschinkel [HKT14, Section 7]; we reproduce their results in Appendix B.2.
- In [GKS21, Theorem 1.5], Gallardo, Kerr, and Schaffler describe the stable pair compactification $\overline{Y}_{1/9+\epsilon}^6$ of $Y_{1/9+\epsilon}^6$, including an explicit description of the surfaces it parameterizes. In contrast to the case of weight 1, these surfaces are simple to describe—they are either cubic surfaces with A_1

singularities, or transversal unions of three planes (with certain configurations of 27 not necessarily distinct lines) [GKS21, Table 1]. Our explicit description of the wall crossings as one varies $c \in (\frac{1}{9}, 1]$ make it clear how one obtains the more complicated surfaces appearing for higher weights as stable replacements of these surfaces for the minimal weight.

In fact, the minimal weight moduli space and its universal family were already constructed very explicitly by Naruki in the 1980s [Nar82], building on ideas dating back to Cayley [Cay09] and Coble [Cob68]. Naruki's work predates the notion of KSBA weighted stable pairs. Naruki's compactification and its generalizations to del Pezzo surfaces of other degrees (cf. [Sek00]) also play a fundamental role in the work of Hacking, Keel, and Tevelev studying the weight 1 case [HKT09].

Remark 1.3. Naruki's compactification (i.e., $\overline{Y}_{1/9+\epsilon}^6$) is closely related to the familiar Geometric Invariant Theory (GIT) compactification of the moduli space of cubic surfaces. Namely, let $\overline{M}(E_6)$ denote the natural $W(E_6)$ -cover of this GIT moduli space obtained by fixing a marking on the cubic surfaces; then $\overline{M}(E_6)$ has 40 singular points parameterizing different markings of the unique GIT polystable cubic surface $\{w^3 = xyz\} \subset \mathbb{P}^3$ with three A_2 singularities, and Naruki's compactification is obtained by blowing up these singular points, and replacing these GIT polystable marked cubic surfaces with the transversal unions of three planes as mentioned above [Nar82, GKS21]. (See also [ACT02, CGHL22], where Hodge-theoretic interpretations of these compactifications are considered.)

Remark 1.4. Wall crossings for moduli of weighted marked del Pezzo surfaces have also been considered for the analogous K -moduli space, obtained when one takes $c \in (0, \frac{9-n}{N})$, so that the pairs (S, cB) are log Fano [Zha23]. Namely, in [Zha23], Zhao shows that there are no walls on the K -moduli side for $n = 5, 6, 7$; furthermore, the moduli spaces on this side are explicitly described in [OSS16]. In particular, for the case of cubic surfaces, the K -moduli space agrees with the GIT moduli space described in the previous remark.

1.1. Outline. Since the current paper is quite lengthy, we outline its structure as well as the proofs of the main theorems. Broadly speaking, the proofs of the main theorems proceed by the following three steps.

- (1) Explicitly construct the weight 1 stable pair compactification \overline{Y}_1^n of Y_1^n ($n = 5, 6$), as well as its universal family. (This step was done by Hacking, Keel, and Tevelev [HKT09].)
- (2) Explicitly compute the fibers of the universal family of stable pairs over \overline{Y}_1^n ($n = 5, 6$).
- (3) Run the log minimal model program on the fibers (S, cB) of the universal family over \overline{Y}_1^n as one decreases c from 1 towards the minimal weight $\frac{9-n}{N} + \epsilon$, in order to obtain the wall and chamber decomposition of the weight domain as well as the corresponding descriptions of the stable models parameterized by the moduli spaces in each chamber.

We briefly explain the details of the above three steps.

1.1.1. Explicit construction of the weight 1 moduli space and its universal family. We carry out step (1) in Sections 2, 3 and 5. Briefly, the construction of \overline{Y}_1^n and its universal family as described in [HKT09] proceeds as follows.

For $n = 5, 6, 7$, there is a natural $W(E_n)$ -equivariant smooth projective compactification $\overline{Y}(E_n)$ of $Y(E_n)$, the *log canonical compactification*. For $n = 5$, $\overline{Y}(E_5) \cong \overline{M}_{0,5}$ is the moduli space of stable 5-pointed genus zero curves. For $n = 6$, $\overline{Y}(E_6)$ is Naruki's compactification mentioned above, and for $n = 7$, $\overline{Y}(E_7)$ is Sekiguchi's compactification constructed in [Sek00] as a generalization of Naruki's results. We describe all of these compactifications in Section 2. By realizing these compactifications as *tropical compactifications*, Hacking, Keel, and Tevelev show that the natural morphism $Y(E_{n+1}) \rightarrow Y(E_n)$ obtained by contracting a (-1) -curve on a del Pezzo surface of degree $9 - (n + 1)$ (also induced by the inclusion of root systems $E_n \subset E_{n+1}$) extends to a morphism of compactifications $\pi : \overline{Y}(E_{n+1}) \rightarrow \overline{Y}(E_n)$ [HKT09], which is explicitly described by combinatorics of the root systems E_n and E_{n+1} .

When $n = 5$, the morphism $\pi : \overline{Y}(E_6) \rightarrow \overline{Y}(E_5)$ is flat, and realizes $\overline{Y}(E_5)$ as the moduli space \overline{Y}_1^5 of weight 1 stable marked del Pezzo surfaces of degree 4, with universal family $\overline{Y}(E_6)$ [HKT09, Theorem 10.19], see Appendix B.

When $n = 6$, the morphism $\pi : \overline{Y}(E_7) \rightarrow \overline{Y}(E_6)$ is not flat, but there is a canonical flattening procedure yielding a flat morphism $\tilde{\pi} : \tilde{Y}(E_7) \rightarrow \tilde{Y}(E_6)$, where $\tilde{Y}(E_6)$ and $\tilde{Y}(E_7)$ are explicit birational modifications of $\overline{Y}(E_6)$ and $\overline{Y}(E_7)$ [HKT09, Definition 10.21], see Proposition 3.3. This morphism is still not the universal

family of weight 1 stable marked cubic surfaces, due to the presence of Eckardt points on the fibers. (Our results show that, because of these Eckardt points, $\tilde{\pi}$ is instead the universal family of weight $c = 2/3$ stable marked cubic surfaces.) The blowup $\check{Y}(E_7) \rightarrow \tilde{Y}(E_7)$ of the locus cutting out these Eckardt points induces by the composition with $\tilde{\pi}$ a flat morphism $\tilde{\pi} : \check{Y}(E_7) \rightarrow \tilde{Y}(E_6)$, which finally realizes $\tilde{Y}(E_6) = \bar{Y}_1^6$ as the moduli space of weight 1 stable marked cubic surfaces, with universal family $\tilde{\pi} : \check{Y}(E_7) \rightarrow \tilde{Y}(E_6)$ [HKT09, Theorem 10.31]. We describe the morphism $\pi : \bar{Y}(E_7) \rightarrow \bar{Y}(E_6)$ and its flattening in Section 3, and we describe the morphism $\tilde{\pi} : \check{Y}(E_7) \rightarrow \tilde{Y}(E_6)$ in Section 5. Our results in Section 5 include an explicit description of the possible configurations of Eckardt points on fibers of $\tilde{\pi} : \tilde{Y}(E_7) \rightarrow \tilde{Y}(E_6)$, thus giving a more complete and explicit description of $\check{Y}(E_7)$ than in [HKT09]. The results of Section 5 are also of independent interest, as they describe the possible configurations of Eckardt points on singular cubic surfaces.

1.1.2. *Computation of the fibers of the weight 1 universal family.* We carry out step (2), computing the fibers of the weight 1 universal family, in Sections 4 and 5 and Appendix C for the case of cubic surfaces. We carry out step (2) for the case of del Pezzo surfaces of degree 4 in Appendix B.

In the case of del Pezzo surfaces of degree 4, the fibers of the universal family $\pi : \bar{Y}(E_6) \rightarrow \bar{Y}(E_5)$ are computed as follows. The spaces $\bar{Y}(E_6)$ and $\bar{Y}(E_5)$ are tropical compactifications of their interiors $Y(E_6)$ and $Y(E_5)$, obtained by taking their closures in respective toric varieties $X(\mathcal{F}(E_6))$ and $X(\mathcal{F}(E_5))$. The morphism π is induced by a morphism of explicitly constructed toric varieties $X(\mathcal{F}(E_6)) \rightarrow X(\mathcal{F}(E_5))$ (cf. [HKT09] and Section 3.1), and the fibers of π are the pullbacks of the fibers of this morphism of toric varieties. There is a combinatorial procedure for computing the fibers of a morphism of toric varieties in terms of the corresponding map of fans [HLY04], and pulling this back to our morphism $\pi : \bar{Y}(E_6) \rightarrow \bar{Y}(E_5)$ amounts to computing the fibers as follows. The fibers are pairs (S, B) consisting of a reducible surface S and a sum B of finitely many curves (16, in this case, since there are 16 lines on a del Pezzo surface of degree 4). Given a codimension k boundary stratum Z of $\bar{Y}(E_5)$, the fiber (S, B) of π over a general point of Z is obtained by gluing together the general fibers of the restrictions $\pi|_W : W \rightarrow Z$ for each codimension k boundary stratum W of $\bar{Y}(E_6)$ whose image in $\bar{Y}(E_5)$ is Z , where the gluing is determined by the intersections of the corresponding boundary strata of W . This gluing gives the surface S . The curves B on S are determined by the intersections of the strata W with the 16 *horizontal* divisors, surjecting onto the space $\bar{Y}(E_5)$. All of this is explicitly described—the combinatorics of root subsystems of E_6 and E_5 governs the irreducible components of (S, B) , and the restrictions of π to the boundary strata of $\bar{Y}(E_6)$ are given explicitly, allowing one to compute their general fibers. All of these computations are carried out in detail in Appendix B.

The case of cubic surfaces follows the exact same strategy as in the previous paragraph, but with the following modifications. Analogously to the previous paragraph, the varieties $\check{Y}(E_7)$ and $\tilde{Y}(E_6)$ are tropical compactifications, in respective toric varieties $X(\check{\mathcal{F}}(E_7))$ and $X(\tilde{\mathcal{F}}(E_6))$, and the morphism $\tilde{\pi} : \check{Y}(E_7) \rightarrow \tilde{Y}(E_6)$ is pulled back from a morphism of toric varieties $X(\check{\mathcal{F}}(E_7)) \rightarrow X(\tilde{\mathcal{F}}(E_6))$. However the fan $\tilde{\mathcal{F}}(E_6)$ is not fine enough to distinguish cubic surfaces with Eckardt points. Thus we instead first compute the fibers of the morphism $\tilde{\pi} : \tilde{Y}(E_7) \rightarrow \tilde{Y}(E_6)$, pulled back from a morphism of toric varieties $X(\tilde{\mathcal{F}}(E_7)) \rightarrow X(\tilde{\mathcal{F}}(E_6))$, ignoring Eckardt points (see Section 3.1). After computing the fibers of $\tilde{\pi}$, we then explicitly describe the possible configurations of Eckardt points on these fibers in order to describe the corresponding fibers for $\tilde{\pi}$ (see Section 5).

In practice, it is also not so straightforward to compute the fibers of $\tilde{\pi} : \tilde{Y}(E_7) \rightarrow \tilde{Y}(E_6)$, because the space $\tilde{Y}(E_7)$ is not smooth, nor is it easy to explicitly describe its strata. Instead, we modify our approach further, as follows. The morphism $\tilde{\pi}$ is a canonical flattening of $\pi : \bar{Y}(E_7) \rightarrow \bar{Y}(E_6)$, and away from the locus where π is not flat, $\tilde{\pi}$ and π have the same fibers. Thus we actually carry out the strategy explained for degree 4 del Pezzo surfaces above, applied to the morphism $\pi : \bar{Y}(E_7) \rightarrow \bar{Y}(E_6)$, taking extra care that when a stratum W of $\bar{Y}(E_7)$ intersects the non-flat locus of π , we must instead consider the flattening of $\tilde{\pi}$ on the strict transform of W . This whole procedure is explained in detail in Section 4, with the details near the non-flat locus explained in Section 4.1.1. Analogous to the degree 4 case, the fibers of $\tilde{\pi}$ and π are described in terms of combinatorics of root systems of E_7 and E_6 . The combinatorics in this case are extremely involved, and are described in Appendix C.

Remark 1.5. The maps of fans $\mathcal{F}(E_6) \rightarrow \mathcal{F}(E_5)$ and $\check{\mathcal{F}}(E_7) \rightarrow \tilde{\mathcal{F}}(E_6)$ describe the universal families of *tropical* del Pezzo surfaces of degrees 4 and 3, respectively, see [RSS16, CD19]. Tropical del Pezzo surfaces

are the dual complexes to the (weight 1) stable marked del Pezzo surfaces constructed in this paper. Away from the Eckardt locus, these tropical surfaces are studied in [RSS16, CD19] by methods different from those of the present article, and our results agree with the results of *loc. cit.*

1.1.3. *Wall crossings and the log minimal model program on fibers.* Once the fibers of the universal family for weight 1 stable marked del Pezzo surfaces are described, it is straightforward to run the log minimal model program to describe the weighted stable models of the fibers as one varies c in the weight domain $(\frac{9-n}{N}, 1]$. Namely, suppose (S, cB) is a weighted stable marked del Pezzo surface for some weight $c \in (\frac{9-n}{N}, 1]$. Fix $c' \in (\frac{9-n}{N}, 1]$ with $c' \leq c$. The restriction of $K_S + c'B$ to an irreducible component S' of S is given by

$$K_{S'} + \Delta + c'B',$$

where Δ is the gluing locus of S' to the other irreducible components of S , and B' is the restriction of B to S' . With this, it is easy to compute the log minimal model of $(S', \Delta + c'B')$, and as we will see, the log minimal models for the different irreducible components glue to give the stable model of (S, cB) for the smaller weight c' . We carry this out in detail in Section 7.

Remark 1.6. It is also possible to work in the opposite direction, beginning with the minimal weight $c = \frac{9-n}{N} + \epsilon$ and computing the stable models as one increases c . This has the benefit of better clarifying the weighted stable surfaces appearing for larger weights, but the drawback that it is more difficult to compute stable models for increasing weights. We discuss some examples of this “bottom-up” approach in Appendix A.

Acknowledgements. I would like to thank Patricio Gallardo and Luca Schaffler for encouraging me that this project was a worthwhile endeavor. I also thank Izzet Coskun, Maria Angelica Cueto, Patricio Gallardo, and Donggun Lee for very helpful conversations and feedback.

2. COMPACTIFICATIONS OF THE MODULI SPACE OF MARKED DEL PEZZO SURFACES

In this section we summarize the results of Hacking, Keel, and Tevelev constructing explicit compactifications of the moduli spaces $Y(E_n)$ of marked del Pezzo surfaces of degree $9 - n$, $n = 5, 6, 7$, and using these compactifications to construct the universal families of (weight 1) stable marked del Pezzo surfaces of degrees $9 - n$, $n = 5, 6$ [HKT09].

2.1. The log canonical compactification of the moduli space of marked del Pezzo surfaces.

Definition 2.1. For $n = 4, 5, 6, 7, 8$, let $\Lambda_{1,n}$ be the lattice \mathbb{Z}^{n+1} with basis h, e_1, \dots, e_n and pairing $h^2 = 1$, $e_i^2 = -1$, $h \cdot e_i = 0$, $e_i \cdot e_j = 0$, and let $k = -3h + e_1 + \dots + e_n$. The E_n lattice is the lattice

$$\Lambda(E_n) = k^\perp = \{\alpha \in \Lambda_{1,n} \mid \alpha \cdot k = 0\}.$$

The E_n root system is the set

$$E_n = \{\alpha \in \Lambda(E_n) \mid \alpha^2 = -2\} = \{\alpha \in \Lambda_{1,n} \mid \alpha \cdot k = 0, \alpha^2 = -2\}.$$

The Weyl group $W(E_n)$ of E_n is the group generated by reflections through the hyperplanes orthogonal to the roots. Equivalently, it is the group of automorphisms of $\Lambda_{1,n}$ preserving k and the pairing [Man86, Theorem 23.9].

Definition 2.2. A *marking* of a smooth del Pezzo surface S of degree $9 - n$ is an isometry $\text{Pic } S \rightarrow \Lambda_{1,n}$ sending K_S to k . Let $Y(E_n)$ denote the moduli space of marked del Pezzo surfaces of degree $9 - n$.

It is well-known that a marking of a del Pezzo surface S of degree $9 - n$ is equivalent to a construction of S as the blowup of n ordered points in general position on \mathbb{P}^2 [DP80]. This induces a labeling of the finitely many lines on the del Pezzo surface S , and vice-versa, thus we usually refer to a marked del Pezzo surface as a pair $(S, B = B_1 + \dots + B_n)$, where B is the labeled sum of the finitely many lines on S . For more details on markings of del Pezzo surfaces and their relationship to the E_n lattice, we refer to the classical sources [DP80, Man86].

By choosing appropriate coordinates on \mathbb{P}^2 so that a smooth del Pezzo surface S of degree $9 - n$ is given by the blowup of \mathbb{P}^2 at the n points $(1 : 0 : 0)$, $(0 : 1 : 0)$, $(0 : 0 : 1)$, $(1 : 1 : 1)$, $(1 : x_1 : y_1), \dots, (1 : x_{n-4} : y_{n-4})$, one sees that $Y(E_n)$ is a smooth, rational variety of dimension $2n - 8$, namely, the complement in $\mathbb{A}_{x_i}^{n-4} \times \mathbb{A}_{y_i}^{n-4}$

of finitely many hypersurfaces describing the loci where the n points on \mathbb{P}^2 specified above are not in general position (cf. [HKT09, Section 6.3], [Sch23, Section 7.2]).

Note that the Weyl group $W(E_n)$ acts on $Y(E_n)$ by permuting the markings of a del Pezzo surface of degree $9-n$. We summarize the descriptions of some geometrically interesting $W(E_n)$ -equivariant compactifications of $Y(E_n)$ for $n = 5, 6, 7$ previously constructed by Naruki [Nar82], Sekiguchi [Sek00], and Hacking-Keel-Tevelev [HKT09].

Definition 2.3 ([HKT09, 1.14]). For $n = 5, 6, 7$, let $\mathcal{R}(E_n)$ be the abstract simplicial complex defined as follows. Vertices of $\mathcal{R}(E_n)$ are in bijection with root subsystems of E_n (where $E_5 = D_5$) of the form $D_2 = A_1 \times A_1$ ($n = 5$), A_1 and $A_2 \times A_2 \times A_2$ ($n = 6$), or $A_1, A_2, A_3 \times A_3$, and A_7 ($n = 7$). A collection of vertices forms a simplex if the corresponding root subsystems are either pairwise orthogonal or disjoint. In addition, for E_7 , remove the 7-simplices formed by 7-tuples of pairwise orthogonal A_1 root subsystems.

Theorem 2.4 ([HKT09]). *Assume $n \leq 7$. Then there is a $W(E_n)$ -equivariant smooth projective compactification $\bar{Y}(E_n)$ of $Y(E_n)$ with simple normal crossings boundary B and such that $K_{\bar{Y}(E_n)} + B$ is ample. The boundary complex of $\bar{Y}(E_n)$ is the simplicial complex $\mathcal{R}(E_n)$. One has the following descriptions.*

- (1) $\bar{Y}(E_5) \cong \bar{M}_{0,5}$. There are 10 boundary divisors all isomorphic to $\bar{M}_{0,4}$, corresponding to $D_2 = A_1 \times A_1$ root subsystems of E_5 .
- (2) $\bar{Y}(E_6)$ is Naruki's cross-ratio variety [Nar82]. It has 36 boundary divisors $\cong \bar{M}_{0,6}$ corresponding to A_1 subsystems, and 40 boundary divisors $\cong (\bar{M}_{0,4})^3$ corresponding to A_2^3 subsystems.
- (3) $\bar{Y}(E_7)$ is Sekiguchi's cross-ratio variety [Sek00]. It has a total of 1065 boundary divisors.
 - (a) 63 boundary divisors corresponding to A_1 subsystems, described in Section 2.2 below.
 - (b) 336 boundary divisors $\cong \bar{M}_{0,4} \times \bar{M}_{0,7}$, corresponding to A_2 subsystems.
 - (c) 630 boundary divisors $\cong \bar{M}_{0,5} \times \bar{M}_{0,5} \times \bar{M}_{0,4}$, corresponding to $A_3 \times A_3$ subsystems.
 - (d) 36 boundary divisors $\cong \bar{M}_{0,8}$, corresponding to A_7 subsystems.

In the above theorem (and everywhere else in this article), $\bar{M}_{0,n}$ refers to the moduli space of stable n -pointed curves of genus zero. Recall that the boundary divisors of $\bar{M}_{0,n}$ are of the form $D_{I,J} \cong \bar{M}_{0,|I|+1} \times \bar{M}_{0,|J|+1}$, where $I, J \subset [n] = \{1, \dots, n\}$ form a partition of $[n]$, with $2|I|, |J| \geq n-2$. We write $D_{|I|,|J|}$ to refer to a divisor of the form $D_{I,J}$ without specifying the particular sets I and J .

Remark 2.5. The statement of the above theorem implies that $\bar{Y}(E_n)$ is the log canonical compactification of $Y(E_n)$, i.e., $(\bar{Y}(E_n), B)$ has log canonical singularities and $K_{\bar{Y}(E_n)} + B$ is ample. This is one of the major results of [HKT09]. The explicit descriptions of the boundary divisors and the count of boundary divisors of each type are given in [Nar82, Sek00] (see also [HKT09, Sections 7, 9]).

Notation 2.6. For a vertex Θ of $\mathcal{R}(E_n)$, we write $D(\Theta)$ for the corresponding boundary divisor of $\bar{Y}(E_n)$.

We use the realization of E_n induced by the marking on a del Pezzo surface of degree $9-n$, i.e., $E_n = \{\alpha \in \text{Pic } S \mid \alpha \cdot K_S = 0, \alpha^2 = -2\}$. For $n = 4, 5, 6, 7$, we write the positive roots of E_n as $ij = e_i - e_j$, $ijk = h - e_i - e_j - e_k$ for $i, j, k \in [n] = \{1, \dots, n\}$, and, for $n = 6, 7$, $i = 2h - \sum_{j \neq i} e_j$, where $i = 7$ for $n = 6$ and $i \in [7]$ for $n = 7$ (cf. [HKT09]). We refer to root subsystems of E_n by their (unordered) tuples of positive roots—for instance,

$$(123, 456, 7) \times (12, 13, 23) \times (45, 46, 56)$$

is the A_2^3 root subsystem of E_6 whose three A_2 components have the positive roots indicated.

The following proposition describes the intersections of boundary divisors on $\bar{Y}(E_n)$.

Proposition 2.7 ([Nar82], [Sek00], [HKT09, Proposition 9.17]). (1) *On $\bar{Y}(E_5)$, two boundary divisors intersect if and only if the corresponding D_2 subsystems of E_5 are orthogonal. The intersection in this case is a point.*

- (2) *On $\bar{Y}(E_6)$, one has the following types of intersections among boundary divisors.*
 - (a) $D(A_1)$ and $D(A'_1)$ intersect if and only if $A_1 \perp A'_1$. In this case, the intersection is isomorphic to $\bar{M}_{0,6} \cong D_{2,4}$ on $D(A_1) \cong \bar{M}_{0,6}$.
 - (b) $D(A_1)$ and $D(A_2^3)$ intersect if and only if $A_1 \subset A_2^3$. In this case, the intersection is isomorphic to $\bar{M}_{0,4} \times \bar{M}_{0,4} \cong D_{3,3}$ on $D(A_1) \cong \bar{M}_{0,6}$. This is a divisor of the form $p \times \mathbb{P}^1 \times \mathbb{P}^1$, $\mathbb{P}^1 \times p \times \mathbb{P}^1$, or $\mathbb{P}^1 \times \mathbb{P}^1 \times p$, $p = 0, 1$, or ∞ , on $D(A_2^3) \cong (\mathbb{P}^1)^3$.

- (c) No two $D(A_2^3)$ divisors intersect.
- (3) On $\bar{Y}(E_7)$, one has the following types of intersections among boundary divisors.
- (a) $D(A_1)$ and $D(A_1')$ intersect if and only if $A_1 \perp A_1'$. In this case, the intersection is isomorphic to a smooth projective fourfold called $\bar{Z}(D_4)$, described in Section 2.2.
 - (b) $D(A_1)$ and $D(A_2)$ intersect if and only if either $A_1 \subset A_2$, or $A_1 \perp A_2$. In the former case, the intersection is isomorphic to $p \times \bar{M}_{0,7}$ on $D(A_2) \cong \bar{M}_{0,4} \times \bar{M}_{0,7}$ (where $p = 0, 1, \infty$ is a boundary divisor of $\bar{M}_{0,4} \cong \mathbb{P}^1$). In the latter case, the intersection is isomorphic to $\bar{M}_{0,4} \times \bar{M}_{0,6} \cong \bar{M}_{0,4} \times D_{2,5} \subset D(A_2)$.
 - (c) $D(A_1)$ and $D(A_3^2)$ intersect if and only if $A_1 \subset A_3^2$ or $A_1 \perp A_3^2$. In the former case, the intersection is isomorphic to $\bar{M}_{0,4} \times \bar{M}_{0,5} \times \bar{M}_{0,4} \cong D_{2,3} \times \bar{M}_{0,5} \times \bar{M}_{0,4}$ or $\bar{M}_{0,5} \times \bar{M}_{0,4} \times \bar{M}_{0,4} \cong \bar{M}_{0,5} \times D_{2,3} \times \bar{M}_{0,4}$ as a divisor on $D(A_3^2) \cong \bar{M}_{0,5} \times \bar{M}_{0,5} \times \bar{M}_{0,4}$. In the latter case, the intersection is isomorphic to $\bar{M}_{0,5} \times \bar{M}_{0,5} \times p$ on $D(A_3^2)$, where $p = 0, 1, \infty$ is a boundary divisor of $\bar{M}_{0,4} \cong \mathbb{P}^1$.
 - (d) $D(A_1)$ and $D(A_7)$ intersect if and only if $A_1 \subset A_7$. In this case, the intersection is isomorphic to $\bar{M}_{0,7} \cong D_{2,6}$ on $D(A_7) \cong \bar{M}_{0,8}$.
 - (e) $D(A_2)$ and $D(A_2')$ intersect if and only if $A_2 \perp A_2'$. In this case, the intersection is isomorphic to $\bar{M}_{0,4} \times \bar{M}_{0,4} \times \bar{M}_{0,5} \cong \bar{M}_{0,4} \times D_{3,4}$ on $D(A_2) \cong \bar{M}_{0,4} \times \bar{M}_{0,7}$.
 - (f) $D(A_2)$ and $D(A_3^2)$ intersect if and only if $A_2 \subset A_3^2$. In this case, the intersection is isomorphic to $\bar{M}_{0,4} \times \bar{M}_{0,4} \times \bar{M}_{0,5} \cong \bar{M}_{0,4} \times D_{3,4}$ on $D(A_2) \cong \bar{M}_{0,4} \times \bar{M}_{0,7}$, and to $\bar{M}_{0,4} \times \bar{M}_{0,5} \times \bar{M}_{0,4} \cong D_{2,3} \times \bar{M}_{0,5} \times \bar{M}_{0,4}$ or $\bar{M}_{0,5} \times \bar{M}_{0,4} \times \bar{M}_{0,4} \cong \bar{M}_{0,5} \times D_{2,3} \times \bar{M}_{0,4}$ on $D(A_3^2) \cong \bar{M}_{0,5} \times \bar{M}_{0,5} \times \bar{M}_{0,4}$.
 - (g) $D(A_2)$ and $D(A_7)$ intersect if and only if $A_2 \subset A_7$. In this case, the intersection is isomorphic to $\bar{M}_{0,4} \times \bar{M}_{0,6} \cong \bar{M}_{0,4} \times D_{2,5}$ on $D(A_2) \cong \bar{M}_{0,4} \times \bar{M}_{0,7}$, and $D_{3,5}$ on $D(A_7) \cong \bar{M}_{0,8}$.
 - (h) No two $D(A_3^2)$ divisors intersect.
 - (i) $D(A_3^2)$ and $D(A_7)$ intersect if and only if $A_3^2 \subset A_7$. In this case, the intersection is isomorphic to $\bar{M}_{0,5} \times \bar{M}_{0,5} \times p$ as a divisor on $D(A_3^2) = \bar{M}_{0,5} \times \bar{M}_{0,5} \times \bar{M}_{0,4}$ (where $p = 0, 1, \infty$ is a boundary divisor of $\bar{M}_{0,4}$), and to $D_{4,4}$ on $D(A_7) \cong \bar{M}_{0,8}$.
 - (j) No two $D(A_7)$ divisors intersect.

Remark 2.8. Note that any divisor D on $\bar{Y}(E_n)$ not of type A_1 on $\bar{Y}(E_7)$ is isomorphic to a product of copies of \bar{M}_{0,n_i} 's, for appropriate n_i 's. The intersections of D with the other boundary divisors on $\bar{Y}(E_n)$ are in bijection with the natural boundary divisors of D as a product of \bar{M}_{0,n_i} 's. In particular, the intersections of any number of boundary divisors of $\bar{Y}(E_n)$ recover the natural boundary strata of the products of \bar{M}_{0,n_i} 's. For the analogous results concerning A_1 divisors on $\bar{Y}(E_7)$, see Propositions 2.10 and 2.11.

2.2. A_1 divisors on $\bar{Y}(E_7)$. In order to more precisely describe the A_1 divisors on $\bar{Y}(E_7)$, we recall Naruki's explicit construction of $\bar{Y}(E_6)$ as a sequence of blowups and blowdowns of a toric variety [Nar82].

Let $Z(D_4)$ be the complement in $(\mathbb{C}^*)^4 \cong \text{Hom}(\Lambda(D_4), \mathbb{C}^*)$ of the hypertori $\{e^\alpha = 1\}$ defined by the positive roots α of the D_4 root system. The k -dimensional strata of this arrangement of hypertori (i.e., the connected components of the intersections of the hypertori) are in bijection with root subsystems of D_4 obtained by deleting $k + 1$ vertices from the extended Dynkin diagram for D_4 (see, for instance [AT20, Theorem 7.17]). Let $\bar{Z}(D_4)$ be the minimal wonderful compactification of $Z(D_4)$, obtained as follows. First let $X(\Sigma)$ be the complete toric variety associated to the Coxeter fan Σ whose cones are the D_4 Weyl chambers. Then $\bar{Z}(D_4)$ is the blowup of $X(\Sigma)$ at the identity $e \in (\mathbb{C}^*)^4$ (corresponding to the whole D_4 root system), the closures of the 12 curves in $(\mathbb{C}^*)^4$ corresponding to A_3 root subsystems, and the closures of the 16 surfaces in $(\mathbb{C}^*)^4$ corresponding to A_2 root subsystems. The divisors over the A_3 curves are isomorphic to $\bar{M}_{0,4} \times \bar{M}_{0,5}$, and $\bar{Y}(E_6)$ is obtained from $\bar{Z}(D_4)$ by contracting each such divisor via the projection $\bar{M}_{0,4} \times \bar{M}_{0,5} \rightarrow \bar{M}_{0,5}$.

Note that the strict transform of the exceptional divisor over the identity $e \in (\mathbb{C}^*)^4$ is isomorphic to the blowup of \mathbb{P}^3 at 12 points corresponding to A_3 root subsystems of D_4 , and 16 lines corresponding to A_2 root subsystems of D_4 . This is the minimal wonderful compactification $\bar{X}(D_4)$ of the complement $X(D_4)$ of the hyperplanes in \mathbb{P}^3 defined by the positive roots of D_4 . This is mapped isomorphically to a divisor in $\bar{Y}(E_6)$ parameterizing marked cubic surfaces such that three specified lines (determined by the choice of D_4 subsystem) meet in an Eckardt point. The $W(E_6)$ -orbit of this divisor in $\bar{Y}(E_6)$ consists of 45 irreducible

components, each isomorphic to $\overline{X}(D_4)$, making up the Eckardt locus of $\overline{Y}(E_6)$. We refer to [Nar82] for more details. (These divisors are called tritangent divisors in [Nar82].)

Remark 2.9. The space $Z(D_4)$ is isomorphic to the moduli space of smooth marked cubic surfaces together with an anticanonical cycle consisting of three lines meeting in a triangle, and the morphism $\overline{Z}(D_4) \rightarrow \overline{Y}(E_6)$ described above is induced by the morphism $Z(D_4) \rightarrow Y(E_6)$ forgetting the anticanonical cycle [Nar82, Appendix by E. Looijenga]. Hacking, Keel, and Tevelev similarly construct $\overline{Y}(E_n)$ for $5 \leq n \leq 7$ using the moduli space of smooth marked del Pezzo surfaces of degree $9 - n$ together with an anticanonical cuspidal curve—this space is identified with the complement in \mathbb{P}^{n-1} of the E_n hyperplane arrangement [HKT09, Section 6].

The spaces $\overline{Z}(D_4)$ and $\overline{X}(D_4)$ described above appear in the boundary of $\overline{Y}(E_7)$. The following results are contained in [Sek00].

Proposition 2.10 ([Sek00]). *For $A_1 \subset E_7$, let $D^\circ(A_1)$ be the moduli space of arrangements of 7 points p_1, \dots, p_7 in \mathbb{P}^2 which are in general position except for the following.*

- (1) $A_1 = ij$: points p_i and p_j coincide.
- (2) $A_1 = ijk$: points p_i, p_j, p_k lie on a line.
- (3) $A_1 = i$: points p_j for $j \neq i$ lie on a conic.

Then $D(A_1) \subset \overline{Y}(E_7)$ is a smooth, projective, simple normal crossings compactification of $D^\circ(A_1)$, whose boundary consists of one irreducible component for each intersection of $D(A_1)$ with another boundary divisor of $\overline{Y}(E_7)$. These intersections are described in Proposition 2.7, 3(a)–(d).

Proposition 2.11 ([Sek00]). (1) *Any nonempty intersection of two $D(A_1)$ divisors in $\overline{Y}(E_7)$ is isomorphic to $\overline{Z}(D_4)$.*

- (2) *There are two types of nonempty intersections of three $D(A_1)$ divisors in $\overline{Y}(E_7)$.*
 - (a) *One type isomorphic to the variety $\overline{X}(D_4)$ described above, appearing in $D(A_1) \cap D(A_1) \cong \overline{Z}(D_4)$ of the strict transform of the exceptional divisor over $e \in (\mathbb{C}^*)^4$. This type occurs when the orthogonal complement of the three A_1 's is a $D_4 \subset E_7$.*
 - (b) *One type appearing in $D(A_1) \cap D(A_1) \cong \overline{Z}(D_4)$ as the strict transform of the closure of a D_4 root hypertorus. This type occurs when the orthogonal complement of the three A_1 's is a $3A_1 \subset E_7$.*
- (3) *Any nonempty intersection of four $D(A_1)$ divisors in $\overline{Y}(E_7)$ is isomorphic to the blowup of \mathbb{P}^2 at six points such that any three points lie on a line. This is the minimal resolution of a cubic surface with four A_1 singularities.*
- (4) *Any nonempty intersection of five $D(A_1)$ divisors in $\overline{Y}(E_7)$ is a curve $\cong \mathbb{P}^1$.*
- (5) *Any nonempty intersection of six $D(A_1)$ divisors in $\overline{Y}(E_7)$ is a point.*

Remark 2.12. Note in particular that the intersection Z of several A_1 divisors is a smooth, projective, simple normal crossings compactification of the moduli space Z° of arrangements of 7 points p_1, \dots, p_7 in \mathbb{P}^2 which are in general position except for the degeneracies described by the A_1 's. For instance, for $D(7) \cap D(56)$, the points p_1, \dots, p_5 lie on a conic, and p_6 lies on the line tangent to the conic at p_5 .

Remark 2.13. As we will see in Section 5, the first type of intersection of three A_1 divisors in $\overline{Y}(E_7)$ (occurring when the orthogonal complement of the three A_1 's is a $D_4 \subset E_7$) corresponds geometrically to Eckardt points in the fibers of the universal family of weighted stable marked cubic surfaces.

3. THE MORPHISM $\pi : \overline{Y}(E_7) \rightarrow \overline{Y}(E_6)$ AND ITS FLATTENING

In this section, we summarize the results of Hacking, Keel, and Tevelev, showing that the natural morphism $Y(E_7) \rightarrow Y(E_6)$ obtained by contracting a (-1) -curve on a del Pezzo surface of degree 2 extends to an explicitly described morphism of compactifications $\pi : \overline{Y}(E_7) \rightarrow \overline{Y}(E_6)$ [HKT09] (Theorem 3.2). Furthermore, this morphism is flat except along a certain union of boundary divisors of $\overline{Y}(E_7)$, and there is a canonical flattening procedure yielding a flat morphism $\tilde{\pi} : \tilde{Y}(E_7) \rightarrow \tilde{Y}(E_6)$, where $\tilde{Y}(E_6)$ and $\tilde{Y}(E_7)$ are explicit birational modifications of $\overline{Y}(E_6)$ and $\overline{Y}(E_7)$ [HKT09, Proposition 10.23] (Section 3.1). As we will see in Sections 4 to 6, $\tilde{\pi}$ gives the universal family of *weighted* stable marked cubic surfaces, for weights $1/2 < c \leq 2/3$, and a suitable blowup $\check{Y}(E_7)$ of $\tilde{Y}(E_7)$ induces the universal family of weight 1 stable marked

cubic surfaces [HKT09, Theorem 10.31] (Proposition 5.4). The failure of $\tilde{\pi} : \tilde{Y}(E_7) \rightarrow \tilde{Y}(E_6)$ itself to be the weight 1 universal family is due to the presence of Eckardt points on the fibers, see Section 5.

Remark 3.1. Analogously to the results described in this section, Hacking, Keel, and Tevelev also show that the natural morphism $Y(E_6) \rightarrow Y(E_5)$ extends to a morphism of compactifications $\bar{Y}(E_6) \rightarrow \bar{Y}(E_5)$, and in this case the morphism is flat and gives the universal family of stable marked del Pezzo surfaces of degree 4 [HKT09, Theorem 10.19], see Appendix B.

Theorem 3.2 ([HKT09, Proposition 10.9]). *The morphism $Y(E_7) \rightarrow Y(E_6)$ obtained by contracting a (-1) -curve on a del Pezzo surface of degree 2 extends to a morphism of compactifications $\pi : \bar{Y}(E_7) \rightarrow \bar{Y}(E_6)$. The restriction of π to each boundary divisor of $\bar{Y}(E_7)$ is described in Table 1, where each morphism $\pi_I : \bar{M}_{0,n} \rightarrow \bar{M}_{0,m}$ denotes the canonical fibration dropping points not labeled by I .*

Table 1. The morphism $\pi : \bar{Y}(E_7) \rightarrow \bar{Y}(E_6)$ (see [HKT09, Proposition 10.9] for more details).

$D(\Theta) \subset \bar{Y}(E_7)$	$\pi(D(\Theta)) \subset \bar{Y}(E_6)$	Condition	$\pi _{D(\Theta)}$
$D(A_1)$	$D(A_1)$	$A_1 \subset E_6$	<i>Lemma 4.10</i>
$D(A_1)$	$\bar{Y}(E_6)$	$A_1 \not\subset E_6$	
$D(A_2)$	$D(A_1)$	$A_2 \cap E_6 = A_1$	$\bar{M}_{0,4} \times \bar{M}_{0,7} \rightarrow pt \times \bar{M}_{0,6}$
$D(A_2)$	$D(A_2^3)$	$A_2 \subset E_6 = A_1,$ $A_2^3 = A_2 \times A_2^\perp$	$\bar{M}_{0,4} \times \bar{M}_{0,7} \rightarrow \bar{M}_{0,4} \times (\bar{M}_{0,4} \times \bar{M}_{0,4})$
$D(A_3^2)$	$D(A_2^3)$	$A_3^2 \cap E_6 = A_2^2,$ $A_2^3 = A_2^2 \times (A_2^2)^\perp$	$\bar{M}_{0,5} \times \bar{M}_{0,5} \times \bar{M}_{0,4} \rightarrow \bar{M}_{0,4} \times \bar{M}_{0,4} \times \bar{M}_{0,4}$
$D(A_3^2)$	$D(A_1) \cap D(A_1)$	$A_3^2 \cap E_6 = A_3 \times A_1 \times A_1$	$\bar{M}_{0,5} \times \bar{M}_{0,5} \times \bar{M}_{0,4} \rightarrow \bar{M}_{0,5}$
$D(A_7)$	$D(A_1)$	$A_7 \cap E_6 = A_1 \times A_5$	$\bar{M}_{0,8} \rightarrow \bar{M}_{0,6}$

3.1. Flattening of $\pi : \bar{Y}(E_7) \rightarrow \bar{Y}(E_6)$. Note from Theorem 3.2 that the morphism $\pi : \bar{Y}(E_7) \rightarrow \bar{Y}(E_6)$ is not flat along the union of the $D(A_3^2) \mapsto D(A_1) \cap D(A_1)$ divisors (henceforth *non-flat* A_3^2 divisors [HKT09, Definition 10.10]). There is a canonical flattening of the morphism π , described as follows.

The variety $\bar{Y}(E_n)$ is a *tropical compactification*, obtained as the closure of $Y(E_n)$ in a toric variety $X(\mathcal{F}(E_n))$ associated to a fan $\mathcal{F}(E_n)$ whose underlying simplicial complex is the complex $\mathcal{R}(E_n)$ of Definition 2.3 ([HKT09, Theorem 1.16]). The dominant morphism $Y(E_{n+1}) \rightarrow Y(E_n)$ contracting a (-1) -curve induces a surjection of fans $\mathcal{F}(E_{n+1}) \rightarrow \mathcal{F}(E_n)$ by [HKT09, Theorem 1.17], and the corresponding morphism of toric varieties pulls back to the morphism $\pi : \bar{Y}(E_{n+1}) \rightarrow \bar{Y}(E_n)$ [HKT09, Theorem 1.18]. In particular, the morphism $\pi : \bar{Y}(E_{n+1}) \rightarrow \bar{Y}(E_n)$ is entirely determined by the morphism of toric varieties $X(\mathcal{F}(E_{n+1})) \rightarrow X(\mathcal{F}(E_n))$. There is a canonical combinatorial procedure for flattening a morphism of toric varieties (or more generally, toroidal embeddings) [AK00, HKT09], which in the present situation is described as follows.

Proposition 3.3 ([HKT09, Section 10]). *Let $p : \mathcal{F}(E_7) \rightarrow \mathcal{F}(E_6)$ be the morphism of fans induced by $\pi : \bar{Y}(E_7) \rightarrow \bar{Y}(E_6)$. Let $\tilde{\mathcal{F}}(E_6)$ be the refinement of $\mathcal{F}(E_6)$ obtained by taking the barycentric subdivision of cones formed by 4-tuples of pairwise orthogonal A_1 subsystems, as well as the corresponding minimal subdivisions of the cones formed by 3 A_1 subsystems and an A_2^3 subsystem. Let $\tilde{\mathcal{F}}(E_7)$ be the corresponding refinement of $\mathcal{F}(E_7)$,*

$$\tilde{\mathcal{F}}(E_7) = \{p^{-1}(\gamma) \cap \sigma \mid \gamma \in \tilde{\mathcal{F}}(E_6), \sigma \in \mathcal{F}(E_7)\}.$$

Let $\tilde{Y}(E_n)$ be the toroidal modification of $\bar{Y}(E_n)$ corresponding to the refinement $\tilde{\mathcal{F}}(E_n)$ of $\mathcal{F}(E_n)$. Then the induced morphism $\tilde{\pi} : \tilde{Y}(E_7) \rightarrow \tilde{Y}(E_6)$ is flat with reduced fibers.

Remark 3.4. Note that $\tilde{Y}(E_6)$ is the blowup of $\bar{Y}(E_6)$, in increasing order of dimension, of the boundary strata formed by intersections of $D(A_1)$ divisors (cf. Theorem 2.4). Thus $\tilde{Y}(E_6)$ is a smooth projective variety. On the other hand, the fan $\tilde{\mathcal{F}}(E_7)$ is no longer even simplicial, and correspondingly $\tilde{Y}(E_7)$ is no longer smooth.

4. FIBERS OF $\tilde{\pi} : \tilde{Y}(E_7) \rightarrow \tilde{Y}(E_6)$

The goal of this section is to compute the fibers of the flat family $\tilde{\pi} : \tilde{Y}(E_7) \rightarrow \tilde{Y}(E_6)$ constructed in Proposition 3.3. This is the most technically challenging part of the present article. For a simpler example of these computations, we refer the reader to Appendix B.2, where we analogously compute the fibers of the flat family $\bar{Y}(E_6) \rightarrow \bar{Y}(E_5)$.

Recall that $\tilde{Y}(E_6)$ is the blowup of $\bar{Y}(E_6)$ along all intersections of A_1 divisors, in increasing order of dimension. We introduce the following notation, cf. [RSS16].

Notation 4.1. The boundary divisors of type a_i , $i = 1, 2, 3, 4$ on $\tilde{Y}(E_6)$ are the strict transforms of the exceptional divisors over the intersections of i A_1 divisors in $\bar{Y}(E_6)$. For $i = 1$, we write $a = a_1$. The boundary divisors of type b are the strict transforms of the A_2^3 divisors on $\bar{Y}(E_6)$. Higher codimension boundary strata are labeled by juxtaposition—thus for instance the curves of type aa_2a_3 on $\tilde{Y}(E_6)$ are the curves obtained as intersections of a boundary divisor of type a , a boundary divisor of type a_2 , and a boundary divisor of type a_3 .

Let T be a boundary stratum of $\tilde{Y}(E_6)$, labeled as above. We say a surface (S, B) obtained as the fiber of $\tilde{\pi} : \tilde{Y}(E_7) \rightarrow \tilde{Y}(E_6)$ over a general point of T is of type T .

Remark 4.2. It is straightforward to count the number of strata of $\tilde{Y}(E_6)$ of each type—see [RSS16, Table 1]. However, we note a mistake in the aforementioned table, which states that there are 1620 strata of type a_4 , when in fact there are only 135.

Notation 4.3 ([HKT09, Definition 10.18]). The *horizontal* A_1 divisors on $\tilde{Y}(E_7)$ are the strict transforms of the A_1 divisors of $\bar{Y}(E_7)$ which surject onto $\bar{Y}(E_6)$ under the morphism $\pi : \bar{Y}(E_7) \rightarrow \bar{Y}(E_6)$. We denote by $B_{\tilde{\pi}}$ the sum of the horizontal A_1 divisors on $\tilde{Y}(E_7)$. The *lines* on a fiber of $\tilde{\pi} : \tilde{Y}(E_7) \rightarrow \tilde{Y}(E_6)$ are given by the intersections of this fiber with the horizontal A_1 divisors.

Using the natural embedding of E_6 in E_7 induced by the realizations of these root systems described in Notation 2.6, the horizontal A_1 divisors on $\tilde{Y}(E_7)$ correspond to the 27 A_1 root subsystems of E_7 given by $A_1 = (ij7)$, $ij \subset [6]$, (i) , $i = 1, \dots, 6$, and $(i7)$, $i = 1, \dots, 6$.

In the below proposition, we write $\tilde{\pi} : (\tilde{Y}(E_7), B_{\tilde{\pi}}) \rightarrow \tilde{Y}(E_6)$ in order to indicate the fact that we keep track of the lines on the fibers of $\tilde{\pi}$ cut out by the horizontal A_1 divisors.

Theorem 4.4. *The fiber of the morphism $\tilde{\pi} : (\tilde{Y}(E_7), B_{\tilde{\pi}}) \rightarrow \tilde{Y}(E_6)$ over a general point of $\tilde{Y}(E_6)$ (i.e., a point of $Y(E_6)$) is a smooth marked cubic surface. For a given boundary stratum Z of $\tilde{Y}(E_6)$, the fiber of $\tilde{\pi}$ over a general point of Z is a reducible surface as described in Figs. 4, 9, 10, 15, 16, 21, 22, 24, 28, 35, 36, 43 and 44 and Appendix C.*

Proof. The general strategy behind our computation of the fibers of $\tilde{\pi} : \tilde{Y}(E_7) \rightarrow \tilde{Y}(E_6)$ is the following. Let Z be a codimension k stratum of $\tilde{Y}(E_6)$, and let (S, B) be the fiber of $\tilde{\pi}$ over a general point of Z . For each codimension k stratum W of $\tilde{Y}(E_7)$ dominating Z , the general fiber of $\tilde{\pi}|_W : W \rightarrow Z$ is a surface S' yielding an irreducible component of the fiber (S, B) . The lines B' on S' are obtained by the intersections of S' with the horizontal A_1 divisors on $\tilde{Y}(E_7)$ (equivalently, the general fibers of the intersections $W \cap D(A_1)$ for $D(A_1)$ a horizontal A_1 divisor). The fiber (S, B) is the union of the irreducible components (S', B') for each codimension k stratum W of $\tilde{Y}(E_7)$ dominating Z , where the intersections of these irreducible components are described by the general fibers of the restrictions of $\tilde{\pi}$ to the intersections of the corresponding strata of $\tilde{Y}(E_7)$. In order to compute the general fibers of the restrictions of $\tilde{\pi}$, we use Table 1 together with the lemmas of Section 4.1 below.

In practice, the strategy of the previous paragraph requires a minor modification. Namely, recall that $\tilde{\pi} : \tilde{Y}(E_7) \rightarrow \tilde{Y}(E_6)$ is the canonical flattening of the morphism $\pi : \bar{Y}(E_7) \rightarrow \bar{Y}(E_6)$, and π is flat outside of the union of the non-flat A_3^2 divisors. Therefore, outside of the non-flat A_3^2 divisors, $\tilde{\pi}$ is the pullback of π , and on this locus we may compute the fibers of π instead (see [HKT09, Proof of Proposition 10.23].) To handle the fibers of $\tilde{\pi}$ near the non-flat A_3^2 divisors, we describe the restriction of $\tilde{\pi}$ to the strict transforms of these divisors, see Lemma 4.12, [HKT09, Proof of Proposition 10.27].

We apply the strategy summarized above to a chosen $W(E_6)$ -representative of each type boundary stratum of $\tilde{Y}(E_6)$; this is sufficient as the boundary strata of a given type are transitively permuted by $W(E_6)$. The

results are described by combinatorics of root subsystems E_6 and E_7 described in detail in Appendix C. The tables in *loc. cit.* list, for each chosen boundary stratum Z of $\tilde{Y}(E_6)$, the collections of root subsystems of E_7 yielding the corresponding boundary strata of $\tilde{Y}(E_7)$ dominating Z . From these root subsystems it is easy to describe the lines on the corresponding irreducible components by intersecting with the horizontal $D(A_1)$ divisors for A_1 contained in or orthogonal to the given collection of root subsystems. Likewise we describe the intersections of these irreducible components by examining when the corresponding collections of root subsystems are compatible and so form a higher codimension boundary stratum of $\tilde{Y}(E_7)$. As a result of these computations, we obtain the surfaces described in the relevant figures of the statement of the proposition. \square

Remark 4.5. The validity of the above strategy is justified by the fact that the morphism $\tilde{\pi} : \tilde{Y}(E_7) \rightarrow \tilde{Y}(E_6)$ is obtained as the pullback of a morphism of toric varieties $X(\tilde{\mathcal{F}}(E_7)) \rightarrow X(\tilde{\mathcal{F}}(E_6))$ (Proposition 3.3). The strategy outlined above is just the pullback of the usual strategy for computing the fibers of a morphism of toric varieties, see for instance [HLY04, Section 2]. Partial results concerning the fibers of $X(\tilde{\mathcal{F}}(E_7)) \rightarrow X(\tilde{\mathcal{F}}(E_6))$ (or rather, of the corresponding map of fans $\tilde{\mathcal{F}}(E_7) \rightarrow \tilde{\mathcal{F}}(E_6)$) have been described in [RSS16, Table 1], and our results agree with *loc. cit.*

4.1. Fibers of restrictions of $\tilde{\pi}$. In this subsection we collect some lemmas that describe the general fibers of the restrictions of $\tilde{\pi} : \tilde{Y}(E_7) \rightarrow \tilde{Y}(E_6)$. Recall from the proof Theorem 4.4 that these yield irreducible components of the fibers of $\tilde{\pi} : \tilde{Y}(E_7) \rightarrow \tilde{Y}(E_6)$. As discussed in the proof of *loc. cit.*, outside of the union of the non-flat A_3^2 divisors, we can instead compute the fibers of $\pi : \bar{Y}(E_7) \rightarrow \bar{Y}(E_6)$.

Lemma 4.6. *The general fiber of the natural forgetful map $\bar{M}_{0,n+2} \rightarrow \bar{M}_{0,n}$, forgetting the last two marked points, is the blowup $Bl_n \mathbb{F}_0$ of $\mathbb{F}_0 \cong \mathbb{P}^1 \times \mathbb{P}^1$ at n points on the diagonal.*

Proof. Factor the map as $\bar{M}_{0,n+2} \xrightarrow{f_{n+2}} \bar{M}_{0,n+1} \xrightarrow{f_{n+1}} \bar{M}_{0,n}$. Then the general fiber of $f_{n+1} : \bar{M}_{0,n+1} \rightarrow \bar{M}_{0,n}$ is a curve $C \cong \mathbb{P}^1$ with n marked points cut out by the intersections with the n divisors $D_{i,n+1}$ for $i = 1, \dots, n$. The fiber of $f_{n+2} : \bar{M}_{0,n+2} \rightarrow \bar{M}_{0,n+1}$ over a general point of C is a curve $C' \cong \mathbb{P}^1$ with $n+1$ marked points cut out by the intersections with the $n+1$ divisors $D_{i,n+2}$ for $i = 1, \dots, n+1$. The fiber over a marked point of C is a stable $(n+1)$ -pointed curve with 2 components, with points $i, n+1$ on 1 component, and the remaining points on the other component. Thus $\pi^{-1}(C) \rightarrow C$ is a fibration over \mathbb{P}^1 with general fiber \mathbb{P}^1 , and n special fibers the described stable curves, marked points being cut out by intersections with the divisors $D_{i,n+2}$ for $i = 1, \dots, n+1$. Doing the same thing but swapping the order of the forgetful maps, one obtains an analogous description but now with marked points being cut out by intersections with the divisors $D_{i,n+1}$ for $i = 1, \dots, n, n+2$. It follows that the general fiber is the blowup of \mathbb{F}_0 at n points—the section $D_{n+1,n+2}$ gives the diagonal and the remaining sections $D_{i,n+2}$ and $D_{i,n+1}$ give horizontal and vertical rulings, respectively. \square

Lemma 4.7. *Consider the morphism $\pi : \bar{Y}(E_7) \rightarrow \bar{Y}(E_6)$.*

- (1) *The general fiber of $\pi|_{D(A_2)} : D(A_2) \rightarrow D(A_2^3)$ is the blowup of \mathbb{P}^2 at 6 points, with 3 on one line and 3 on another line. This is the minimal resolution of a cubic surface with an A_2 singularity.*
- (2) *The general fiber of $\pi|_{D(A_1) \cap D(A_2)} : D(A_1) \cap D(A_2) \rightarrow D(A_1) \cap D(A_2^3)$ for $A_1 \perp A_2$ is the blowup of \mathbb{P}^2 at 5 points, with 2 on one line and 3 on another line.*

Proof. (1) The map $\pi|_{D(A_2)}$ is given by $\bar{M}_{0,4} \times \bar{M}_{0,7} \xrightarrow{id \times f} \bar{M}_{0,4} \times (\bar{M}_{0,4} \times \bar{M}_{0,4})$, where up to reordering $f = \pi_{1237} \times \pi_{4567}$ (Table 1 and [HKT09, Proposition 10.9]). Thus it suffices to consider the general fiber of $f : \bar{M}_{0,7} \rightarrow \bar{M}_{0,4} \times \bar{M}_{0,4}$. Fixing the last 2 points on \mathbb{P}^1 at 0 and ∞ and scaling the equations of the remaining points gives coordinates on $M_{0,n}$ as the complement in \mathbb{P}^{n-3} of the hyperplanes and $x_i = 0, x_i = x_j$. Under these coordinates, the map f is given on the interiors by

$$(x_1 : x_2 : x_3 : x_4 : x_5) \mapsto (x_1 - x_3 : x_2 - x_3) \times (x_4 : x_5).$$

The general fiber of this map is the complement in \mathbb{P}^2 of 11 lines (given by the intersections with the hyperplanes $x_i = 0$ and $x_i = x_j$) with 6 non-normal crossings points, 3 on one line and 3 on another. Since $\bar{M}_{0,n}$ is obtained from \mathbb{P}^{n-3} by blowing up the loci where the hyperplanes $x_i = 0, x_i = x_j$ are not normal crossings [Kap93], it follows that the general fiber of $f : \bar{M}_{0,7} \rightarrow \bar{M}_{0,4} \times \bar{M}_{0,4}$ is the blowup of \mathbb{P}^2 at these 6 points.

- (2) The condition that $A_1 \perp A_2$ implies that $D(A_1) \cap D(A_2) = \overline{M}_{0,4} \times D_{2,5}$, where $D_{2,5}$ is a divisor on $\overline{M}_{0,7}$ parameterizing a stable curve with 2 marked points on one component, and 5 marked points on the other component (see Proposition 2.7). We have $D_{2,5} \cong \overline{M}_{0,6}$, and the induced map is given by $\overline{M}_{0,6} \rightarrow \text{pt} \times \overline{M}_{0,4}$. The general fiber is the blowup of \mathbb{F}_0 at 4 points along the diagonal (Lemma 4.6). This is the same as blowing up \mathbb{P}^2 at 4 points in general position, and then a 5th point on the line between 2 of the points. \square

Remark 4.8. Part (1) of the lemma is used when computing fibers of type b (cf. the components of type 1 in Fig. 24). Part (2) is used when computing fibers of type ab (cf. the components of type 2 in Fig. 28). Note in part (2) of the lemma that if instead $A_1 \subset A_2$, then $D(A_1) \cap D(A_2) = \text{pt} \times \overline{M}_{0,7}$ (Proposition 2.7), and the general fiber is the same as the general fiber of $\pi|_{D(A_2)}$. This says that the type ab fiber also has a component as described in part (1) of the lemma; this is the component of type 1 in Fig. 28.

Remark 4.9. Note the map $\pi|_{D(A_2)}: D(A_2) \rightarrow D(A_3^2)$ is not everywhere flat, but the locus where it is not flat is the intersection with the non-flat A_3^2 locus [HKT09, Proof of Proposition 10.22], and therefore is dealt with by Section 4.1.1 below, cf. Example 4.17.

Lemma 4.10. *Let $k = 1, \dots, 4$ and consider a collection of k pairwise orthogonal $A_1 \subset E_6$'s. Let Z be the intersection of the corresponding divisors in $\overline{Y}(E_7)$, and W the intersection of the corresponding divisors in $\overline{Y}(E_6)$. Then π restricts to a morphism $Z \rightarrow W$ whose general fiber is the minimal resolution of a singular cubic surface with k A_1 singularities.*

Proof. It follows from [HKT09, Lemma 10.8] and Sekiguchi's explicit descriptions of the strata $Z \subset \overline{Y}(E_7)$ [Sek00] (cf. Section 2.2) that $\pi|_Z: Z \rightarrow W$ is determined by the pullback of boundary divisors of W . The interior Z° of Z (i.e., the complement in Z of the intersections with the boundary divisors) is a moduli space of 7 points in \mathbb{P}^2 lying in a certain degenerate configuration, and the general fiber of $\pi|_Z$ is the blowup of \mathbb{P}^2 at the first 6 points. For instance:

- (1) $D(7)$ gives the blowup of 6 points on a conic.
- (2) $D(7) \cap D(56)$ gives the blowup of 6 points p_1, \dots, p_6 such that p_6 lies on the line tangent to the conic through p_1, \dots, p_5 .
- (3) $D(123) \cap D(345) \cap D(156)$ gives the blowup of 6 points p_1, \dots, p_6 such that p_1, p_2, p_3 lie on a line, p_3, p_4, p_5 lie on a line, and p_1, p_5, p_6 lie on a line.
- (4) $D(123) \cap D(345) \cap D(146) \cap D(256)$ gives the blowup of 6 points p_1, \dots, p_6 such that any 3 points lie on a line (see also Proposition 2.11).

In any case, the general fiber is the minimal resolution of a cubic surface with k A_1 singularities. \square

Remark 4.11. Recall from Proposition 2.11 that there are 2 types of intersections of 3 $D(A_1)$ divisors on $\overline{Y}(E_7)$, depending on whether the orthogonal complement of the 3 A_1 's in E_7 is a D_4 or a $3A_1$. The condition that all 3 A_1 's lie in E_6 ensures that only the second type occurs in the above lemma. Intersections of the first type occur, for instance, as the intersection of 3 horizontal A_1 divisors (and in particular, correspond to Eckardt points on the fibers of $\tilde{\pi}: \tilde{Y}(E_7) \rightarrow \tilde{Y}(E_6)$, see Section 5).

4.1.1. *Fibers near non-flat A_3^2 divisors.* Recall from Table 1 and [HKT09, Proposition 10.9] that the restriction of $\pi: \overline{Y}(E_7) \rightarrow \overline{Y}(E_6)$ to a non-flat A_3^2 divisor is the first projection

$$\overline{M}_{0,5} \times \overline{M}_{0,5} \times \overline{M}_{0,4} \rightarrow \overline{M}_{0,5}.$$

In the below lemma we identify $\overline{M}_{0,4}$ with \mathbb{P}^1 and $\overline{M}_{0,5}$ with the blowup of \mathbb{P}^2 at 4 points in general position [Kap93].

Lemma 4.12 ([HKT09, Lemma 10.24, Proof of Lemma 10.27]). *Let p_1, \dots, p_4 be 4 points in general position in \mathbb{P}^2 , and let ℓ_{ij} be the line between points p_i and p_j . Then the restriction of $\tilde{\pi}: \tilde{Y}(E_7) \rightarrow \tilde{Y}(E_6)$ to the strict transform of a non-flat A_3^2 divisor is the morphism*

$$\overline{M}_{0,5} \times \overline{M}_{0,5} \times \overline{M}_{0,4} \xrightarrow{id \times f} \overline{M}_{0,5} \times \overline{M}_{0,4},$$

where $id : \overline{M}_{0,5} \rightarrow \overline{M}_{0,5}$ is the identity map on the first component, and $f : \overline{M}_{0,5} \times \overline{M}_{0,4} \rightarrow \overline{M}_{0,4}$ is the strict transform of the linear system on $\mathbb{P}^2 \times \mathbb{P}^1$ spanned by the two divisors $(\ell_{12} \times \mathbb{P}^1) \cup (\mathbb{P}^2 \times \{0\})$ and $(\ell_{34} \times \mathbb{P}^1) \cup (\mathbb{P}^2 \times \{1\})$.

In particular, the general fiber of $\tilde{\pi}|_{D(A_3^2)}$ is the blowup of \mathbb{P}^2 at 5 points—the 4 points p_1, \dots, p_4 in general position, and the point $p_5 = \ell_{12} \cap \ell_{34}$.

Denote by X the general fiber of $\tilde{\pi}|_{D(A_3^2)}$ as described in the above lemma. Any surface obtained as a fiber of $\tilde{\pi} : \tilde{Y}(E_7) \rightarrow \tilde{Y}(E_6)$ whose type involves a_i for $i = 2, 3$, or 4 contains at least one component that is isomorphic to X , or to a special fiber of $\tilde{\pi}|_{D(A_3^2)}$ yielding a degeneration of X into four irreducible components as described for type aa_2 in Example 4.16. (For other surfaces having a special fiber of $\tilde{\pi}|_{D(A_3^2)}$ as a component, the degeneration of X is isomorphic to that described in the aa_2 case, see Tables 16, 18, 19, 22 to 28, 32 and 34 to 36 for the analogous computations.) For detailed pictures of surfaces involving X or a degeneration of X , see Figs. 9, 10, 15, 16, 21, 22, 35, 36, 43 and 44.

4.2. Examples. In order to clarify the structure of the proof of Theorem 4.4, we describe several examples in detail.

Example 4.13. In this example we compute the fiber of $\tilde{\pi} : \tilde{Y}(E_7) \rightarrow \tilde{Y}(E_6)$ over a general point of the type a boundary divisor $D(7)$. Since a general point of $D(7)$ does not lie in the image of the non-flat locus of $\tilde{Y}(E_7)$, it is enough to compute the fiber of $\pi : \overline{Y}(E_7) \rightarrow \overline{Y}(E_6)$ instead. There are 8 boundary divisors of $\overline{Y}(E_7)$ surjecting onto $D(7)$.

- (1) One boundary divisor $D(A_1) = D(7)$. By Lemma 4.10, the general fiber of $\pi|_{D(A_1)}$ is the minimal resolution of a cubic surface with one A_1 singularity. It intersects the boundary divisor $D(A_7) = D(X_0)$ below in the exceptional fiber over the singular point, and it intersects the six boundary divisors $D(A_2) = D(i, 7, i7)$ below in the strict transforms of the six lines passing through the singular point. In addition, $D(A_1)$ intersects the 15 horizontal A_1 divisors $D(ij7)$, for $ij \subset [6]$, in 15 lines which do not pass through the singular point.
- (2) One boundary divisor $D(A_7) = D(X_0)$, where X_0 is the A_7 subsystem of E_7 whose positive roots are listed in Table 13. We have $D(A_7) \cong \overline{M}_{0,8}$, and the restriction of π to $D(A_7)$ is the morphism $\overline{M}_{0,8} \rightarrow \overline{M}_{0,6}$ dropping two marked points. Thus by Lemma 4.6, the general fiber of $\pi|_{D(A_7)}$ is isomorphic to the blowup $Bl_6\mathbb{F}_0$ of $\mathbb{F}_0 \cong \mathbb{P}^1 \times \mathbb{P}^1$ at six points on its diagonal. Analyzing the proof of Lemma 4.6 in comparison with the description of the intersections of boundary divisors in Proposition 2.7, we see that the six exceptional divisors on $Bl_6\mathbb{F}_0$ are cut out by the intersections with the six boundary divisors $D(A_2) = D(i, 7, i7)$ described below, and the strict transform of the diagonal is cut out by the intersection with the boundary divisor $D(A_1) = D(7)$. Furthermore, there are 12 horizontal A_1 divisors which intersect $D(X_0)$, these are given by $A_1 = (i)$ and $A_1 = (i7)$, for $i = 1, \dots, 6$. The divisors $D(i)$ cut out the strict transforms of lines in one ruling of $\mathbb{P}^1 \times \mathbb{P}^1$, and the divisors $D(i7)$ cut out the strict transforms of lines in another ruling of $\mathbb{P}^1 \times \mathbb{P}^1$.
- (3) Six boundary divisors $D(A_2) = D(i, 7, i7)$, for $i = 1, \dots, 6$. We have $D(A_2) \cong \overline{M}_{0,4} \times \overline{M}_{0,7}$, and the restriction of π to $D(A_2)$ is the morphism $\overline{M}_{0,4} \times \overline{M}_{0,7} \rightarrow \overline{M}_{0,3} \times \overline{M}_{0,6}$ given by dropping a marked point in each coordinate. The general fiber of $\pi|_{D(A_2)}$ is therefore isomorphic to $\mathbb{P}^1 \times \mathbb{P}^1$, with three distinguished rulings $pt \times \mathbb{P}^1$ (coming from the three marked points on $\overline{M}_{0,3}$), and six distinguished rulings $\mathbb{P}^1 \times pt$ (coming from the six marked points on $\overline{M}_{0,6}$).

Since $(7) \subset (i, 7, i7)$, we see by Proposition 2.7 that $D(7) \cap D(i, 7, i7)$ is equal to $p \times \overline{M}_{0,7} \subset D(i, 7, i7)$, where p is a boundary divisor of $\overline{M}_{0,4}$. It follows that $D(7)$ cuts out one of the three distinguished rulings $pt \times \mathbb{P}^1$ on the general fiber of $\pi|_{D(A_2)}$. Similarly, the two other distinguished rulings $pt \times \mathbb{P}^1$ come from the restrictions to $D(i, 7, i7)$ of the horizontal A_1 divisors $D(i)$ and $D(i7)$.

Since $(i, 7, i7) \subset X_0$, we see by Proposition 2.7 that $D(i, 7, i7) \cap D(X_0)$ is equal to $\overline{M}_{0,4} \times D_{2,5} \subset D(i, 7, i7)$, where $D_{2,5} \cong \overline{M}_{0,6}$ is one of the horizontal divisors (sections) of $\overline{M}_{0,7} \rightarrow \overline{M}_{0,6}$. It follows that $D(X_0)$ cuts out one of the six distinguished rulings $\mathbb{P}^1 \times pt$ on the general fiber of $\pi|_{D(A_2)}$. Similarly, the five other distinguished rulings $\mathbb{P}^1 \times pt$ come from restrictions to $D(i, 7, i7)$ of horizontal A_1 divisors for $A_1 \perp (i, 7, i7)$. Explicitly, if for instance $i = 1$, then the five relevant horizontal A_1 s are given by $A_1 = (127), (137), (147), (157), (167)$.

Gluing the above descriptions of the irreducible components together, we obtain the surface of type a with eight irreducible components pictured in Fig. 4.

Example 4.14. In this example we compute the fiber of $\tilde{\pi} : \tilde{Y}(E_7) \rightarrow \tilde{Y}(E_6)$ over a general point of the type b boundary divisor $D(A_2^3) = D((123, 456, 7) \times (12, 13, 23) \times (45, 46, 56))$. Since a general point of this divisor does not lie in the image of the non-flat locus of $\tilde{Y}(E_7)$, it is enough to compute the fiber of $\pi : \bar{Y}(E_7) \rightarrow \bar{Y}(E_6)$ instead. There are 12 boundary divisors of $\bar{Y}(E_7)$ surjecting onto $D(A_2^3)$.

- (1) Three divisors $D(A_2)$ for $A_2 = (123, 456, 7)$, $(12, 13, 23)$, and $(45, 46, 56)$. We have $D(A_2) \cong \bar{M}_{0,4} \times \bar{M}_{0,7}$, and $\pi|_{D(A_2)}$ is given by $\bar{M}_{0,4} \times \bar{M}_{0,7} \rightarrow \bar{M}_{0,4} \times (\bar{M}_{0,4} \times \bar{M}_{0,4})$, where the map is the identity on the first component, and a product of forgetful morphisms on the second component, as in Table 1 and Lemma 4.7. By Lemma 4.7, the general fiber of $\pi|_{D(A_2)}$ is isomorphic to the blowup of \mathbb{P}^2 at six points, with three on one line and three on another line. The intersections of $D(A_2)$ with the other two $D(A_2)$ s give the strict transforms of these two lines. A given $D(A_2)$ intersects six of the nine $D(A_2^3)$ divisors below, in the six exceptional divisors. Finally, a given $D(A_2)$ intersects 9 horizontal A_1 divisors, in the strict transforms of lines connecting one of the blown up points on one line, with one of the blown up points on the other line.
- (2) Nine divisors $D(A_2^3)$, for $A_2^3 \cap E_6 = A_2^2$, where $A_2^2 \subset A_2^3$ is the subsystem consisting of two of the three A_2 's making up A_2^3 . For explicit descriptions of these nine A_2^3 subsystems of E_7 , see Table 29. We have $D(A_2^3) \cong \bar{M}_{0,5} \times \bar{M}_{0,5} \times \bar{M}_{0,4}$, and $\pi|_{D(A_2^3)}$ is a morphism $\bar{M}_{0,5} \times \bar{M}_{0,5} \times \bar{M}_{0,4} \rightarrow \bar{M}_{0,4} \times \bar{M}_{0,4} \times \bar{M}_{0,4}$, given by a forgetful map in the first two coordinates, and the identity in the last coordinate. It follows that the general fiber of $\pi|_{D(A_2^3)}$ is isomorphic to $\mathbb{P}^1 \times \mathbb{P}^1$, with four distinguished rulings $pt \times \mathbb{P}^1$ (coming from the four marked points on the first copy of $\bar{M}_{0,4}$), and four distinguished rulings $\mathbb{P}^1 \times pt$ (coming from the four marked points on the second copy of $\bar{M}_{0,4}$). With $A_2^3 \cap E_6 = A_2^2$, we see that $D(A_2) \cap D(A_2^3)$ for the two A_2 s making up A_2^2 cut out one line in each respective ruling of $\mathbb{P}^1 \times \mathbb{P}^1$. The remaining three lines in each ruling are given by intersections with horizontal A_1 divisors.

Gluing the above descriptions of the irreducible components together, we obtain the surface of type b with 12 irreducible components pictured in Fig. 24.

Example 4.15. In this example we compute the fiber of $\tilde{\pi} : \tilde{Y}(E_7) \rightarrow \tilde{Y}(E_6)$ over a general point of the type a_2 boundary divisor $D(A_1 \perp A_1') = D(7 \perp 56)$. A general point of this divisor lies in the image of the non-flat A_3^2 divisor $D(A_3^2(7, 56))$, where $A_3^2(7, 56)$ is the A_3^2 root subsystem of E_7 described in Table 11. Thus in order to compute the fiber of $\tilde{\pi}$ over a general point of $D(A_1 \perp A_1')$, we are required to actually work with $\tilde{\pi}$ instead of π . On the other hand, away from the non-flat A_3^2 divisors, $\tilde{\pi}$ is the pullback of π , so we can still begin our investigation by first studying $\pi : \bar{Y}(E_7) \rightarrow \bar{Y}(E_6)$. The image of $D(7 \perp 56)$ in $\bar{Y}(E_6)$ is the codimension two boundary stratum $D(7) \cap D(56)$. There is a total of 20 boundary strata of $\bar{Y}(E_7)$ surjecting onto $D(7) \cap D(56)$: 19 codimension two boundary strata, plus the codimension one non-flat A_3^2 divisor mentioned above. Explicitly, we have the following description of the strata and the corresponding general fibers.

- (1) One codimension two stratum $D(7) \cap D(56) \subset \bar{Y}(E_7)$. By Lemma 4.10, the general fiber of $\pi|_{D(7) \cap D(56)} : D(7) \cap D(56) \rightarrow D(7) \cap D(56)$ is isomorphic to the minimal resolution of a cubic surface with two A_1 singularities.
- (2) Two codimension two strata $D(A_1) \cap D(A_7)$, where $A_1 \subset A_7$ (see Table 15 for explicit descriptions of these root systems). By Proposition 2.7 intersection $D(A_1) \cap D(A_7)$ is isomorphic to $\bar{M}_{0,7} \cong D_{2,6}$ on $D(A_7) \cong \bar{M}_{0,8}$, and the restriction of π to $D(A_1) \cap D(A_7)$ is a forgetful morphism $\bar{M}_{0,7} \rightarrow \bar{M}_{0,5}$. It follows by Lemma 4.6 that the general fiber of $\pi|_{D(A_1) \cap D(A_7)}$ is isomorphic to the blowup of $\mathbb{F}_0 \cong \mathbb{P}^1 \times \mathbb{P}^1$ at 5 points on its diagonal.
- (3) One boundary divisor $D(A_3^2(7, 56))$, where

$$A_3^2(7, 56) = (5, 6, 7, 56, 57, 67) \times (12, 13, 14, 23, 24, 34).$$

The morphism π is not flat over $D(A_3^2(7, 56))$; its flattening has general fiber isomorphic to the blowup of \mathbb{P}^2 at five points, with two points on one line, two points on another line, and the fifth point the intersection of the two lines, as described in Lemma 4.12.

- (4) Four codimension two strata $D(A_2) \cap D(A_7)$, where $A_2 \subset A_7$ (see Table 15 for explicit descriptions of these root systems). By Proposition 2.7, the intersection $D(A_2) \cap D(A_7)$ is isomorphic to $\bar{M}_{0,4} \times \bar{M}_{0,6}$.

The restriction of π to $D(A_2) \cap D(A_7)$ is a morphism $\overline{M}_{0,4} \times \overline{M}_{0,6} \rightarrow \overline{M}_{0,3} \times \overline{M}_{0,5}$, given as the product of a forgetful map in each coordinate. Thus the general fiber of $\pi|_{D(A_2) \cap D(A_7)}$ is isomorphic to $\mathbb{F}_0 \cong \mathbb{P}^1 \times \mathbb{P}^1$, with three distinguished rulings $p \times \mathbb{P}^1$ and five distinguished rulings $\mathbb{P}^1 \times p$. One of the rulings $p \times \mathbb{P}^1$ is given by the intersection with the component described in (3) above, and one of the rulings $\mathbb{P}^1 \times p$ is given by the intersection with a component described in (2) above. The remaining rulings are cut out by horizontal A_1 divisors.

- (5) (a) Eight codimension two strata $D(A_1) \cap D(A_2)$, where $A_1 \perp A_2$ (see Table 15 for explicit descriptions of these root systems). By Proposition 2.7, the intersection $D(A_1) \cap D(A_2)$ is isomorphic to $\overline{M}_{0,4} \times \overline{M}_{0,6}$. As in (4) above, $\pi|_{D(A_1) \cap D(A_2)}$ is given by a product of forgetful maps $\overline{M}_{0,4} \times \overline{M}_{0,6} \rightarrow \overline{M}_{0,3} \times \overline{M}_{0,5}$, and its general fiber is isomorphic to $\mathbb{F}_0 \cong \mathbb{P}^1 \times \mathbb{P}^1$, with three distinguished rulings $p \times \mathbb{P}^1$ and five distinguished rulings $\mathbb{P}^1 \times p$. This time, one of the rulings $p \times \mathbb{P}^1$ is given by the intersection with the component described in (1) above, and the remaining two rulings $p \times \mathbb{P}^1$ are cut out by horizontal A_1 divisors. Three of the rulings $\mathbb{P}^1 \times p$ are cut out by horizontal A_1 divisors. The remaining two rulings $\mathbb{P}^1 \times p$ are given by the intersections with a component described in (2) above, and a component described in 5(b) below.
- (b) Four codimension two strata $D(A_2) \cap D(A'_2)$, where $A_2 \perp A'_2$ (see Table 15 for explicit descriptions of these root systems). By Proposition 2.7, the intersection $D(A_2) \cap D(A'_2)$ is isomorphic to $\overline{M}_{0,4} \times \overline{M}_{0,4} \times \overline{M}_{0,5}$. The restriction of π to $D(A_2) \cap D(A'_2)$ is given by $\overline{M}_{0,4} \times \overline{M}_{0,4} \times \overline{M}_{0,5} \rightarrow \overline{M}_{0,3} \times \overline{M}_{0,3} \times \overline{M}_{0,5}$, where the map is a forgetful morphism in the first and second coordinates, and the identity in the third component. It follows that a general fiber of $\pi|_{D(A_2) \cap D(A'_2)}$ is isomorphic to $\mathbb{F}_0 \cong \mathbb{P}^1 \times \mathbb{P}^1$, with three distinguished rulings $p \times \mathbb{P}^1$, and three distinguished rulings $\mathbb{P}^1 \times p$. One of the rulings $p \times \mathbb{P}^1$ is given by the intersection with a component described in 5(a) above, likewise for one of the rulings $\mathbb{P}^1 \times p$, and the other four rulings are cut out by horizontal A_1 divisors.

Gluing the above descriptions of irreducible components together, we obtain the surface of type a_2 with 20 irreducible components pictured in Fig. 9.

Example 4.16. In this example we consider the fiber of $\tilde{\pi} : \tilde{Y}(E_7) \rightarrow \tilde{Y}(E_6)$ over a general point of the type aa_2 stratum $D(7) \cap D(7 \perp 56)$. The strata of $\tilde{Y}(E_7)$ that surject onto $D(7) \cap D(7 \perp 56)$ are given by intersections of strata that surject onto $D(7)$ with strata that surject onto $D(7 \perp 56)$. We directly verify that if neither such stratum is (the exceptional divisor over the) non-flat A_3^2 divisor surjecting onto $D(7 \perp 56)$, then the general fiber is isomorphic to the corresponding general fiber for the type a_2 case as described in Example 4.15. Thus the only place where the aa_2 fiber differs from the a_2 fiber is near the non-flat A_3^2 divisor. Near the non-flat A_3^2 divisor, there are four strata surjecting onto $D(7) \cap D(7 \perp 56)$. We describe these strata on $D(A_3^2) \subset \tilde{Y}(E_7)$; the corresponding general fibers for the restrictions of $\tilde{\pi}$ to these strata are then explicitly computed using Lemma 4.12.

- (1) One stratum $D(A_7) \cap D(A_3^2)$, where $A_7 = X_0$ is the root subsystem appearing in Example 4.13 and Table 13. This stratum has the form $\overline{M}_{0,5} \times \overline{M}_{0,5} \times 0$ on $D(A_3^2) \cong \overline{M}_{0,5} \times \overline{M}_{0,5} \times \overline{M}_{0,4}$, following the notation of Lemma 4.12. The general fiber of $\tilde{\pi}|_{D(A_7) \cap D(A_3^2)}$ is $\overline{M}_{0,5} \cong Bl_4 \mathbb{P}^2$.
- (2) One stratum $D(7) \cap D(A_3^2)$. This stratum has the form $\overline{M}_{0,5} \times \ell_{12} \times \overline{M}_{0,4}$ on $D(A_3^2) \cong \overline{M}_{0,5} \times \overline{M}_{0,5} \times \overline{M}_{0,4}$, following the notation of Lemma 4.12. The general fiber of $\tilde{\pi}$ restricted to this stratum is \mathbb{F}_0 .
- (3) Two strata $D(A_2) \cap D(A_3^2)$ for $A_2 = (i, 7, i7)$, $i = 5, 6$. These strata have the form $\overline{M}_{0,5} \times e_j \times \overline{M}_{0,4}$ on $D(A_3^2) \cong \overline{M}_{0,5} \times \overline{M}_{0,5} \times \overline{M}_{0,4}$, following the notation of Lemma 4.12, where e_j is an exceptional divisor over one of the four points in the blowup $\overline{M}_{0,5} \cong Bl_4 \mathbb{P}^2$. The general fiber of $\tilde{\pi}|_{D(A_2) \cap D(A_3^2)}$ is \mathbb{F}_0 .

The above four components glue to each other and to the remainder of the fiber over $\tilde{\pi}$ over a general point of $D(7) \cap D(7 \perp 56)$ to give the surface of type aa_2 with 23 irreducible components pictured in Fig. 10.

Example 4.17. For brevity we avoid going into detail for further examples. We mention however that computations analogous to those in Example 4.15 and Example 4.16 show that any surface whose type involves a_i for $i = 2, 3, 4$ has at least one component isomorphic to either the blowup X of \mathbb{P}^2 at five points in special position as described in Lemma 4.12, or to the degeneration of this surface into four irreducible components as described in Example 4.16. For instance, the intersection of a non-flat $D(A_3^2)$ and

a $D(A_2) \mapsto D(A_2^3)$ is of the form $\overline{M}_{0,5} \times \ell \times \overline{M}_{0,4} \subset D(A_2^3)$, where ℓ is a boundary divisor of $\overline{M}'_{0,5}$, so the general fiber of $\tilde{\pi}|_{D(A_2^3) \cap D(A_2)}$ in this case is isomorphic to X . This gives a component of a type a_2b surface.

To summarize, we prove Theorem 4.4 and describe all fibers of $\tilde{\pi} : \tilde{Y}(E_7) \rightarrow \tilde{Y}(E_6)$ by carrying out computations analogous to the above examples for $W(E_6)$ -representatives of all strata of $\tilde{Y}(E_6)$. The combinatorics of the root subsystems describing irreducible components of the fibers are given in Appendix C, and we glue the corresponding irreducible components as in the above examples to obtain the pictures of the fibers in Section 6.

5. ECKARDT POINTS

Recall that an Eckardt point of a smooth cubic surface is a point at which three of the lines on the surface intersect. In this section we describe the possible configurations of Eckardt points on the fibers of the morphism $\tilde{\pi} : \tilde{Y}(E_7) \rightarrow \tilde{Y}(E_6)$ computed in the previous section, and explain how to blowup these Eckardt points to obtain the universal family of weight 1 stable marked cubic surfaces, cf. [HKT09, Theorem 10.31].

We first must be more precise about what we mean by an Eckardt point of a fiber of $\tilde{\pi}$.

Definition 5.1 ([HKT09, Definition 10.21]). The *Eckardt locus* of $\tilde{Y}(E_7)$ is the union of the intersections of three horizontal A_1 divisors of $\tilde{\pi} : \tilde{Y}(E_7) \rightarrow \tilde{Y}(E_6)$. The *Eckardt points* on a fiber (S, B) of $\tilde{\pi} : (\tilde{Y}(E_7), B_{\tilde{\pi}})$ are the intersection points of (S, B) with the Eckardt locus of $\tilde{Y}(E_7)$.

Remark 5.2. From the combinatorics of the A_1 subsystems of E_7 giving horizontal A_1 divisors of $\tilde{\pi}$, one sees that the Eckardt locus of $\tilde{Y}(E_7)$ is the disjoint union of 45 irreducible components. The images of these components in $\tilde{Y}(E_6)$ give the Eckardt divisors of $\tilde{Y}(E_6)$, also obtained as the strict transforms under $\tilde{Y}(E_6) \rightarrow \overline{Y}(E_6)$ of Naruki's tritangent divisors on $\overline{Y}(E_6)$ (cf. Section 2.2 and [Nar82]). The intersections among Eckardt and boundary divisors of $\tilde{Y}(E_6)$ are described in detail in [Sch24, Section 4].

Lemma 5.3 ([HKT09, Proposition 10.23]). *Any Eckardt points on a fiber (S, B) of $\tilde{\pi} : (\tilde{Y}(E_7), B_{\tilde{\pi}}) \rightarrow \tilde{Y}(E_6)$ lie in the smooth locus of S .*

Proposition 5.4 ([HKT09, Theorem 10.31]). *Let $\check{Y}(E_7)$ denote the blowup of $\tilde{Y}(E_7)$ along the Eckardt locus, and let $\check{\pi} : (\check{Y}(E_7), B_{\check{\pi}}) \rightarrow \tilde{Y}(E_6)$ be the induced morphism to $\tilde{Y}(E_6)$, where $B_{\check{\pi}}$ is the strict transform of $B_{\tilde{\pi}}$. Then $\check{\pi}$ is a flat family of stable pairs, giving the universal family of (unweighted) stable marked cubic surfaces over the moduli space $\tilde{Y}(E_6)$. Each fiber (\check{S}, \check{B}) of $\check{\pi}$ is obtained from a fiber (S, B) of $\tilde{\pi}$ by blowing up each Eckardt point on (S, B) , and attaching to the exceptional divisor a copy of \mathbb{P}^2 glued along a general line. The pullbacks of the three lines passing through the Eckardt point on (S, B) intersect the \mathbb{P}^2 in three lines in general position, as pictured in Fig. 1.*

Remark 5.5. As the above lemma and proposition are proven in [HKT09], we do not include their proofs. However, we comment briefly on a concrete approach to proving these results in keeping with the philosophy of the current paper.

The lemma can be proven by a direct computation of the fibers of $\tilde{\pi}$ over points in the intersection of Eckardt and boundary strata of $\tilde{Y}(E_6)$; as mentioned in Remark 5.2, these intersections are described in [Sch24, Section 4]. More carefully, including the Eckardt divisors in the boundary of $\tilde{Y}(E_6)$ induces a finer stratification of the boundary, and one may obtain the lemma by computing, for each stratum in this finer stratification, the fiber of $\tilde{\pi}$ over a general point of the given stratum. One finds that the only Eckardt points on a fiber of $\tilde{\pi}$ lie in the smooth locus of the fiber.

In order to prove the proposition, one can again follow the same general strategy as for computing the fibers of $\tilde{\pi}$. Namely, let (S, B) be a fiber of $\tilde{\pi}$ and suppose that it contains an Eckardt point. Assume that the Eckardt point does not lie on a component of (S, B) obtained from a non-flat A_2^3 divisor of $\overline{Y}(E_7)$. Then the fiber (S, B) near the Eckardt point is computed as the pullback of the corresponding fiber of $\pi : \overline{Y}(E_7) \rightarrow \overline{Y}(E_6)$. Observe that if three horizontal A_1 divisors intersect, then the orthogonal complement of the three A_1 root subsystems of E_7 is a $D_4 \subset E_7$, and the restriction of π to the Eckardt component cutting out the Eckardt point of interest on (S, B) is given by the identity morphism $\overline{X}(D_4) \rightarrow \overline{X}(D_4)$ (cf. Section 2.2 and Proposition 2.11). Blowing up the Eckardt component induces the projection map $\overline{X}(D_4) \times \mathbb{P}^2 \rightarrow \overline{X}(D_4)$, whose general fiber is \mathbb{P}^2 , and the three Eckardt divisors give three lines in general

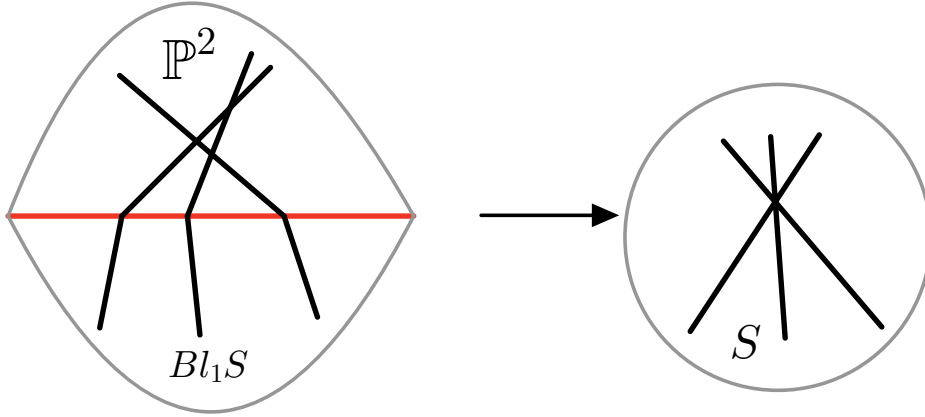


Figure 1. The resolution of an Eckardt point. On the right, three lines intersect in a point, and on the left this point is blown up and a copy of \mathbb{P}^2 is attached to the exceptional line.

position on this \mathbb{P}^2 . If instead the Eckardt point of (S, B) lies on a component obtained from non-flat A_3^2 divisor of $\bar{Y}(E_7)$, then a direct computation using the description of the flattening of π as in Lemma 4.12 shows the same description for the blowup of this Eckardt point.

We now turn our attention to describing the potential configurations of Eckardt points on fibers of $\tilde{\pi}$. For this, first observe from our explicit descriptions of the fibers (Theorem 4.4) that the only irreducible components of a fiber which potentially contain Eckardt points are those isomorphic to \tilde{S}_{kA_1} , $k = 0, \dots, 4$, \tilde{S}_{A_2} , or $Bl_5\mathbb{P}^2$, where \tilde{S}_{iA_1} is the minimal resolution of a cubic surface with k A_1 singularities, \tilde{S}_{A_2} is the minimal resolution of a cubic surface with an A_2 singularity (obtained as the blowup of \mathbb{P}^2 at three points on one line and three points on another line, appearing for instance in fibers of type b), and $Bl_5\mathbb{P}^2$ is the blowup of \mathbb{P}^2 at the 5 points not in general position described in Lemma 4.12. It is also straightforward to observe that any Eckardt point on a component isomorphic to \tilde{S}_{kA_1} or \tilde{S}_{A_2} arises as the strict transform of an Eckardt point on the corresponding singular surface S_{kA_1} or S_{A_2} . Thus we reduce to describing the potential configurations of Eckardt points on cubic surfaces with at worst A_1 or one A_2 singularities, as well as on the special surface $Bl_5\mathbb{P}^2$ of Lemma 4.12.

Remark 5.6. Surprisingly, Eckardt points on singular cubic surfaces do not appear to be well-studied. Some partial results appear in [Tu05], where Eckardt points are called star points. We note however that our notion of Eckardt points on singular cubic surfaces is more restrictive than in [Tu05], as we only consider points which occur as the intersection of three distinct lines of multiplicity one.

We require the following result, which in the case of a smooth cubic surface is classical.

Lemma 5.7. *Let S be a cubic surface that is either smooth, has only A_1 singularities, or has exactly one singularity, of type A_2 .*

- (1) *A given multiplicity one line of S can contain at most two Eckardt points.*
- (2) *Suppose p and p' are two Eckardt points of S having no line in common. Then there is a unique third Eckardt point p'' also having no lines in common with p or p' .*

Proof. (1) First suppose S is smooth. One may choose a marking of S as the blowup of 6 points p_1, \dots, p_6 in \mathbb{P}^2 so that the Eckardt points of interest lie on the line c_6 obtained as the strict transform of the conic through the first 5 points. The Eckardt points lying on c_6 must be obtained as triples (e_i, c_6, ℓ_{i6}) , where e_i is the strict transform of a point p_i , $i = 1, \dots, 5$ lying on the conic, and ℓ_{i6} is the strict transform of the line through p_i and p_6 . For this triple to give an Eckardt point, the line through p_i and p_6 must be tangent to the conic at p_i . But there are only two lines tangent to a conic passing through a point not on the conic. In the singular case, the minimal resolution of S is obtained as the blowup of a degeneration of the 6 points p_1, \dots, p_6 so that they are no longer in general position.

With the chosen marking, the only way to obtain an additional Eckardt point on c_6 is to allow some of the points p_1, \dots, p_5 on the conic to be infinitely near. But then the line between the infinitely near point and p_6 has multiplicity greater than one, hence the tangent point cannot be an Eckardt point in our definition.

- (2) In the smooth case, let ℓ be the line in \mathbb{P}^3 passing through the points p and p' . Then ℓ must intersect S in a third point p'' , which one can show is an Eckardt point, see for instance [Dol, Proposition 9.1.26]. The same argument applies in the singular case, since in our definition of an Eckardt point on a singular cubic surface any Eckardt point lies in the smooth locus, and all the lines in question have multiplicity one. □

The below lemma is a special case of [Tu05, Proposition 5.3] and [CC11, Lemma 4.8].

Lemma 5.8 ([Tu05, Proposition 5.3], [CC11, Lemma 4.8]). *Let S be a cubic surface that has only A_1 singularities, or has exactly one singularity, of type A_2 . Then any Eckardt point of S is the specialization of an Eckardt point on a smooth cubic surface.*

Proposition 5.9. *Let S be a cubic surface that is either smooth, has only A_1 singularities, or has exactly one singularity, of type A_2 .*

- (1) *If S is smooth, then S has either 0, 1, 2, 3, 4, 6, 9, 10, or 18 Eckardt points.*
- (2) *If S has one A_1 singularity, then S has either 0, 1, 2, 3, 4, or 6 Eckardt points.*
- (3) *If S has two A_1 singularities, then S has either 0 or 1 Eckardt points.*
- (4) *If S has three A_1 singularities, then S has either 0 or 1 Eckardt points.*
- (5) *If S has four A_1 singularities, then S has no Eckardt points.*
- (6) *If S has one A_2 singularity, then S has either 0, 1, 2, or 3 Eckardt points.*

Proof. (1) The result for smooth cubic surfaces is classical and well-known, see for instance [Eck76, BK22]. The possible configurations of Eckardt points are constrained by Lemma 5.7. We note for later use in this proof that there is a unique smooth cubic surface with 18 Eckardt points, namely, the Fermat cubic

$$\{x_0^3 + x_1^3 + x_2^3 + x_3^3 = 0\} \subset \mathbb{P}^3.$$

Likewise, there is a unique smooth cubic surface with 10 Eckardt points, namely, the Clebsch diagonal cubic

$$\{x_0 + x_1 + x_2 + x_3 + x_4 = 0, x_0^3 + x_1^3 + x_2^3 + x_3^3 + x_4^3 = 0\} \subset \mathbb{P}^4.$$

Finally, any smooth cubic surface with 9 Eckardt points is a *cyclic* cubic surface, defined by an equation of the form

$$\{x_0^3 = G(x_1, x_2, x_3)\} \subset \mathbb{P}^3,$$

where $G(x_1, x_2, x_3)$ is the equation of a smooth plane cubic curve (cf. [DD19, Proposition 10.6]). The 9 Eckardt points on a cyclic cubic surface arise from the 9 inflection points of the smooth plane cubic curve $\{G(x_1, x_2, x_3) = 0\} \subset \mathbb{P}^2$.

- (2) Choose a marking of S so that the minimal resolution of S is the blowup of \mathbb{P}^2 at 6 points on a conic. Then the lines of multiplicity one on S are the strict transforms ℓ_{ij} , $ij \in [6]$, of the 15 lines through 2 of the 6 points. From this, we see that S can only have 0, 1, 2, 3, 4, or 6 Eckardt points. For instance, we have the following possible choices for configurations of triples of lines giving Eckardt points.

- 1 : $(\ell_{12}, \ell_{34}, \ell_{56})$,
- 2 : $(\ell_{12}, \ell_{34}, \ell_{56}), (\ell_{13}, \ell_{24}, \ell_{56})$,
- 3 : $(\ell_{12}, \ell_{34}, \ell_{56}), (\ell_{15}, \ell_{24}, \ell_{36}), (\ell_{13}, \ell_{45}, \ell_{26})$,
- 4 : $(\ell_{12}, \ell_{34}, \ell_{56}), (\ell_{13}, \ell_{26}, \ell_{45}), (\ell_{15}, \ell_{24}, \ell_{36}), (\ell_{12}, \ell_{36}, \ell_{45})$,
- 6 : $(\ell_{12}, \ell_{34}, \ell_{56}), (\ell_{15}, \ell_{24}, \ell_{36}), (\ell_{13}, \ell_{45}, \ell_{26}), (\ell_{12}, \ell_{45}, \ell_{36}), (\ell_{15}, \ell_{34}, \ell_{26}), (\ell_{13}, \ell_{24}, \ell_{56})$.

By applying Lemma 5.7, we see that there are no possible configurations with a different number of Eckardt points. (See [Tu09] for similar arguments.)

Furthermore, it is straightforward to construct cubic surfaces with one A_1 singularity and the prescribed numbers of Eckardt points. For instance, the cubic surface defined by

$$\{x_0 + x_1 + x_2 + x_3 + x_4 = 0, x_0^3 + x_1^3 + x_2^3 + x_3^3 + \frac{1}{16}x_4^3 = 0\} \subset \mathbb{P}^4$$

has one A_1 singularity and 6 Eckardt points, cf. [Dv04, Proposition 4.2(1)]. (The tritangent planes to the Eckardt points are defined by the intersections with the hyperplanes $x_i + x_j = 0$ for $i, j \in \{0, 1, 2, 3\}$ distinct; from this one directly verifies that each Eckardt point is indeed an Eckardt point in our sense, i.e., is the intersection point of three lines of multiplicity one.)

We remark that one may also show that there are at most 6 Eckardt points on S using Lemma 5.8. Namely, any Eckardt point on S is the specialization of an Eckardt point on a smooth cubic surface, but the smooth cubic surfaces with greater than 6 Eckardt points were described in the proof of part (1). None of these smooth cubic surfaces specialize to a cubic surface with an A_1 singularity, thus we cannot have more than 6 points on a cubic surface with an A_1 singularity.

- (3) Choose a marking of S so that the minimal resolution of S is the blowup of \mathbb{P}^2 at six points p_1, \dots, p_6 on a conic, such that p_5 and p_6 are infinitely near points. Then the 7 lines of multiplicity one on S are labeled by

$$\ell_{12}, \ell_{13}, \ell_{14}, \ell_{23}, \ell_{24}, \ell_{34}, \ell_{56},$$

where ℓ_{ij} is the strict transform of the line through p_i and p_j . We therefore see that the potential triples of lines giving Eckardt points are the 3 triples

$$(\ell_{12}, \ell_{34}, \ell_{56}), (\ell_{13}, \ell_{24}, \ell_{56}), (\ell_{14}, \ell_{23}, \ell_{56}).$$

By Lemma 5.7, it is not possible for all 3 of these triples to give an Eckardt point, since then the line ℓ_{56} would contain 3 Eckardt points, contradicting Lemma 5.7. In fact, it is also not possible to have 2 Eckardt points on S . Indeed, by Lemma 5.8, if S has 2 Eckardt points, then it is the specialization of a smooth cubic surface with 2 Eckardt points. But note that the line ℓ_{56} intersects the line (of multiplicity 4) connecting the two A_1 singularities of S . By [Tu05, Lemma 5.1], this intersection point is the specialization of an Eckardt point on a smooth cubic surface. Thus S can have at most 1 Eckardt point. It is indeed possible to achieve this. For instance, the cubic surface

$$\{x_0 + x_1 + x_2 + x_3 + x_4 = 0, x_0^3 + 4x_1^3 + 4x_2^3 + 9x_3^3 + 9x_4^3 = 0\} \subset \mathbb{P}^4$$

has two A_1 singularities and one Eckardt point.

- (4) Choose a marking of S so that the minimal resolution of S is the blowup of \mathbb{P}^2 at six points p_1, \dots, p_6 on a conic, such that p_5 and p_6 are infinitely near points, and p_3 and p_4 are infinitely near points. Then the 3 lines of multiplicity one on S are labeled by $\ell_{12}, \ell_{34}, \ell_{56}$. Thus the only potential Eckardt point is given by the triple $(\ell_{12}, \ell_{34}, \ell_{56})$. It is indeed possible to achieve this. For instance, the cubic surface

$$\{x_0 + x_1 + x_2 + x_3 + x_4 = 0, x_0^3 + x_1^3 + x_2^3 + 4x_3^3 + 4x_4^3 = 0\} \subset \mathbb{P}^4$$

has three A_1 singularities and one Eckardt point, cf. [Dv04, Proposition 4.2(3)]. (It is stated in *loc. cit.* that this cubic surface has 4 Eckardt points, but we verify directly that only one of these occurs as the intersection of 3 lines of multiplicity one.)

- (5) Choose a marking of S so that the minimal resolution of S is the blowup of \mathbb{P}^2 at the six points of intersection of four lines in general position in \mathbb{P}^2 . Then the 3 lines of multiplicity one on S are the strict transforms of the 3 lines through a point on one of the first four lines and a point on another of the first four lines. If these 3 lines intersected in a point, then we would obtain a configuration in \mathbb{P}^2 of 7 lines with 7 triple intersection points. This is the Fano configuration, which can only occur in characteristic 2. Thus there are no Eckardt points on S .
- (6) Choose a marking of S so that the minimal resolution of S is the blowup of \mathbb{P}^2 at six points p_1, \dots, p_6 , such that p_1, p_2, p_3 lie on one line ℓ_{123} , and p_4, p_5, p_6 lie on another line ℓ_{456} . The lines of multiplicity one on S are the strict transforms of the 9 lines ℓ_{ij} passing through p_i and p_j , for $i \in \{1, 2, 3\}$ and $j \in \{4, 5, 6\}$. Choose coordinates on \mathbb{P}^2 so that the 6 points are given by

$$\begin{aligned} p_1 &= (1 : 0 : 0), & p_2 &= (1 : a : 0), & p_3 &= (0 : 1 : 0), \\ p_4 &= (0 : 0 : 1), & p_5 &= (1 : 1 : b), & p_6 &= (1 : 1 : 1), \end{aligned}$$

where $a, b \notin \{0, 1\}$. From these points one can write explicit equations for each of the 9 lines,

$$\begin{aligned} \ell_{14} &= (y = 0), & \ell_{15} &= (z = by), & \ell_{16} &= (y = z), \\ \ell_{24} &= (y = ax), & \ell_{25} &= \left(-ax + y + \frac{a-1}{b}z = 0\right), & \ell_{26} &= (-ax + y + (a-1)z = 0), \\ \ell_{34} &= (x = 0), & \ell_{35} &= (z = bx), & \ell_{36} &= (x = z). \end{aligned}$$

Three lines in \mathbb{P}^2 meet in a point if the determinant of the matrix whose rows are the coefficients of the three lines is zero. Thus we can explicitly compute conditions on a, b for three lines to form an Eckardt point. We list the conditions for some particular triples of lines to form an Eckardt point:

$$\begin{aligned} (\ell_{14}, \ell_{25}, \ell_{36}) : a &= \frac{1}{1-b}, & (\ell_{15}, \ell_{26}, \ell_{34}) : b &= \frac{1}{1-a}, \\ (\ell_{16}, \ell_{24}, \ell_{35}) : a &= b, & (\ell_{14}, \ell_{26}, \ell_{35}) : a &= \frac{b}{b-1}. \end{aligned}$$

From this we see that if any two of the first three triples give Eckardt points, then the third one does as well (as expected from Lemma 5.7), namely, these three triples give three Eckardt points precisely when $a = b$ is a root of the polynomial $x^2 - x + 1$. On the other hand, the last two triples give two Eckardt points precisely when $a = b = 2$. Note this is incompatible with the condition that the first three triples give three Eckardt points. We conclude that the number of Eckardt points on S can only be 0, 1, 2, or 3. □

Remark 5.10. There is some interesting classical geometry related to line arrangements appearing in the case of an A_2 singularity above. Namely, following the notation of the above proof, consider the three intersection points $\ell_{15} \cap \ell_{24}$, $\ell_{16} \cap \ell_{34}$, and $\ell_{26} \cap \ell_{35}$. The classical Pappus' Hexagon Theorem implies that there is a unique line in \mathbb{P}^2 passing through these three intersection points. If we suppose that ℓ_{36} , ℓ_{25} , and ℓ_{14} pass through these respective intersection points as well, then we obtain in total a configuration of 12 lines and 9 points, such that any point is contained in 4 lines, and any line passes through 3 points. This is the classical Hesse configuration, which can also be constructed as the 9 inflection points of a smooth plane cubic curve, and the 12 lines passing through 3 of the inflection points each.

Proposition 5.11. *Let S be the blowup of \mathbb{P}^2 at five points p_1, \dots, p_5 , such that p_1, \dots, p_4 are in general position and p_5 is the intersection point of the line through p_1 and p_2 with the line through p_3 and p_4 . Consider the collection of lines on S consisting of the four lines $\ell_{13}, \ell_{14}, \ell_{23}, \ell_{24}$, where ℓ_{ij} is the strict transform of the line through p_i and p_j , and a line ℓ , the strict transform of a line passing through p_5 but not through any of p_1, \dots, p_4 . Then S has two potential Eckardt points—the triple intersection $\ell \cap \ell_{13} \cap \ell_{24}$, and the triple intersection $\ell \cap \ell_{23} \cap \ell_{14}$. It is not possible to have both of these Eckardt points. Thus, S has either 0 or 1 Eckardt points.*

Proof. It is clear that by moving the position of ℓ appropriately, we can obtain either Eckardt point. Thus it remains to show that we cannot have both. For this, suppose that ℓ passes through both points $p = \ell_{13} \cap \ell_{24}$ and $p' = \ell_{23} \cap \ell_{14}$. Consider the blowdown $S \rightarrow \mathbb{P}^2$. Then we obtain a configuration of 7 lines in \mathbb{P}^2 with 7 triple points, namely, the 7 lines $\ell, \ell_{12}, \ell_{34}, \ell_{13}, \ell_{23}, \ell_{14}, \ell_{24}$ and the 7 points $p_1, \dots, p_5, p = p'$. (Here ℓ_{12} and ℓ_{34} denote respectively the line through p_1 and p_2 , and the line through p_3 and p_4 , and by abuse of notation ℓ, ℓ_{ij} denote the images of the corresponding lines on S .) This is the Fano configuration, which can only occur in characteristic 2. □

Remark 5.12. The above propositions can also be proven using the geometry of the moduli space $\tilde{Y}(E_6)$. Namely, in [Sch24, Section 4], we explicitly describe each boundary divisor of $\tilde{Y}(E_6)$ and its intersections with Eckardt divisors. From this, one can determine the potential configurations of Eckardt points on irreducible components of fibers of $\tilde{\pi} : \tilde{Y}(E_7) \rightarrow \tilde{Y}(E_6)$.

For example, a type a_2 divisor on $\tilde{Y}(E_6)$ intersects a total of five Eckardt divisors. Two of these intersections (labeled 5(b) in [Sch24, Proposition 4.7]) give Eckardt points on the component described in Proposition 5.11, and one sees from the description there that the restrictions of these Eckardt divisors to the a_2 divisor are disjoint, thus there can be at most one Eckardt point on this component. The remaining

three intersections (labeled 5(a) in [Sch24, Proposition 4.7]) give Eckardt points on the component isomorphic to the resolution of a cubic surface with two A_1 singularities. Since these intersections are nontrivial, we see that it is possible to have at least one Eckardt point. On the other hand, the restrictions of these three Eckardt divisors to this a_2 divisor are disjoint, as follows from the explicit description of these restrictions in [Sch24, Proposition 4.7]. Thus there cannot be two or more Eckardt points on this component.

Theorem 5.13. *The possible configurations of Eckardt points on irreducible components of fibers of $\tilde{\pi} : \tilde{Y}(E_7) \rightarrow \tilde{Y}(E_6)$ of types $a, a_2, a_3, a_4, b, ab, a_2b$, and a_3b are listed in Tables 2 to 9. The remaining fibers of $\tilde{\pi} : \tilde{Y}(E_7) \rightarrow \tilde{Y}(E_6)$ are obtained as degenerations of the listed fibers, where some of the components of the form $Bl_5\mathbb{P}^2$ as described in Lemma 4.12 degenerate into four irreducible components, as described in Example 4.16. No Eckardt points can occur on these degenerate components.*

Proof. This follows directly from Propositions 5.9 and 5.11, and our explicit descriptions of the fibers of $\tilde{\pi}$ as in Theorem 4.4. \square

6. MODULI OF WEIGHTED STABLE MARKED CUBIC SURFACES

In this section we state our main theorem (Theorem 6.5), describing in detail the wall crossings for the moduli of weighted stable marked cubic surfaces, and the weighted stable pairs appearing in each moduli space.

We begin with some generalities on moduli of weighted stable pairs in the case of marked del Pezzo surfaces.

Definition 6.1. Let N be the number of lines on a smooth del Pezzo surface of degree $9 - n$ (so $N = 16, 27, 56, 240$ for $n = 5, 6, 7, 8$). We define the *weight domain* for moduli of marked del Pezzo surfaces of degree $9 - n$ to be

$$\mathcal{P}_n = \left\{ \mathbf{c} = (c_1, \dots, c_N) \in (0, 1]^N \mid \sum_{i=1}^N c_i > 9 - n \right\}.$$

For $\mathbf{c}, \mathbf{d} \in \mathcal{P}_n$, we write $\mathbf{d} \leq \mathbf{c}$ if $d_i \leq c_i$ for all $i = 1, \dots, N$.

Note that for a smooth del Pezzo surface S of degree $9 - n$, $5 \leq n \leq 8$, with lines B_1, \dots, B_N one has

$$K_S + \sum c_i B_i = \left(\frac{\sum c_i}{9 - n} - 1 \right) (-K_S).$$

It follows that the weight domain \mathcal{P}_n is exactly the set of vectors $\mathbf{c} = (c_1, \dots, c_N) \in (0, 1]^N$ such that the $K_S + \mathbf{c}B$ is ample.

Definition 6.2. For $\mathbf{c} \in \mathcal{P}_n$, let $Y_{\mathbf{c}}^n \subset Y(E_n)$ be the open subvariety parameterizing smooth marked del Pezzo surfaces $(S, \mathbf{c}B)$ such that $(S, \mathbf{c}B)$ is log canonical.

Concretely, a smooth weighted marked del Pezzo surface $(S, \mathbf{c}B)$ is log canonical if whenever lines B_{i_1}, \dots, B_{i_k} intersect at a point, we have $\sum_{j=1}^k c_{i_j} \leq 2$, cf. [GKS21, Lemma 5.10]. The condition that $\mathbf{c} \in \mathcal{P}_n$ and $(S, \mathbf{c}B)$ is log canonical exactly says (since S is smooth) that $(S, \mathbf{c}B)$ is a stable pair, so $Y_{\mathbf{c}}^n$ is the moduli space of smooth weighted stable marked del Pezzo surfaces of degree $9 - n$.

The following is a special case of the main results of [ABIP23, MZ23].

Theorem 6.3. *Assume $n = 5$ or 6 . Then for any $\mathbf{c} \in \mathcal{P}_n$, there is a normal projective variety $\overline{Y}_{\mathbf{c}} = \overline{Y}_{\mathbf{c}}^n$ and a flat family $(\mathcal{S}_{\mathbf{c}}, \mathbf{c}B)$, compactifying the moduli space $Y_{\mathbf{c}}^n$ of smooth weighted stable marked del Pezzo surfaces of degree $9 - n$. Furthermore, there is a finite rational polyhedral wall-and-chamber decomposition of \mathcal{P}_n such that the following hold.*

- (1) *For \mathbf{c}, \mathbf{c}' contained in the same chamber, there are canonical isomorphisms*

$$\begin{array}{ccc} \mathcal{S}_{\mathbf{c}} & \xrightarrow{\sim} & \mathcal{S}_{\mathbf{c}'} \\ \downarrow & & \downarrow \\ \overline{Y}_{\mathbf{c}} & \xrightarrow{\sim} & \overline{Y}_{\mathbf{c}'} \end{array}$$

- (2) For \mathbf{c}, \mathbf{d} in different chambers with $\mathbf{d} \leq \mathbf{c}$, there is a canonical functorial birational wall-crossing morphism $\rho_{\mathbf{d}, \mathbf{c}} : \bar{Y}_{\mathbf{c}} \rightarrow \bar{Y}_{\mathbf{d}}$ induced by a canonical birational map $\mathcal{S}_{\mathbf{c}} \dashrightarrow \mathcal{S}_{\mathbf{d}}$ sending a stable pair $(S, \mathbf{c}B)$ to the stable model of the pair $(S, \mathbf{d}B)$.

Proof. If $\mathbf{c} = \mathbf{1} = (1, \dots, 1)$, then $\bar{Y}^n = \bar{Y}_{\mathbf{1}}^n$ and its universal family $(\mathcal{S}, \mathcal{B})$ are constructed in [HKT09]. Namely, for $n = 5$, $\bar{Y}^5 = \bar{Y}(E_5)$, with universal family $(\mathcal{S}, \mathcal{B})$ given by $\bar{Y}(E_6)$ and the sum of the horizontal A_1 divisors in $\bar{Y}(E_6)$ (cf. Theorem 3.2 and Appendix B). For $n = 6$, $\bar{Y}^6 = \tilde{Y}(E_6)$, with universal family $(\tilde{Y}(E_7), B_{\tilde{\pi}})$ as described in Sections 3 to 5. It follows immediately from our explicit computation of the fibers of the universal family (see Sections 4 and 5 and Appendix B and below) that if $c_i = 1 - \epsilon$, $0 < \epsilon \ll 1$, then $(\mathcal{S}_{\mathbf{c}}, \mathbf{c}\mathcal{B}) \rightarrow \bar{Y}^n$ still defines a flat family of stable pairs. Thus we can assume all $c_i < 1$. Let $Y_{\times}^n \subset Y(E_n)$ be the open subvariety parameterizing smooth marked del Pezzo surfaces (S, B) such that B has only normal crossings. (So $Y_{\times}^5 = Y(E_5)$ and Y_{\times}^6 is the locus of cubic surfaces with no Eckardt points.) Define $\bar{Y}_{\mathbf{c}}^n$ to be the normalization of the closure of Y_{\times}^n in the moduli space of \mathbf{c} -weighted stable pairs. Then the result follows from [ABIP23, Theorem 1.1, Theorem 5.1]. \square

Remark 6.4. By [MZ23], it is not necessary to reduce from weight 1 to weight $1 - \epsilon$ in the above proof. Our results show that there is not a wall at $\mathbf{c} = \mathbf{1}$.

In what follows we will only be interested in the case where the weight vector is constant, i.e., $\mathbf{c} = (c, \dots, c)$ for some $c \in (\frac{9-n}{N}, 1]$. In this case we simply write c instead of \mathbf{c} . Note that the lines on a del Pezzo surface of degree 4 are always normal crossings, so $Y_c^5 = Y^5$ for all c . Likewise, any point on a cubic surface where the lines are not normal crossings is an Eckardt point where 3 lines intersect. It follows by [GKS21, Lemma 5.10] that $Y_c^6 = Y^6$ for $c \leq 2/3$, and $Y_c^6 = Y_{\times}^6 \subset Y^6$ is the locus of cubic surfaces with no Eckardt points for $2/3 < c \leq 1$. If $t_1, \dots, t_m \in (\frac{9-n}{N}, 1]$ are the walls for \bar{Y}_c^n , then $\bar{Y}_{t_i - \epsilon}^n \cong \bar{Y}_{t_i}^n$ by [ABIP23, Theorem 1.9] (also from our explicit descriptions of the stable surfaces below), and we write $\bar{Y}_{(t_{i-1}, t_i)}^n \cong \bar{Y}_c^n$ for any $c \in (t_{i-1}, t_i]$.

The following is the main theorem of this article. The analogous result for degree 4 del Pezzo surfaces is described in Appendix B; we recommend the reader consult the degree 4 case before moving on to the much more challenging case degree 3 case below.

Theorem 6.5. *The weight domain $(\frac{1}{9}, 1]$ for the moduli space of weighted stable marked cubic surfaces (S, cB) admits precisely five walls, at $c = 1/6, 1/4, 1/3, 1/2$, and $2/3$, inducing birational morphisms of moduli spaces*

$$\bar{Y}(E_6) \cong \bar{Y}_{(1/9, 1/6]}^6 \xleftarrow{\sim} \bar{Y}_{(1/6, 1/4]}^6 \xleftarrow{\sim} \bar{Y}_{(1/4, 1/3]}^6 \xleftarrow{\sim} \bar{Y}_{(1/3, 1/2]}^6 \xleftarrow{\sim} \bar{Y}_{(1/2, 2/3]}^6 \xleftarrow{\sim} \bar{Y}_{(2/3, 1]}^6 \cong \tilde{Y}(E_6),$$

where each morphism is an isomorphism except for $\bar{Y}_{(1/6, 1/4]}^6 \xleftarrow{\sim} \bar{Y}_{(1/4, 1/3]}^6$, which is the blowdown $\tilde{Y}(E_6) \rightarrow \bar{Y}(E_6)$ constructed in Proposition 3.3. The weighted stable marked cubic surfaces in each chamber are described in the remainder of this section.

The most significant aspect of the above theorem is the explicit description of the weighted stable marked cubic surfaces appearing in each chamber, which takes up the remainder of this section. We present these results in a bottom up fashion, starting with the minimal weight $c = 1/9 + \epsilon$ and describing the stable replacements as one increases c to 1. This is the opposite of the top down approach we use to actually prove the theorem (see Section 7), where we start from the maximal weight $c = 1$ and decrease c to $1/9 + \epsilon$. (However, see also Appendix A where we discuss how one can also prove the theorem with the bottom up approach.)

In order to classify the weighted stable marked cubic surfaces, we mildly extend the notation of Notation 4.1 for strata of $\tilde{Y}(E_6)$ and fibers of $\tilde{\pi} : (\tilde{Y}(E_7), B_{\tilde{\pi}}) \rightarrow \tilde{Y}(E_6)$. Namely, as our explicit descriptions below reveal, the morphism $\tilde{\pi} : (\tilde{Y}(E_7), B_{\tilde{\pi}}) \rightarrow \tilde{Y}(E_6)$ gives the universal family of weighted stable marked cubic surfaces, for weights $1/2 < c \leq 2/3$. We will say a weighted stable marked cubic surface for *any* weight $1/9 < c \leq 1$ is of type T if its stable replacement for weights $1/2 < c \leq 2/3$ is of type T as described in Notation 4.1.

In particular, we roughly split our discussion into surfaces labeled by types $a, a_2, a_3, a_4, b, ab, a_2b$, and a_3b . As we will see, any other type of weighted stable marked cubic surface is easily described as a particular degeneration of one of these types. We also label the irreducible components of weighted stable marked

cubic surfaces by different numbered types, roughly numbered in the order that the components appear as one increases the weights.

Some of the pictures below (e.g., for the weight $1/9 + \epsilon$ surfaces) are inspired by [GKS21, Table 1]. Following the conventions there, we denote lines of multiplicities 1, 2, and 4 by solid, dashed, and dotted black lines, respectively. We denote the gluing curves of irreducible components by red lines, which are typically solid, but we occasionally draw them as dashed red lines in order to avoid confusion about the number of irreducible components.

6.1. Smooth weighted stable marked cubic surfaces.

Proposition 6.6. *For smooth weighted stable marked cubic surfaces (S, cB) , there is one wall.*

- (1) *For weights $1/9 < c \leq 2/3$, any weighted marked cubic surface (S, cB) with S smooth is stable.*
- (2) *For weights $2/3 < c \leq 1$, smooth weighted stable marked cubic surfaces are obtained from the weight $1/9 < c \leq 2/3$ smooth weighted stable marked cubic surfaces by resolving Eckardt points as described in Proposition 5.4.*

Remark 6.7. As discussed in Section 5, it is a classical fact that a smooth cubic surface has $s = 0, 1, 2, 3, 4, 6, 9, 10,$ or 18 Eckardt points. Thus weighted stable marked cubic surfaces (S, cB) for weights $2/3 < c \leq 1$ arising from smooth cubic surfaces have $s + 1$ irreducible components—one isomorphic to the blowup of the given smooth cubic surface at its s Eckardt points, and s copies of \mathbb{P}^2 attached to the s exceptional divisors. For instance, the Fermat cubic surface $x_0^3 + \dots + x_3^3 = 0$ in \mathbb{P}^3 is the unique cubic surface with 18 Eckardt points; its stable replacement has 19 irreducible components.

6.2. Type a .

Proposition 6.8. *For type a weighted stable marked cubic surfaces (S, cB) , there are three walls.*

- (1) *For weights $1/9 < c \leq 1/6$, the type a surfaces are described in Fig. 2.*
- (2) *For weights $1/6 < c \leq 1/2$, the type a surfaces are described in Fig. 3.*
- (3) *For weights $1/2 < c \leq 2/3$, the type a surfaces are described in Fig. 4.*
- (4) *For weights $2/3 < c \leq 1$, the type a surfaces are obtained from the weight $1/2 < c \leq 2/3$ type a surfaces by resolving Eckardt points as described in Proposition 5.4. The possible configurations of Eckardt points are summarized in Table 2.*

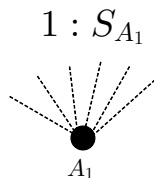


Figure 2. A type a surface (S_0, cB_0) for weights $1/9 < c \leq 1/6$. This is a cubic surface with an A_1 singularity. Recall that dashed lines have multiplicity 2. In addition to the six multiplicity 2 lines shown, there are 15 lines of multiplicity 1 on the surface, not shown.

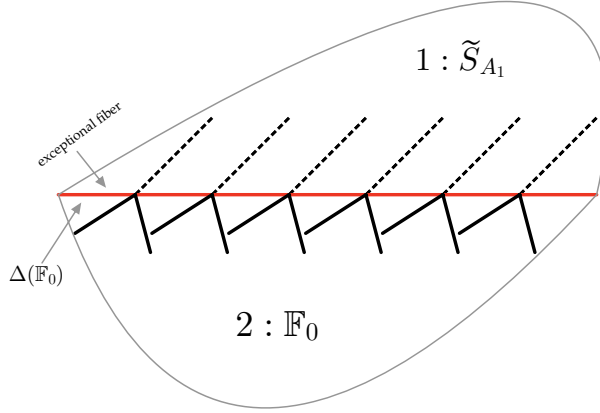


Figure 3. A type a surface (S_1, cB_1) for weights $1/6 < c \leq 1/2$, obtained as the stable replacement for these weights of the surface (S_0, cB_0) of Fig. 2. This is obtained by resolving the A_1 singularity of (S_0, cB_0) , and attaching to the exceptional fiber a type 2 component isomorphic to $\mathbb{F}_0 \cong \mathbb{P}^1 \times \mathbb{P}^1$, glued along its diagonal. Each line of multiplicity 2 passing through the A_1 singularity splits into two distinct lines on the \mathbb{F}_0 component, one in each ruling.

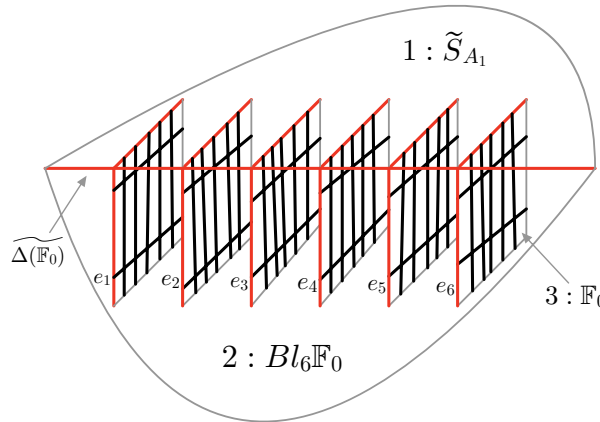


Figure 4. A type a surface (S_2, cB_2) for weights $1/2 < c \leq 2/3$, obtained as the stable replacement for these weights of the surface (S_1, cB_1) of Fig. 3. Over each multiplicity 2 line of (S_1, cB_1) , a type 3 component isomorphic \mathbb{F}_0 is attached, where the two lines are distributed as distinct lines in the same ruling. Each of the 15 lines of multiplicity 1 on the type 1 component \tilde{S}_{A_1} intersects exactly two type 3 components, making up one of the five lines in the other ruling on \mathbb{F}_0 .

Table 2. The types of irreducible components of the weight $1/2 < c \leq 2/3$ surface of type a pictured in Fig. 4, and the possible numbers of Eckardt points on each component. For the component of type 1, \tilde{S}_{A_1} refers to the minimal resolution of a cubic surface with one A_1 singularity. For the component of type 2, $Bl_6\mathbb{F}_0$ refers to the blowup of $\mathbb{F}_0 \cong \mathbb{P}^1 \times \mathbb{P}^1$ at 6 points on the diagonal.

Label	Surface	#	Eckardt points
1	\tilde{S}_{A_1}	1	0, 1, 2, 3, 4, or 6
2	$Bl_6\mathbb{F}_0$	1	0
3	\mathbb{F}_0	6	0

6.3. Type a_2 .

Proposition 6.9. *For type a_2 weighted stable marked cubic surfaces (S, cB) , there are four walls.*

- (1) *For weights $1/9 < c \leq 1/6$, the type a_2 surfaces are described in Fig. 5.*
- (2) *For weights $1/6 < c \leq 1/4$, the type a_2 surfaces are described in Fig. 6.*
- (3) *For weights $1/4 < c \leq 1/2$, the type a_2 surfaces are described in Fig. 7. Additionally, crossing the wall $c = 1/4$ introduces type aa_2 surfaces as degenerations of type a_2 surfaces, described in Fig. 8.*
- (4) *For weights $1/2 < c \leq 2/3$, the type a_2 surfaces are described in Fig. 9. The type aa_2 surfaces are described in Fig. 10.*
- (5) *For weights $2/3 < c \leq 1$, the type a_2 surfaces are obtained from the weight $1/2 < c \leq 2/3$ type a_2 surfaces by resolving Eckardt points as described in Proposition 5.4. The possible configurations of Eckardt points are summarized in Table 3. The type aa_2 surfaces are obtained similarly.*

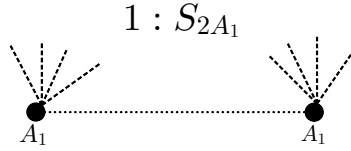


Figure 5. A type a_2 surface (S_0, cB_0) for weights $1/9 < c \leq 1/6$. This is a cubic surface with two A_1 singularities. Recall that dashed lines have multiplicity 2 and dotted lines have multiplicity 4. Each line of multiplicity 2 passing through one A_1 singularity intersects precisely one line of multiplicity 2 passing through the other A_1 singularity; these intersections are not drawn. In addition to the lines shown, there are 7 lines of multiplicity 1, not shown.

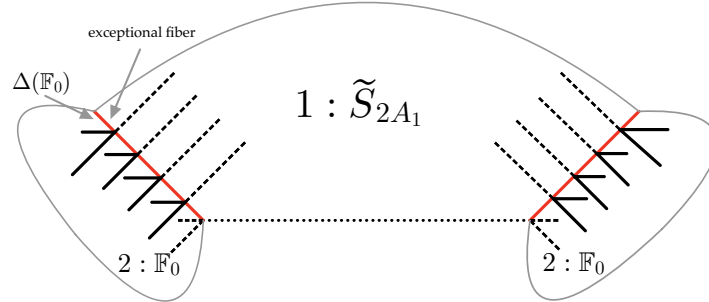


Figure 6. A type a_2 surface (S_1, cB_1) for weights $1/6 < c \leq 1/4$, obtained as the stable replacement for these weights of the surface (S_0, cB_0) of Fig. 5. This is obtained by resolving the two A_1 singularities of (S_0, cB_0) , and attaching to each exceptional fiber a type 2 component isomorphic to $\mathbb{F}_0 \cong \mathbb{P}^1 \times \mathbb{P}^1$, glued along its diagonal. Each line of multiplicity 2 passing through an A_1 singularity splits into two distinct lines on the corresponding \mathbb{F}_0 component, one in each ruling. The line of multiplicity 4 splits into two distinct lines of multiplicity 2 on each \mathbb{F}_0 component, one in each ruling. Additionally, as in Fig. 5 each line of multiplicity 2 passing through one A_1 singularity intersects precisely one line of multiplicity 2 passing through the other A_1 singularity; these intersections are not drawn.

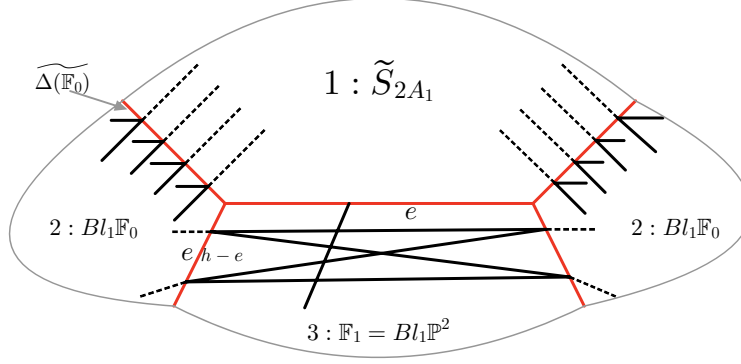


Figure 7. A type a_2 surface (S_2, cB_2) for weights $1/4 < c \leq 1/2$, obtained as the stable replacement for these weights of the surface (S_1, cB_1) of Fig. 6. This is obtained by blowing up the multiplicity 4 line in (S_1, cB_1) , and attaching to the exceptional divisor a type 3 component isomorphic to $\mathbb{F}_1 \cong Bl_1\mathbb{P}^2$, as shown. Four of the lines on the type 3 component come from the line of multiplicity 4, the remaining line on this component comes from a line of multiplicity 1 on the type 1 component. Additionally, as in Figs. 5 and 6 each line of multiplicity 2 passing through one A_1 singularity intersects precisely one line of multiplicity 2 passing through the other A_1 singularity; these intersections are not drawn.

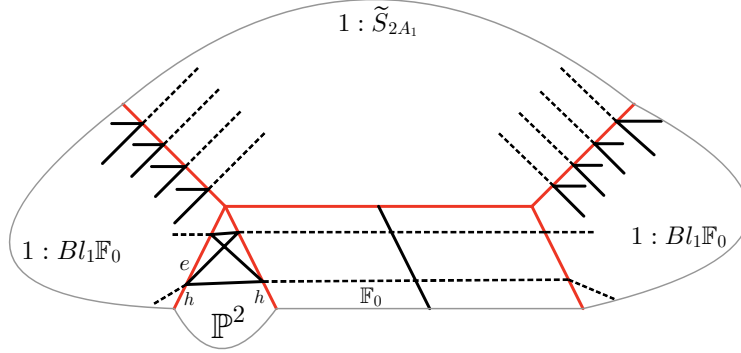
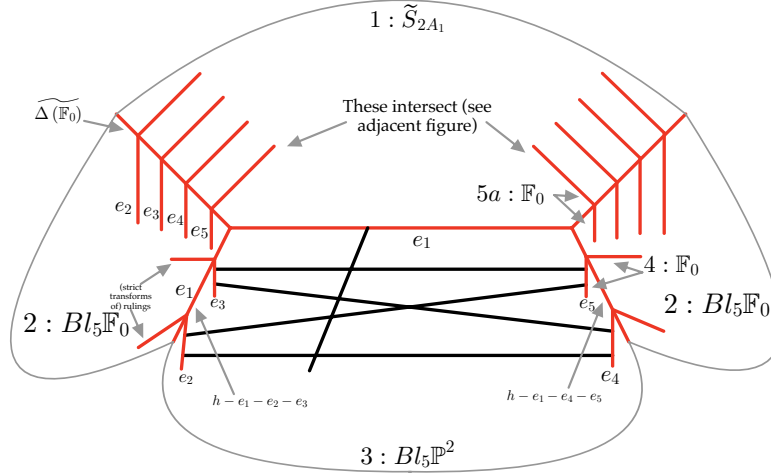


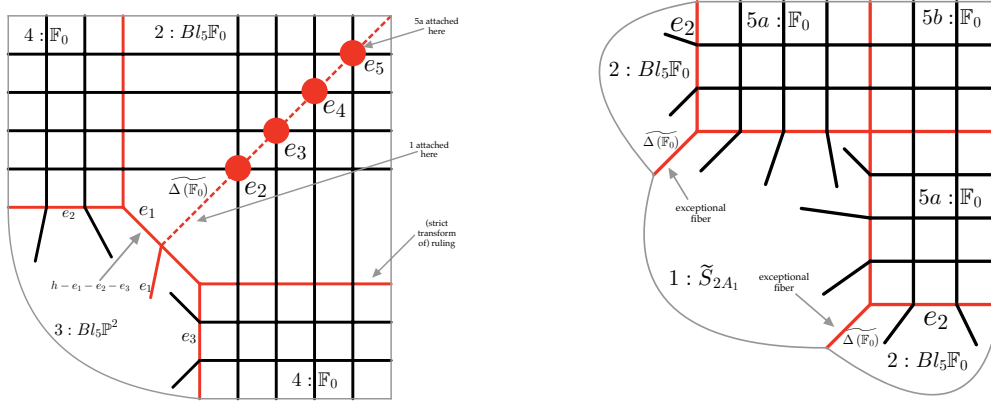
Figure 8. A type aa_2 surface for weights $1/4 < c \leq 1/2$, obtained as a degeneration of the surface of Fig. 7, where the type 3 component $\cong Bl_1\mathbb{P}^2$ degenerates into two components, one isomorphic to \mathbb{P}^2 , and the other isomorphic to \mathbb{F}_0 , as shown. Here the horizontal lines on \mathbb{F}_0 are rulings in one direction, and the slanted lines are rulings in the other direction.

Table 3. The types of irreducible components of the weight $1/2 < c \leq 2/3$ surface of type a_2 pictured in Fig. 9, and the possible numbers of Eckardt points on each component. For the component of type 1, \tilde{S}_{2A_1} refers to the minimal resolution of a cubic surface with two A_1 singularities. For the components of type 2, $Bl_5\mathbb{F}_0$ refers to the blowup of $\mathbb{F}_0 \cong \mathbb{P}^1 \times \mathbb{P}^1$ at 5 points on the diagonal. For the component of type 3, $Bl_5\mathbb{P}^2$ refers to the special blowup of \mathbb{P}^2 at 5 points as in Lemma 4.12

Label	Surface	#	Eckardt points
1	\tilde{S}_{2A_1}	1	0 or 1
2	$Bl_5\mathbb{F}_0$	2	0
3	$Bl_5\mathbb{P}^2$	1	0 or 1
4	\mathbb{F}_0	4	0
5a	\mathbb{F}_0	8	0
5b	\mathbb{F}_0	4	0

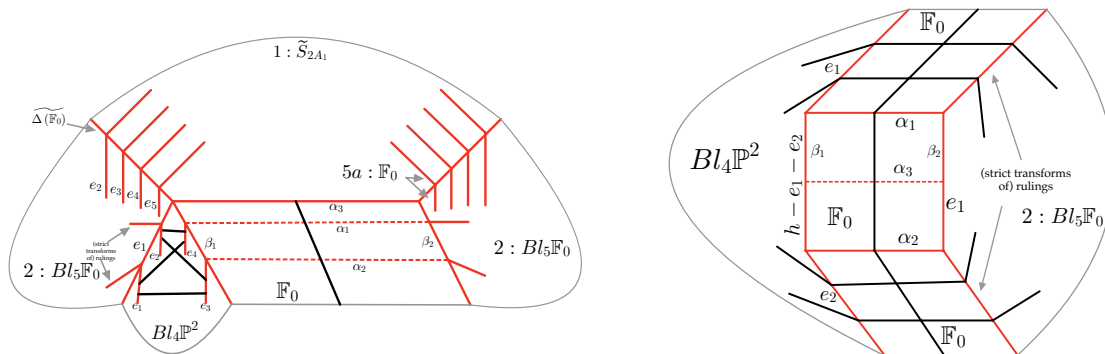


(a) The type a_2 surface (S_3, cB_3) for weights $1/2 < c \leq 2/3$.



(b) A view of the gluings of some type 4 components to type 2 and 3 components. The red dashed line indicates a gluing line, not a line of multiplicity 2. (This is done to avoid confusion about the number of irreducible components.) (c) Type 5a components intersect in pairs, and at their intersection point another copy of \mathbb{F}_0 , labeled by type 5b, is attached.

Figure 9. A type a_2 surface (S_3, cB_3) for weights $1/2 < c \leq 2/3$, obtained as the stable replacement for these weights of the surface (S_2, cB_2) of Fig. 7. This is roughly obtained by blowing up the lines of multiplicity 2 on (S_2, cB_2) , and attaching to the exceptional divisors copies of \mathbb{F}_0 . Some of these lines intersect (as mentioned Figs. 5 to 7), making the exact procedure to obtain this stable replacement more involved (see Example A.2), and leading to additional components being attached, as pictured in Fig. 9c.



(a) A type aa_2 surface for weights $1/2 < c \leq 2/3$. The red dashed lines indicate gluing lines, not lines of multiplicity 2. (This is done to avoid confusion about the number of irreducible components). On the new \mathbb{F}_0 component, the lines labeled α_i and β_i are lines in the two respective rulings on \mathbb{F}_0 .

(b) Another view of the four components on the type aa_2 surface obtained from the type 3 component on the type a_2 surface. This view allows one to see the two new \mathbb{F}_0 components glued to the red dashed lines in Fig. 10a.

Figure 10. A type aa_2 surface for weights $1/2 < c \leq 2/3$, obtained as a degeneration of the surface of Fig. 9, and as the stable replacement for these weights of the surface of Fig. 8. This type aa_2 surface is isomorphic to the surface (S_3, cB_3) of Fig. 9, except for the type 3 component $\cong Bl_5\mathbb{P}^2$, which degenerates into 4 irreducible components as shown. Red dashed lines indicate gluing lines (not lines of multiplicity 2).

6.4. Type a_3 .

Proposition 6.10. For type a_3 weighted stable marked cubic surfaces (S, cB) , there are four walls.

- (1) For weights $1/9 < c \leq 1/6$, the type a_3 surfaces are described in Fig. 11.
- (2) For weights $1/6 < c \leq 1/4$, the type a_3 surfaces are described in Fig. 12.
- (3) For weights $1/4 < c \leq 1/2$, the type a_3 surfaces are described in Fig. 13. Additionally, crossing the wall $c = 1/4$ introduces type aa_3 , a_2a_3 , and aa_2a_3 surfaces as degenerations of type a_3 surfaces, described in Fig. 14.
- (4) For weights $1/2 < c \leq 2/3$, the type a_3 surfaces are described in Fig. 15. The type aa_3 , a_2a_3 , and aa_2a_3 surfaces are described in Fig. 16.
- (5) For weights $2/3 < c \leq 1$, the type a_3 surfaces are obtained from the weight $1/2 < c \leq 2/3$ type a_3 surfaces by resolving Eckardt points as described in Proposition 5.4. The possible configurations of Eckardt points are summarized in Table 4. The type aa_3 , a_2a_3 , and aa_2a_3 surfaces are obtained similarly.

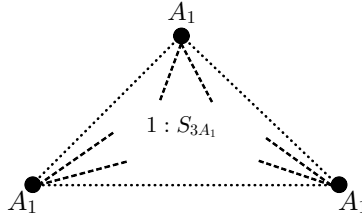


Figure 11. A type a_3 surface (S_0, cB_0) for weights $1/9 < c \leq 1/6$. This is a cubic surface with three A_1 singularities. Recall that dashed lines have multiplicity 2 and dotted lines have multiplicity 4. In addition to the lines shown, there are 3 lines of multiplicity 1, not shown.

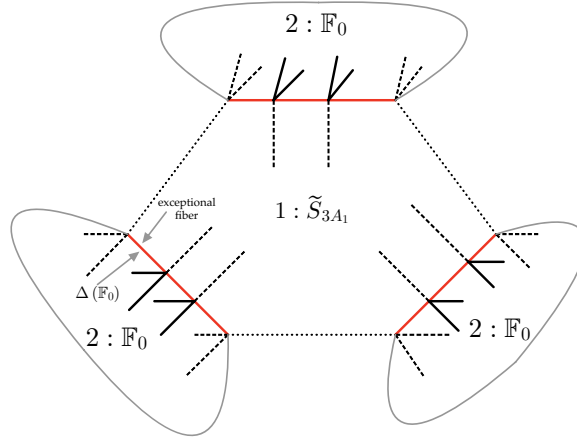
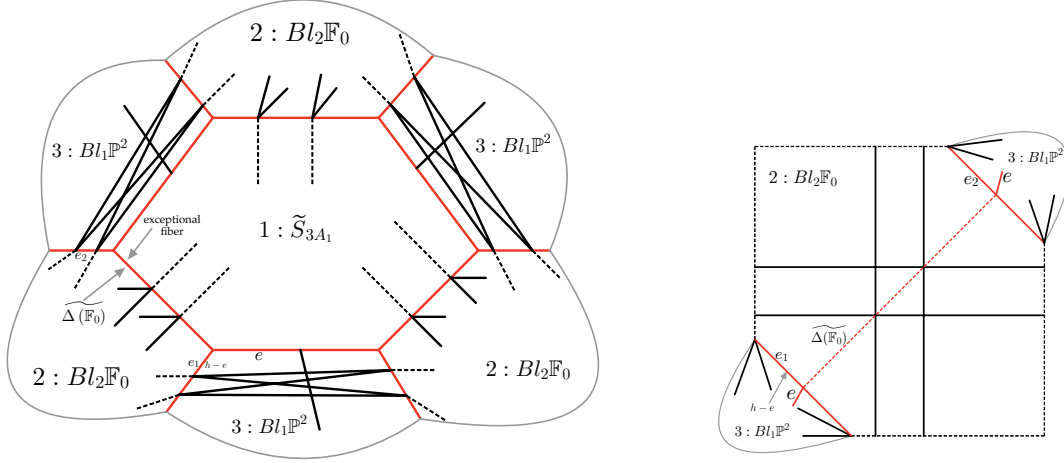


Figure 12. A type a_3 surface (S_1, cB_1) for weights $1/6 < c \leq 1/4$, obtained as the stable replacement for these weights of the surface (S_0, cB_0) of Fig. 11. This is obtained by resolving the three A_1 singularities of (S_0, cB_0) , and attaching to each exceptional fiber a type 2 component isomorphic to $\mathbb{F}_0 \cong \mathbb{P}^1 \times \mathbb{P}^1$, glued along its diagonal. Each line of multiplicity 2 passing through an A_1 singularity splits into two distinct lines on the corresponding \mathbb{F}_0 component, one in each ruling. The line of multiplicity 4 splits into two distinct lines of multiplicity 2 on each corresponding \mathbb{F}_0 component, one in each ruling.

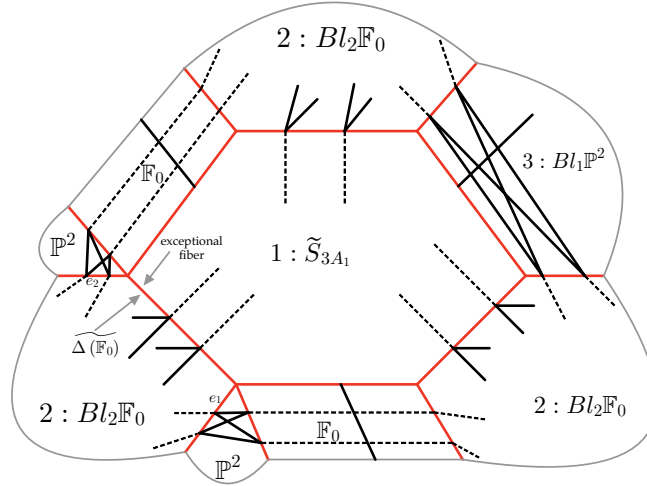


(a) The type a_3 surface (S_2, cB_2) for weights $1/4 < c \leq 1/2$. (b) Another view of a type 2 component isomorphic to $Bl_2\mathbb{F}_0$, showing more clearly the lines appearing on this component. The red dashed line indicates a gluing line, not a line of multiplicity 2.

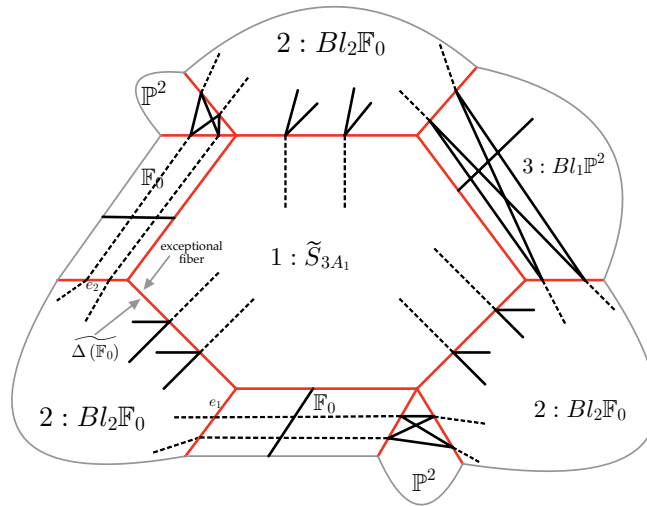
Figure 13. A type a_3 surface (S_2, cB_2) for weights $1/4 < c \leq 1/2$, obtained as the stable replacement for these weights of the surface (S_1, cB_1) of Fig. 12. This is obtained by blowing up the lines of multiplicity 4 on (S_1, cB_1) , and attaching to the exceptional divisors type 3 components isomorphic to $\mathbb{F}_1 \cong Bl_1\mathbb{P}^2$ (cf. Fig. 7). As in Fig. 7, the five lines on a given type 3 component come from the blown up line of multiplicity 4, plus a line of multiplicity one intersecting the line of multiplicity 4. Note there are three lines of multiplicity one on the surface \tilde{S}_{3A_1} , each such line intersects precisely one of the lines of multiplicity 4.

Table 4. The types of irreducible components of the weight $1/2 < c \leq 2/3$ surface of type a_3 pictured in Fig. 15, and the possible numbers of Eckardt points on each component. For the component of type 1, \tilde{S}_{3A_1} refers to the minimal resolution of a cubic surface with three A_1 singularities. For the components of type 2, $Bl_4\mathbb{F}_0$ refers to the blowup of $\mathbb{F}_0 \cong \mathbb{P}^1 \times \mathbb{P}^1$ at 4 points on the diagonal. For the components of type 3, $Bl_5\mathbb{P}^2$ refers to the special blowup of \mathbb{P}^2 at 5 points as in Lemma 4.12

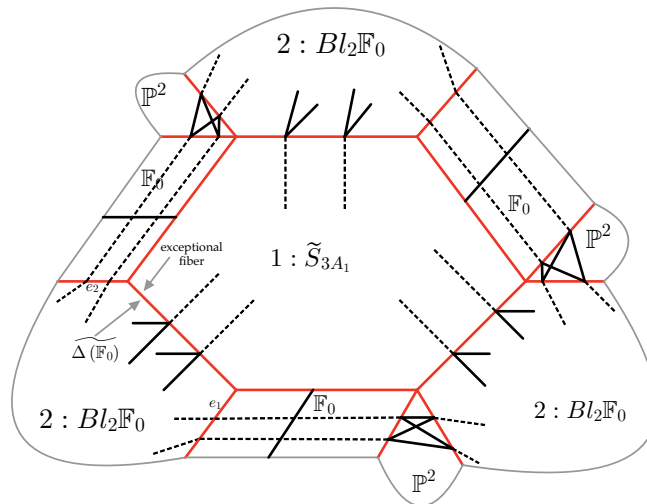
Label	Surface	#	Eckardt points
1	\tilde{S}_{3A_1}	1	0 or 1
2	$Bl_4\mathbb{F}_0$	3	0
3	$Bl_5\mathbb{P}^2$	3	0 or 1
4a	\mathbb{F}_0	12	0
4b	\mathbb{F}_0	12	0
5a	\mathbb{F}_0	6	0
5b	\mathbb{F}_0	6	0



(a) A type aa_3 surface for weights $1/4 < c \leq 1/2$.

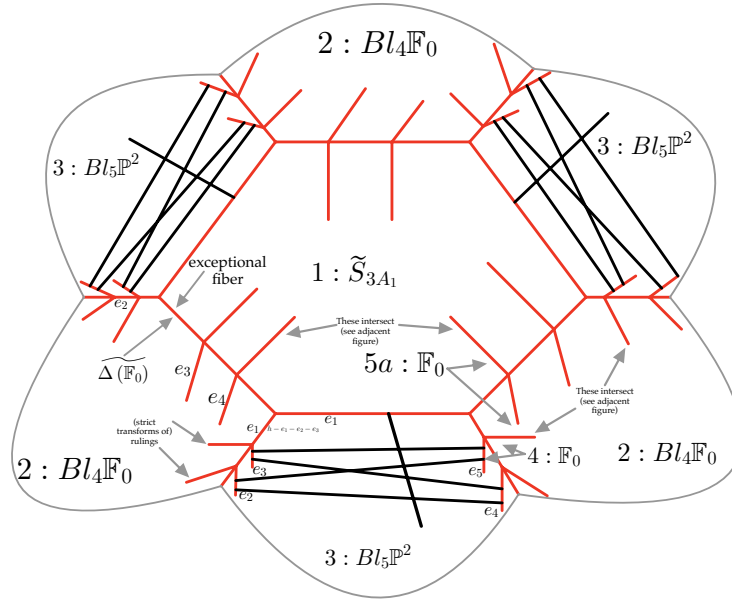


(b) A type a_2a_3 surface for weights $1/4 < c \leq 1/2$.

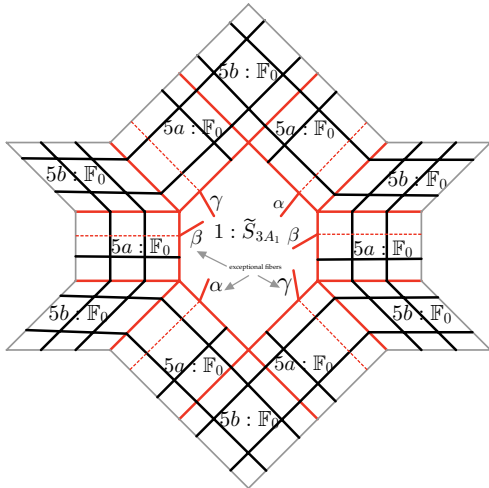


(c) A type aa_2a_3 surface for weights $1/4 < c \leq 1/2$.

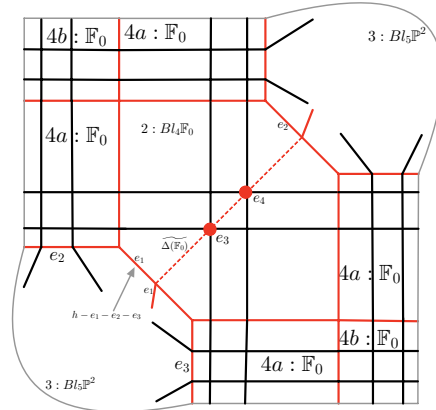
Figure 14. Degenerations of the type a_3 surface of Fig. 13 into types aa_3 , a_2a_3 , and aa_2a_3 surfaces, for weights $1/4 < c \leq 1/2$. Each degeneration is isomorphic to the original a_3 surface of Fig. 13 away from the type 3 components shown, which degenerate into \mathbb{P}^2 and \mathbb{F}_0 components as pictured.



(a) The type a_3 surface (S_3, cB_3) for weights $1/2 < c \leq 2/3$.

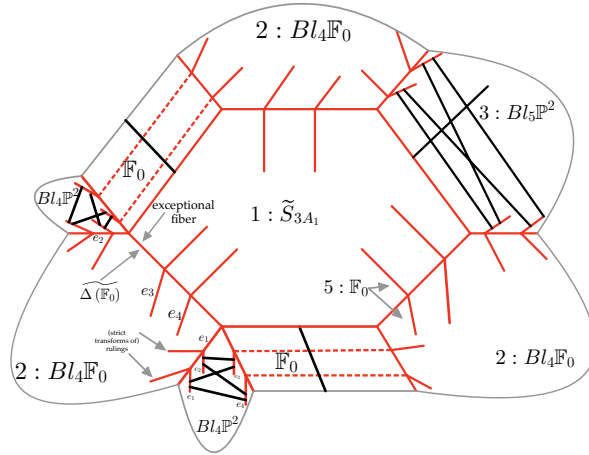


(b) A view of the type 5a components and their intersections, at which type 5b components are attached. Here α , β , and γ indicate the exceptional fibers on the type 1 component where the type 2 components are attached (matching pairs identify the same exceptional fibers). The red dashed lines indicate the gluings of the type 5a components to these same type 2 components.

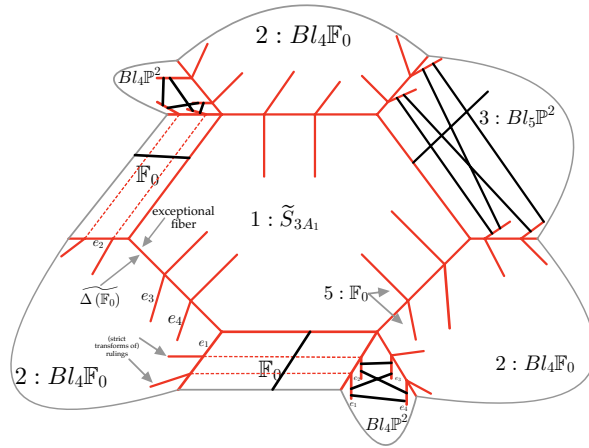


(c) A view of some type 4a and 4b components and their intersections and gluings to type 2 and 3 components (cf. Fig. 13b). Here the red dashed line again indicates a gluing line, not a line of multiplicity 2.

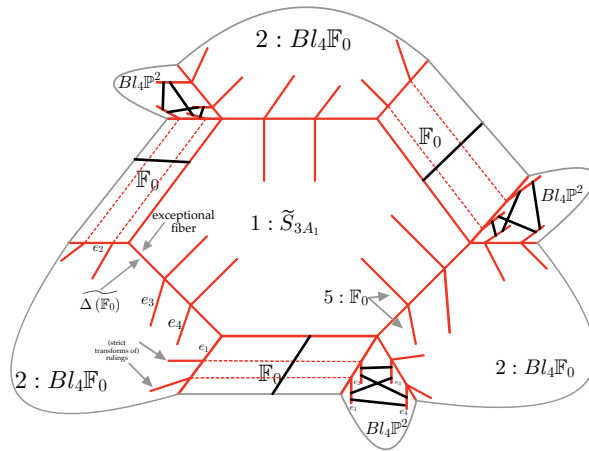
Figure 15. A type a_3 surface (S_3, cB_3) for weights $1/2 < c \leq 2/3$, obtained as the stable replacement for these weights of the surface (S_2, cB_2) of Fig. 13. This is obtained by resolving all lines of multiplicity 2 on (S_2, cB_2) and their intersections, analogous to the a_2 case in Fig. 9. Some of the lines of multiplicity 2 intersect, leading to additional components being attached, as in Fig. 15b.



(a) A type aa_3 surface for weights $1/2 < c \leq 2/3$.



(b) A type a_2a_3 surface for weights $1/2 < c \leq 2/3$.



(c) A type aa_2a_3 surface for weights $1/2 < c \leq 2/3$.

Figure 16. Degenerations of the type a_3 surface of Fig. 13 into types aa_3 , a_2a_3 , and aa_2a_3 surfaces, for weights $1/2 < c \leq 2/3$ (cf. Fig. 14). Each degeneration is isomorphic to the original a_3 surface of Fig. 15 away from the type 3 components shown, which degenerate into one $Bl_4\mathbb{P}^2$ component and three \mathbb{F}_0 components as pictured (cf. also Fig. 10b for another perspective on these components).

6.5. Type a_4 .

Proposition 6.11. *For type a_4 weighted stable marked cubic surfaces (S, cB) , there are four walls.*

- (1) *For weights $1/9 < c \leq 1/6$, the type a_4 surfaces are described in Fig. 17.*
- (2) *For weights $1/6 < c \leq 1/4$, the type a_4 surfaces are described in Fig. 18.*
- (3) *For weights $1/4 < c \leq 1/2$, the type a_4 surfaces are described in Fig. 19. Additionally, crossing the wall $c = 1/4$ introduces type aa_4 , a_2a_4 , a_3a_4 , aa_2a_4 , aa_3a_4 , $a_2a_3a_4$, and $aa_2a_3a_4$ surfaces as degenerations of type a_4 surfaces, described in Fig. 20.*
- (4) *For weights $1/2 < c \leq 2/3$, the type a_4 surfaces are described in Fig. 21. The type aa_4 , a_2a_4 , a_3a_4 , aa_2a_4 , aa_3a_4 , $a_2a_3a_4$, and $aa_2a_3a_4$ surfaces are described in Fig. 22.*
- (5) *For weights $2/3 < c \leq 1$, the type a_4 surfaces are obtained from the weight $1/2 < c \leq 2/3$ type a_4 surfaces by resolving Eckardt points as described in Proposition 5.4. The possible configurations of Eckardt points are summarized in Table 5. The type aa_4 , a_2a_4 , a_3a_4 , aa_2a_4 , aa_3a_4 , $a_2a_3a_4$, and $aa_2a_3a_4$ surfaces are described similarly.*

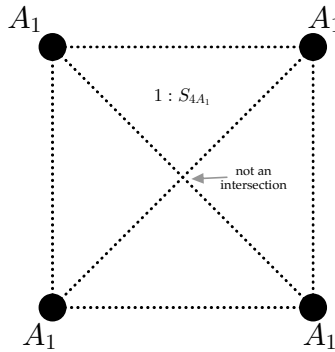


Figure 17. A type a_4 surface (S_0, cB_0) for weights $1/9 < c \leq 1/6$. This is a cubic surface with four A_1 singularities. Recall that dotted lines have multiplicity 4. In addition to the lines shown, there are 3 lines of multiplicity 1, not shown.

Table 5. The types of irreducible components of the weight $1/2 < c \leq 2/3$ surface of type a_4 pictured in Fig. 21, and the possible numbers of Eckardt points on each component. For the component of type 1, \tilde{S}_{4A_1} refers to the minimal resolution of a cubic surface with four A_1 singularities. For the components of type 2, $Bl_3\mathbb{F}_0$ refers to the blowup of $\mathbb{F}_0 \cong \mathbb{P}^1 \times \mathbb{P}^1$ at three points on the diagonal. For the components of type 3, $Bl_5\mathbb{P}^2$ refers to the special blowup of \mathbb{P}^2 at 5 points as in Lemma 4.12.

Label	Surface	#	Eckardt points
1	\tilde{S}_{4A_1}	1	0
2	$Bl_3\mathbb{F}_0$	4	0
3	$Bl_5\mathbb{P}^2$	6	0 or 1
4a	\mathbb{F}_0	24	0
4b	\mathbb{F}_0	24	0

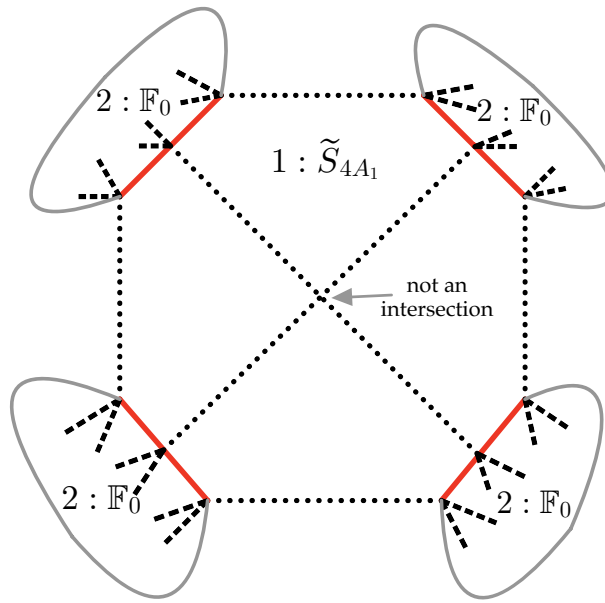
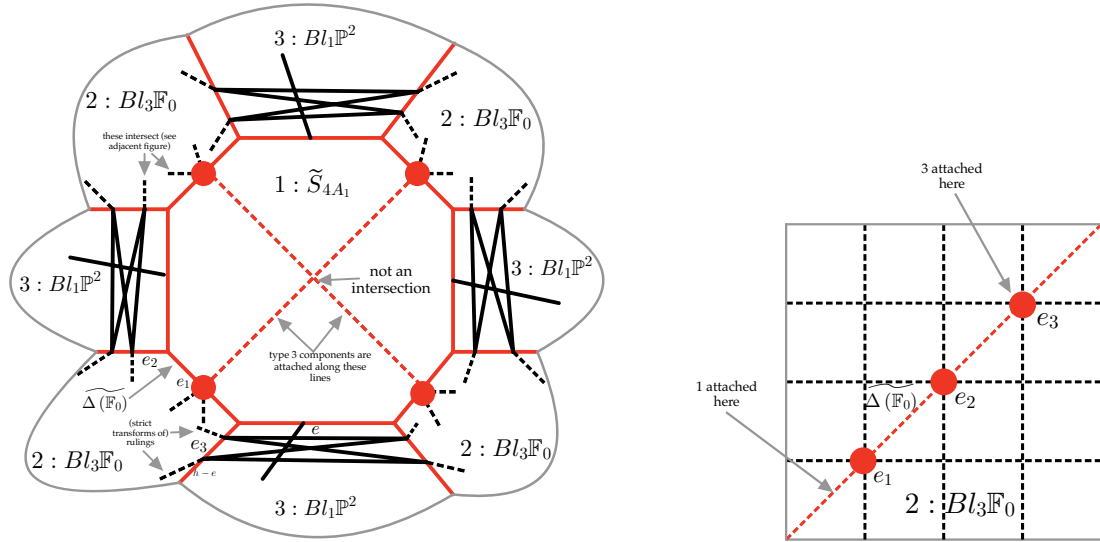
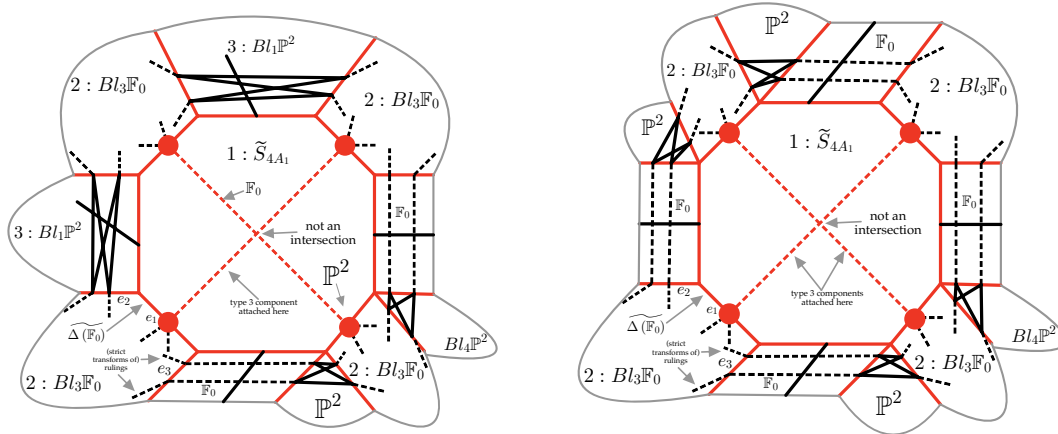


Figure 18. A type a_4 surface (S_1, cB_1) for weights $1/6 < c \leq 1/4$, obtained as the stable replacement for these weights of the surface (S_0, cB_0) of Fig. 17. This is obtained by resolving the four A_1 singularities of (S_0, cB_0) , and attaching to each exceptional fiber a type 2 component isomorphic to $\mathbb{F}_0 \cong \mathbb{P}^1 \times \mathbb{P}^1$, glued along its diagonal. The lines of multiplicity 4 on the type 1 component split into two lines of multiplicity 2 on each corresponding \mathbb{F}_0 component, one in each ruling.

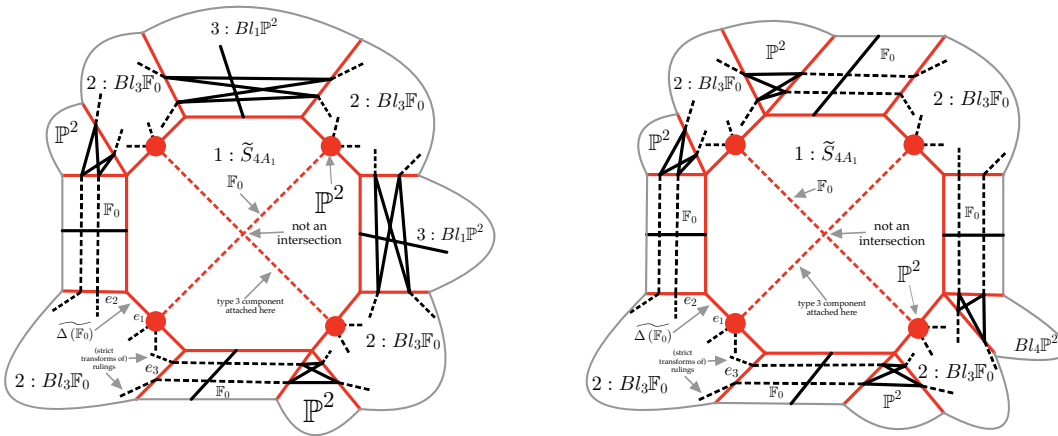


(a) The type a_4 surface (S_2, cB_2) for weights $1/4 < c \leq 1/2$. (b) Another view of a type 2 component isomorphic to $Bl_3\mathbb{F}_0$, showing more clearly the lines appearing on this component.

Figure 19. A type a_4 surface (S_2, cB_2) for weights $1/4 < c \leq 1/2$, obtained as the stable replacement for these weights of the surface (S_1, cB_1) of Fig. 18. This is obtained by blowing up the lines of multiplicity 4 on (S_1, cB_1) , and attaching to the exceptional divisors type 3 components isomorphic to $\mathbb{F}_1 \cong Bl_1\mathbb{P}^2$ (cf. Figs. 7 and 13). As in Figs. 7 and 13, the five lines on a given type 3 component come from the corresponding line of multiplicity 4, plus a line of multiplicity 1 intersecting this line of multiplicity 4. There are three lines of multiplicity 1 on \tilde{S}_{4A_1} , and each intersects precisely two lines of multiplicity four. For instance, in Fig. 19a, the fifth line on the top type 3 component comes from the same line on \tilde{S}_{4A_1} as the fifth line on the bottom type 3 component.

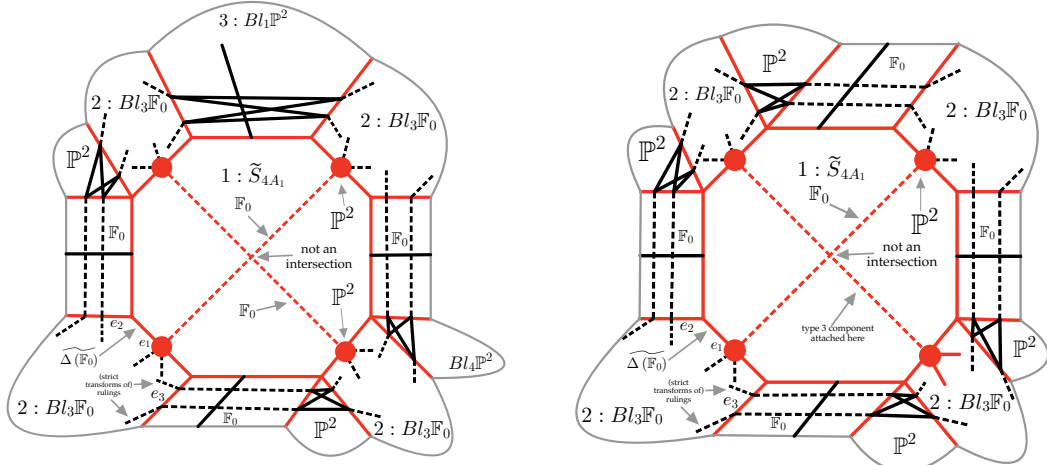


(a) A type aa_4 surface for weights $1/4 < c \leq 1/2$. (b) A type a_2a_4 surface for weights $1/4 < c \leq 1/2$.

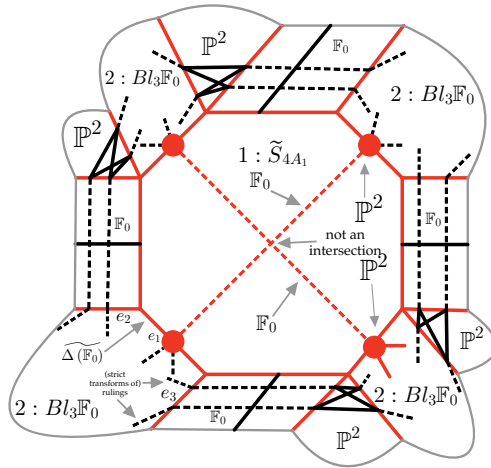


(c) A type a_3a_4 surface for weights $1/4 < c \leq 1/2$. (d) A type aa_2a_4 surface for weights $1/4 < c \leq 1/2$.

Figure 20. Degenerations of the type a_4 surface of Fig. 19 into types aa_4 , a_2a_4 , a_3a_4 , aa_2a_4 , aa_3a_4 , $a_2a_3a_4$, and $aa_2a_3a_4$ surfaces, for weights $1/4 < c \leq 1/2$. Each degeneration is isomorphic to the original a_4 surface of Fig. 13, away from the type 3 components which degenerate into \mathbb{P}^2 and \mathbb{F}_0 as indicated (cf. Figs. 8 and 14).

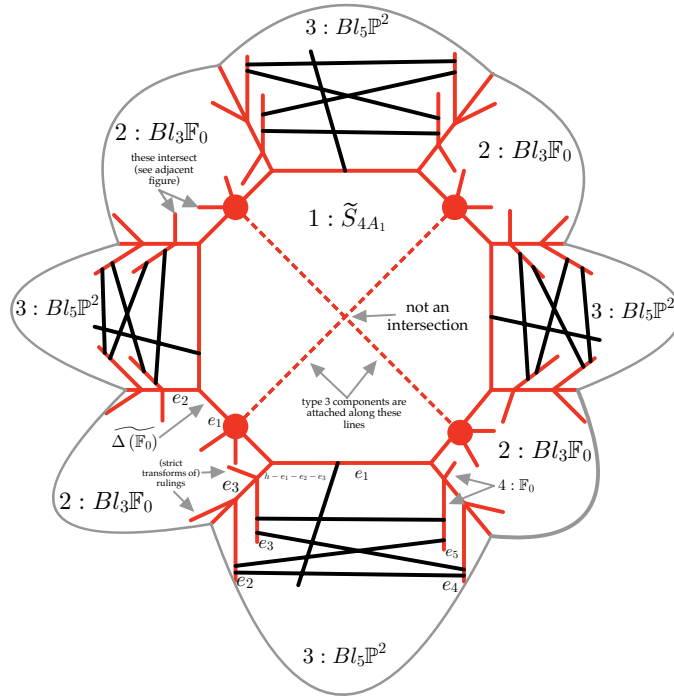


(e) A type aa_3a_4 surface for weights $1/4 < c \leq 1/2$. (f) A type $a_2a_3a_4$ surface for weights $1/4 < c \leq 1/2$.

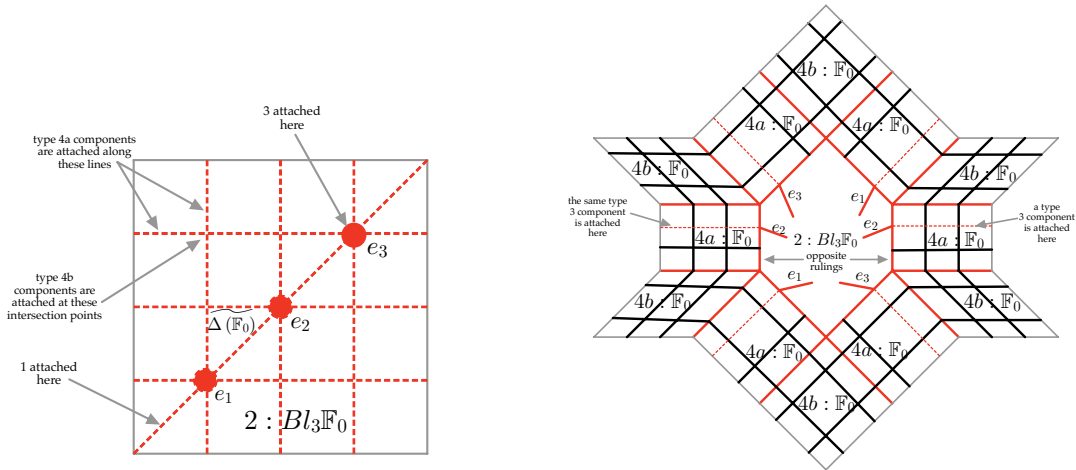


(g) A type $aa_2a_3a_4$ surface for weights $1/4 < c \leq 1/2$.

Figure 20. (Continued) Degenerations of the type a_4 surface of Fig. 19 into types aa_4 , a_2a_4 , a_3a_4 , aa_2a_4 , aa_3a_4 , $a_2a_3a_4$, and $aa_2a_3a_4$ surfaces, for weights $1/4 < c \leq 1/2$. Each degeneration is isomorphic to the original a_4 surface of Fig. 13, away from the type 3 components which degenerate into \mathbb{P}^2 and F_0 as indicated (cf. Figs. 8 and 14).



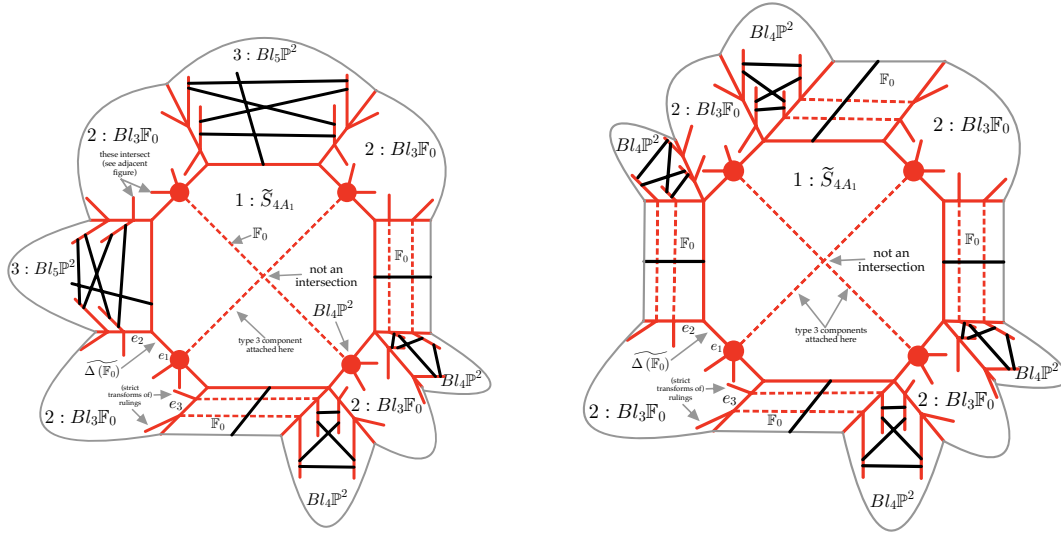
(a) The type a_4 surface (S_2, cB_2) for weights $1/2 < c \leq 2/3$.



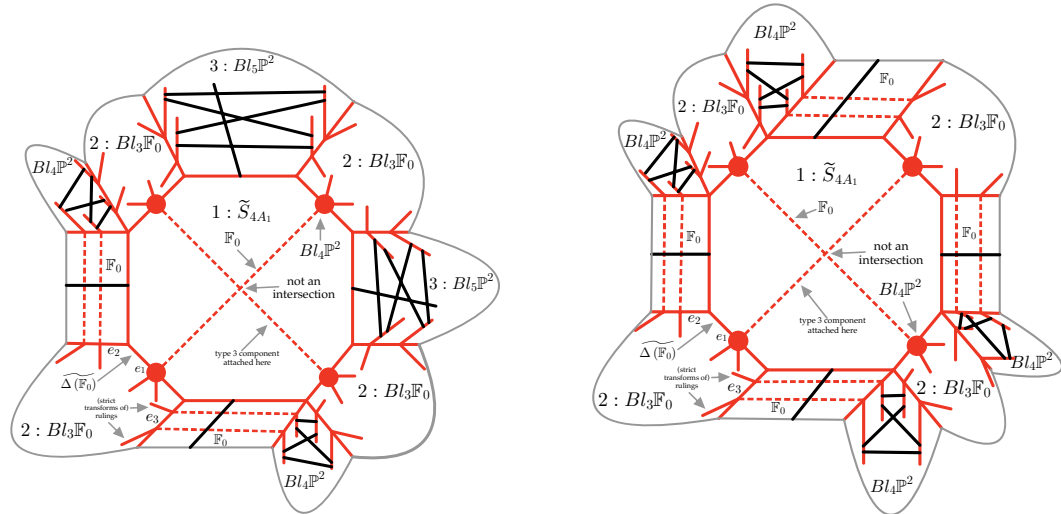
(b) Another view of a type 2 component isomorphic to $Bl_3\mathbb{F}_0$, showing more clearly the rulings on this component.

(c) A view of the type 4a and 4b components intersecting a given type 2 component. Note the similarities to Fig. 15b. This picture occurs 4 times on the a_4 surface (S_2, cB_2) , once for each type 2 component.

Figure 21. A type a_4 surface (S_3, cB_3) for weights $1/2 < c \leq 2/3$, obtained as the stable replacement for these weights of the surface (S_2, cB_2) of Fig. 19. This is obtained by blowing up the lines of multiplicity 2 on (S_2, cB_2) , and attaching to the exceptional divisors copies of \mathbb{F}_0 . Some of these lines intersect, leading to additional components being attached, as pictured in Fig. 21a.

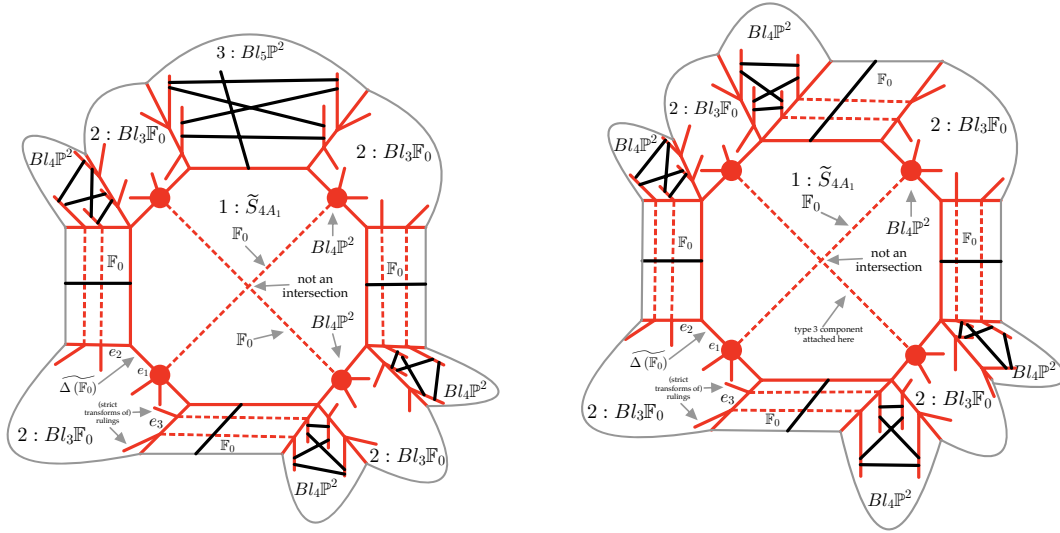


(a) A type aa_4 surface for weights $1/2 < c \leq 2/3$. (b) A type a_2a_4 surface for weights $1/2 < c \leq 2/3$.

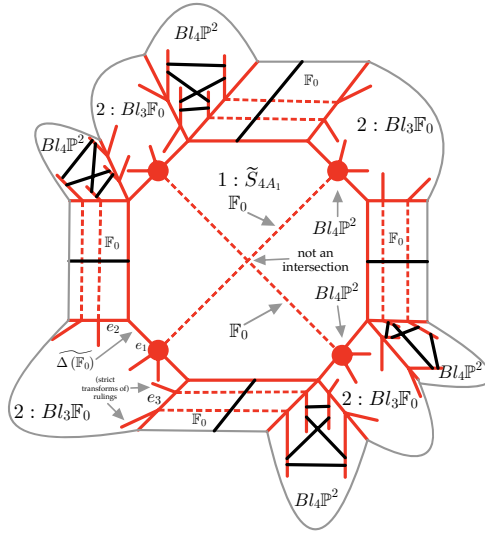


(c) A type a_3a_4 surface for weights $1/2 < c \leq 2/3$. (d) A type aa_2a_4 surface for weights $1/2 < c \leq 2/3$.

Figure 22. Degenerations of the type a_4 surface of Fig. 21 into types aa_4 , a_2a_4 , a_3a_4 , aa_2a_4 , aa_3a_4 , $a_2a_3a_4$, and $aa_2a_3a_4$ surfaces, for weights $1/2 < c \leq 2/3$. Each degeneration is isomorphic to the original a_4 surface of Fig. 15, away from the type 3 components which degenerate into one copy of $Bl_4\mathbb{P}^2$ and three copies of \mathbb{F}_0 as indicated (cf. Figs. 10 and 16).



(e) A type aa_3a_4 surface for weights $1/2 < c \leq 2/3$. (f) A type $a_2a_3a_4$ surface for weights $1/2 < c \leq 2/3$.



(g) A type $aa_2a_3a_4$ surface for weights $1/2 < c \leq 2/3$.

Figure 22. (Continued) Degenerations of the type a_4 surface of Fig. 21 into types aa_4 , a_2a_4 , a_3a_4 , aa_2a_4 , aa_3a_4 , $a_2a_3a_4$, and $aa_2a_3a_4$ surfaces, for weights $1/2 < c \leq 2/3$. Each degeneration is isomorphic to the original a_4 surface of Fig. 15, away from the type 3 components which degenerate into one copy of $Bl_4\mathbb{P}^2$ and three copies of \mathbb{F}_0 as indicated (cf. Figs. 10 and 16).

6.6. Type b .

Proposition 6.12. *For type b weighted stable marked cubic surfaces (S, cB) , there are two walls.*

- (1) *For weights $1/9 < c \leq 1/3$, the type b surfaces are described in Fig. 23.*
- (2) *For weights $1/3 < c \leq 2/3$, the type b surfaces are described in Fig. 24.*
- (3) *For weights $2/3 < c \leq 1$, the type b surfaces are obtained from the weight $1/3 < c \leq 2/3$ type b surfaces by resolving Eckardt points as described in Proposition 5.4. The possible configurations of Eckardt points are summarized in Table 6.*

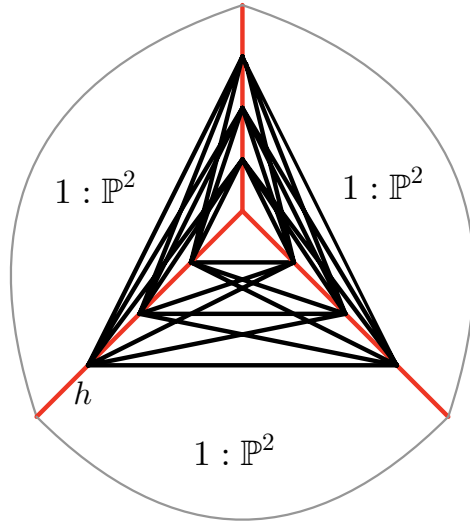
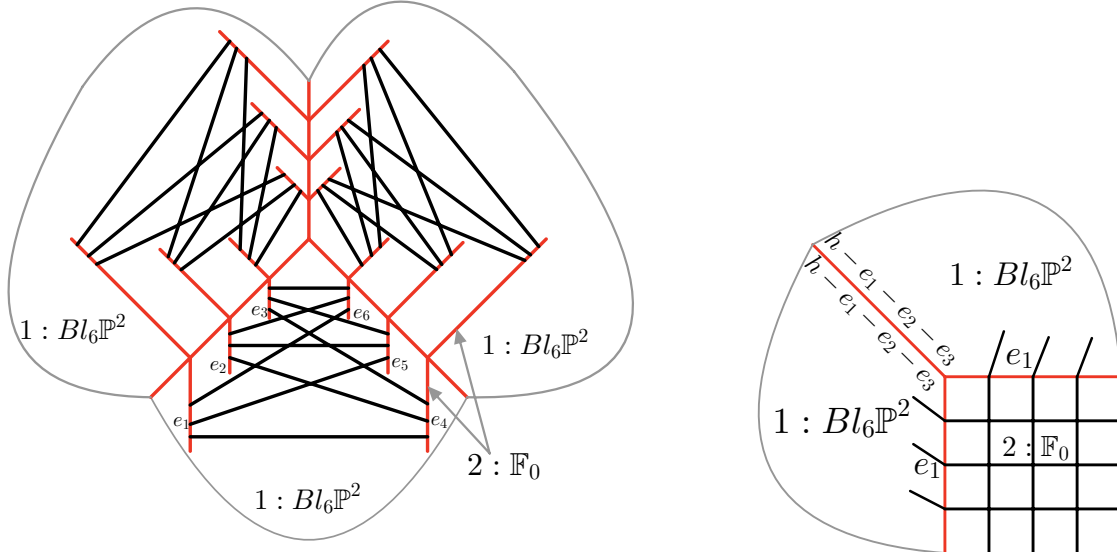


Figure 23. A type b surface (S_0, cB_0) for $1/9 < c \leq 1/3$, given as the union of three planes meeting transversally. Note that any two lines on a given component $\cong \mathbb{P}^2$ intersect (possibly at infinity, not shown).

Table 6. The types of irreducible components of the weight $1/3 < c \leq 2/3$ surface of type b pictured in Fig. 24, and the possible numbers of Eckardt points on each component. For the components of type 1, $Bl_6\mathbb{P}^2$ refers to the blowup of \mathbb{P}^2 at 3 points on one line and 3 points on another line, as pictured in Figs. 23 and 24. Note this is the minimal resolution of a cubic surface with an A_2 singularity.

Label	Surface	#	Eckardt points
1	$Bl_6\mathbb{P}^2$	3	0, 1, 2, or 3
2	\mathbb{F}_0	9	0



(a) The type b surface (S_1, cB_1) , obtained by blowing up 9 points on the surface (S_0, cB_0) of Fig. 23. At each exceptional divisor we attach a copy of \mathbb{F}_0 , as pictured in Fig. 24b.

(b) A view of one of the attached \mathbb{F}_0 components in (S_1, cB_1) . It is glued to two different $Bl_6\mathbb{P}^2$ components along its two rulings.

Figure 24. A type b surface (S_1, cB_1) for $1/3 < c \leq 2/3$. The surface (S_1, cB_1) is obtained from the weight $1/9 < c \leq 1/3$ surface (S_0, cB_0) of Fig. 23 by blowing up 9 points in the gluing locus, and attaching to each exceptional divisor a copy of \mathbb{F}_0 .

6.7. Type ab .

Proposition 6.13. *For type ab weighted stable marked cubic surfaces (S, cB) , there are four walls.*

- (1) *For weights $1/9 < c \leq 1/6$, the type ab surfaces are described in Fig. 25.*
- (2) *For weights $1/6 < c \leq 1/3$, the type ab surfaces are described in Fig. 26.*
- (3) *For weights $1/3 < c \leq 1/2$, the type ab surfaces are described in Fig. 27.*
- (4) *For weights $1/2 < c \leq 2/3$, the type ab surfaces are described in Fig. 28.*
- (5) *For weights $2/3 < c \leq 1$, the type ab surfaces are obtained from the weight $1/2 < c \leq 2/3$ type ab surfaces by resolving Eckardt points as described in Proposition 5.4. The possible configurations of Eckardt points are summarized in Table 7.*

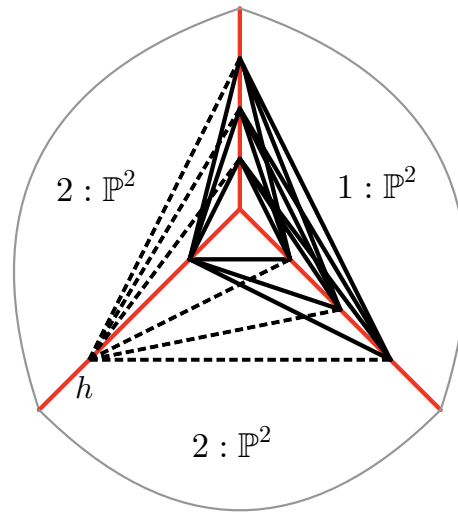


Figure 25. A type ab surface (S_0, cB_0) for $1/9 < c \leq 1/6$, given as the union of three planes meeting transversally. Note that any two lines on a given component $\cong \mathbb{P}^2$ intersect (possibly at infinity, not shown).

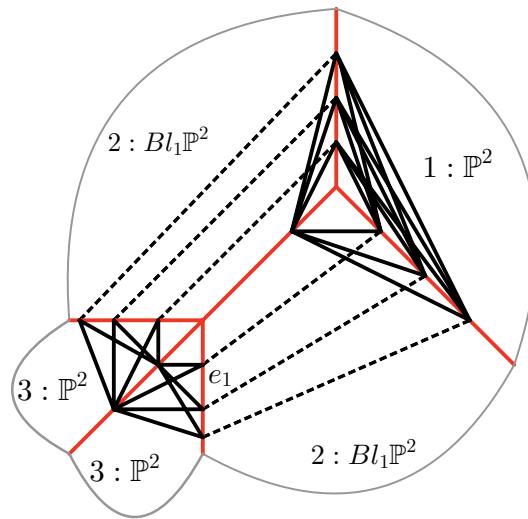
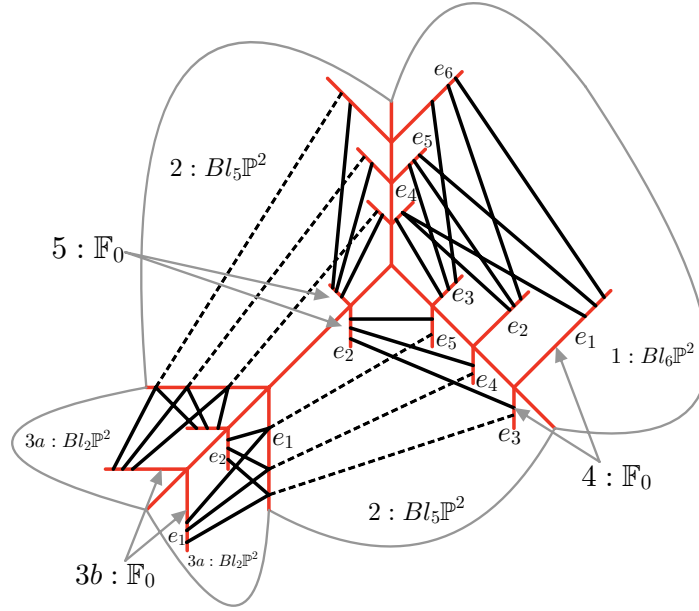
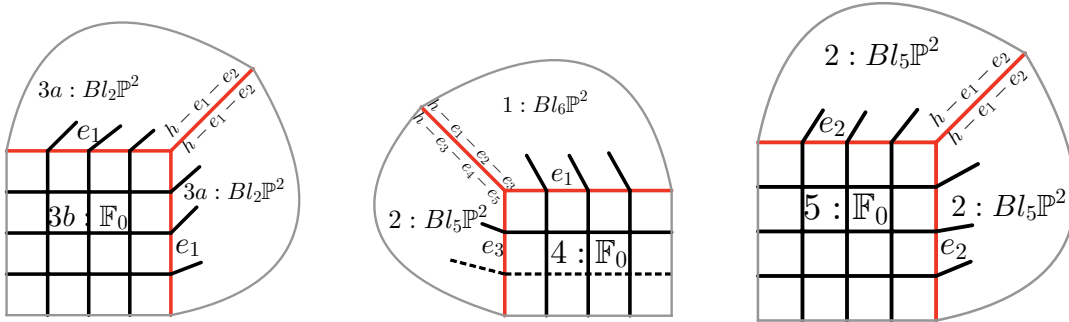


Figure 26. A type ab surface (S_1, cB_1) for $1/6 < c \leq 1/4$, obtained from the weight $1/9 < c \leq 1/6$ surface (S_0, cB_0) of Fig. 25 by blowing up the point in the gluing locus where the lines of multiplicity 2 intersect, and attaching to the exceptional divisors 2 copies of \mathbb{P}^2 .

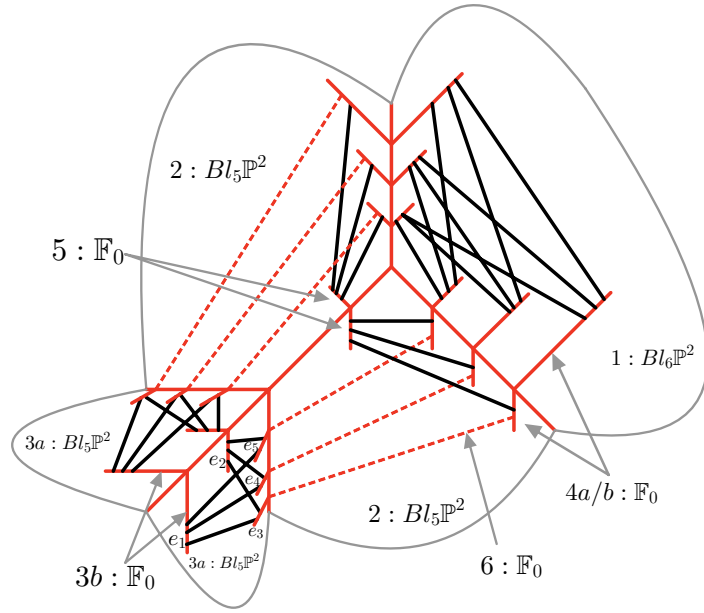


(a) The type ab surface (S_2, cB_2) obtained as the stable replacement of Fig. 26 for weights $1/3 < c \leq 1/2$.

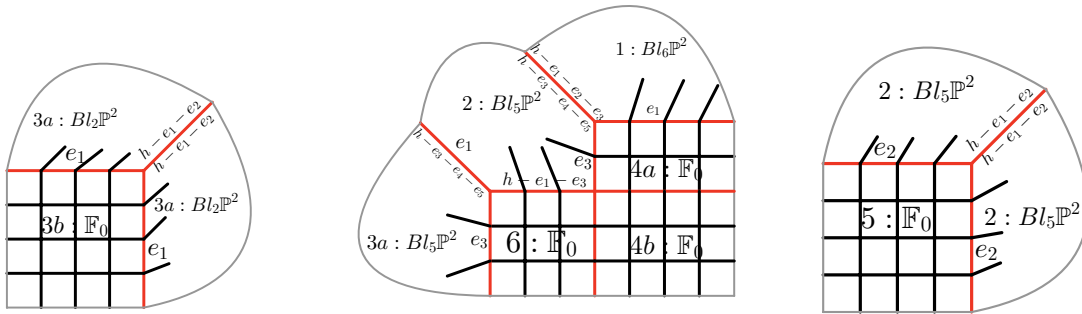


(b) A view of an \mathbb{F}_0 component of type 3b. (c) A view of an \mathbb{F}_0 component of type 4. (d) A view of an \mathbb{F}_0 component of type 5.

Figure 27. A type ab surface (S_2, cB_2) for $1/3 < c \leq 1/2$, obtained from the surface (S_1, cB_1) of Fig. 25 by blowing up a total of 9 points, and attaching to the exceptional divisors copies of \mathbb{F}_0 .



(a) The type ab surface (S_3, cB_3) obtained as the stable replacement of Fig. 27 for weights $1/2 < c \leq 2/3$.



(b) A view of an \mathbb{F}_0 component of type 3b.

(c) A view of an \mathbb{F}_0 component of type 4, as well as an \mathbb{F}_0 component of type 6. Note that the corresponding type 4 component from Fig. 27c has broken into two copies of \mathbb{F}_0 , now labeled by type 4a and 4b.

(d) A view of an \mathbb{F}_0 component of type 5.

Figure 28. A type ab surface (S_3, cB_3) for $1/2 < c \leq 2/3$, obtained as the stable replacement of the surface (S_2, cB_2) of Fig. 27. This is obtained by blowing up all lines of multiplicity 2 on (S_2, cB_2) , and attaching to the exceptional divisors copies of \mathbb{F}_0 .

Table 7. The types of irreducible components of the weight $1/2 < c \leq 2/3$ surface of type ab pictured in Fig. 28, and the possible numbers of Eckardt points on each component. For the component of type 1, $Bl_6\mathbb{P}^2$ refers to the blowup of \mathbb{P}^2 at 3 points on one line and 3 points on another line, cf. Table 6. For the components of types 2 and 3a, $Bl_5\mathbb{P}^2$ refers to the blowup of \mathbb{P}^2 at 3 points on one line and 2 points on another line, as pictured in Fig. 28.

Label	Surface	#	Eckardt points
1	$Bl_6\mathbb{P}^2$	1	0, 1, 2, or 3
2	$Bl_5\mathbb{P}^2$	2	0
3a	$Bl_5\mathbb{P}^2$	2	0
3b	\mathbb{F}_0	2	0
4a	\mathbb{F}_0	6	0
4b	\mathbb{F}_0	6	0
5	\mathbb{F}_0	1	0
6	\mathbb{F}_0	6	0

6.8. Type a_2b .

Proposition 6.14. For type a_2b weighted stable marked cubic surfaces (S, cB) , there are five walls.

- (1) For weights $1/9 < c \leq 1/6$, the type a_2b surfaces are described in Fig. 29.
- (2) For weights $1/6 < c \leq 1/4$, the type a_2b surfaces are described in Fig. 30.
- (3) For weights $1/4 < c \leq 1/3$, the type a_2b surfaces are described in Fig. 31. Additionally, crossing the wall $c = 1/4$ introduces type aa_2b surfaces as degenerations of a_2b surfaces, described in Fig. 32.
- (4) For weights $1/3 < c \leq 1/2$, the type a_2b surfaces are described in Fig. 33. The type aa_2b surfaces are described in Fig. 34.
- (5) For weights $1/2 < c \leq 2/3$, the type a_2b surfaces are described in Fig. 35. The type aa_2b surfaces are described in Fig. 36.
- (6) For weights $2/3 < c \leq 1$, the type a_2b surfaces are obtained from the weight $1/2 < c \leq 2/3$ type a_2b surfaces by resolving Eckardt points as described in Proposition 5.4. The possible configurations of Eckardt points are summarized in Table 8. The type aa_2b surfaces are described similarly.

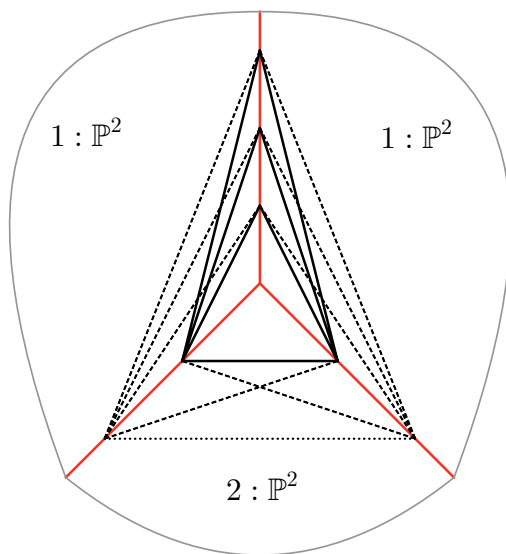


Figure 29. A type a_2b surface (S_0, cB_0) for $1/9 < c \leq 1/6$. Recall dotted lines have multiplicity 4 and dashed lines have multiplicity 2. Any two lines on a given \mathbb{P}^2 component intersect (possibly at infinity, not shown).

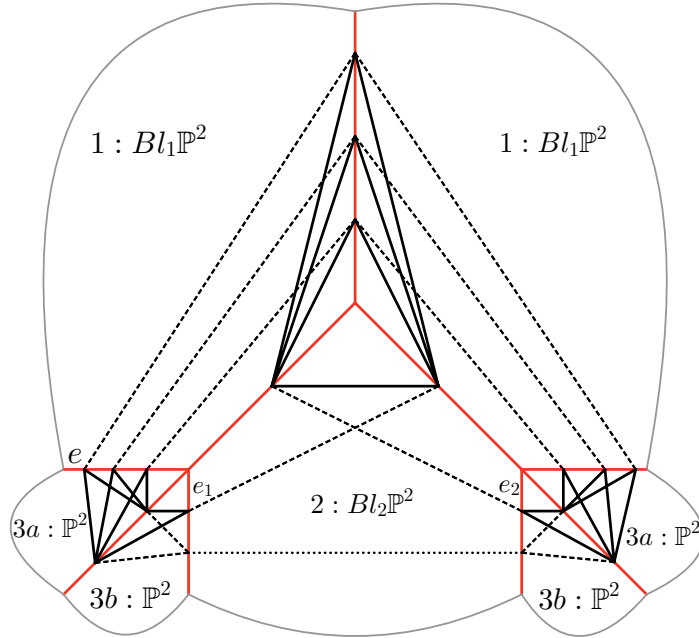


Figure 30. A type a_2b surface (S_1, cB_1) for $1/6 < c \leq 1/4$, obtained as the stable replacement for these weights of the surface of Fig. 29. The surface (S_1, cB_1) has four more components than (S_0, cB_0) , two each of types 3a and 3b.

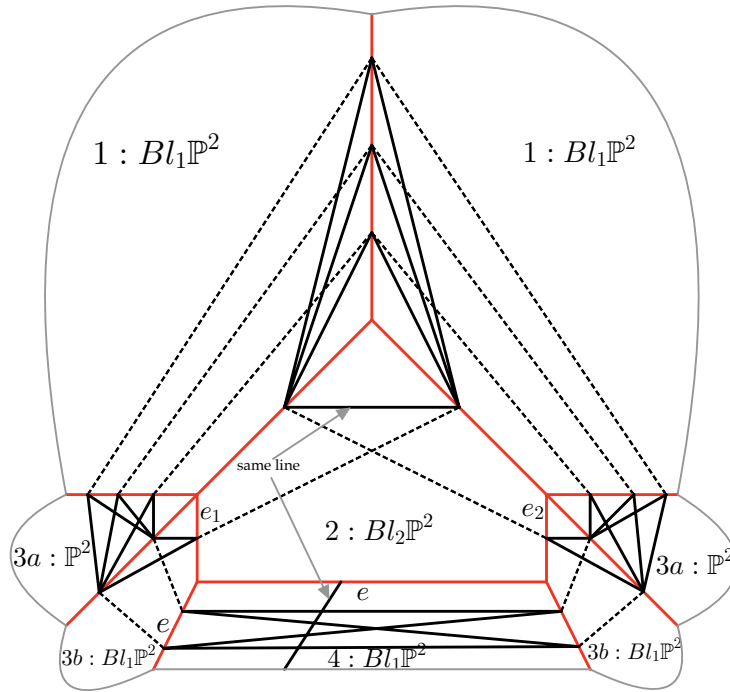


Figure 31. A type a_2b surface (S_2, cB_2) for $1/4 < c \leq 1/3$, obtained as the stable replacement for these weights of the surface of Fig. 30. The surface (S_2, cB_2) has one more component than (S_1, cB_1) , a copy of $Bl_1\mathbb{P}^2$ labeled by type 4.

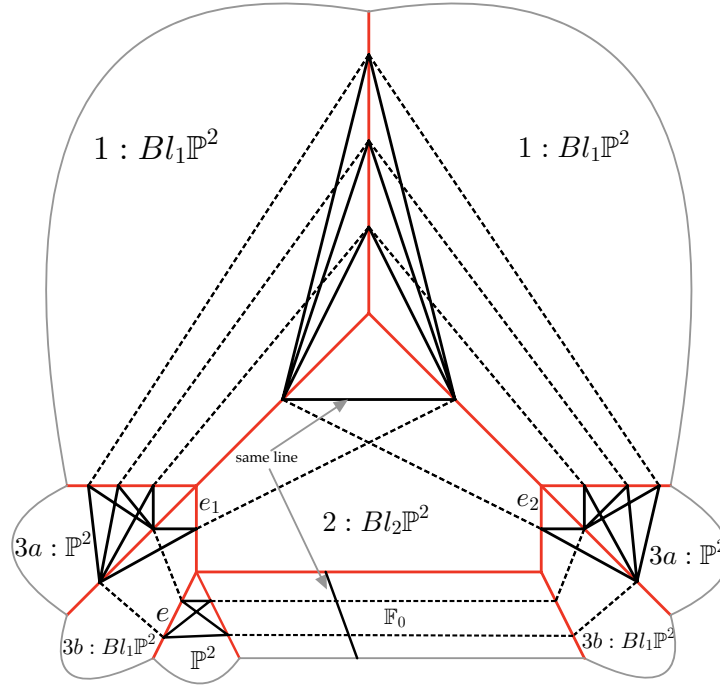
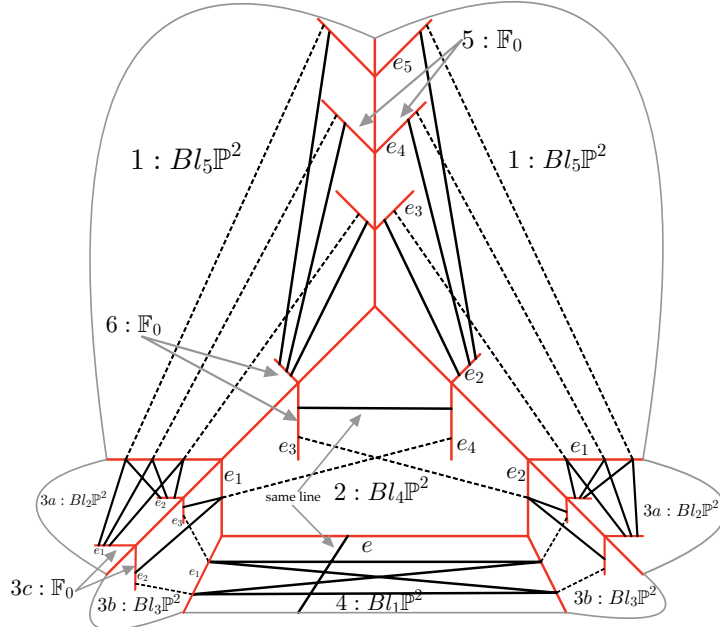


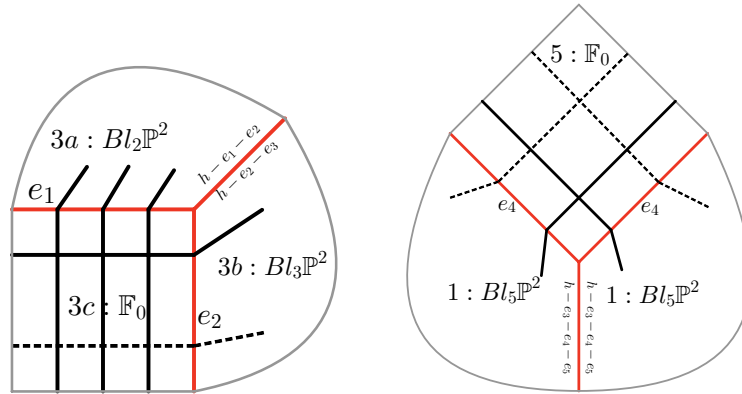
Figure 32. A type aa_2b surface (S'_2, cB'_2) for $1/4 < c \leq 1/3$, obtained as a degeneration of the type a_2b surface (S_2, cB_2) of Fig. 31, where the type 4 component $\cong Bl_1\mathbb{P}^2$ splits into a \mathbb{P}^2 component and an \mathbb{F}_0 component (cf. Figs. 8, 14 and 20).

Table 8. The types of irreducible components of the weight $1/2 < c \leq 2/3$ surface of type a_2b pictured in Fig. 35, and the possible numbers of Eckardt points on each component. For the components of types 1 and 3a, $Bl_5\mathbb{P}^2$ refers to the blowup of \mathbb{P}^2 at 3 points on one line and 2 points on another line. For the components of types 2 and 3b, $Bl_4\mathbb{P}^2$ refers to the blowup of \mathbb{P}^2 at 2 points on one line and 2 points on another line (i.e., 4 points in general position). For the component of type 4, $Bl_5\mathbb{P}^2$ refers to the blowup of \mathbb{P}^2 at 2 points on one line, 2 points on another line, and at the intersection point of these two lines.

Label	Surface	#	Eckardt points
1	$Bl_5\mathbb{P}^2$	2	0
2	$Bl_4\mathbb{P}^2$	1	0
3a	$Bl_5\mathbb{P}^2$	2	0
3b	$Bl_4\mathbb{P}^2$	2	0
3c	\mathbb{F}_0	4	0
3d	\mathbb{F}_0	4	0
3e	\mathbb{F}_0	4	0
4	$Bl_5\mathbb{P}^2$	1	0 or 1
5a	\mathbb{F}_0	3	0
5b	\mathbb{F}_0	6	0
5c	\mathbb{F}_0	3	0
6a	\mathbb{F}_0	2	0
6b	\mathbb{F}_0	2	0
7	\mathbb{F}_0	6	0
8a	\mathbb{F}_0	2	0
8b	\mathbb{F}_0	1	0

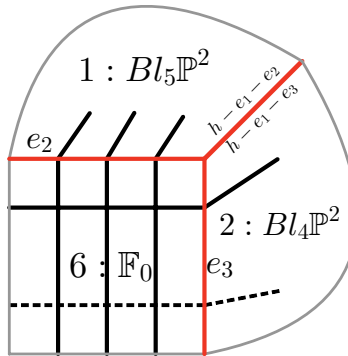


(a) The stable replacement (S_3, cB_3) of the surface of Fig. 31, for weights $1/3 < c \leq 1/2$. See the adjacent subfigures for local views of the new components of types 3c, 5, and 6.



(b) A view of an \mathbb{F}_0 component of type 3c.

(c) A view of an \mathbb{F}_0 component of type 5.



(d) A view of an \mathbb{F}_0 component of type 6.

Figure 33. A type a_2b surface (S_3, cB_3) for $1/3 < c \leq 1/2$, obtained as the stable replacement for these weights of the surface of Fig. 31. The surface (S_3, cB_3) has nine more components than (S_2, cB_2) : four of type 3c, three of type 5, and two of type 6.

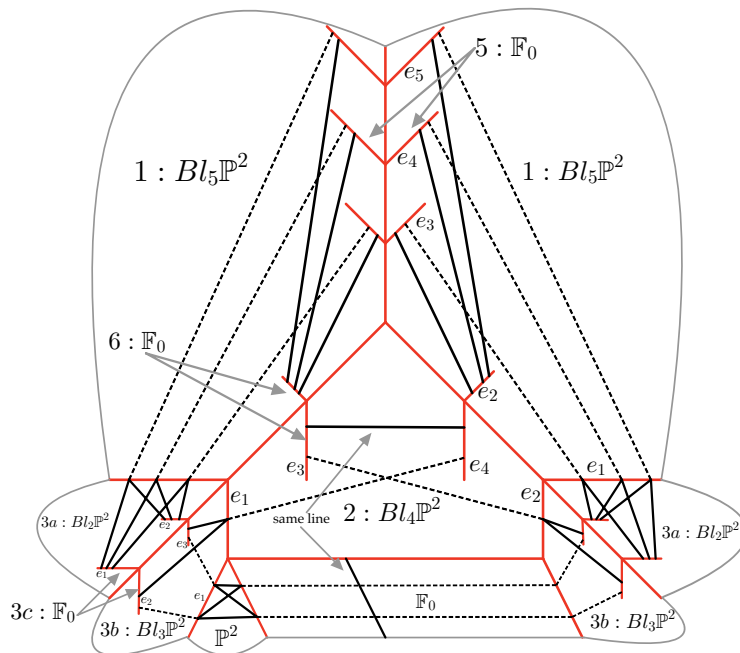
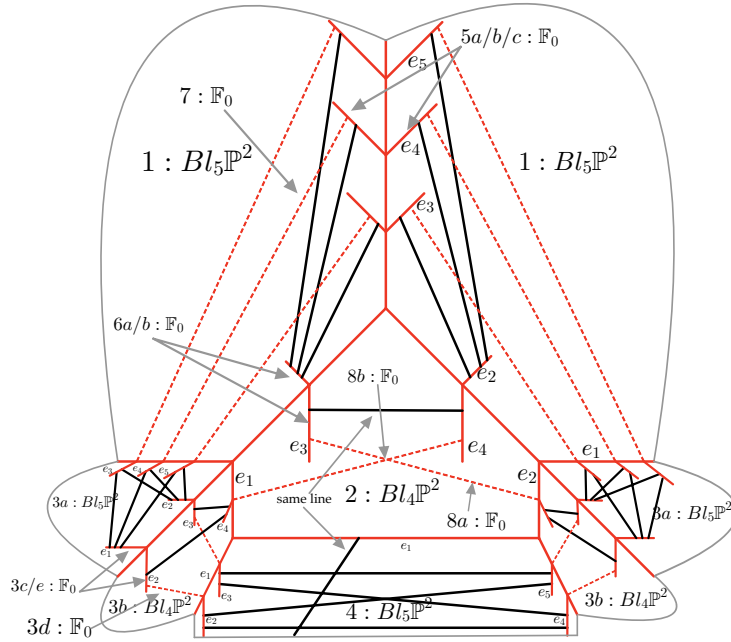
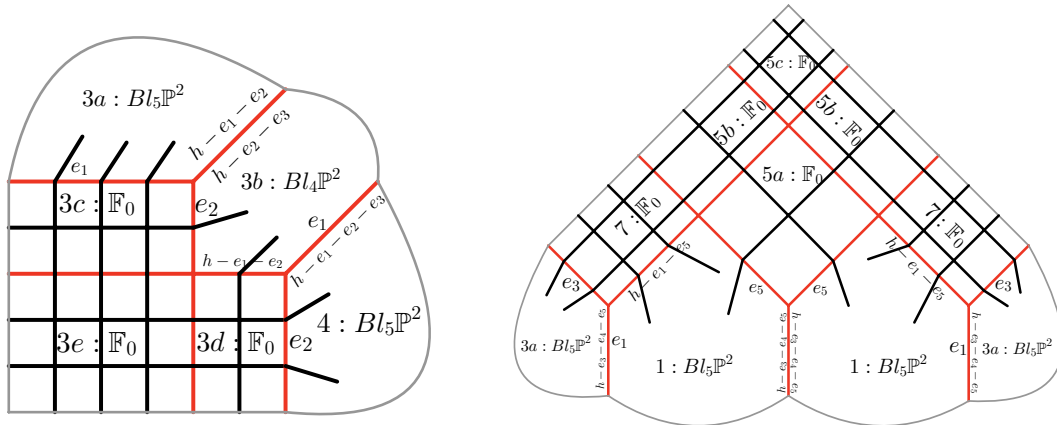


Figure 34. A type aa_2b surface (S'_3, cB'_3) for $1/3 < c \leq 1/2$, obtained as the stable replacement for these weights of the surface of Fig. 32, and as a degeneration of the type a_2b surface (S_3, cB_3) of Fig. 33. Away from the $Bl_1\mathbb{P}^2$ component of type 4 splitting into a \mathbb{P}^2 and \mathbb{F}_0 component as shown, the surface (S'_3, cB'_3) is isomorphic to (S_3, cB_3) .



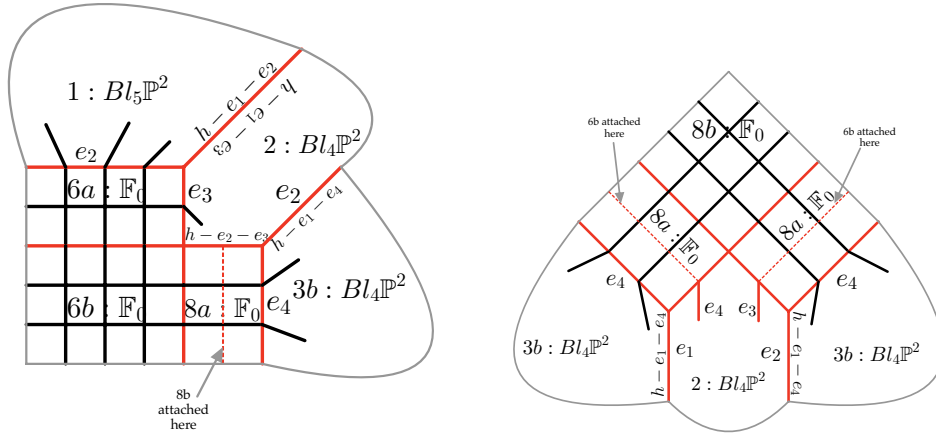
(a) The stable replacement (S_3, cB_3) of the surface of Fig. 31, for weights $1/3 < c \leq 1/2$. See the adjacent subfigures for local views of the new components of types 3c, 5, and 6.



(b) In (S_4, cB_4) , one attaches to each line of multiplicity 2 in a type 3b component a copy of \mathbb{F}_0 , labeled by type 3d. Likewise, one attaches to the corresponding line of multiplicity 2 in a type 3c component another copy of \mathbb{F}_0 , labeled by type 3e. The configuration of all 5 different types of type 3 components is shown.

(c) Each type 5 component \mathbb{F}_0 from the surface (S_3, cB_3) of Fig. 33 splits into four components, one of type 5a, two of type 5b, and one of type 5c. The type 5b components are also attached to the type 7 components, which arise from the lines of multiplicity 2 on the type 1 components of (S_3, cB_3) . These type 7 components also intersect the type 3a components as shown.

Figure 35. A type a_2b surface (S_4, cB_4) for $1/2 < c \leq 2/3$, obtained as the stable replacement for these weights of the surface of Fig. 33. The surface (S_3, cB_3) has nine more components than (S_2, cB_2) : four of type 3c, three of type 5, and two of type 6.



(d) Each type 6 component \mathbb{F}_0 from the surface (S_3, cB_3) of Fig. 33 splits into two components, one of type 6a and one of type 6b. Attached to the type 6b component is a type 8a component as described in Fig. 35e.

(e) In (S_4, cB_4) , one attaches to each line of multiplicity 2 in the type 2 component of (S_3, cB_3) a copy of \mathbb{F}_0 , labeled by type 8a. Another copy of \mathbb{F}_0 , labeled by type 8b, is attached to the intersection of the two 8a components.

Figure 35. (Continued) A type a_2b surface (S_4, cB_4) for $1/2 < c \leq 2/3$, obtained as the stable replacement for these weights of the surface of Fig. 33.

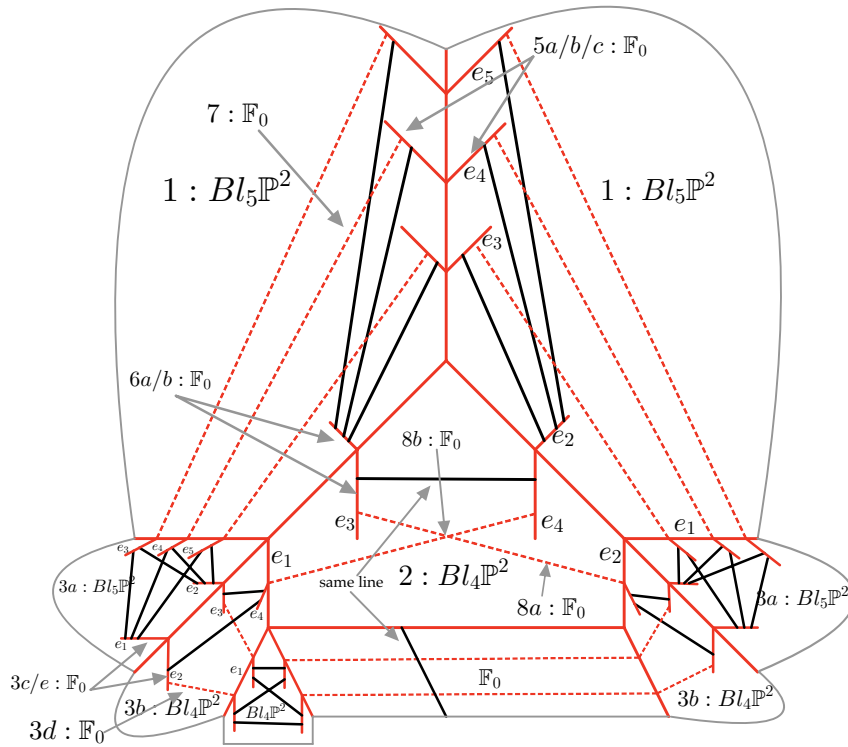


Figure 36. A type aa_2b surface (S'_4, cB'_4) for $1/2 < c \leq 2/3$, obtained as the stable replacement for these weights of the surface of Fig. 34, and as a degeneration of the type a_2b surface (S_4, cB_4) of Fig. 35. The type 4 component $\cong Bl_5\mathbb{P}^2$ of Fig. 35 splits into one $Bl_4\mathbb{P}^2$ component and three \mathbb{F}_0 components as shown (cf. Fig. 10b), and otherwise (S'_4, cB'_4) is isomorphic to (S_4, cB_4) .

6.9. Type a_3b .

Proposition 6.15. *For type a_3b weighted stable marked cubic surfaces (S, cB) , there are five walls.*

- (1) *For weights $1/9 < c \leq 1/6$, the type a_3b surfaces are described in Fig. 37.*
- (2) *For weights $1/6 < c \leq 1/4$, the type a_3b surfaces are described in Fig. 38.*
- (3) *For weights $1/4 < c \leq 1/3$, the type a_3b surfaces are described in Fig. 39. Additionally, crossing the wall $c = 1/4$ introduces type aa_3b , a_2a_3b , and aa_2a_3b surfaces as degenerations of a_3b surfaces, described in Fig. 40.*
- (4) *For weights $1/3 < c \leq 1/2$, the type a_3b surfaces are described in Fig. 41. The type aa_3b , a_2a_3b , and aa_2a_3b surfaces are described in Fig. 42.*
- (5) *For weights $1/2 < c \leq 2/3$, the type a_3b surfaces are described in Fig. 43. The type aa_3b , a_2a_3b , and aa_2a_3b surfaces are described in Fig. 44.*
- (6) *For weights $2/3 < c \leq 1$, the type a_3b surfaces are obtained from the weight $1/2 < c \leq 2/3$ type a_3b surfaces by resolving Eckardt points as described in Proposition 5.4. The possible configurations of Eckardt points are summarized in Table 9. The type aa_3b , a_2a_3b , and aa_2a_3b surfaces are described similarly.*

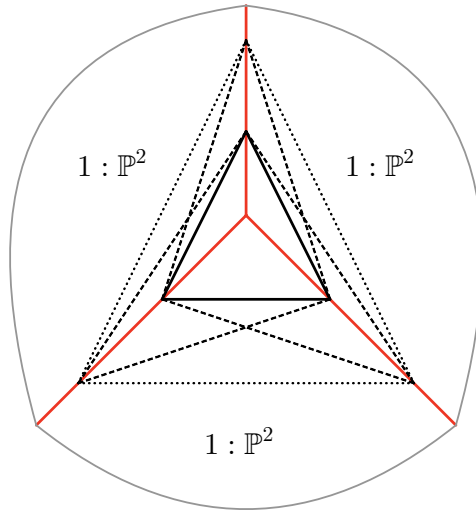


Figure 37. A type a_3b surface (S_0, cB_0) for $1/9 < c \leq 1/6$. Recall dotted lines have multiplicity 4 and dashed lines have multiplicity 2. Any two lines on a given \mathbb{P}^2 component intersect (possibly at infinity, not shown).

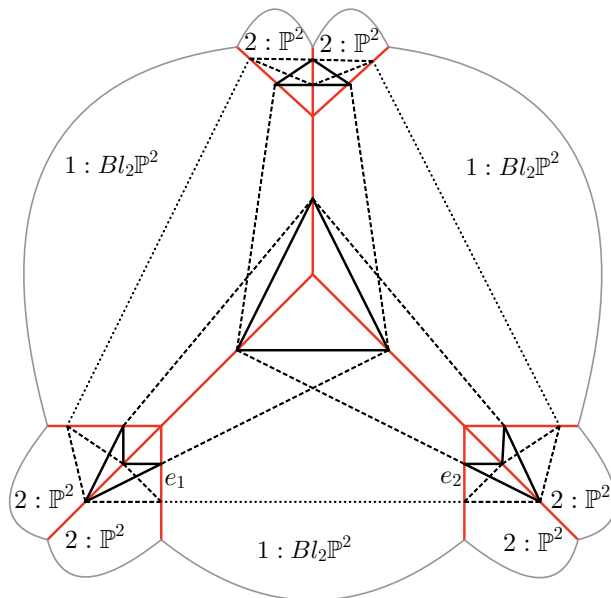


Figure 38. A type a_3b surface (S_1, cB_1) for $1/6 < c \leq 1/4$, obtained as the stable replacement for these weights of the surface of Fig. 37. The surface (S_1, cB_1) has six more components than (S_0, cB_0) , each a copy of \mathbb{P}^2 labeled by type 2.

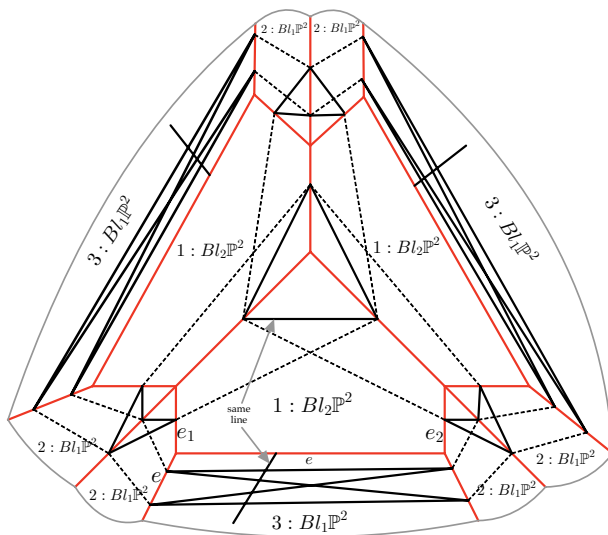
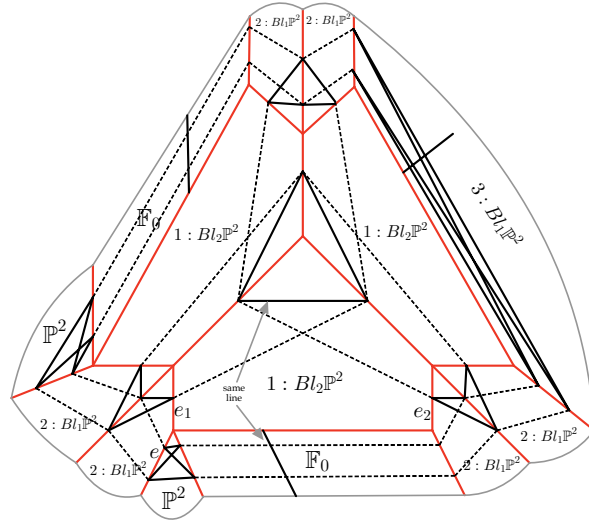
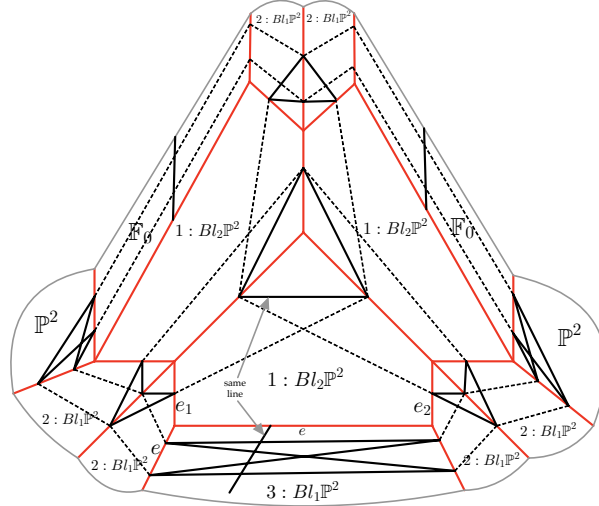


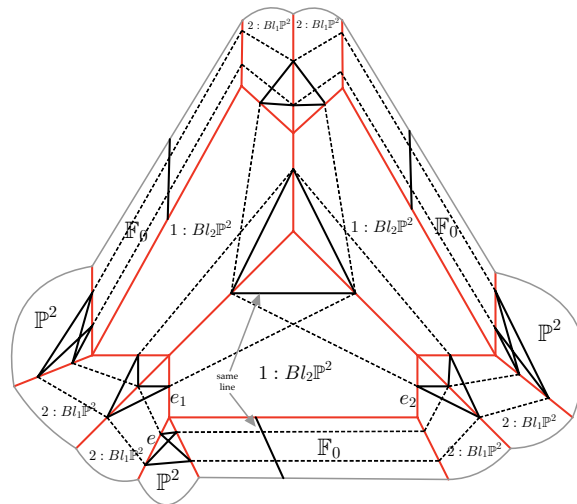
Figure 39. A type a_3b surface (S_2, cB_2) for $1/4 < c \leq 1/3$, obtained as the stable replacement for these weights of the surface of Fig. 38. The surface (S_2, cB_2) has three more components than (S_1, cB_1) , each a copy of $Bl_1\mathbb{P}^2$ labeled by type 3.



(a) A type aa_3b surface for $1/4 < c \leq 1/3$.

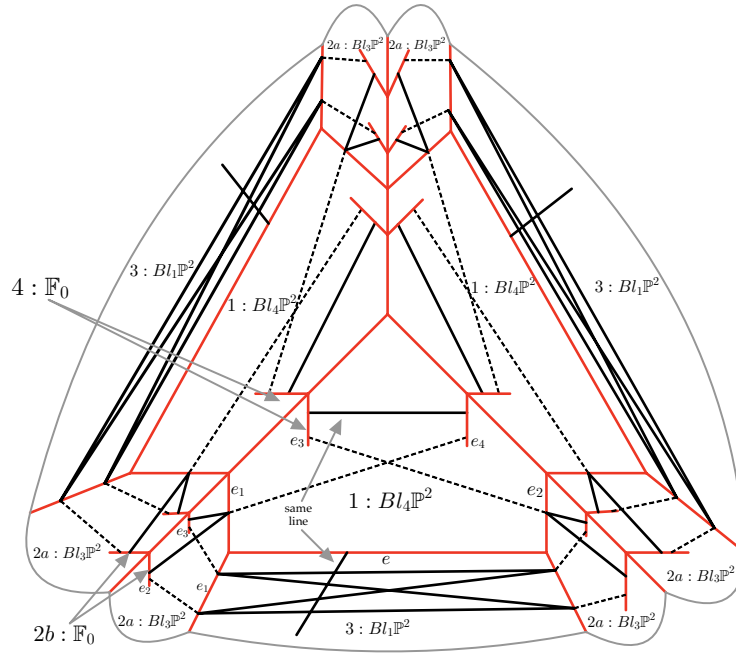


(b) A type a_2a_3b surface for $1/4 < c \leq 1/3$.

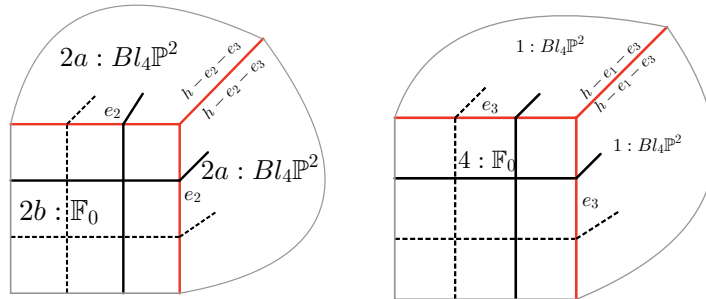


(c) A type aa_2a_3b surface for $1/4 < c \leq 1/3$

Figure 40. Degenerations of the type a_3b surface of Fig. 39, for weights $1/4 < c \leq 1/3$. These surfaces are isomorphic to the a_3b surface away from the type 3 components which degenerate into a copy of \mathbb{P}^2 and a copy of \mathbb{F}_0 as shown.

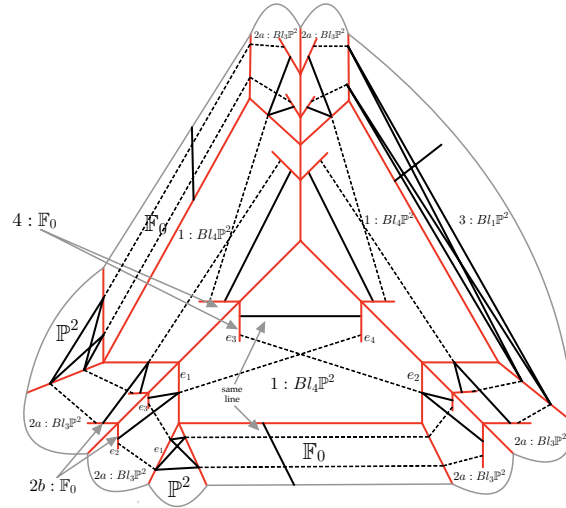


(a) The stable replacement (S_3, cB_3) of the surface of Fig. 39, for weights $1/3 < c \leq 1/2$. See the adjacent subfigures for local views of the new components of types 2b and 4.

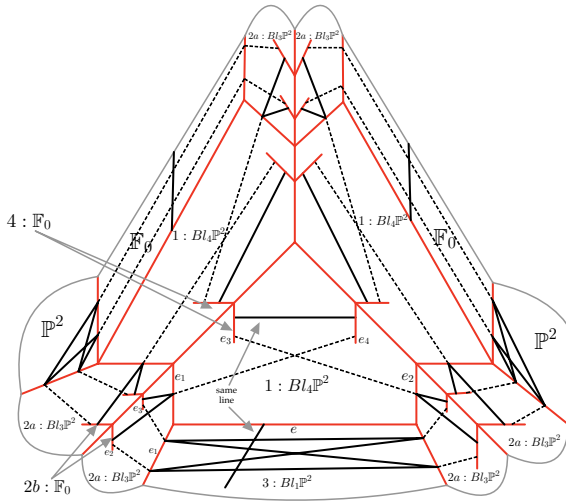


(b) A view of an \mathbb{F}_0 component of type 2b. (c) A view of an \mathbb{F}_0 component of type 4.

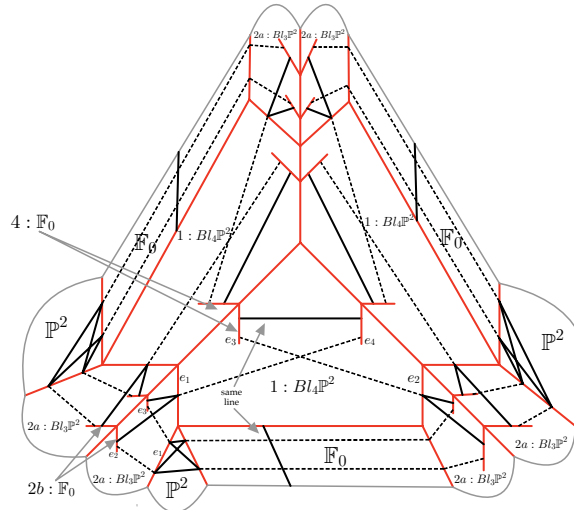
Figure 41. A type a_3b surface (S_3, cB_3) for $1/3 < c \leq 1/2$, obtained as the stable replacement for these weights of the surface of Fig. 39. The surface (S_3, cB_3) has nine more components than (S_2, cB_2) : six of type 2b and three of type 4.



(a) A type aa_3b surface for $1/3 < c \leq 1/2$.

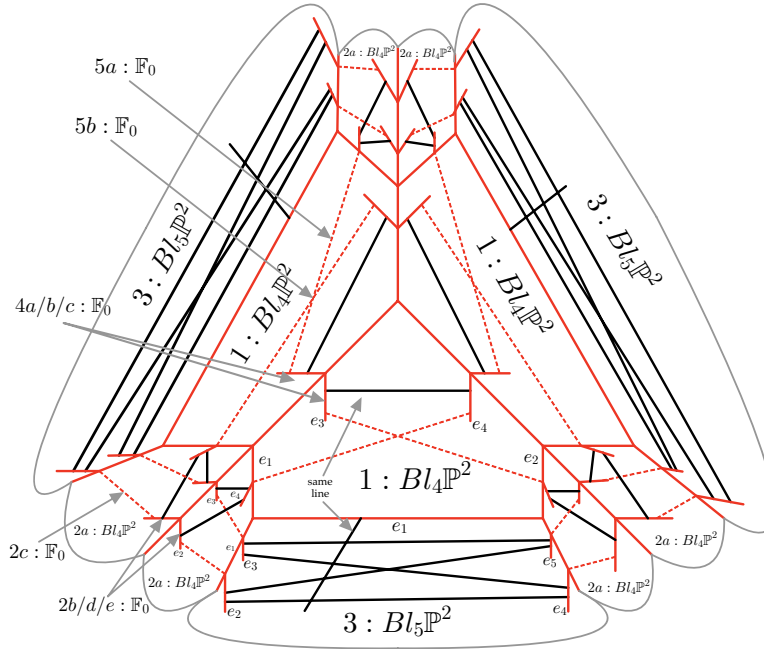


(b) A type a_2a_3b surface for $1/3 < c \leq 1/2$.

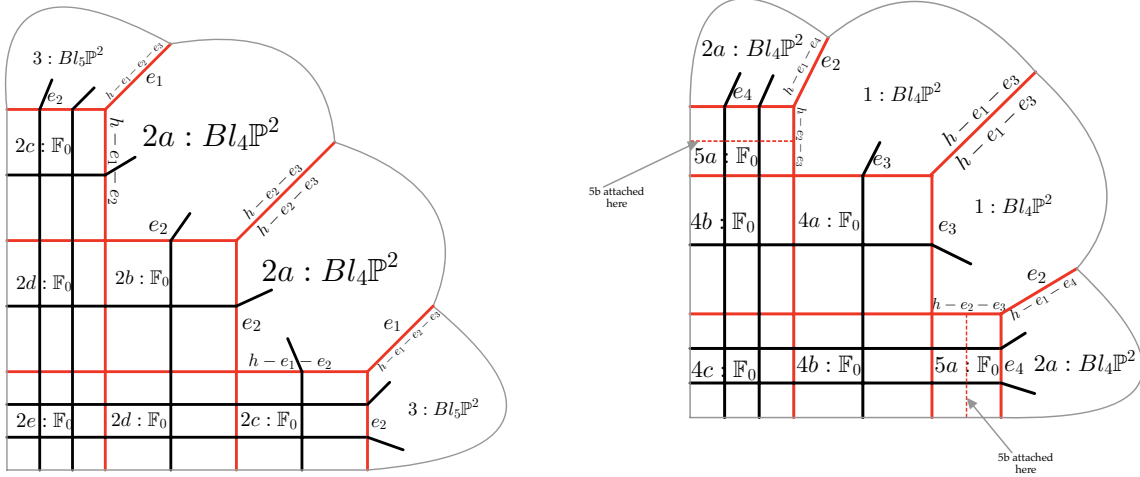


(c) A type aa_2a_3b surface for $1/3 < c \leq 1/2$

Figure 42. Degenerations of the type a_3b surface of Fig. 41, for weights $1/3 < c \leq 1/2$. These surfaces are isomorphic to the a_3b surface away from the type 3 components which degenerate into a copy of \mathbb{P}^2 and a copy of \mathbb{F}_0 as shown.



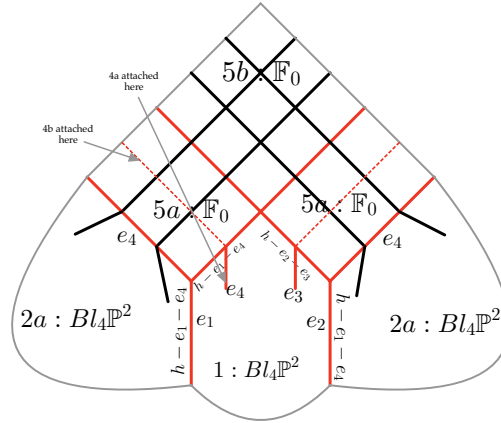
(a) The stable replacement (S_4, cB_4) of the surface of Fig. 39, for weights $1/3 < c \leq 1/2$. See the adjacent subfigures for local views of the new components of types 2c, 2d, 2e, 4a, 4b, 4c, and 5a, 5b.



(b) A view of a type 2b component $\cong \mathbb{F}_0$, and the resulting new components of types 2d, 2c, and 2e, also isomorphic to \mathbb{F}_0 (cf. Fig. 41b).

(c) A view of a type 4a component $\cong \mathbb{F}_0$, arising from a type 4 component in Fig. 41c, and the surrounding new components of types 4b, 4c, and 5a, also isomorphic to \mathbb{F}_0 .

Figure 43. A type a_3b surface (S_4, cB_4) for $1/2 < c \leq 2/3$, obtained as the stable replacement for these weights of the surface (S_3, cB_3) of Fig. 41.

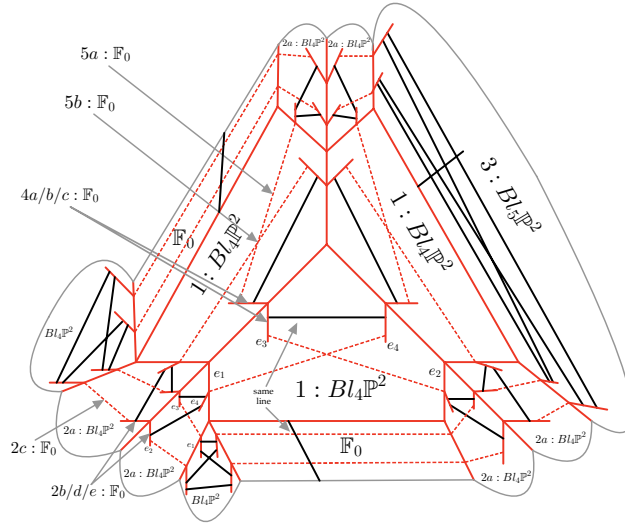


(d) A view of the two type 5a components $\cong \mathbb{F}_0$ intersecting a given type 1 component. At the intersection point of the two type 5a components, one attaches another copy of \mathbb{F}_0 , labeled by type 5b. The gluings of the types 4a and 4b components indicated are described in Fig. 43c.

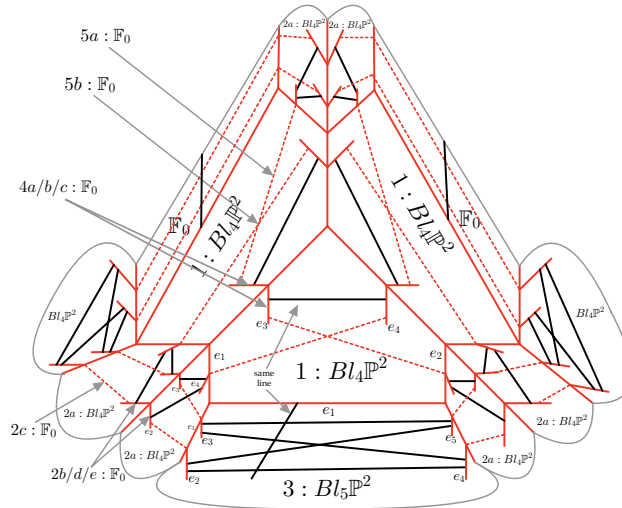
Figure 43. (Continued) A type a_3b surface (S_4, cB_4) for $1/2 < c \leq 2/3$, obtained as the stable replacement for these weights of the surface (S_3, cB_3) of Fig. 41.

Table 9. The types of irreducible components of the weight $1/2 < c \leq 2/3$ surface of type a_3b pictured in Fig. 43, and the possible numbers of Eckardt points on each component. For the components of types 1 and 2a, $Bl_4\mathbb{P}^2$ refers to the blowup of \mathbb{P}^2 at 2 points on one line and 2 points on another line (i.e., 4 points in general position). For the components of type 3, $Bl_5\mathbb{P}^2$ refers to the blowup of \mathbb{P}^2 at 2 points on one line, 2 points on another line, and at the intersection point of these two lines.

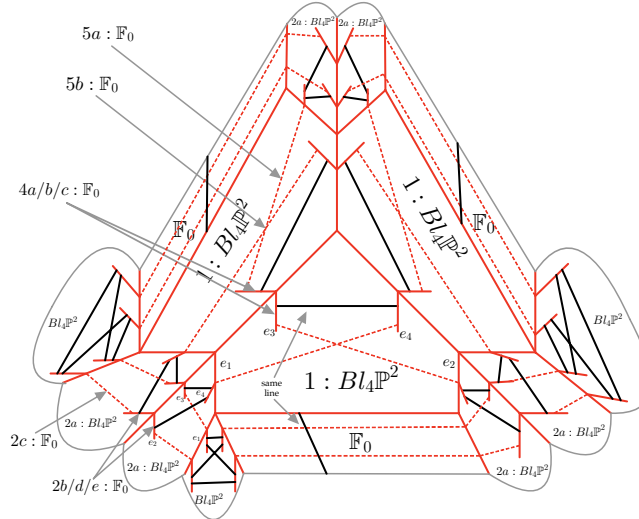
Label	Surface	#	Eckardt points
1	$Bl_4\mathbb{P}^2$	3	0
2a	$Bl_4\mathbb{P}^2$	6	0
2b	\mathbb{F}_0	6	0
2c	\mathbb{F}_0	12	0
2d	\mathbb{F}_0	12	0
2e	\mathbb{F}_0	6	0
3	$Bl_5\mathbb{P}^2$	3	0 or 1
4a	\mathbb{F}_0	3	0
4b	\mathbb{F}_0	6	0
4c	\mathbb{F}_0	3	0
5a	\mathbb{F}_0	6	0
5b	\mathbb{F}_0	3	0



(a) A type aa_3b surface for $1/2 < c \leq 2/3$.



(b) A type a_2a_3b surface for $1/2 < c \leq 2/3$.



(c) A type aa_2a_3b surface for $1/2 < c \leq 2/3$.

Figure 44. Degenerations of the type a_3b surface of Fig. 43, for weights $1/2 < c \leq 2/3$. These surfaces are isomorphic to the a_3b surface away from the type 3 components which degenerate into a copy of \mathbb{P}^2 and three copies of \mathbb{F}_0 as shown (cf. Fig. 10b).

7. PROOF OF THEOREM 6.5

In this section we prove Theorem 6.5. Using Theorem 6.3, we see that the proof reduces to the following steps.

- (1) Compute the fibers of the family $\tilde{\pi} : (\ddot{Y}(E_7), B_{\tilde{\pi}}) \rightarrow \tilde{Y}(E_6)$, which by [HKT09, Theorem 10.31] gives the universal family of weight 1 stable marked cubic surfaces.
- (2) Fix a fiber (S, B) of $\tilde{\pi} : (\ddot{Y}(E_7), B_{\tilde{\pi}}) \rightarrow \tilde{Y}(E_6)$, and compute the sequential stable models of the pair (S, cB) as one decreases the weight c in the interval $(1/9, 1]$.

We have already completed step (1) in Sections 4 and 5. Namely, in Section 4, we computed the fibers of the family $\tilde{\pi} : (\tilde{Y}(E_7), B_{\tilde{\pi}}) \rightarrow \tilde{Y}(E_6)$, and saw that they give the weighted stable marked cubic surfaces (S, cB) for weight $c = 2/3$ described in the previous section. Then in Section 5 we explained how to obtain the fibers of $\tilde{\pi} : (\ddot{Y}(E_7), B_{\tilde{\pi}}) \rightarrow \tilde{Y}(E_6)$ by resolving Eckardt points on the fibers of $\tilde{\pi}$. It follows directly from our descriptions that each fiber of $\tilde{\pi}$ is slc with ample log canonical class, hence is a stable pair. (This re-proves in a more explicit manner the first part of [HKT09, Theorem 10.31].) Thus we reduce to carrying out step (2) beginning with the weight $c = 2/3$, and decreasing c towards $1/9$.

In order to carry out step (2), we use the following strategy. Let (S, cB) be a weighted stable marked cubic surface for some fixed weight $c \in (1/9, 1]$. Thus (S, cB) is slc and $K_S + cB$ is ample. The restriction of $K_S + cB$ to an irreducible component S' of S is given by the standard formula

$$(1) \quad (K_S + cB)|_{S'} = K_{S'} + \Delta + cB',$$

where Δ is the gluing locus of S' to the other irreducible components of S , and B' is the restriction of B to S' . Walls occur at values $t \in (1/9, 1]$ for which $K_{S'} + \Delta + tB'$ is nef but not ample for some irreducible components S' of S ; when this occurs one contracts the curves of S' along which $K_{S'} + \Delta + tB'$ is zero, in order to obtain the log canonical model of $(S', \Delta + tB')$. In general, one must then show that the remaining components can still be glued to obtain the stable model for the new weight. In our case, the gluing is obvious, and we directly verify that the resulting surfaces (S_t, tB_t) are stable. We continue in this fashion, decreasing c towards $1/9$, until all walls have been crossed and $c = 1/9 + \epsilon$.

We now carry out the strategy of the above paragraph explicitly for weighted stable marked cubic surfaces. We break this into the cases described in Propositions 6.8 to 6.15, and in each case begin with the weight $c = 2/3$ surface constructed as a fiber of $\tilde{\pi} : (\ddot{Y}(E_7), B_{\tilde{\pi}}) \rightarrow \tilde{Y}(E_6)$ as described above.

Proof of Proposition 6.8. Let (S, B) be the surface of Fig. 4. Fix $c \leq 2/3$. From the explicit description of (S, B) , we see that the restriction of $K_S + cB$ to an irreducible component of (S, B) of type 3, isomorphic to $\mathbb{F}_0 \cong \mathbb{P}^1 \times \mathbb{P}^1$, is

$$(-1 + 5c)h_1 + (-1 + 2c)h_2,$$

where h_1, h_2 are the classes of the two rulings. We find that $K_S + cB$ is ample on this component for $1/2 < c \leq 2/3$, and when $c = 1/2$, the type 3 components are contracted by the projection $\mathbb{P}^1 \times \mathbb{P}^1 \rightarrow \mathbb{P}^1$. This is compatible with the analogous contractions for the type 1 and 2 components, and we obtain for $c = 1/2$ the surface of Fig. 3. By abuse of notation we now refer to this surface as (S, B) , and consider $c \leq 1/2$. The restriction of $K_S + cB$ to the irreducible component of (S, B) of type 2, isomorphic to $\mathbb{F}_0 \cong \mathbb{P}^1 \times \mathbb{P}^1$, is

$$(-1 + 6c)h_1 + (-1 + 6c)h_2.$$

We see that $K_S + cB$ is ample on this component for $1/6 < c \leq 2/3$. When $c = 1/6$, we contract this entire component to a point. The analogous contraction on the type 1 component is the map $\tilde{S}_{A_1} \rightarrow S_{A_1}$. Thus we obtain the surface of Fig. 2, which is stable for $1/9 < c \leq 1/6$. \square

Proof of Proposition 6.9. Let (S, B) be the surface of Fig. 9. Fix $c \leq 2/3$. There are three types of components of (S, B) that are isomorphic to $\mathbb{F}_0 \cong \mathbb{P}^1 \times \mathbb{P}^1$, namely, the components of types 4, 5a, and 5b. We compute that the restrictions of $K_S + cB$ to these components are as follows.

$$\text{Type 4 : } (-1 + 4c)h_1 + (-1 + 2c)h_2,$$

$$\text{Type 5a : } 3ch_1 + (-1 + 2c)h_2,$$

$$\text{Type 5b : } (-1 + 2c)h_1 + (-1 + 2c)h_2.$$

We see that $K_S + cB$ is ample on these components for $1/2 < c \leq 2/3$, and when $c = 1/2$, we contract the components of types 4 and 5a via the projection $\mathbb{P}^1 \times \mathbb{P}^1 \rightarrow \mathbb{P}^1$, and contract the component of type 5b to a point. This is compatible with the analogous contractions for the remaining components of (S, B) , and as a result we obtain for $c = 1/2$ the surface of Fig. 7. By abuse of notation we now refer to this surface as (S, B) and consider $c \leq 1/2$. The restrictions of $K_S + cB$ to the components of type 2, isomorphic to $Bl_1\mathbb{F}_0$, and type 3, isomorphic to $Bl_1\mathbb{P}^2$, are as follows.

$$\begin{aligned} \text{Type 2 : } & (-1 + 6c)h_1 + (-1 + 6c)h_2 + (1 - 4c)e, \\ \text{Type 3 : } & (-1 + 4c)h + c(h - e). \end{aligned}$$

Here e refers to the exceptional divisor in either case, for type 2, h_1, h_2 are the pullbacks of the classes of the two rulings on $\mathbb{P}^1 \times \mathbb{P}^1$, and for type 3, h is the class of the pullback of a line. We find that $K_S + cB$ is ample on these components for $1/4 < c \leq 1/2$, and when $c = 1/4$, we contract the component of type 3 vertically onto its exceptional divisor, and at the same time we contract the exceptional divisors of the type 2 components. As a result, we obtain the surface pictured in Fig. 6. By abuse of notation, we now refer to this surface as (S, B) , and consider $c \leq 1/4$. Now we compute that the restriction of $K_S + cB$ to a component of type 2, isomorphic to $\mathbb{F}_0 \cong \mathbb{P}^1 \times \mathbb{P}^1$, is

$$(-1 + 6c)h_1 + (-1 + 6c)h_2.$$

Thus when $c = 1/6$, we contract the type 2 components to points. The analogous contraction on the type 1 component is the map $\tilde{S}_{2A_1} \rightarrow S_{2A_1}$. Thus we obtain the surface of Fig. 5, which is stable for $1/9 < c \leq 1/6$.

We must also describe the wall crossings for the surface of type aa_2 pictured in Fig. 10. So let (S, B) be this surface, and fix $c \leq 2/3$. The surface (S, B) is isomorphic to the type a_2 surface of Fig. 9 away from type 3 component of the a_2 surface, which degenerates into four irreducible components as pictured in Fig. 10. Thus we can focus our attention on just these four components. One component is isomorphic to $Bl_4\mathbb{P}^2$, and the restriction of $K_S + cB$ to this component is

$$(-1 + 5c)h + (1 - 2c)(e_1 + e_2 + e_3 + e_4),$$

where h is the class of the pullback of a line, and e_1, \dots, e_4 are the classes of the exceptional divisors. The remaining three components are isomorphic to \mathbb{F}_0 , but the lines and gluings differ. For the central \mathbb{F}_0 in Fig. 10b, the restriction of $K_S + cB$ is

$$h_1 + ch_2.$$

For the other two \mathbb{F}_0 's, pictured in the top and bottom in Fig. 10b, the restriction of $K_S + cB$ is

$$(-1 + 2c)h_1 + ch_2.$$

Thus we see that when $c = 1/2$, we contract these last two \mathbb{F}_0 's via the projection $\mathbb{F}_0 \cong \mathbb{P}^1 \times \mathbb{P}^1 \rightarrow \mathbb{P}^1$, and at the same time we contract the four exceptional divisors on the $Bl_4\mathbb{P}^2$ component. We obtain the picture of Fig. 8, where now we have just two components of interest, one isomorphic to \mathbb{P}^2 , and one isomorphic to \mathbb{F}_0 . Again we let (S, B) denote the surface of Fig. 8, and fix $c \leq 1/2$. We compute that the restriction of $K_S + cB$ to the \mathbb{P}^2 component is

$$(-1 + 4c)h,$$

and the restriction of $K_S + cB$ to the \mathbb{F}_0 component is

$$(-1 + 4c)h_1 + ch_2.$$

We find that when $c = 1/4$, we contract the \mathbb{P}^2 component to a point, and contract the \mathbb{F}_0 component via the projection $\mathbb{F}_0 \cong \mathbb{P}^1 \times \mathbb{P}^1 \rightarrow \mathbb{P}^1$. As a result, we obtain the weight $1/6 < c \leq 1/4$ type a_2 surface of Fig. 6. This explains the additional moduli appearing in Theorem 6.5 for weights greater than $1/4$. \square

Proofs of Propositions 6.10 and 6.11. In order to save space, we omit the details of the wall crossings for surfaces of types a_3 and a_4 and their degenerations as described in Propositions 6.10 and 6.11. The computations are exactly analogous to the type a and a_2 cases, and the reader should have no trouble adapting these computations to prove Propositions 6.10 and 6.11. \square

Proof of Proposition 6.12. Let (S, B) be the surface of Fig. 24, and fix $c \leq 2/3$. The restriction of $K_S + cB$ to a component of type 2, isomorphic to \mathbb{F}_0 , is

$$(-1 + 3c)h_1 + (-1 + 3c)h_2.$$

The restriction of $K_S + cB$ to a component of type 1, isomorphic to the blowup of \mathbb{P}^2 at 6 points, 3 on one line and 3 on another, is

$$(-1 + 9c)h + (1 - 3c)(e_1 + \cdots + e_6),$$

where h is the class of the pullback of a line, and e_1, \dots, e_6 are the classes of the exceptional divisors. Thus when $c = 1/3$, we contract the type 2 components to points, and obtain the surface of Fig. 23, which is stable for all $1/9 < c \leq 1/3$. \square

Proof of Proposition 6.13. Let (S, B) be the surface of Fig. 28, and fix $c \leq 2/3$. It is straightforward to observe, using the same sorts of computations as in the previous proofs, that (S, cB) is stable for $1/2 < c \leq 2/3$, and when $c = 1/2$ one contracts the components of types 4b and 6 via the projections $\mathbb{P}^1 \times \mathbb{P}^1 \rightarrow \mathbb{P}^1$, yielding the surface of Fig. 27. Let (S, B) now denote this surface and fix $c \leq 1/2$. We compute from Fig. 27 that the restriction of $K_S + cB$ to any of the components of types 3b, 4, or 5, isomorphic to \mathbb{F}_0 , is

$$(-1 + 3c)h_1 + (-1 + 3c)h_2.$$

Thus when $c = 1/3$ we contract these components to points. This is compatible with the contractions on the remaining components of (S, B) , and as a result we obtain the surface of Fig. 26. Again we let (S, B) now denote this surface, and fix $c \leq 1/3$. Then the restriction of $K_S + cB$ to a component of type 3, isomorphic to \mathbb{P}^2 , is

$$(-1 + 6c)h.$$

Thus when $c = 1/6$, we contract the type 3 components to points, and obtain the surface of Fig. 25, which is stable for weights $1/9 < c \leq 1/6$. \square

Proof of Propositions 6.14 and 6.15. In order to save space, we also omit the details of the wall crossings for the surfaces of types a_2b and a_3b and their degenerations as described in Propositions 6.14 and 6.15. The computations are exactly analogous to those carried out in the previous proofs, and indeed many components of these surfaces are isomorphic to components of previously described surfaces, with the same lines and gluing loci. \square

Proof of Theorem 6.5. By the discussion above, we have now fully described the walls for the moduli space \overline{Y}_c^6 of c -weighted stable marked cubic surfaces, as well as all of the surfaces parameterized by the moduli spaces in each chamber. All that remains is to prove the descriptions of the moduli spaces. This is straightforward—we already knew (by construction) that $\tilde{Y}(E_6)$ was the moduli space of weighted stable marked cubic surfaces for weight 1, and our descriptions of the stable surfaces show that it contains to be the moduli space until weight $c = 1/4$, at which point one contracts components of weighted stable surfaces resulting in identifications of surfaces of different types. Namely, for any surface whose type involves a_i , $i = 2, 3, 4$, we contract the components arising from the non-flat A_3^2 of $\pi : \overline{Y}(E_7) \rightarrow \overline{Y}(E_6)$ as in Section 4.1.1. This results in the blowdown map $\overline{Y}_{1/4+\epsilon}^6 \cong \tilde{Y}(E_6) \rightarrow \overline{Y}(E_6) \cong \overline{Y}_{1/4}^6$, which geometrically is explained by the stable models of the surfaces parameterized higher codimension strata involving a_i becoming isomorphic to the stable models of the surfaces parameterized by the a_i divisors themselves. \square

Remark 7.1. In particular, our results recover an alternative proof of [GKS21, Theorem 1.5], which asserts that $\overline{Y}(E_6)$ is the moduli space of weighted stable marked cubic surfaces for weight $c = 1/9 + \epsilon$.

APPENDIX A. BOTTOM-UP WALL CROSSING

As our proof of Theorem 6.5 in Section 7 hopefully indicates, it is easy to compute the stable replacements and wall crossings for weighted stable marked cubic surfaces if one starts with the weight $c = 1$ and decreases c . It is much more difficult to work in the opposite direction, beginning with the smallest weight $c = 1/9 + \epsilon$ and moving upwards. On the other hand, the latter approach better clarifies the structure of weighted stable marked cubic surfaces, showing how they appear as stable replacements of simpler surfaces. In this section, we describe some examples of computing the stable replacements in this “bottom-up” fashion, explaining how one can more directly obtain the pictures of Section 6.

Example A.1. In this example we describe how to obtain the wall crossings for type a surfaces as described in Proposition 6.8.

Begin with a trivial one-parameter family $\mathbb{P}^2 \times T \rightarrow T$ with six sections B_1, \dots, B_6 cutting out six points in general position on a general fiber, but such that B_5 and B_6 intersect at a point in the special fiber. The

blowup of the scheme-theoretic union of B_1, \dots, B_6 in $\mathbb{P}^2 \times T$ results in a family \mathcal{S} of surfaces over T whose general fiber is a smooth marked cubic surface, but whose special fiber is a marked cubic surface with an A_1 singularity, as in Fig. 2. Working locally near the intersection point of B_5 and B_6 , we can write $B_5 = V(x, y)$, $B_6 = V(x, y - t)$ in $\mathbb{A}_{x,y}^2 \times \mathbb{A}_t^1$. Then a direct computation shows that the A_1 singularity of the special fiber of $\mathcal{S} \rightarrow T$ is also an A_1 singularity of the ambient family \mathcal{S} . Then another local computation shows that blowing up this point in \mathcal{S} results in a family $\tilde{\mathcal{S}}$ of surfaces over T whose general fiber is a smooth marked cubic surface, but whose special fiber is a surface with two irreducible components—one isomorphic to the minimal resolution \tilde{S}_{A_1} of a cubic surface with an A_1 singularity, and the other isomorphic to $\mathbb{F}_0 \cong \mathbb{P}^1 \times \mathbb{P}^1$, glued along its diagonal to the exceptional fiber of \tilde{S}_{A_1} over the A_1 singularity. In other words, the central fiber of $\tilde{\mathcal{S}}$ is the weight $1/6 < c \leq 1/2$ stable marked surface (S, cB) of Fig. 3. When $c > 1/2$, this surface is no longer stable, because it is no longer slc along the 6 lines of multiplicity 2. We therefore blowup the reduced subscheme supported on these 6 lines, and attach to each of the 6 exceptional divisors a copy of \mathbb{F}_0 , obtaining the surface of Fig. 4 as desired.

We explain in some more detail the computation of the last step above. Write $X_1 \cong \tilde{S}_{A_1}$ and $X_2 \cong \mathbb{F}_0$ for the two components of the special fiber of $\tilde{\mathcal{S}} \rightarrow T$. Then since $X_1 \cup X_2$ is a fiber of $\tilde{\mathcal{S}} \rightarrow T$, it has trivial normal bundle, so have $(X_1 + X_2)|_{X_1} = 0$. On the other hand, since X_2 is attached to X_1 along the exceptional fiber e of $X_1 \cong \tilde{S}_{A_1} \rightarrow S_{A_1}$, we have $X_2|_{X_1} = e$. We conclude that $N_{X_1/\tilde{\mathcal{S}}} = \mathcal{O}(-e)$. Now, if ℓ is the support of a multiplicity 2 line in X_1 , then $N_{\ell/X_1} = \mathcal{O}(-1)$. The exact sequence

$$0 \rightarrow N_{\ell/X_1} \rightarrow N_{\ell/\tilde{\mathcal{S}}} \rightarrow N_{X_1/\tilde{\mathcal{S}}}|_{\ell} \rightarrow 0$$

splits, and we find that $N_{\ell/\tilde{\mathcal{S}}} \cong \mathcal{O}(-1) \oplus \mathcal{O}(-1)$. Thus the blowup of $\tilde{\mathcal{S}}$ along ℓ has exceptional divisor $\mathbb{P}(N_{\ell/\tilde{\mathcal{S}}}) \cong \mathbb{P}^1 \times \mathbb{P}^1$, as desired.

Example A.2. In this example we describe how to obtain the wall crossings for type a_2 surfaces as described in Proposition 6.9.

Begin with a trivial one-parameter family $\mathbb{P}^2 \times T \rightarrow T$ with six sections B_1, \dots, B_6 cutting out six points in general position on a general fiber, but such that B_5 and B_6 intersect at a point in the special fiber, and B_3 and B_4 intersect at another point in the special fiber. The same local computation as in Example A.1 shows that the blowup of $\mathbb{P}^2 \times T$ along the scheme-theoretic union of B_1, \dots, B_6 results in a family \mathcal{S} of surfaces over T whose general fiber is a smooth marked cubic surface, but whose special fiber is a marked cubic surface with two A_1 singularities, as in Fig. 5; furthermore, the two A_1 singularities of the special fiber are also A_1 singularities of the ambient family \mathcal{S} . Again a local computation as in Example A.1 shows that blowing up these two singular points results in a family $\tilde{\mathcal{S}} \rightarrow T$ with central fiber consisting of three irreducible components—one isomorphic to the minimal resolution \tilde{S}_{2A_1} of a cubic surface with two A_1 singularities, and two components isomorphic to \mathbb{F}_0 , each glued along its diagonal to one of the exceptional fibers of \tilde{S}_{2A_1} , giving the picture of Fig. 6.

Now the central fiber of $\tilde{\mathcal{S}} \rightarrow T$ is stable for weights $1/6 < c \leq 1/4$, but is no longer stable for $c > 1/4$, because it is no longer slc along the line of multiplicity 4, appearing on \tilde{S}_{2A_1} as the strict transform of the line connecting the two A_1 singularities of S_{2A_1} . A similar computation to the last paragraph of Example A.1 shows that $N_{\tilde{S}_{2A_1}/\tilde{\mathcal{S}}} = \mathcal{O}(-e_1 - e_2)$, where e_1, e_2 are the two exceptional fibers of $\tilde{S}_{2A_1} \rightarrow S_{2A_1}$, and if ℓ is the support of the line of multiplicity 4, then $N_{\ell/\tilde{S}_{2A_1}} = \mathcal{O}(-1)$, and the exact sequence

$$0 \rightarrow N_{\ell/\tilde{S}_{2A_1}} \rightarrow N_{\ell/\tilde{\mathcal{S}}} \rightarrow N_{\tilde{S}_{2A_1}/\tilde{\mathcal{S}}} \rightarrow 0$$

splits, showing that

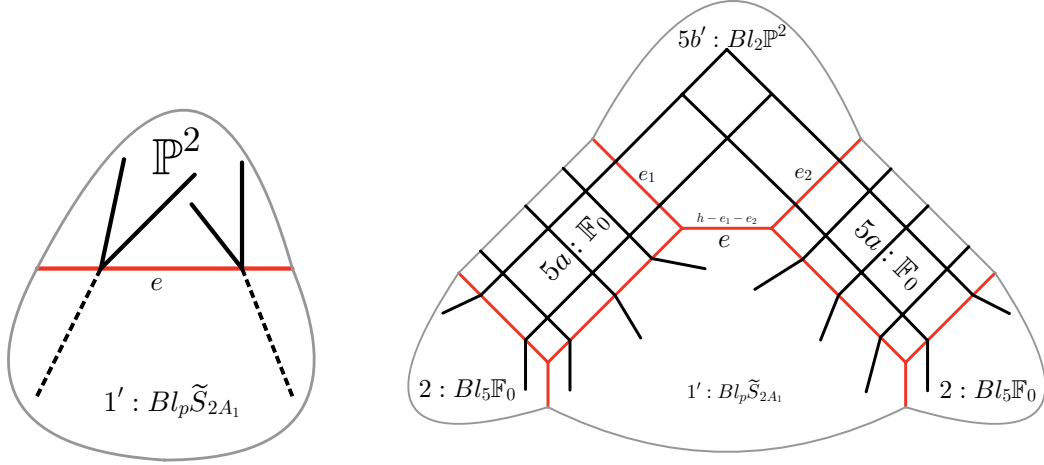
$$N_{\ell/\tilde{\mathcal{S}}} \cong \mathcal{O}(-1) \oplus \mathcal{O}(-2).$$

Thus the blowup of $\tilde{\mathcal{S}}$ along ℓ has exceptional divisor $\mathbb{P}(N_{\ell/\tilde{\mathcal{S}}}) \cong \mathbb{F}_1 \cong Bl_1\mathbb{P}^2$, and we obtain as the central fiber the surface of Fig. 7, stable for weights $1/4 < c \leq 1/2$.

As a final step, when $c > 1/2$, we must resolve the lines of multiplicity 2 in the special fiber, as done in Example A.1. This step is somewhat more involved, because some of the multiplicity 2 lines intersect, and over the intersection points we should obtain additional components (see Fig. 9). One way to perform this step is as follows. Let L and L' be two lines of multiplicity two meeting in a point in the central fiber. First blowup the intersection point. This is a smooth point in the family, and the exceptional divisor is a copy

of \mathbb{P}^2 , glued along a general line to the exceptional line in the central fiber. Now the lines L and L' split into four lines on \mathbb{P}^2 , with two of the lines intersecting the gluing locus at one point, and the other two lines intersecting the gluing locus at another point, as pictured in Fig. 45a.

Next we blowup the reduced support of the strict transforms of L and L' ; this is just the reduced support of the intersections of L and L' with the strict transform of the \tilde{S}_{2A_1} component. We obtain two copies of \mathbb{F}_0 over the supports of these two lines, and the strict transform of the \mathbb{P}^2 component is isomorphic to $Bl_2\mathbb{P}^2$, the blowup at the intersection points of L and L' with \mathbb{P}^2 , as pictured in Fig. 45b. This component is not stable—the intersection of its log canonical class to the strict transform of the line through the two blown up points is zero—and we contract the gluing line to a point, yielding the contraction $Bl_2\mathbb{P}^2 \rightarrow \mathbb{P}^1 \times \mathbb{P}^1$. This results in the desired picture of Fig. 9c.



(a) A local picture of the blowup of the intersection point of two lines of multiplicity 2 on \tilde{S}_{2A_1} . We attach a copy of \mathbb{P}^2 glued along a general line to the exceptional divisor of the blowup, and the two lines of multiplicity 2 are distributed on this \mathbb{P}^2 as shown.

(b) The blowup of the two lines of multiplicity 2 in Fig. 45a. We draw more details in this picture outside of the more zoomed in picture of Fig. 45a, in order to draw the connection to Fig. 9c. The \mathbb{P}^2 component in Fig. 45a becomes the component isomorphic to $Bl_2\mathbb{P}^2$, labeled $5b'$. Contracting the line connecting the two exceptional divisors on this component, we obtain the picture of Fig. 9c.

Figure 45. The steps to resolve two lines of multiplicity 2 intersecting in a point.

In [GKS21, Theorem 1.5], Gallardo, Kerr, and Schaffler describe all of the weighted stable marked cubic surfaces for the minimal weight $c = 1/9 + \epsilon$. Carrying out the analogous computations to the above examples for the remaining surfaces in this moduli space, one may give an alternative proof of Theorem 6.5 in a bottom-up fashion. In particular, this approach also partially recovers the result of [HKT09, Theorem 10.31], describing the moduli space of weight 1 stable marked cubic surfaces, while at the same time going a step further by explicitly constructing such surfaces via explicit wall crossings.

Remark A.3. For weights $0 < c < 1/9$, one may study the K -moduli space of K -semistable weighted marked cubic surfaces (S, cB) . In [Zha23] shows that there are no walls on the K -moduli side. The K -moduli space $\bar{Y}_{(0,1/9)}^6$ of weighted marked cubic surfaces is the natural marked cover of the usual GIT moduli space of cubic surfaces, cf. [OSS16]; said differently, it is obtained from the moduli space $\bar{Y}_{1/9+\epsilon}^6 \cong \bar{Y}(E_6)$ by contracting the 40 A_2^3 divisors $\cong (\mathbb{P}^1)^3$ to 40 singular points, each locally isomorphic to the cone point of the cone over the Segre embedding of $(\mathbb{P}^1)^3$ (see [Nar82], where Naruki explicitly constructs this contraction). These singular points parameterize the different markings of the unique cubic surface $\{w^3 = xyz\} \subset \mathbb{P}^3$ with three A_2 singularities. In principle it should be possible to run a log minimal model program as in the above examples to replace this cubic surface with the union of three planes, as parameterized by the A_2^3 divisors in $\bar{Y}_{1/9+\epsilon}^6$; however, carrying this out in detail seems to be challenging. It is also interesting to consider

the pairs for the log Calabi-Yau boundary $c = 1/9$ —steps towards studying moduli of log Calabi-Yau pairs have been taken in [ABB⁺23], and this intermediate moduli space should capture common degenerations of surfaces appearing on both the weight $0 < c < 1/9$ and the weight $1/9 < c \leq 1$ sides.

APPENDIX B. WEIGHTED STABLE MARKED DEL PEZZO SURFACES OF DEGREE 4

In this appendix we describe the wall crossings for moduli of weighted stable marked del Pezzo surfaces of degree 4. This is a much simpler version of the case of weighted stable marked cubic surfaces described in the main body of this article.

Recall from Section 2 and Theorem 2.4 that $Y(E_5)$ denotes the moduli space of marked del Pezzo surfaces of degree 4, and $\bar{Y}(E_5) \cong \bar{M}_{0,5}$ is the log canonical compactification of $Y(E_5)$. (Indeed, $Y(E_5)$ is isomorphic to the moduli space of 5 points in general position in \mathbb{P}^2 , which by Gale duality is isomorphic to the moduli space $M_{0,5}$ of 5 points in general position in \mathbb{P}^1 .) There are 10 boundary divisors on $\bar{Y}(E_5)$, identified with $D_2 = A_1 \times A_1$ root subsystems of E_5 ; each boundary divisor is isomorphic to $\bar{M}_{0,4} \cong \mathbb{P}^1$, and two boundary divisors intersect (in a point) if the corresponding D_2 subsystems of E_5 are orthogonal.

B.1. The morphism $\pi : \bar{Y}(E_6) \rightarrow \bar{Y}(E_5)$. The following theorem due to Hacking, Keel, and Tevelev [HKT09, Proposition 10.9] shows that the natural morphism $Y(E_6) \rightarrow Y(E_5)$ obtained by contracting a (-1) -curve extends to an explicitly described morphism of compactifications $\bar{Y}(E_6) \rightarrow \bar{Y}(E_5)$. This is the analogue for degree 4 del Pezzo surfaces of Theorem 3.2, cf. Remark 3.1. In contrast to the case of cubic surfaces, the morphism $\pi : \bar{Y}(E_6) \rightarrow \bar{Y}(E_5)$ is already flat, and gives the universal family of (unweighted) stable marked del Pezzo surfaces of degree 4 [HKT09, Theorem 10.19].

Theorem B.1 ([HKT09, Proposition 10.9]). *The morphism $Y(E_6) \rightarrow Y(E_5)$ obtained by contracting a (-1) -curve on a del Pezzo surface of degree 3 extends to a morphism of compactifications $\pi : \bar{Y}(E_6) \rightarrow \bar{Y}(E_5)$, which is flat with reduced fibers. The restriction of π to each boundary divisor of $\bar{Y}(E_6)$ is described in Table 10, where each morphism $\pi_I : \bar{M}_{0,n} \rightarrow \bar{M}_{0,m}$ denotes the canonical fibration dropping points not labeled by I .*

Table 10. The morphism $\pi : \bar{Y}(E_6) \rightarrow \bar{Y}(E_5)$

$D(\Theta) \subset \bar{Y}(E_6)$	$\pi(D(\Theta)) \subset \bar{Y}(E_5)$	Condition	$\pi _{D(\Theta)}$
$D(A_1)$	$D(D_2)$	$A_1 \subset E_5$ $A_1 \times A_1^\perp = D_2 \times A_3 \subset E_5$	$\bar{M}_{0,6} \rightarrow \bar{M}_{0,4}$
$D(A_1)$	$\bar{Y}(E_5)$	$A_1 \not\subset E_5$	$\bar{M}_{0,6} \rightarrow \bar{Y}(E_5)$
$D(A_2^3)$	$D(D_2)$	$A_2^3 \cap E_5 = A_2 \times D_2$	$(\bar{M}_{0,4})^3 \rightarrow \bar{M}_{0,4}$

B.2. Fibers of $\pi : \bar{Y}(E_6) \rightarrow \bar{Y}(E_5)$. Let $B_\pi \subset \bar{Y}(E_6)$ be the sum of the horizontal A_1 divisors of $\pi : \bar{Y}(E_6) \rightarrow \bar{Y}(E_5)$, i.e., the A_1 divisors of $\bar{Y}(E_6)$ that surject onto $\bar{Y}(E_5)$ (cf. Notation 4.3). As mentioned above and shown in [HKT09, Theorem 10.19], the morphism $\pi : (\bar{Y}(E_6), B_\pi) \rightarrow \bar{Y}(E_5)$ gives the universal family of (unweighted) stable marked del Pezzo surfaces of degree 4. In the following theorem, we explicitly compute the fibers of this family. This is a much simpler version of Section 4. We remark that the fibers of $\pi : (\bar{Y}(E_6), B_\pi) \rightarrow \bar{Y}(E_5)$ were also previously computed by Hassett, Kresch, and Tschinkel, who describe them (without proof) in [HKT14, Section 7].

Theorem B.2. (1) *The fiber of $\bar{Y}(E_6) \rightarrow \bar{Y}(E_5)$ over a general point in the interior $Y(E_5)$ is a smooth marked del Pezzo surface (S, B) of degree 4.*

(2) *The fiber of $\bar{Y}(E_6) \rightarrow \bar{Y}(E_5)$ over a general point of a boundary divisor is a surface (S, B) with 6 irreducible components as pictured in Fig. 46.*

(a) *2 components isomorphic to $Bl_4\mathbb{F}_0$, the blowup of \mathbb{F}_0 along 4 points on its diagonal.*

(b) *4 components isomorphic to \mathbb{F}_0 .*

(3) *The fiber of $\bar{Y}(E_6) \rightarrow \bar{Y}(E_5)$ over a codimension 2 boundary stratum is a surface (S, B) with 12 irreducible components as pictured in Fig. 47.*

(a) *4 components isomorphic to $\bar{M}_{0,5} \cong Bl_4\mathbb{P}^2$, the blowup of \mathbb{P}^2 at 4 points in general position.*

(b) *8 components isomorphic to \mathbb{F}_0 .*

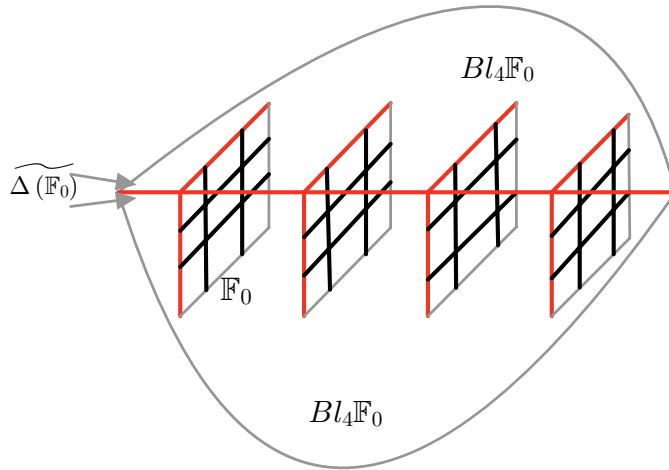
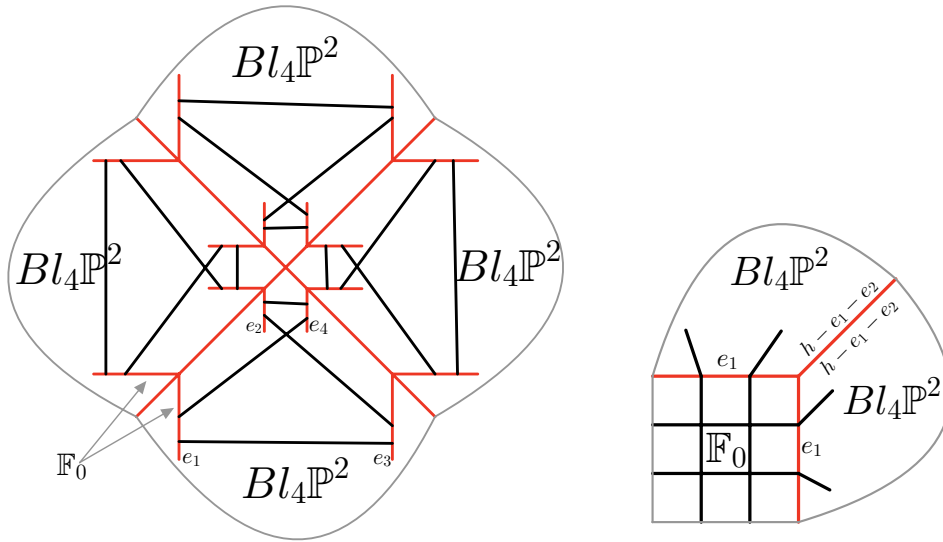


Figure 46. A weighted stable marked del Pezzo surface of degree 4 for weights $1/2 < c \leq 1$, parameterized by a general point of a boundary divisor of $\bar{Y}_{(1/4,1/2)}^5$. This surface has 8 irreducible components, 2 isomorphic to $Bl_4\mathbb{F}_0$ and 4 isomorphic to \mathbb{F}_0 (compare with Fig. 4). The lines on the \mathbb{F}_0 components split into the strict transforms of lines in the two rulings of \mathbb{F}_0 on each $Bl_4\mathbb{F}_0$ component.



(a) A surface parameterized by a codimension 2 boundary stratum of $\bar{Y}_{(1/4,1/2)}^5$.

(b) A closer view of an \mathbb{F}_0 component.

Figure 47. A weighted stable marked del Pezzo surface of degree 4 for weights $1/4 < c \leq 1/2$, parameterized by a codimension 2 boundary stratum of $\bar{Y}_{(1/4,1/2)}^5$. This surface has 12 irreducible components, 4 isomorphic to $Bl_4\mathbb{P}^2$ and 8 isomorphic to \mathbb{F}_0 .

Proof. Part (1) is immediate.

All boundary divisors are permuted equivariantly by $W(E_5)$, likewise for codimension 2 boundary strata, so for parts (2) and (3) it suffices to take a particular example.

Consider the boundary divisor $D = D(45, 123)$ of $\bar{Y}(E_5)$. The divisors of $\bar{Y}(E_6)$ mapping onto D are $D(45)$, $D(123)$, and $D(A_2^3)$ for the following four choices of A_2^3 .

$$\begin{aligned} & (123, 456, 7) \times (12, 13, 23) \times (45, 46, 56), \\ & (45, 146, 156) \times (16, 123, 236) \times (23, 245, 345) \\ & (45, 246, 256) \times (26, 123, 136) \times (13, 145, 345) \\ & (45, 346, 356) \times (36, 123, 126) \times (12, 145, 245). \end{aligned}$$

The restriction of π to a $D(A_1)$ divisor induces a forgetful map $\bar{M}_{0,6} \rightarrow \bar{M}_{0,4}$ by Table 10, whose general fiber is the blowup of \mathbb{F}_0 at 4 points on the diagonal by Lemma 4.6. The intersection of this with the other $D(A_1)$ fiber is the strict transform of the diagonal of \mathbb{F}_0 , and the intersections with the A_2^3 divisors are the 4 exceptional divisors. This describes the double locus on this component. The lines on this component are given by the intersections with the horizontal A_1 divisors. For instance, the $D(45)$ component intersects the horizontal A_1 divisors $D(16)$, $D(26)$, $D(36)$, $D(7)$ and $D(126)$, $D(136)$, $D(236)$, $D(456)$ in the strict transforms of 4 horizontal and 4 vertical rulings on \mathbb{F}_0 .

Similarly, the restriction of π to a $D(A_2^3)$ divisor induces a map $(\bar{M}_{0,4})^3 \rightarrow \bar{M}_{0,4}$ whose general fiber is $\mathbb{F}_0 \cong \bar{M}_{0,4} \times \bar{M}_{0,4}$. Any two A_2^3 divisors are disjoint, while each A_2^3 divisor meets the two A_1 divisors, in the two rulings on \mathbb{F}_0 . Furthermore, $D(A_2^3)$ for, e.g., the first A_2^3 above intersects the horizontal A_1 divisors $D(456)$, $D(7)$ and $D(46)$, $D(56)$ in 2 vertical and 2 horizontal rulings. The description of the $D(A_2^3)$ components follows, and we get the complete description of the fiber over a general point of $D(45, 123)$ by gluing the above descriptions.

Now consider the codimension 2 boundary stratum $z = D(45, 123) \cap D(12, 345) \subset \bar{Y}(E_5)$. There are 12 codimension 2 boundary strata of $\bar{Y}(E_6)$ which map onto z —4 of the form $D(A_1) \cap D(A_1)$, and 8 of the form $D(A_1) \cap D(A_2^3)$. The induced maps on these boundary strata are $\bar{M}_{0,5} \rightarrow z$ and $\bar{M}_{0,4} \times \bar{M}_{0,4} \rightarrow z$, respectively. A similar calculation to the above gives the description of the lines and double loci of these components. \square

B.3. Moduli of weighted stable marked del Pezzo surfaces of degree 4. For $1/4 < c \leq 1$, let \bar{Y}_c^5 denote the moduli space of weighted stable marked del Pezzo surfaces of degree 4, with constant weight c , as in Section 6 and Theorem 6.3. In this section we describe the wall crossings for \bar{Y}_c^5 as one varies c in the interval $(1/4, 1]$. As in Section 6, if $(t_{i-1}, t_i]$ is a chamber, we write $\bar{Y}_{(t_{i-1}, t_i]}^5 \cong \bar{Y}_c^5$ for any $c \in (t_{i-1}, t_i]$. The following is the analogue for degree 4 del Pezzo surfaces of Theorem 6.5.

Theorem B.3. *The weight domain $(\frac{1}{4}, 1]$ for the moduli space weighted stable marked del Pezzo surfaces of degree 4, (S, cB) , admits precisely one wall at $c = 1/2$, inducing an isomorphism of moduli spaces*

$$\bar{Y}_{(1/4, 1/2]}^5 \xleftarrow{\sim} \bar{Y}_{(1/2, 1]}^5 \cong \bar{Y}(E_5) \cong \bar{M}_{0,5}.$$

For weights $1/4 < c \leq 1/2$, the stable model of the surface parameterized by a general point of a boundary divisor of $\bar{Y}_{(1/2, 1]}^5$ as in Fig. 46 is a surface with two irreducible components, both isomorphic to \mathbb{F}_0 , glued along their diagonals, as pictured in Fig. 48. Likewise, the stable model for weights $1/4 < c \leq 1/2$ of the surface parameterized by a codimension two boundary stratum of $\bar{Y}_{(1/2, 1]}^5$ as in Fig. 47 is a surface with four irreducible components, each isomorphic to \mathbb{P}^2 , as pictured in Fig. 49.

Proof. As described previously, we know that $\pi : (\bar{Y}(E_6), B_\pi) \rightarrow \bar{Y}(E_5)$ is the universal family of weight 1 stable marked del Pezzo surfaces of degree 4. Since we described the fibers of this family in Theorem B.2, it is straightforward to now describe the wall crossings by calculating the stable models as one decreases the weight c from 1 towards $1/4$, as in Section 7.

Namely, let (S, B) be the fiber of π over a general point of a boundary divisor of $\bar{Y}(E_5)$. Then (S, B) is a reducible surface with six components as pictured in Fig. 46. Fix $c \leq 1$. There are two types of irreducible components of (S, B) . The first type is isomorphic to the blowup $Bl_4\mathbb{F}_0$ of $\mathbb{F}_0 \cong \mathbb{P}^1 \times \mathbb{P}^1$ at 4 points on its diagonal. Using Equation (1), we compute that the restriction of $K_S + cB$ to this component is

$$(-1 + 4c)(h_1 + h_2) + (1 - 2c)(e_1 + e_2 + e_3 + e_4),$$

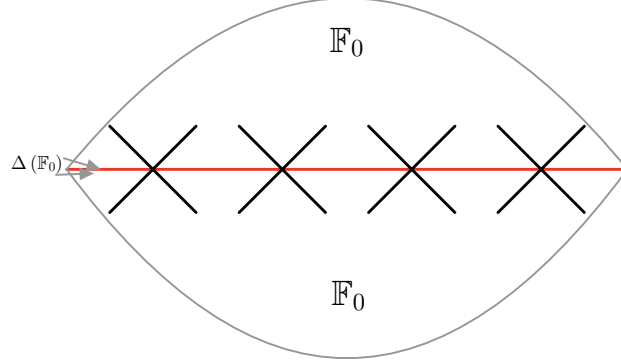


Figure 48. The stable model for weights $1/4 < c \leq 1/2$ of the surface of Fig. 46. This is obtained from the latter surface by contracting the 6 components isomorphic to \mathbb{F}_0 . We obtain 2 irreducible components, each isomorphic to \mathbb{F}_0 , glued to each other along their diagonals. There are 8 lines on each component, 4 in each ruling.

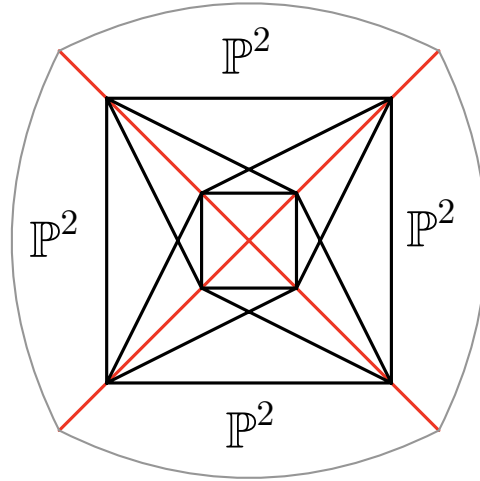


Figure 49. The stable model for weights $1/4 < c \leq 1/2$ of the surface of Fig. 47. This is obtained from the latter surface by contracting the 8 components isomorphic to \mathbb{F}_0 . We obtain 4 irreducible components, each isomorphic to \mathbb{P}^2 , and each glued to two other components along a general line in each component. All four components intersect in a point, the intersection point of the two gluing lines on a given component.

where h_1, h_2 are the pullbacks of the classes of the two rulings, and e_1, \dots, e_4 are the classes of the four exceptional divisors. The second type of irreducible component of (S, B) is isomorphic to \mathbb{F}_0 , and again using Equation (1), we compute that the restriction of $K_S + cB$ to this component is

$$(-1 + 2c)h_1 + (-1 + 2c)h_2.$$

We find that (S, cB) is stable for $1/2 < c \leq 1$, but when $c = 1/2$ we contract the four components isomorphic to \mathbb{F}_0 to a point each, and correspondingly contract the four exceptional divisors on each of the two $Bl_4\mathbb{F}_0$ components. We obtain a reducible surface (S', cB') with two irreducible components, each isomorphic to \mathbb{F}_0 , glued to each other along their diagonals, as pictured in Fig. 48. We directly see that the resulting surface (S', cB') is slc for all $1/4 < c \leq 1/2$, and the restriction of $K_{S'} + cB'$ to an irreducible component is

$$(-1 + 4c)h_1 + (-1 + 4c)h_2,$$

where h_1, h_2 are the classes of the two rulings on $\mathbb{F}_0 \cong \mathbb{P}^1 \times \mathbb{P}^1$. Thus (S', cB') is stable for all $1/4 < c \leq 1/2$.

Now let (S, B) be a fiber of π over a codimension two boundary stratum of $\bar{Y}(E_5)$. Then (S, B) is a reducible surface with 12 components as pictured in Fig. 47. Fix $c \leq 1$. There are two types of irreducible components of (S, B) . The first type is isomorphic to $Bl_4\mathbb{P}^2$, the blowup of \mathbb{P}^2 at four points in general position, and using Equation (1) we compute that the restriction of $K_S + cB$ to this component is

$$(-1 + 4c)h + (1 - 2c)(e_1 + e_2 + e_3 + e_4),$$

where h is the pullback of the class of a line, and e_1, \dots, e_4 are the classes of the four exceptional divisors. The second type of irreducible component of (S, B) is isomorphic to \mathbb{F}_0 , and exactly as above we compute that the restriction of $K_S + cB$ to this component is

$$(-1 + 2c)h_1 + (-1 + 2c)h_2.$$

Thus we find that (S, cB) is stable for $1/2 < c \leq 1$, and when $c = 1/2$ we contract the eight irreducible components isomorphic to \mathbb{F}_0 to a point each, and correspondingly contract the four exceptional divisors on each of the four copies of $Bl_4\mathbb{P}^2$. We obtain a reducible surface (S', cB') with four irreducible components, each isomorphic to \mathbb{P}^2 , glued to each other along general lines as pictured in Fig. 49. We directly see that the resulting surface (S', cB') is slc for all $1/4 < c \leq 1/2$, and the restriction of $K_{S'} + cB'$ to an irreducible component is

$$(-1 + 4c)h,$$

hence (S', cB') is stable for all $1/4 < c \leq 1/2$. \square

Remark B.4. As in Appendix A, one could also prove Theorem B.3 using a bottom up approach. In contrast to the case of cubic surfaces, it is less clear where the minimal weight surfaces come from for degree 4 del Pezzo surfaces. This can be answered by comparing with the surfaces on the K-moduli side, i.e., with weights $(0, 1/4)$, as in Remark A.3. Namely, the K-moduli space of degree 4 weighted marked del Pezzo surfaces is isomorphic to the marked $W(E_5)$ cover of the GIT moduli space of degree 4 del Pezzo surfaces [OSS16, Zha23]. The surface of Fig. 48 arises from a del Pezzo surfaces of degree 4 with two A_1 singularities by resolving (in a one-parameter family) the two singularities, attaching to each exceptional line a copy of \mathbb{F}_0 glued along its diagonal (by the same arguments as in Examples A.1 and A.2), and then contracting the central component isomorphic to the minimal resolution of a del Pezzo surface of degree 4 with two A_1 singularities.

APPENDIX C. ROOT COMBINATORICS OF THE UNIVERSAL FAMILY $\tilde{Y}(E_7) \rightarrow \tilde{Y}(E_6)$

In this appendix we summarize the combinatorics of root subsystems of E_6 and E_7 yielding the fibers of the universal family $\tilde{Y}(E_7) \rightarrow \tilde{Y}(E_6)$ of weight $1/2 < c \leq 2/3$ stable marked cubic surfaces. We choose a $W(E_6)$ -representative Z of each boundary stratum of $\tilde{Y}(E_6)$, and describe in terms of root subsystems of E_7 all of the boundary strata of $\tilde{Y}(E_7)$ mapping onto Z . These correspond the irreducible components of the corresponding stable surfaces described in Section 6, as explained in Section 4. The pictures of weight $1/2 < c \leq 2/3$ stable marked cubic surfaces given in Section 6 are constructed from the tables of the present section using the methodology of Section 4, cf. Examples 4.13 to 4.16.

The reader is advised to view this appendix at their own peril.

Table 11. Non-flat A_3^2 s which appear in our chosen representatives of boundary strata.

Label	Roots
$A_3^2(7, 56)$	$(5, 6, 7, 56, 57, 67) \times (12, 13, 14, 23, 24, 34)$
$A_3^2(7, 34)$	$(3, 4, 7, 34, 37, 47) \times (12, 15, 16, 25, 26, 56)$
$A_3^2(7, 12)$	$(1, 2, 7, 12, 17, 27) \times (34, 35, 36, 45, 46, 56)$
$A_3^2(56, 34)$	$(34, 56, 357, 367, 457, 467) \times (7, 12, 156, 256, 134, 234)$
$A_3^2(56, 12)$	$(12, 56, 157, 167, 257, 267) \times (7, 34, 356, 456, 125, 126)$
$A_3^2(34, 12)$	$(12, 34, 137, 147, 237, 247) \times (7, 56, 125, 126, 345, 346)$

Table 12. Flat A_3^2 s yielding components of the type b surface of Table 29, and its degenerations.

Label	Roots
W_1	$(1, 7, 17, 123, 456, 237) \times (45, 46, 56, 147, 157, 167)$
W_2	$(2, 7, 27, 123, 456, 137) \times (45, 46, 56, 247, 257, 267)$
W_3	$(3, 7, 37, 123, 456, 127) \times (45, 46, 56, 347, 357, 367)$
W_4	$(4, 7, 47, 123, 456, 567) \times (12, 13, 23, 147, 247, 347)$
W_5	$(5, 7, 57, 123, 456, 467) \times (12, 13, 23, 157, 257, 357)$
W_6	$(6, 7, 67, 123, 456, 457) \times (12, 13, 23, 167, 267, 367)$
W_7	$(12, 13, 23, 1, 2, 3) \times (45, 46, 47, 56, 57, 67)$
W_8	$(45, 46, 56, 4, 5, 6) \times (12, 13, 17, 23, 27, 37)$
W_9	$(12, 13, 23, 127, 137, 237) \times (45, 46, 56, 457, 467, 567)$

Table 13. A_7 s which appear in our chosen representatives of boundary strata.

Label	Roots
X_0	12, 13, 14, 15, 16, 17, 23, 24, 25, 26, 27, 34, 35, 36, 37, 45, 46, 47, 56, 57, 67, 1, 2, 3, 4, 5, 6, 7
X_{567}	56, 7, 12, 13, 14, 23, 24, 34, 123, 124, 134, 234, 156, 256, 356, 456, 157, 257, 357, 457, 167, 267, 367, 467, 5, 6, 57, 67
X_{347}	34, 7, 12, 15, 16, 25, 26, 56, 125, 126, 156, 256, 134, 234, 345, 346, 137, 237, 357, 367, 147, 247, 457, 467, 3, 4, 37, 47
X_{127}	12, 7, 34, 35, 36, 45, 46, 56, 345, 346, 356, 456, 123, 124, 125, 126, 137, 147, 157, 167, 237, 247, 257, 267, 1, 2, 17, 27

Table 14. The type a surface parameterized by a general point of the boundary divisor $D(7) \subset \tilde{Y}(E_6)$. The surface has a total of 8 irreducible components (see Fig. 4).

Label	Surface	Count	Root Systems
1	\tilde{S}_{A_1}	1	A_1
			(7)
2	$Bl_6\mathbb{F}_0$	1	A_7
			X_0
3	\mathbb{F}_0	6	A_2
			$(i, 7, i7), i = 1, \dots, 6$

Table 15. The type a_2 surface parameterized by a general point of the boundary divisor $D(7 \perp 56) \subset \tilde{Y}(E_6)$. The surface has a total of 20 irreducible components (see Fig. 9).

Label	Surface	Count	Root Systems
1	\tilde{S}_{2A_1}	1	$A_1 \perp A_1$ $(7) \perp (56)$
2	$Bl_5\mathbb{F}_0$	2	$A_1 \subset A_7$ $(7) \subset X_{567}$ $(56) \subset X_0$
3	$Bl_5\mathbb{P}^2$	1	A_3^2 $A_3^2(7, 56)$
4	\mathbb{F}_0	4	$A_2 \subset A_7$ $(5, 7, 57) \subset X_{567}$ $(6, 7, 67) \subset X_{567}$ $(5, 6, 56) \subset X_0$ $(56, 57, 67) \subset X_0$
5a	\mathbb{F}_0	8	$A_1 \perp A_2$ $(7) \perp (56, i57, i67), i = 1, \dots, 4$ $(56) \perp (i, 7, i7), i = 1, \dots, 4$
5b	\mathbb{F}_0	4	$A_2 \perp A_2$ $(i, 7, i7) \perp (56, i57, i67), i = 1, \dots, 4$

Table 16. Degenerations of the type 3 component of the a_2 surface of Table 15 into four irreducible components, yielding a type aa_2 surface parameterized by a general point of the codimension two boundary stratum $D(7) \cap D(7 \perp 56)$ (see Fig. 10). (The plus in the table separates the root systems coming from the type a combinatorics and the type a_2 combinatorics.) Outside of the degeneration of this type 3 component, the aa_2 surface is isomorphic to the a_2 surface, and the root combinatorics of these other irreducible components stay the same (see Example 4.16).

Surface	Count	Root Systems
$Bl_4\mathbb{P}^2$	1	$A_7 + A_3^2$ $X_0 + A_3^2(7, 56)$
\mathbb{F}_0	1	$A_1 + A_3^2$ $(7) + A_3^2(7, 56)$
\mathbb{F}_0	2	$A_2 + A_3^2$ $(i, 7, i7) + A_3^2(7, 56), i = 5, 6$

Table 17. The type a_3 surface parameterized by a general point of the boundary divisor $D(7 \perp 56 \perp 34) \subset \tilde{Y}(E_6)$. The surface has a total of 37 irreducible components (see Fig. 15).

Label	Surface	Count	Root Systems
1	\tilde{S}_{3A_1}	1	$A_1 \perp A_1 \perp A_1$ $(7) \perp (56) \perp (34)$
2	$Bl_4\mathbb{F}_0$	3	$(A_1 \perp A_1) \subset A_7$ $((7) \perp (56)) \subset X_{347}$ $((7) \perp (34)) \subset X_{567}$ $((56) \perp (34)) \subset X_0$
3	$Bl_5\mathbb{P}^2$	3	$A_1 \subset A_3^2$ $(7) \subset A_3^2(56, 34)$ $(56) \subset A_3^2(7, 34)$ $(34) \subset A_3^2(7, 56)$
4a	\mathbb{F}_0	12	$(A_1 \perp A_2) \subset A_7$ $((7) \perp (34, 3i7, 4i7)) \subset X_{567}, i = 5, 6$ $((34) \perp (i, 7, i7)) \subset X_{567}, i = 5, 6$ $((7) \perp (56, i57, i67)) \subset X_{347}, i = 3, 4$ $((56) \perp (i, 7, i7)) \subset X_{347}, i = 3, 4$ $((56) \perp (3, 4, 34)) \subset X_0$ $((56) \perp (34, 37, 47)) \subset X_0$ $((34) \perp (5, 6, 56)) \subset X_0$ $((34) \perp (56, 57, 67)) \subset X_0$
4b	\mathbb{F}_0	6	$(A_2 \perp A_2) \subset A_7$ $((i, 7, i7) \perp (34, 3i7, 4i7)) \subset X_{567}, i = 5, 6$ $((i, 7, i7) \perp (56, i57, i67)) \subset X_{347}, i = 3, 4$ $((5, 6, 56) \perp (34, 37, 47)) \subset X_0$ $((56, 57, 67) \perp (3, 4, 34)) \subset X_0$
5a	\mathbb{F}_0	6	$A_1 \perp A_1 \perp A_2$ $(7) \perp (56) \perp (34, i37, i47), i = 1, 2$ $(7) \perp (34) \perp (56, i57, i67), i = 1, 2$ $(56) \perp (34) \perp (i, 7, i7), i = 1, 2$
5b	\mathbb{F}_0	6	$A_1 \perp A_2 \perp A_2$ $(7) \perp (56, i57, i67) \perp (34, j37, j47), i, j = 1, 2$ or $2, 1$ $(56) \perp (i, 7, i7) \perp (34, i37, i47), i = 1, 2$ $(34) \perp (i, 7, i7) \perp (56, i57, i67), i = 1, 2$

Table 18. Degenerations of two out of three of the type 3 components of the a_3 surface of Table 17 into four irreducible components each, yielding a type aa_3 surface parameterized by a general point of the codimension two boundary stratum $D(7) \cap D(7 \perp 56 \perp 34)$ (see Fig. 16a).

Surface	Count	Root Systems
$Bl_4\mathbb{P}^2$	2	$A_7 + (A_1 \subset A_3^2)$
		$X_0 + ((34) \subset A_3^2(7, 56))$ $X_0 + ((56) \subset A_3^2(7, 34))$
\mathbb{F}_0	2	$A_1 + (A_1 \subset A_3^2)$
		$(7) + ((34) \subset A_3^2(7, 56))$ $(7) + ((56) \subset A_3^2(7, 34))$
\mathbb{F}_0	4	$A_2 + (A_1 \subset A_3^2)$
		$(i, 7, i7) + ((34) \subset A_3^2(7, 56)), i = 5, 6$ $(i, 7, i7) + ((56) \subset A_3^2(7, 34)), i = 3, 4$

Table 19. Degenerations of two out of three of the type 3 components of the a_3 surface of Table 17 into four irreducible components, yielding a type a_2a_3 surface parameterized by a general point of the codimension two boundary stratum $D(7 \perp 56) \cap D(7 \perp 56 \perp 34)$ (see Fig. 16b).

Surface	Count	Root Systems
$Bl_4\mathbb{P}^2$	2	$(A_1 \subset A_7) + (A_1 \subset A_3^2)$
		$((56) \subset X_0) + ((56) \subset A_3^2(7, 34))$ $((7) \subset X_{567}) + ((7) \subset A_3^2(56, 34))$
\mathbb{F}_0	2	$(A_1 \perp A_1) + (A_1 \subset A_3^2)$
		$((7) \perp (56)) + ((7) \subset A_3^2(56, 34))$ $((7) \perp (56)) + ((56) \subset A_3^2(7, 34))$
\mathbb{F}_0	4	$(A_1 \perp A_2) + (A_1 \subset A_3^2)$
		$((7) \perp (56, i57, i67)) + ((7) \subset A_3^2(56, 34)), i = 3, 4$ $((56) \perp (i, 7, i7)) + ((56) \subset A_3^2(7, 34)), i = 3, 4$

Table 20. Degenerations of the three type 3 components of the a_3 surface of Table 17 into four irreducible components each, yielding a type aa_2a_3 surface parameterized by a general point of the codimension three boundary stratum $D(7) \cap D(7 \perp 56) \cap D(7 \perp 56 \perp 34)$ (see Fig. 16c).

Surface	Count	Root Systems
$Bl_4\mathbb{P}^2$	2	$A_7 + (A_1 \subset A_7) + (A_1 \subset A_3^2)$
		$X_0 + ((56) \subset X_0) + ((56) \subset A_3^2(7, 34))$ $X_{567} + ((7) \subset X_{567}) + ((7) \subset A_3^2(56, 34))$
$Bl_4\mathbb{P}^2$	1	$A_7 + A_3^2 + (A_1 \subset A_3^2)$
		$X_0 + A_3^2(7, 56) + ((34) \subset A_3^2(7, 56))$
\mathbb{F}_0	2	$A_1 + (A_1 \perp A_1) + (A_1 \subset A_3^2)$
		$((7) \perp (56)) + ((7) \subset A_3^2(56, 34))$ $((7) \perp (56)) + ((56) \subset A_3^2(7, 34))$
\mathbb{F}_0	1	$A_1 + A_3^2 + (A_1 \subset A_3^2)$
		$(7) + A_3^2(7, 56) + ((34) \subset A_3^2(7, 56))$
\mathbb{F}_0	2	$A_1 + (A_1 \perp A_2) + (A_1 \subset A_3^2)$
		$(7) + ((7) \perp (56, i57, i67)) + ((7) \subset A_3^2(56, 34)), i = 3, 4$
\mathbb{F}_0	2	$A_2 + (A_1 \perp A_2) + (A_1 \subset A_3^2)$
		$(i, 7, i7) + ((56) \perp (i, 7, i7)) + ((56) \subset A_3^2(7, 34)), i = 3, 4$
\mathbb{F}_0	2	$A_2 + A_3^2 + (A_1 \subset A_3^2)$
		$(i, 7, i7) + A_3^2(7, 56) + ((34) \subset A_3^2(7, 56)), i = 5, 6$

Table 21. The type a_4 surface parameterized by a general point of the boundary divisor $D(7 \perp 56 \perp 34 \perp 12) \subset \tilde{Y}(E_6)$. The surface has a total of 59 irreducible components (see Fig. 21).

Label	Surface	Count	Root Systems
1	\tilde{S}_{4A_1}	1	$A_1 \perp A_1 \perp A_1 \perp A_1$ $(7) \perp (56) \perp (34) \perp (12)$
2	$Bl_3\mathbb{F}_0$	4	$(A_1 \perp A_1 \perp A_1) \subset A_7$ $((7) \perp (56) \perp (34)) \subset X_{127}$ $((7) \perp (56) \perp (12)) \subset X_{347}$ $((7) \perp (34) \perp (12)) \subset X_{567}$ $((56) \perp (34) \perp (12)) \subset X_0$
3	$Bl_5\mathbb{P}^2$	6	$(A_1 \perp A_1) \subset A_3^2$ $((7) \perp (56)) \subset A_3^2(34, 12)$ $((7) \perp (34)) \subset A_3^2(56, 12)$ $((7) \perp (12)) \subset A_3^2(56, 34)$ $((56) \perp (34)) \subset A_3^2(7, 12)$ $((56) \perp (12)) \subset A_3^2(7, 34)$ $((34) \perp (12)) \subset A_3^2(7, 56)$
4a	\mathbb{F}_0	24	$(A_1 \perp A_1 \perp A_2) \subset A_7$ $((7) \perp (56) \perp (34, i37, i47)) \subset X_{127}, i = 1, 2$ $((7) \perp (56) \perp (12, 1i7, 2i7)) \subset X_{347}, i = 3, 4$ $((7) \perp (34) \perp (56, i57, i67)) \subset X_{127}, i = 1, 2$ $((7) \perp (34) \perp (12, 1i7, 2i7)) \subset X_{567}, i = 5, 6$ $((7) \perp (12) \perp (56, i57, i67)) \subset X_{347}, i = 3, 4$ $((7) \perp (12) \perp (34, 3i7, 4i7)) \subset X_{567}, i = 5, 6$ $((56) \perp (34) \perp (i, 7, i7)) \subset X_{127}, i = 1, 2$ $((56) \perp (34) \perp (1, 2, 12)) \subset X_0$ $((56) \perp (34) \perp (12, 17, 27)) \subset X_0$ $((56) \perp (12) \perp (i, 7, i7)) \subset X_{347}, i = 3, 4$ $((56) \perp (12) \perp (3, 4, 34)) \subset X_0$ $((56) \perp (12) \perp (34, 37, 47)) \subset X_0$ $((34) \perp (12) \perp (i, 7, i7)) \subset X_{567}, i = 5, 6$ $((34) \perp (12) \perp (5, 6, 56)) \subset X_0$ $((34) \perp (12) \perp (56, 57, 67)) \subset X_0$
4b	\mathbb{F}_0	24	$(A_1 \perp A_2 \perp A_2) \subset A_7$ $((7) \perp (56, i57, i67) \perp (34, i37, i47)) \subset X_{127}, i = 1, 2$ $((7) \perp (56, i57, i67) \perp (12, 1i7, 2i7)) \subset X_{347}, i = 3, 4$ $((7) \perp (34, 3i7, 4i7) \perp (12, 1i7, 2i7)) \subset X_{567}, i = 5, 6$ $((56) \perp (i, 7, i7) \perp (34, i37, i47)) \subset X_{127}, i = 1, 2$ $((56) \perp (i, 7, i7) \perp (12, 1i7, 2i7)) \subset X_{347}, i = 3, 4$ $((56) \perp (3, 4, 34) \perp (12, 17, 27)) \subset X_0$ $((56) \perp (1, 2, 12) \perp (34, 37, 47)) \subset X_0$ $((34) \perp (i, 7, i7) \perp (56, i57, i67)) \subset X_{127}, i = 1, 2$ $((34) \perp (i, 7, i7) \perp (12, 1i7, 2i7)) \subset X_{567}, i = 5, 6$ $((34) \perp (5, 6, 56) \perp (12, 17, 27)) \subset X_0$ $((34) \perp (1, 2, 12) \perp (56, 57, 67)) \subset X_0$ $((12) \perp (i, 7, i7) \perp (56, i57, i67)) \subset X_{347}, i = 3, 4$ $((12) \perp (i, 7, i7) \perp (34, 3i7, 4i7)) \subset X_{567}, i = 5, 6$ $((12) \perp (5, 6, 56) \perp (34, 37, 47)) \subset X_0$ $((12) \perp (3, 4, 34) \perp (56, 57, 67)) \subset X_0$

Table 22. Degenerations of three out of six of the type 3 components of the a_4 surface of Table 21 into four irreducible components each, yielding a type aa_4 surface parameterized by a general point of the codimension two boundary stratum $D(7) \cap D(7 \perp 56 \perp 34 \perp 12)$ (see Fig. 22a).

Surface	Count	Root Systems
$Bl_4\mathbb{P}^2$	3	$A_7 + ((A_1 \perp A_1) \subset A_3^2)$
		$X_0 + (((34) \perp (12)) \subset A_3^2(7, 56))$
		$X_0 + (((56) \perp (12)) \subset A_3^2(7, 34))$
		$X_0 + (((56) \perp (34)) \subset A_3^2(7, 12))$
\mathbb{F}_0	3	$A_1 + ((A_1 \perp A_1) \subset A_3^2)$
		$(7) + (((34) \perp (12)) \subset A_3^2(7, 56))$
		$(7) + (((56) \perp (12)) \subset A_3^2(7, 34))$
		$(7) + (((56) \perp (34)) \subset A_3^2(7, 12))$
\mathbb{F}_0	6	$A_2 + ((A_1 \perp A_1) \subset A_3^2)$
		$(i, 7, i7) + (((34) \perp (12)) \subset A_3^2(7, 56)), i = 5, 6$
		$(i, 7, i7) + (((56) \perp (12)) \subset A_3^2(7, 34)), i = 3, 4$
		$(i, 7, i7) + (((56) \perp (34)) \subset A_3^2(7, 12)), i = 1, 2$

Table 23. Degenerations of four out of six of the type 3 components of the a_4 surface of Table 21 into four irreducible components each, yielding a type a_2a_4 surface parameterized by a general point of the codimension two boundary stratum $D(7 \perp 56) \cap D(7 \perp 56 \perp 34 \perp 12)$ (see Fig. 22b).

Surface	Count	Root Systems
$Bl_4\mathbb{P}^2$	4	$(A_1 \subset A_7) + ((A_1 \perp A_1) \subset A_3^2)$
		$((7) \subset X_{567}) + (((7) \perp (12)) \subset A_3^2(56, 34))$
		$((7) \subset X_{567}) + (((7) \perp (34)) \subset A_3^2(56, 12))$
		$((56) \subset X_0) + (((56) \perp (12)) \subset A_3^2(7, 34))$
		$((56) \subset X_0) + (((56) \perp (34)) \subset A_3^2(7, 12))$
\mathbb{F}_0	4	$(A_1 \perp A_1) + ((A_1 \perp A_1) \subset A_3^2)$
		$((7) \perp (56)) + (((7) \perp (12)) \subset A_3^2(56, 34))$
		$((7) \perp (56)) + (((7) \perp (34)) \subset A_3^2(56, 12))$
		$((7) \perp (56)) + (((56) \perp (12)) \subset A_3^2(7, 34))$
		$((7) \perp (56)) + (((56) \perp (34)) \subset A_3^2(7, 12))$
\mathbb{F}_0	8	$(A_1 \perp A_2) + ((A_1 \perp A_1) \subset A_3^2)$
		$((7) \perp (56, i57, i67)) + (((7) \perp (12)) \subset A_3^2(56, 34)), i = 3, 4$
		$((7) \perp (56, i57, i67)) + (((7) \perp (34)) \subset A_3^2(56, 12)), i = 1, 2$
		$((56) \perp (i, 7, i7)) + (((56) \perp (12)) \subset A_3^2(7, 34)), i = 3, 4$
		$((56) \perp (i, 7, i7)) + (((56) \perp (34)) \subset A_3^2(7, 12)), i = 1, 2$

Table 24. Degenerations of three out of six of the type 3 components of the a_4 surface of Table 21 into four irreducible components each, yielding a type a_3a_4 surface parameterized by a general point of the codimension two boundary stratum $D(7 \perp 56 \perp 34) \cap D(7 \perp 56 \perp 34 \perp 12)$ (see Fig. 22c).

Surface	Count	Root Systems
$Bl_4\mathbb{P}^2$	3	$((A_1 \perp A_1) \subset A_7) + ((A_1 \perp A_1) \subset A_3^2)$ $((56) \perp (34)) \subset X_0 + (((56) \perp (34)) \subset A_3^2(7, 12))$ $((7) \perp (34)) \subset X_{567} + (((7) \perp (34)) \subset A_3^2(56, 12))$ $((7) \perp (56)) \subset X_{347} + (((7) \perp (56)) \subset A_3^2(34, 12))$
\mathbb{F}_0	3	$(A_1 \perp A_1 \perp A_1) + ((A_1 \perp A_1) \subset A_3^2)$ $((7) \perp (56) \perp (34)) + (((56) \perp (34)) \subset A_3^2(7, 12))$ $((7) \perp (56) \perp (34)) + (((7) \perp (34)) \subset A_3^2(56, 12))$ $((7) \perp (56) \perp (34)) + (((7) \perp (56)) \subset A_3^2(34, 12))$
\mathbb{F}_0	6	$(A_1 \perp A_1 \perp A_2) + ((A_1 \perp A_1) \subset A_3^2)$ $(56) \perp (34) \perp (i, 7, i7) + (((56) \perp (34)) \subset A_3^2(7, 12)), i = 1, 2$ $((7) \perp (34) \perp (56, i57, i67)) + (((7) \perp (34)) \subset A_3^2(56, 12)), i = 1, 2$ $((7) \perp (56) \perp (56, i57, i67)) + (((7) \perp (56)) \subset A_3^2(34, 12)), i = 3, 4$

Table 25. Degenerations of five out of six of the type 3 components of the a_4 surface of Table 21 into four irreducible components each, yielding a type aa_2a_4 surface parameterized by a general point of the codimension three boundary stratum $D(7) \cap D(7 \perp 56) \cap D(7 \perp 56 \perp 34 \perp 12)$ (see Fig. 22b).

Surface	Count	Root Systems
$Bl_4\mathbb{P}^2$	2	$A_1 + (A_1 \subset A_7) + ((A_1 \perp A_1) \subset A_3^2)$ $(7) + ((7) \subset X_{567}) + (((7) \perp (12)) \subset A_3^2(56, 34))$ $(7) + ((7) \subset X_{567}) + (((7) \perp (34)) \subset A_3^2(56, 12))$
$Bl_4\mathbb{P}^2$	2	$A_7 + (A_1 \subset A_7) + ((A_1 \perp A_1) \subset A_3^2)$ $X_0 + ((56) \subset X_0) + (((56) \perp (12)) \subset A_3^2(7, 34))$ $X_0 + ((56) \subset X_0) + (((56) \perp (34)) \subset A_3^2(7, 12))$
$Bl_4\mathbb{P}^2$	1	$A_7 + A_3^2 + ((A_1 \perp A_1) \subset A_3^2)$ $X_0 + (A_3^2(7, 56)) + (((34) \perp (12)) \subset A_3^2(7, 56))$
\mathbb{F}_0	4	$A_1 + (A_1 \perp A_1) + ((A_1 \perp A_1) \subset A_3^2)$ $(7) + ((7) \perp (56)) + (((7) \perp (12)) \subset A_3^2(56, 34))$ $(7) + ((7) \perp (56)) + (((7) \perp (34)) \subset A_3^2(56, 12))$ $(7) + ((7) \perp (56)) + (((56) \perp (12)) \subset A_3^2(7, 34))$ $(7) + ((7) \perp (56)) + (((56) \perp (34)) \subset A_3^2(7, 12))$
\mathbb{F}_0	1	$A_1 + A_3^2 + ((A_1 \perp A_1) \subset A_3^2)$ $(7) + A_3^2(7, 56) + (((34) \perp (12)) \subset A_3^2(7, 56))$
\mathbb{F}_0	4	$A_1 + (A_1 \perp A_2) + ((A_1 \perp A_1) \subset A_3^2)$ $(7) + ((7) \perp (56, i57, i67)) + (((7) \perp (12)) \subset A_3^2(56, 34)), i = 3, 4$ $(7) + ((7) \perp (56, i57, i67)) + (((7) \perp (34)) \subset A_3^2(56, 12)), i = 1, 2$
\mathbb{F}_0	4	$A_2 + (A_1 \perp A_2) + ((A_1 \perp A_1) \subset A_3^2)$ $(i, 7, i7) + ((56) \perp (i, 7, i7)) + (((56) \perp (12)) \subset A_3^2(7, 34)), i = 3, 4$ $(i, 7, i7) + ((56) \perp (i, 7, i7)) + (((56) \perp (34)) \subset A_3^2(7, 12)), i = 1, 2$
\mathbb{F}_0	2	$A_2 + A_3^2 + ((A_1 \perp A_1) \subset A_3^2)$ $(i, 7, i7) + A_3^2(7, 56) + (((34) \perp (12)) \subset A_3^2(7, 56)), i = 5, 6$

Table 26. Degenerations of five out of six of the type 3 components of the a_4 surface of Table 21 into four irreducible components each, yielding a type aa_3a_4 surface parameterized by a general point of the codimension two boundary stratum $D(7) \cap D(7 \perp 56 \perp 34) \cap D(7 \perp 56 \perp 34 \perp 12)$ (see Fig. 22e).

Surface	Count	Root Systems
$Bl_4\mathbb{P}^2$	1	$A_7 + ((A_1 \perp A_1) \subset A_7) + ((A_1 \perp A_1) \subset A_3^2)$ $X_0 + (((56) \perp (34)) \subset X_0) + (((56) \perp (34)) \subset A_3^2(7, 12))$
$Bl_4\mathbb{P}^2$	2	$A_1 + ((A_1 \perp A_1) \subset A_7) + ((A_1 \perp A_1) \subset A_3^2)$ $(7) + (((7) \perp (34)) \subset X_{567}) + (((7) \perp (34)) \subset A_3^2(56, 12))$ $(7) + (((7) \perp (56)) \subset X_{347}) + (((7) \perp (56)) \subset A_3^2(34, 12))$
$Bl_4\mathbb{P}^2$	2	$A_7 + (A_1 \subset A_3^2) + ((A_1 \perp A_1) \subset A_3^2)$ $X_0 + ((56) \subset A_3^2(7, 34)) + (((56) \perp (12)) \subset A_3^2(7, 34))$ $X_0 + ((34) \subset A_3^2(7, 56)) + (((34) \perp (12)) \subset A_3^2(7, 56))$
\mathbb{F}_0	3	$A_1 + (A_1 \perp A_1 \perp A_1) + ((A_1 \perp A_1) \subset A_3^2)$ $(7) + ((7) \perp (56) \perp (34)) + (((56) \perp (34)) \subset A_3^2(7, 12))$ $(7) + ((7) \perp (56) \perp (34)) + (((7) \perp (34)) \subset A_3^2(56, 12))$ $(7) + ((7) \perp (56) \perp (34)) + (((7) \perp (56)) \subset A_3^2(34, 12))$
\mathbb{F}_0	2	$A_1 + (A_1 \subset A_3^2) + ((A_1 \perp A_1) \subset A_3^2)$ $(7) + ((56) \subset A_3^2(7, 34)) + (((56) \perp (12)) \subset A_3^2(7, 34))$ $(7) + ((34) \subset A_3^2(7, 56)) + (((34) \perp (12)) \subset A_3^2(7, 56))$
\mathbb{F}_0	4	$A_1 + (A_1 \perp A_1 \perp A_2) + ((A_1 \perp A_1) \subset A_3^2)$ $(7) + ((7) \perp (34) \perp (56, i57, i67)) + (((7) \perp (34)) \subset A_3^2(56, 12)), i = 1, 2$ $(7) + ((7) \perp (56) \perp (56, i57, i67)) + (((7) \perp (56)) \subset A_3^2(34, 12)), i = 3, 4$
\mathbb{F}_0	2	$A_2 + (A_1 \perp A_1 \perp A_2) + ((A_1 \perp A_1) \subset A_3^2)$ $(i, 7, i7) + (((56) \perp (34) \perp (i, 7, i7)) + (((56) \perp (34)) \subset A_3^2(7, 12)), i = 1, 2$
\mathbb{F}_0	4	$A_2 + (A_1 \subset A_3^2) + ((A_1 \perp A_1) \subset A_3^2)$ $(i, 7, i7) + ((56) \subset A_3^2(7, 34)) + (((56) \perp (12)) \subset A_3^2(7, 34)), i = 3, 4$ $(i, 7, i7) + ((34) \subset A_3^2(7, 56)) + (((34) \perp (12)) \subset A_3^2(7, 56)), i = 5, 6$

Table 27. Degenerations of five out of six of the type 3 components of the a_4 surface of Table 21 into four irreducible components each, yielding a type $a_2a_3a_4$ surface parameterized by a general point of the codimension three boundary stratum $D(7 \perp 56) \cap D(7 \perp 56 \perp 34) \cap D(7 \perp 56 \perp 34 \perp 12)$ (see Fig. 22f).

Surface	Count	Root Systems
$Bl_4\mathbb{P}^2$	2	$(A_1 \subset A_7) + ((A_1 \perp A_1) \subset A_7) + ((A_1 \perp A_1) \subset A_3^2)$ $((56) \subset X_0) + (((56) \perp (34)) \subset X_0) + (((56) \perp (34)) \subset A_3^2(7, 12))$ $((7) \subset X_{567}) + (((7) \perp (34)) \subset X_{567}) + (((7) \perp (34)) \subset A_3^2(56, 12))$
$Bl_4\mathbb{P}^2$	1	$(A_1 \perp A_1) + ((A_1 \perp A_1) \subset A_7) + ((A_1 \perp A_1) \subset A_3^2)$ $((7) \perp (56)) + (((7) \perp (56)) \subset X_{347}) + (((7) \perp (56)) \subset A_3^2(34, 12))$
$Bl_4\mathbb{P}^2$	2	$(A_1 \subset A_7) + (A_1 \subset A_3^2) + ((A_1 \perp A_1) \subset A_3^2)$ $((56) \subset X_0) + ((56) \subset A_3^2(7, 34)) + (((56) \perp (12)) \subset A_3^2(7, 34))$ $((7) \subset X_{567}) + ((7) \subset A_3^2(56, 34)) + (((7) \perp (12)) \subset A_3^2(56, 34))$
\mathbb{F}_0	3	$(A_1 \perp A_1) + (A_1 \perp A_1 \perp A_1) + ((A_1 \perp A_1) \subset A_3^2)$ $((7) \perp (56)) + ((7) \perp (56) \perp (34)) + (((56) \perp (34)) \subset A_3^2(7, 12))$ $((7) \perp (56)) + ((7) \perp (56) \perp (34)) + (((7) \perp (34)) \subset A_3^2(56, 12))$ $((7) \perp (56)) + ((7) \perp (56) \perp (34)) + (((7) \perp (56)) \subset A_3^2(34, 12))$
\mathbb{F}_0	2	$(A_1 \perp A_1) + (A_1 \subset A_3^2) + ((A_1 \perp A_1) \subset A_3^2)$ $((7) \perp (56)) + ((56) \subset A_3^2(7, 34)) + (((56) \perp (12)) \subset A_3^2(7, 34))$ $((7) \perp (56)) + ((7) \subset A_3^2(56, 34)) + (((7) \perp (12)) \subset A_3^2(56, 34))$
\mathbb{F}_0	4	$(A_1 \perp A_1) + (A_1 \perp A_1 \perp A_2) + ((A_1 \perp A_1) \subset A_3^2)$ $((7) + (56)) + ((7) \perp (34) \perp (56, i57, i67)) + (((7) \perp (34)) \subset A_3^2(56, 12)), i = 1, 2$ $((7) + (56)) + ((7) \perp (56) \perp (56, i57, i67)) + (((7) \perp (56)) \subset A_3^2(34, 12)), i = 3, 4$
\mathbb{F}_0	2	$(A_1 \perp A_2) + (A_1 \perp A_1 \perp A_2) + ((A_1 \perp A_1) \subset A_3^2)$ $((56) \perp (i, 7, i7)) + ((56) \perp (34) \perp (i, 7, i7)) + (((56) \perp (34)) \subset A_3^2(7, 12)), i = 1, 2$
\mathbb{F}_0	4	$(A_1 \perp A_2) + (A_1 \subset A_3^2) + ((A_1 \perp A_1) \subset A_3^2)$ $((56) \perp (i, 7, i7)) + ((56) \subset A_3^2(7, 34)) + (((56) \perp (12)) \subset A_3^2(7, 34)), i = 3, 4$ $((7) \perp (56, i57, i67)) + ((7) \subset A_3^2(56, 34)) + (((7) \perp (12)) \subset A_3^2(56, 34)), i = 3, 4$

Table 28. Degenerations of the six type 3 components of the a_4 surface of Table 21 into four irreducible components each, yielding a type $aa_2a_3a_4$ surface parameterized by the codimension four boundary stratum

$D(7) \cap D(7 \perp 56) \cap D(7 \perp 56 \perp 34) \cap D(7 \perp 56 \perp 34 \perp 12)$ (see Fig. 22g).

Surface	Count	Root Systems
$Bl_4\mathbb{P}^2$	1	$A_1 + (A_1 \subset A_7) + ((A_1 \perp A_1) \subset A_7) + ((A_1 \perp A_1) \subset A_3^2)$ $(7) + ((7) \subset X_{567}) + (((7) \perp (34)) \subset X_{567}) + (((7) \perp (34)) \subset A_3^2(56, 12))$
$Bl_4\mathbb{P}^2$	1	$A_7 + (A_1 \subset A_7) + ((A_1 \perp A_1) \subset A_7) + ((A_1 \perp A_1) \subset A_3^2)$ $X_0 + ((56) \subset X_0) + (((56) \perp (34)) \subset X_0) + (((56) \perp (34)) \subset A_3^2(7, 12))$
$Bl_4\mathbb{P}^2$	1	$A_1 + (A_1 \perp A_1) + ((A_1 \perp A_1) \subset A_7) + ((A_1 \perp A_1) \subset A_3^2)$ $(7) + ((7) \perp (56)) + (((7) \perp (56)) \subset X_{347}) + (((7) \perp (56)) \subset A_3^2(34, 12))$
$Bl_4\mathbb{P}^2$	1	$A_1 + (A_1 \subset A_7) + (A_1 \subset A_3^2) + ((A_1 \perp A_1) \subset A_3^2)$ $(7) + ((7) \subset X_{567}) + ((7) \subset A_3^2(56, 34)) + (((7) \perp (12)) \subset A_3^2(56, 34))$
$Bl_4\mathbb{P}^2$	1	$A_7 + (A_1 \subset A_7) + (A_1 \subset A_3^2) + ((A_1 \perp A_1) \subset A_3^2)$ $X_0 + ((56) \subset X_0) + ((56) \subset A_3^2(7, 34)) + (((56) \perp (12)) \subset A_3^2(7, 34))$
$Bl_4\mathbb{P}^2$	1	$A_7 + A_3^2 + (A_1 \subset A_3^2) + ((A_1 \perp A_1) \subset A_3^2)$ $X_0 + A_3^2(7, 56) + ((34) \subset A_3^2(7, 56)) + (((34) \perp (12)) \subset A_3^2(7, 56))$
\mathbb{F}_0	3	$A_1 + (A_1 \perp A_1) + (A_1 \perp A_1 \perp A_1) + ((A_1 \perp A_1) \subset A_3^2)$ $(7) + ((7) \perp (56)) + ((7) \perp (56) \perp (34)) + (((56) \perp (34)) \subset A_3^2(7, 12))$ $(7) + ((7) \perp (56)) + ((7) \perp (56) \perp (34)) + (((7) \perp (34)) \subset A_3^2(56, 12))$ $(7) + ((7) \perp (56)) + ((7) \perp (56) \perp (34)) + (((7) \perp (56)) \subset A_3^2(34, 12))$
\mathbb{F}_0	2	$A_1 + (A_1 \perp A_1) + (A_1 \subset A_3^2) + ((A_1 \perp A_1) \subset A_3^2)$ $(7) + ((7) \perp (56)) + ((56) \subset A_3^2(7, 34)) + (((56) \perp (12)) \subset A_3^2(7, 34))$ $(7) + ((7) \perp (56)) + ((7) \subset A_3^2(56, 34)) + (((7) \perp (12)) \subset A_3^2(56, 34))$
\mathbb{F}_0	1	$A_1 + A_3^2 + (A_1 \subset A_3^2) + ((A_1 \perp A_1) \subset A_3^2)$ $(7) + A_3^2(7, 56) + ((34) \subset A_3^2(7, 56)) + (((34) \perp (12)) \subset A_3^2(7, 56))$
\mathbb{F}_0	4	$A_1 + (A_1 \perp A_1) + (A_1 \perp A_1 \perp A_2) + ((A_1 \perp A_1) \subset A_3^2)$ $(7) + ((7) + (56)) + ((7) \perp (34) \perp (56, i57, i67)) + (((7) \perp (34)) \subset A_3^2(56, 12)), i = 1, 2$ $(7) + ((7) + (56)) + ((7) \perp (56) \perp (56, i57, i67)) + (((7) \perp (56)) \subset A_3^2(34, 12)), i = 3, 4$
\mathbb{F}_0	2	$A_2 + (A_1 \perp A_2) + (A_1 \perp A_1 \perp A_2) + ((A_1 \perp A_1) \subset A_3^2)$ $(i, 7, i7) + ((56) \perp (i, 7, i7)) + ((56) \perp (34) \perp (i, 7, i7)) + (((56) \perp (34)) \subset A_3^2(7, 12)), i = 1, 2$
\mathbb{F}_0	2	$A_1 + (A_1 \perp A_2) + (A_1 \subset A_3^2) + ((A_1 \perp A_1) \subset A_3^2)$ $(7) + ((7) \perp (56, i57, i67)) + ((7) \subset A_3^2(56, 34)) + (((7) \perp (12)) \subset A_3^2(56, 34)), i = 3, 4$
\mathbb{F}_0	2	$A_2 + (A_1 \perp A_2) + (A_1 \subset A_3^2) + ((A_1 \perp A_1) \subset A_3^2)$ $(i, 7, i7) + ((56) \perp (i, 7, i7)) + ((56) \subset A_3^2(7, 34)) + (((56) \perp (12)) \subset A_3^2(7, 34)), i = 3, 4$
\mathbb{F}_0	2	$A_2 + A_3^2 + (A_1 \subset A_3^2) + ((A_1 \perp A_1) \subset A_3^2)$ $(i, 7, i7) + A_3^2(7, 56) + ((34) \subset A_3^2(7, 56)) + (((34) \perp (12)) \subset A_3^2(7, 56)), i = 5, 6$

Table 29. The type b surface parameterized by a general point of the boundary divisor $D((123, 456, 7) \times (12, 13, 23) \times (45, 46, 56)) \subset \tilde{Y}(E_6)$. The surface has a total of 12 irreducible components (see Fig. 24).

Label	Surface	Count	Root Systems
1	$Bl_6\mathbb{P}^2$	3	A_2 (123, 456, 7) (12, 13, 23) (45, 46, 56)
2	\mathbb{F}_0	9	A_3^2 $W_1 = (1, 7, 17, 123, 456, 237) \times (45, 46, 56, 147, 157, 167)$ $W_2 = (2, 7, 27, 123, 456, 137) \times (45, 46, 56, 247, 257, 267)$ $W_3 = (3, 7, 37, 123, 456, 127) \times (45, 46, 56, 347, 357, 367)$ $W_4 = (4, 7, 47, 123, 456, 567) \times (12, 13, 23, 147, 247, 347)$ $W_5 = (5, 7, 57, 123, 456, 467) \times (12, 13, 23, 157, 257, 357)$ $W_6 = (6, 7, 67, 123, 456, 457) \times (12, 13, 23, 167, 267, 367)$ $W_7 = (12, 13, 23, 1, 2, 3) \times (45, 46, 47, 56, 57, 67)$ $W_8 = (45, 46, 56, 4, 5, 6) \times (12, 13, 17, 23, 27, 37)$ $W_9 = (12, 13, 23, 127, 137, 237) \times (45, 46, 56, 457, 467, 567)$

Table 30. The type ab surface parameterized by a general point of the codimension two $D(7) \cap D((123, 456, 7) \times (12, 13, 23) \times (45, 46, 56)) \subset \tilde{Y}(E_6)$. The surface has a total of 26 irreducible components (see Fig. 28).

Label	Surface	Count	Root Systems
1	$Bl_6\mathbb{P}^2$	1	$A_1 \subset A_2$ (7) \subset (123, 456, 7)
2	$Bl_5\mathbb{P}^2$	2	$A_1 \perp A_2$ (7) \perp (12, 13, 23) (7) \perp (45, 46, 56)
3a	$Bl_5\mathbb{P}^2$	2	$A_2 \subset A_7$ (12, 13, 23) $\subset X_0$ (45, 46, 56) $\subset X_0$
3b	\mathbb{F}_0	2	$A_3^2 \subset A_7$ $W_i \subset X_0, i = 7, 8$
4a	\mathbb{F}_0	6	$A_1 \subset A_3^2$ (7) $\subset W_i, i = 1, \dots, 6$
4b	\mathbb{F}_0	6	$A_2 \subset A_3^2$ ($i, 7, i7$) $\subset W_i, i = 1, \dots, 6$
5	\mathbb{F}_0	1	$A_1 \perp A_3^2$ (7) $\perp W_9$
6	\mathbb{F}_0	6	$A_2 \perp A_2$ ($i, 7, i7$) \perp (45, 46, 56), $i = 1, 2, 3$ ($i, 7, i7$) \perp (12, 13, 23), $i = 4, 5, 6$

Table 31. The type a_2b surface parameterized by a general point of the codimension two $D(7 \perp 56) \cap D((123, 456, 7) \times (12, 13, 23) \times (45, 46, 56)) \subset \check{Y}(E_6)$. The surface has a total of 45 irreducible components (see Fig. 35).

Label	Surface	Count	Root Systems
1	$Bl_5\mathbb{P}^2$	2	$A_1 \perp (A_1 \subset A_2)$ $(56) \perp ((7) \subset (123, 456, 7))$ $(7) \perp ((56) \subset (45, 46, 56))$
2	$Bl_4\mathbb{P}^2$	1	$A_1 \perp A_1 \perp A_2$ $(7) \perp (56) \perp (12, 13, 23)$
3a	$Bl_5\mathbb{P}^2$	2	$A_1 \subset A_2 \subset A_7$ $(56) \subset (45, 46, 56) \subset X_0$ $(7) \subset (123, 456, 7) \subset X_{567}$
3b	$Bl_4\mathbb{P}^2$	2	$(A_1 \perp A_2) \subset A_7$ $((56) \perp (12, 13, 23)) \subset X_0$ $((7) \perp (12, 13, 23)) \subset X_{567}$
3c	\mathbb{F}_0	4	$A_1 \subset A_3^2 \subset A_7$ $(56) \subset W_i \subset X_0, i = 7, 8$ $(7) \subset W_i \subset X_{567}, i = 5, 6$
3d	\mathbb{F}_0	4	$(A_2 \perp A_2) \subset A_7$ $((i, 7, i7) \perp (12, 13, 23)) \subset X_{567}, i = 5, 6$ $((5, 6, 56) \perp (12, 13, 23)) \subset X_0$ $((56, 57, 67) \perp (12, 13, 23)) \subset X_0$
3e	\mathbb{F}_0	4	$A_2 \subset A_3^2 \subset A_7$ $(i, 7, i7) \subset W_i \subset X_{567}, i = 5, 6$ $(5, 6, 56) \subset W_8 \subset X_0$ $(56, 57, 67) \subset W_7 \subset X_0$
4	$Bl_5\mathbb{P}^2$	1	$A_2 \subset A_3^2$ $(12, 13, 23) \subset A_3^2(7, 56)$
5a	\mathbb{F}_0	3	$(A_1 \perp A_1) \subset A_3^2$ $(7) \perp (56) \perp W_i, i = 1, 2, 3$
5b	\mathbb{F}_0	6	$(A_1 \perp A_2) \subset A_3^2$ $((7) \perp (56, i57, i67)) \subset W_i, i = 1, 2, 3$ $((56) \perp (i, 7i, i7)) \subset W_i, i = 1, 2, 3$
5c	\mathbb{F}_0	3	$(A_2 \perp A_2) \subset A_3^2$ $((i, 7, i7) \perp (56, i57, i67)) \subset W_i, i = 1, 2, 3$
6a	\mathbb{F}_0	2	$A_1 \perp (A_1 \subset A_3^2)$ $(56) \perp ((7) \subset W_4)$ $(7) \perp ((56) \subset W_9)$
6b	\mathbb{F}_0	2	$A_1 \perp (A_2 \subset A_3^2)$ $(7) \perp ((56, 457, 467) \subset W_9)$ $(56) \perp ((4, 7, 47) \subset W_4)$
7	\mathbb{F}_0	6	$A_2 \perp (A_1 \subset A_2)$ $(56, i57, i67) \perp ((7) \subset (123, 456, 7)), i = 1, 2, 3$ $(i, 7, i7) \perp ((56) \subset (45, 46, 56)), i = 1, 2, 3$
8a	\mathbb{F}_0	2	$A_1 \perp A_2 \perp A_2$ $(7) \perp (56, 457, 467) \perp (12, 13, 23)$ $(56) \perp (4, 7, 47) \perp (12, 13, 23)$
8b	\mathbb{F}_0	1	$A_2 \perp A_2 \perp A_2$ $(4, 7, 47) \perp (56, 457, 467) \perp (12, 13, 23)$

Table 32. Degenerations of the type 4 component of the a_2b surface of Table 31 into four irreducible components, yielding a type aa_2b surface parameterized by a general point of the codimension two boundary stratum

$D(7) \cap D(7 \perp 56) \cap D((123, 456, 7) \times (12, 13, 23) \times (45, 46, 56))$ (see Fig. 36).

Surface	Count	Root Systems
$Bl_4\mathbb{P}^2$	1	$A_7 + (A_2 \subset A_3^2)$
		$X_0 + ((12, 13, 23) \subset A_3^2(7, 56))$
\mathbb{F}_0	1	$A_1 + (A_2 \subset A_3^2)$
		$(7) + ((12, 13, 23) \subset A_3^2(7, 56))$
\mathbb{F}_0	2	$A_2 + (A_2 \subset A_3^2)$
		$(i, 7, i7) + ((12, 13, 23) \subset A_3^2(7, 56)), i = 5, 6$

Table 33. The type a_3b surface parameterized by a general point of the codimension two boundary stratum $D(7 \perp 56 \perp 12) \cap D((123, 456, 7) \times (12, 13, 23) \times (45, 46, 56)) \subset \tilde{Y}(E_6)$. The surface has a total of 69 irreducible components (see Fig. 43).

Label	Surface	Count	Root Systems
1	$Bl_4\mathbb{P}^2$	3	$A_1 \perp A_1 \perp (A_1 \subset A_2)$ $(56) \perp (12) \perp ((7) \subset (123, 456, 7))$ $(7) \perp (12) \perp ((56) \subset (45, 46, 56))$ $(7) \perp (56) \perp ((12) \subset (12, 13, 23))$
2a	$Bl_4\mathbb{P}^2$	6	$(A_1 \perp (A_1 \subset A_2)) \subset A_7$ $((12) \perp ((56) \subset (45, 46, 56))) \subset X_0$ $((56) \perp ((12) \subset (12, 13, 23))) \subset X_0$ $(12) \perp ((7) \subset (123, 456, 7)) \subset X_{567}$ $((7) \perp ((12) \subset (12, 13, 23))) \subset X_{567}$ $((56) \perp ((7) \subset (123, 456, 7))) \subset X_{127}$ $((7) \perp ((56) \subset (45, 46, 56))) \subset X_{127}$
2b	\mathbb{F}_0	6	$(A_1 \perp A_1) \subset A_3^2 \subset A_7$ $((56) \perp (12)) \subset W_i \subset X_0, i = 7, 8$ $((7) \perp (12)) \subset W_i \subset X_{567}, i = 5, 6$ $((7) \perp (56)) \subset W_i \subset X_{127}, i = 1, 2$
2c	\mathbb{F}_0	12	$(A_2 \perp (A_1 \subset A_2)) \subset A_7$ $((1, 2, 12) \perp ((56) \subset (45, 46, 56))) \subset X_0$ $((12, 17, 27) \perp ((56) \subset (45, 46, 56))) \subset X_0$ $((5, 6, 56) \perp ((12) \subset (12, 13, 23))) \subset X_0$ $((56, 57, 67) \perp ((12) \subset (12, 13, 23))) \subset X_0$ $((12, 1i7, 2i7) \perp ((7) \subset (123, 456, 7))) \subset X_{567}, i = 5, 6$ $((i, 7, i7) \perp ((12) \subset (12, 13, 23))) \subset X_{567}, i = 5, 6$ $((56, i57, i67) \perp ((7) \subset (123, 456, 7))) \subset X_{127}, i = 1, 2$ $((i, 7, i7) \perp ((56) \subset (45, 46, 56))) \subset X_{127}, i = 1, 2$
2d	\mathbb{F}_0	12	$(A_1 \perp A_2) \subset A_3^2 \subset A_7$ $((56) \perp (i, 7, i7)) \subset W_i \subset X_{127}, i = 1, 2$ $((7) \perp (56, i57, i67)) \subset W_i \subset X_{127}, i = 1, 2$ $((12) \perp (i, 7, i7)) \subset W_i \subset X_{567}, i = 5, 6$ $((7) \perp (12, 1i7, 2i7)) \subset W_i \subset X_{567}, i = 5, 6$ $((56) \perp (1, 2, 12)) \subset W_7 \subset X_0$ $((56) \perp (12, 17, 27)) \subset W_8 \subset X_0$ $((12) \perp (5, 6, 56)) \subset W_8 \subset X_0$ $((12) \perp (56, 57, 67)) \subset W_7 \subset X_0$
2e	\mathbb{F}_0	6	$(A_2 \perp A_2) \subset A_3^2 \subset A_7$ $((5, 6, 56) \perp (12, 17, 27)) \subset W_8 \subset X_0$ $((1, 2, 12) \perp (56, 57, 67)) \subset W_7 \subset X_0$ $((i, 7, i7) \perp (12, 1i7, 2i7)) \subset W_i \subset X_0, i = 5, 6$ $((i, 7, i7) \perp (56, i57, i67)) \subset W_i \subset X_0, i = 1, 2$

Table 33. A type a_3b surface (continued).

Label	Surface	Count	Root Systems
3	$Bl_5\mathbb{P}^2$	3	$A_1 \subset A_2 \subset A_3^2$ $(12) \subset (12, 13, 23) \subset A_3^2(7, 56)$ $(56) \subset (45, 46, 56) \subset A_3^2(7, 12)$ $(7) \subset (123, 456, 7) \subset A_3^2(56, 12)$
4a	\mathbb{F}_0	3	$A_1 \perp ((A_1 \perp A_1) \subset A_3^2)$ $(12) \perp (((7) \perp (56)) \subset W_3)$ $(56) \perp (((7) \perp (12)) \subset W_4)$ $(7) \perp (((56) \perp (12)) \subset W_9)$
4b	\mathbb{F}_0	6	$A_1 \perp ((A_1 \perp A_2) \subset A_3^2)$ $(7) \perp (((56) \perp (12, 137, 237)) \subset W_9)$ $(56) \perp (((7) \perp (12, 147, 247)) \subset W_4)$ $(7) \perp (((12) \perp (56, 357, 367)) \subset W_3)$ $(12) \perp (((7) \perp (56, 457, 467)) \subset W_9)$ $(56) \perp (((12) \perp (4, 7, 47)) \subset W_4)$ $(12) \perp (((56) \perp (3, 7, 37)) \subset W_3)$
4c	\mathbb{F}_0	3	$A_1 \perp ((A_2 \perp A_2) \subset A_3^2)$ $(7) \perp ((56, 457, 467) \perp (12, 137, 237)) \subset W_9$ $(56) \perp ((4, 7, 47) \perp (12, 147, 247)) \subset W_4$ $(12) \perp ((3, 7, 37) \perp (56, 357, 367)) \subset W_3$
5a	\mathbb{F}_0	6	$A_1 \perp A_2 \perp (A_1 \subset A_2)$ $(7) \perp (12, 137, 237) \perp ((56) \subset (45, 46, 56))$ $(56) \perp (12, 147, 247) \perp ((7) \subset (123, 456, 7))$ $(7) \perp (56, 457, 467) \perp ((12) \subset (12, 13, 23))$ $(12) \perp (56, 357, 367) \perp ((7) \subset (123, 456, 7))$ $(56) \perp (4, 7, 47) \perp ((12) \subset (12, 13, 23))$ $(12) \perp (3, 7, 37) \perp ((56) \subset (45, 46, 56))$
5b	\mathbb{F}_0	3	$A_2 \perp A_2 \perp (A_1 \subset A_2)$ $(12, 147, 247) \perp (56, 357, 367) \perp ((7) \subset (123, 456, 7))$ $(12, 137, 237) \perp (3, 7, 37) \perp ((56) \subset (45, 46, 56))$ $(56, 457, 467) \perp (4, 7, 47) \perp ((12) \subset (12, 13, 23))$

Table 34. Degenerations of two of the three type 4 components of the a_3b surface of Table 33 into four irreducible components each, yielding a type aa_3b surface parameterized by a general point of the codimension three boundary stratum $D(7) \cap D(7 \perp 56 \perp 12) \cap D((123, 456, 7) \times (12, 13, 23) \times (45, 46, 56))$ (see Fig. 44a).

Surface	Count	Root Systems
$Bl_4\mathbb{P}^2$	2	$A_7 + (A_1 \subset A_2 \subset A_3^2)$ $X_0 + ((12) \subset (12, 13, 23) \subset A_3^2(7, 56))$ $X_0 + ((56) \subset (45, 46, 56) \subset A_3^2(7, 12))$
\mathbb{F}_0	2	$A_1 + (A_1 \subset A_2 \subset A_3^2)$ $(7) + ((12) \subset (12, 13, 23) \subset A_3^2(7, 56))$ $(7) + ((56) \subset (45, 46, 56) \subset A_3^2(7, 12))$
\mathbb{F}_0	4	$A_2 + (A_1 \subset A_2 \subset A_3^2)$ $(i, 7, i7) + ((12) \subset (12, 13, 23) \subset A_3^2(7, 56)), i = 5, 6$ $(i, 7, i7) + ((56) \subset (45, 46, 56) \subset A_3^2(7, 12)), i = 1, 2$

Table 35. Degenerations of two of the three type 4 components of the a_3b surface of Table 33 into four irreducible components each, yielding a type a_2a_3b surface parameterized by a general point of the codimension two boundary stratum $D(7 \perp 56) \cap D(7 \perp 56 \perp 12) \cap D((123, 456, 7) \times (12, 13, 23) \times (45, 46, 56))$ (see Fig. 44b).

Surface	Count	Root Systems
$Bl_4\mathbb{P}^2$	2	$(A_1 \subset A_7) + (A_1 \subset A_2 \subset A_3^2)$ $((56) \subset X_0) + ((56) \subset (45, 46, 56) \subset A_3^2(7, 12))$ $((7) \subset X_{567}) + ((7) \subset (123, 456, 7) \subset A_3^2(56, 12))$
\mathbb{F}_0	2	$(A_1 \perp A_1) + (A_1 \subset A_2 \subset A_3^2)$ $((7) \perp (56)) + ((56) \subset (45, 46, 56) \subset A_3^2(7, 12))$ $((7) \perp (56)) + ((7) \subset (123, 456, 7) \subset A_3^2(56, 12))$
\mathbb{F}_0	4	$(A_1 \perp A_2) + (A_1 \subset A_2 \subset A_3^2)$ $((56) \perp (i, 7, i7)) + ((56) \subset (45, 46, 56) \subset A_3^2(7, 12)), i = 1, 2$ $((7) \perp (56, i57, i67)) + ((7) \subset (123, 456, 7) \subset A_3^2(56, 12)), i = 1, 2$

Table 36. Degenerations of the three type 4 components of the a_3b surface of Table 33 into four irreducible components each, yielding a type aa_2a_3b surface parameterized by a general point of the codimension two boundary stratum $D(7) \cap D(7 \perp 56) \cap D(7 \perp 56 \perp 12) \cap D((123, 456, 7) \times (12, 13, 23) \times (45, 46, 56))$ (see Fig. 44c).

Surface	Count	Root Systems
$Bl_4\mathbb{P}^2$	1	$A_1 + (A_1 \subset A_7) + (A_1 \subset A_2 \subset A_3^2)$ $(7) + ((7) \subset X_{567}) + ((7) \subset (123, 456, 7) \subset A_3^2(56, 12))$
$Bl_4\mathbb{P}^2$	1	$A_7 + (A_1 \subset A_7) + (A_1 \subset A_2 \subset A_3^2)$ $X_0 + ((56) \subset X_0) + ((56) \subset (45, 46, 56) \subset A_3^2(7, 12))$
$Bl_4\mathbb{P}^2$	1	$A_7 + A_3^2 + (A_1 \subset A_2 \subset A_3^2)$ $X_0 + A_3^2(7, 56) + ((12) \subset (12, 13, 23) \subset A_3^2(7, 56))$
\mathbb{F}_0	2	$A_1 + (A_1 \perp A_1) + (A_1 \subset A_2 \subset A_3^2)$ $(7) + ((7) \perp (56)) + ((56) \subset (45, 46, 56) \subset A_3^2(7, 12))$ $(7) + ((7) \perp (56)) + ((7) \subset (123, 456, 7) \subset A_3^2(56, 12))$
\mathbb{F}_0	1	$A_1 + A_3^2 + (A_1 \subset A_2 \subset A_3^2)$ $(7) + A_3^2(7, 56) + ((12) \subset (12, 13, 23) \subset A_3^2(7, 56))$
\mathbb{F}_0	2	$A_1 + (A_1 \perp A_2) + (A_1 \subset A_2 \subset A_3^2)$ $(7) + ((7) \perp (56, i57, i67)) + ((7) \subset (123, 456, 7) \subset A_3^2(56, 12)), i = 1, 2$
\mathbb{F}_0	2	$A_2 + (A_1 \perp A_2) + (A_1 \subset A_2 \subset A_3^2)$ $(i, 7, i7) + ((56) \perp (i, 7, i7)) + ((56) \subset (45, 46, 56) \subset A_3^2(7, 12)), i = 1, 2$
\mathbb{F}_0	2	$A_2 + A_3^2 + (A_1 \subset A_2 \subset A_3^2)$ $(i, 7, i7) + A_3^2(7, 56) + ((12) \subset (12, 13, 23) \subset A_3^2(7, 56)), i = 5, 6$

REFERENCES

- [AB22] Kenneth Ascher and Dori Bejleri, *Compact moduli of degree one del Pezzo surfaces*, *Mathematische Annalen* **384** (2022), no. 1-2, 1–31.
- [ABB+23] Kenneth Ascher, Dori Bejleri, Harold Blum, Kristin DeVleming, Giovanni Inchiostro, Yuchen Liu, and Xiaowei Wang, *Moduli of boundary polarized Calabi-Yau pairs*, no. arXiv:2307.06522, 2307.06522.
- [ABIP23] Kenneth Ascher, Dori Bejleri, Giovanni Inchiostro, and Zsolt Patakfalvi, *Wall crossing for moduli of stable log pairs*, no. arXiv:2108.07402, 2108.07402.
- [ACT02] Daniel Allcock, James A. Carlson, and Domingo Toledo, *The complex hyperbolic geometry of the moduli space of cubic surfaces*, *Journal of Algebraic Geometry* **11** (2002), no. 4, 659–724.
- [AK00] D. Abramovich and K. Karu, *Weak semistable reduction in characteristic 0*, *Inventiones mathematicae* **139** (2000), no. 2, 241–273.
- [Ale15] Valery Alexeev, *Moduli of Weighted Hyperplane Arrangements*, *Advanced Courses in Mathematics - CRM Barcelona*, Springer Basel, Basel, 2015.
- [AT20] Valery Alexeev and Alan Thompson, *ADE surfaces and their moduli*, *Journal of Algebraic Geometry* **30** (2020), no. 2, 331–405.
- [BK22] Anton Betten and Fatma Karaoglu, *The Eckardt point configuration of cubic surfaces revisited*, *Designs, Codes and Cryptography* **90** (2022), no. 9, 2159–2180.
- [Cay09] Arthur Cayley, *On the Triple Tangent Planes of Surfaces of the Third Order*, *The Collected Mathematical Papers*, Cambridge Library Collection - Mathematics, vol. 1, Cambridge University Press, Cambridge, 2009, pp. 445–456.
- [CC11] Filip Cools and Marc Coppens, *Singular Hypersurfaces Possessing Infinitely Many Star Points*, *Proceedings of the American Mathematical Society* **139** (2011), no. 10, 3413–3422.
- [CD19] Maria Angelica Cueto and Anand Deopurkar, *Anticanonical tropical cubic del Pezzos contain exactly 27 lines*, arXiv:1906.08196 [math] (2019), 1906.08196.
- [CGHL22] Sebastian Casalaina-Martin, Samuel Grushevsky, Klaus Hulek, and Radu Laza, *Non-isomorphic smooth compactifications of the moduli space of cubic surfaces*, no. arXiv:2207.03533, 2207.03533.
- [Cob68] Arthur B. Coble, *Algebraic geometry and theta functions*, repr ed., Colloquium Publications / American Mathematical Society, no. 10, American Mathemat. Soc, Providence, R. I, 1968.
- [CvL09] Elisabetta Colombo, Bert van Geemen, and Eduard Looijenga, *Del Pezzo Moduli via Root Systems*, *Algebra, Arithmetic, and Geometry (Yuri Tschinkel and Yuri Zarhin, eds.)*, Birkhäuser Boston, Boston, 2009, pp. 291–337.
- [DD19] I. Dolgachev and A. Duncan, *Automorphisms of cubic surfaces in positive characteristic*, *Izvestiya: Mathematics* **83** (2019), no. 3, 424–500.
- [DM69] P. Deligne and D. Mumford, *The irreducibility of the space of curves of given genus*, *Publications mathématiques de l’IHÉS* **36** (1969), no. 1, 75–109.
- [Dol] Igor V Dolgachev, *Classical Algebraic Geometry: A modern view*, 722.
- [DP80] Michel Demazure and Ecole Polytechnique (eds.), *Séminaire sur les Singularités des Surfaces: Palaiseau 1976-1977*, *Lecture Notes in Mathematics*, no. 777, Springer, Berlin, 1980.
- [Dv04] Elisa Dardanelli and Bert van Geemen, *Hessians and the moduli space of cubic surfaces*, no. arXiv:math/0409322, math/0409322.
- [Eck76] F. E. Eckardt, *Ueber diejenigen Flaechen dritten Grades, auf denen sich drei gerade Linien in einem Punkte schneiden*, *Mathematische Annalen* **10** (1876), no. 2, 227–272.
- [GKS21] Patricio Gallardo, Matt Kerr, and Luca Schaffler, *Geometric interpretation of toroidal compactifications of moduli of points in the line and cubic surfaces*, *Advances in Mathematics* **381** (2021), 2006.01314.
- [Has03] Brendan Hassett, *Moduli spaces of weighted pointed stable curves*, *Advances in Mathematics* **173** (2003), no. 2, 316–352.
- [HKT09] Paul Hacking, Sean Keel, and Jenia Tevelev, *Stable pair, tropical, and log canonical compact moduli of del Pezzo surfaces*, *Inventiones mathematicae* **178** (2009), no. 1, math/0702505.
- [HKT14] Brendan Hassett, Andrew Kresch, and Yuri Tschinkel, *On the moduli of degree 4 Del Pezzo surfaces*, *Mathematical Society of Japan—Seasonal Institute — Development of Moduli Theory (Research Institute of Mathematical Science, Kyoto University)*, 2014, pp. 349–386.
- [HL00] Gert Heckman and Eduard Looijenga, *The Moduli Space of Rational Elliptic Surfaces*, *Algebraic Geometry 2000*, Azumino (Hotaka, Japan), 2000, pp. 185–248.
- [HLY04] Yi Hu, Chien-Hao Liu, and Shing-Tung Yau, *Toric morphisms and fibrations of toric Calabi-Yau hypersurfaces*, no. arXiv:math/0010082, math/0010082.
- [Kap93] M. Kapranov, *Chow quotients of Grassmannians. I*, *ADVSOV (Sergei Gelfand and Simon Gindikin, eds.)*, vol. 16.2, American Mathematical Society, Providence, Rhode Island, August 1993, pp. 29–110.
- [Kol23] János Kollár, *Families of Varieties of General Type*, Cambridge University Press, April 2023.
- [Man86] Yuri I Manin, *Cubic forms: algebra, geometry, arithmetic*, 2nd. ed ed., North-Holland mathematical library, no. v. 4, North-Holland; Elsevier Science Pub. Co, Amsterdam ; New York : New York, NY, U.S.A, 1986.
- [MZ23] Fanjun Meng and Ziquan Zhuang, *MMP for locally stable families and wall crossing for moduli of stable pairs*, no. arXiv:2311.01319, 2311.01319.
- [Nar82] Isao Naruki, *Cross Ratio Variety as a Moduli Space of Cubic Surfaces*, *Proceedings of the London Mathematical Society* **s3-45** (1982), no. 1, 1–30.
- [NS80] Isao Naruki and Jiro Sekiguchi, *A modification of Cayley’s family of cubic surfaces and birational action of $W(E_6)$ over it*, *Proceedings of the Japan Academy, Series A, Mathematical Sciences* **56** (1980), no. 3.

- [OSS16] Yuji Odaka, Cristiano Spotti, and Song Sun, *Compact moduli spaces of Del Pezzo surfaces and Kähler–Einstein metrics*, *Journal of Differential Geometry* **102** (2016), no. 1.
- [RSS14] Qingchun Ren, Steven V. Sam, and Bernd Sturmfels, *Tropicalization of Classical Moduli Spaces*, *Mathematics in Computer Science* **8** (2014), no. 2, 119–145.
- [RSS16] Qingchun Ren, Kristin Shaw, and Bernd Sturmfels, *Tropicalization of del Pezzo surfaces*, *Advances in Mathematics* **300** (2016), 156–189.
- [Sch23] Nolan Schock, *Quasilinear tropical compactifications*, no. arXiv:2112.02062, 2112.02062.
- [Sch24] ———, *The $W(E_6)$ -invariant birational geometry of the moduli space of marked cubic surfaces*, *Mathematische Nachrichten* (2024), 1–28.
- [Sek94] J. Sekiguchi, *Cross ratio varieties for root systems*, no. 1, 123–168.
- [Sek00] Jiro Sekiguchi, *Cross ratio varieties for root systems II: The case of the root system of type E_7* , *Kyushu Journal of Mathematics* **54** (2000), 7–37.
- [Tu05] Nguyen Chanh Tu, *On semi-stable, singular cubic surfaces*.
- [Tu09] ———, *Configuration spaces of non-singular cubic surfaces with Eckardt points*, *Kyushu Journal of Mathematics* **63** (2009), no. 1, 83–101.
- [Zha23] Junyan Zhao, *Compactifications of moduli of del Pezzo surfaces via line arrangement and K -stability*, *Canadian Journal of Mathematics* (2023), 1–21.

Email address: nschoc2@uic.edu

DEPARTMENT OF MATHEMATICS, UNIVERSITY OF ILLINOIS AT CHICAGO, CHICAGO IL, 60607, USA