

Efficient vectors in priority setting methodology

Susana Furtado^{*†}

CEAFEL and Faculdade de Economia
Universidade do Porto
Rua Dr. Roberto Frias
4200-464 Porto, Portugal

Charles R. Johnson[‡]

Department of Mathematics
College of William and Mary
Williamsburg, VA 23187-8795.

April 23, 2024

Abstract

The Analytic Hierarchy Process (AHP) is a much discussed method in ranking business alternatives based on empirical and judgemental information. We focus here upon the key component of deducing efficient vectors for a reciprocal matrix of pair-wise comparisons. It is not known how to produce all efficient vectors. It has been shown that the entry-wise geometric mean of all columns is efficient for any reciprocal matrix. Here, by combining some new basic observations with some known theory, we 1) give a method for inductively generating

^{*}Email: sbf@fep.up.pt The work of this author was supported by FCT- Fundação para a Ciência e Tecnologia, under project UIDB/04721/2020.

[†]Corresponding author.

[‡]Email: crjohn@wm.edu. The work of this author was supported in part by National Science Foundation grant DMS-0751964.

large collections of efficient vectors, and 2) show that the entry-wise geometric mean of any collection of distinct columns of a reciprocal matrix is efficient. Based on numerical simulations, there seems to be no clear advantage over either the geometric mean of all columns or the right Perron eigenvector of a reciprocal matrix.

Keywords: Decision analysis, consistent matrix, efficient vector, geometric mean, reciprocal matrix.

MSC2020: 90B50, 91B06, 15A60, 05C20

1 Introduction

A method used in decision-making and frequently discussed in the literature is the Analytic Hierarchy Process (AHP), suggested by Saaty [31, 32]. Several works since then have developed and discussed many aspects of the method. See the surveys [11, 25, 34]. A key element of the method is the notion of *pair-wise comparison (PC) matrix*. An n -by- n positive matrix $A = [a_{ij}]$ is called a PC matrix if, for all $1 \leq i, j \leq n$,

$$a_{ji} = \frac{1}{a_{ij}}.$$

Each diagonal entry of a PC matrix is 1. We refer to the set of all such matrices as \mathcal{PC}_n . Often, we refer to these matrices as *reciprocal matrices*, as do other authors.

The i, j entry of a reciprocal matrix is viewed as a pair-wise ratio comparison between alternatives i and j , and the intent is to deduce an ordering of the alternatives from it. If the reciprocal matrix is *consistent (transitive)*: $a_{ij}a_{jk} = a_{ik}$, for all triples i, j, k , there is a unique natural cardinal ordering, given by the relative magnitudes of the entries in any column. However, in human judgements consistency is unlikely. Inconsistency can also be an inherent feature of objective datasets [8, 10, 14, 29, 30]. Then, there will be many vectors that might be deduced from a reciprocal matrix A . Let w be a positive n -vector and $w^{(-T)}$ the transpose of its component-wise inverse. We may try to approximate A by the consistent matrix $W = ww^{(-T)}$, i.e., we wish to choose w so that $W - A$ is small in some sense. We say that w is *efficient* for A if, for any other positive vector v and corresponding consistent matrix $V = vv^{(-T)}$, the entry-wise inequality $|V - A| \leq |W - A|$ implies

that v and w are proportional. (It follows from Lemma 5 that we give later that this definition is equivalent to that of other authors for the notion of efficiency [6, 9]). Clearly, a consistent approximation to a reciprocal matrix A should be based upon a vector efficient for A . If A is not itself consistent, the set $\mathcal{E}(A)$ of efficient vectors for A will include many vectors not proportional to each other. This set is, however, at least connected [6], but, in general, it is difficult to determine the entire set $\mathcal{E}(A)$. For simplicity, we projectively view proportional efficient vectors as the same, as they produce the same consistent matrix. Several methods to study when a vector is efficient were developed and algorithms to improve an inefficient vector have been provided (see [3, 6, 7, 9, 20, 22] and the references therein).

Despite some criticism [18, 19, 26, 33], one of the most used methods to approximate a reciprocal matrix A by a consistent matrix is the one proposed by Saaty [31, 32], in which the consistent matrix is based upon the right Perron eigenvector of A , a positive eigenvector associated with the spectral radius of A [24]. The efficiency of the Perron eigenvector for certain classes of reciprocal matrices has been shown [1, 2, 20], though examples of reciprocal matrices for which this vector is inefficient are also known [4, 6, 7]. Another method to approximate A by a consistent matrix is based upon the geometric mean of all columns of A , which is known to be an efficient vector for A [6]. Many other proposals for approximating A by a consistent matrix have been made in the literature (for comparisons of different methods see, for example, [4, 11, 17, 21, 23, 27]).

Before summarizing what we do here, we mention some more notation and terminology. The Hadamard (or entry-wise) product of two vectors (of the same size) or matrices (of the same dimension) is denoted by \circ . For example, if $A, B \in \mathcal{PC}_n$ then $A \circ B \in \mathcal{PC}_n$, and, similarly, the n -by- n consistent matrices are closed under the Hadamard product. We use superscripts in parentheses to denote an exponent applied to all entries of a vector or a matrix. For example

$$(u_1 \circ u_2 \circ \cdots \circ u_k)^{\left(\frac{1}{k}\right)}$$

is the (Hadamard) geometric mean of positive vectors u_1, \dots, u_k of the same size. This column geometric mean is what is called the row geometric mean for instance in [6].

For an n -by- n matrix $A = [a_{ij}]$, we partition A by columns as $A = [a_1, a_2, \dots, a_n]$. The principal submatrix determined by deleting (by retaining) the rows and columns indexed by a subset $K \subseteq \{1, \dots, n\}$ is denoted

by $A(K)$ ($A[K]$); we abbreviate $A(\{i\})$ as $A(i)$. Note that if A is reciprocal (consistent) then so is $A(i)$.

In Section 2 we give some (mostly known) background that we will use and make some related observations. In particular, we present the relationship between efficiency and strong connectivity of a certain digraph and state the efficiency of the Hadamard geometric mean of all the columns of a reciprocal matrix. In Section 3 we give some (mostly new) additional background that will also be helpful. In Section 4 we show explicitly how to extend efficient vectors for $A(i)$ to efficient vectors for the reciprocal matrix A . This leads to an algorithm initiated by any $A[\{i, j\}]$, $i \neq j$, to produce a subset of $\mathcal{E}(A)$. This subset may not be all of $\mathcal{E}(A)$ as truncation of an efficient vector for A may not give one for the corresponding principal submatrix. And we may get different subsets by starting with different i, j . In Section 5 we study the relationship between efficient vectors for a reciprocal matrix A and its columns. As mentioned, any column of a consistent matrix generates that consistent matrix and, so, is efficient for it. Similarly, any column of a reciprocal matrix is efficient for it (Lemma 10), as is the geometric mean of any subset of the columns (Theorem 12). In Section 6, we study numerically, using different measures, the performance of these efficient vectors in approximating A by a consistent matrix and compare them, from this point of view, with the Perron eigenvector (in cases in which it is efficient). It will be clear that the geometric mean of all columns can be significantly outperformed by the geometric mean of other collections of columns. We also show by example that $\mathcal{E}(A)$ is not closed under geometric mean (Section 5). Finally, in Section 7 we give some conclusions.

2 Technical Background

We start with some known results that are relevant for this work. First, it is important to know how $\mathcal{E}(A)$ changes when A is subjected to either a positive diagonal similarity or a permutation similarity, or both (a monomial similarity).

Lemma 1 [13, 22] *Suppose that $A \in \mathcal{PC}_n$ and $w \in \mathcal{E}(A)$. Then, if D is a positive diagonal matrix (P is a permutation matrix), then $DAD^{-1} \in \mathcal{PC}_n$ and $Dw \in \mathcal{E}(DAD^{-1})$ ($PAP^T \in \mathcal{PC}_n$ and $Pw \in \mathcal{E}(PAP^T)$).*

Next we define a directed graph (digraph) associated with a matrix $A \in$

\mathcal{PC}_n and a positive n -vector w , which is helpful in studying the efficiency of w for A . For $w = [w_1 \ \cdots \ w_n]^T$, we denote by $G(A, w)$ the directed graph (digraph) whose vertex set is $\{1, \dots, n\}$ and whose directed edge set is

$$\{i \rightarrow j : \frac{w_i}{w_j} \geq a_{ij}, i \neq j\}.$$

In [6] the authors proved that the efficiency of w can be determined from $G(A, w)$.

Theorem 2 [6] *Let $A \in \mathcal{PC}_n$. A positive n -vector w is efficient for A if and only if $G(A, w)$ is a strongly connected digraph, that is, for all pairs of vertices i, j , with $i \neq j$, there is a directed path from i to j in $G(A, w)$.*

Recall [24] that $G(A, w)$ is strongly connected if and only if $(I_n + L)^{n-1}$ is positive. Here I_n is the identity matrix of order n and $L = [l_{ij}]$ is the adjacency matrix of $G(A, w)$, that is, $l_{ij} = 1$ if $i \rightarrow j$ is an edge in $G(A, w)$, and $l_{ij} = 0$ otherwise.

In [6], it was shown that the geometric mean of all the columns of a reciprocal matrix A is an efficient vector for A . This result comes from the fact that the geometric mean minimizes the logarithmic least squares objective function (see also [12]).

Theorem 3 [6] *If $A \in \mathcal{PC}_n$, then*

$$(a_1 \circ a_2 \circ \cdots \circ a_n) \left(\frac{1}{n} \right) \in \mathcal{E}(A).$$

In [13], all the efficient vectors for a simple perturbed consistent matrix, that is, a reciprocal matrix obtained from a consistent one by perturbing one entry above the main diagonal and the corresponding reciprocal entry, were described. Let $Z_n(x)$, with $x > 0$, be the matrix in \mathcal{PC}_n with all entries equal to 1 except those in positions $1, n$ and $n, 1$, which are x and $\frac{1}{x}$, respectively. For any simple perturbed consistent matrix $A \in \mathcal{PC}_n$, there is a positive diagonal matrix D and a permutation matrix P such that

$$DPAP^{-1}D^{-1} = Z_n(x),$$

for some $x > 0$. Taking into account Lemma 1, an n -vector w is efficient for A if and only if DPw is efficient for $Z_n(x)$. For this reason, we focused on the description of the efficient vectors for $Z_n(x)$, as the efficient vectors for a general simple perturbed consistent matrix can be obtained from them using Lemma 1.

Theorem 4 [13] Let $n \geq 3$, $x > 0$ and $w = [w_1 \ \cdots \ w_{n-1} \ w_n]^T$ be a positive vector. Then w is efficient for $Z_n(x)$ if and only if

$$w_n \leq w_i \leq w_1 \leq w_n x, \text{ for } i = 2, \dots, n-1,$$

or

$$w_n \geq w_i \geq w_1 \geq w_n x, \text{ for } i = 2, \dots, n-1.$$

3 Additional facts on efficiency

From the following result we may conclude that the definition of efficient vector given in Section 1 is equivalent to the one in [6, 9].

Here and throughout, if $A \in \mathcal{PC}_n$ and w is a positive n -vector, we denote

$$D(A, w) := w w^{(-T)} - A.$$

By $|D(A, w)|$ we mean the entry-wise absolute value of $D(A, w)$.

Lemma 5 Let $A \in \mathcal{PC}_n$ and v, w be positive n -vectors. Then, $|D(A, w)| = |D(A, v)|$ if and only if v and w are proportional.

Proof. The "if" claim is trivial. Next we show the "only if" claim. Let $w = [w_1 \ \cdots \ w_n]^T$ and $v = [v_1 \ \cdots \ v_n]^T$. Let $i, j \in \{1, \dots, n\}$ with $i \neq j$. Suppose that

$$\left| a_{ij} - \frac{w_i}{w_j} \right| = \left| a_{ij} - \frac{v_i}{v_j} \right| \text{ and } \left| \frac{1}{a_{ij}} - \frac{w_j}{w_i} \right| = \left| \frac{1}{a_{ij}} - \frac{v_j}{v_i} \right|. \quad (1)$$

If

$$\left(a_{ij} - \frac{w_i}{w_j} \right) \left(a_{ij} - \frac{v_i}{v_j} \right) \geq 0,$$

then (1) implies $\frac{w_i}{w_j} = \frac{v_i}{v_j}$. If

$$\left(a_{ij} - \frac{w_i}{w_j} \right) \left(a_{ij} - \frac{v_i}{v_j} \right) < 0$$

then also

$$\left(\frac{1}{a_{ij}} - \frac{w_j}{w_i} \right) \left(\frac{1}{a_{ij}} - \frac{v_j}{v_i} \right) < 0,$$

implying, from (1),

$$a_{ij} = \frac{1}{2} \left(\frac{w_i}{w_j} + \frac{v_i}{v_j} \right) \text{ and } \frac{1}{a_{ij}} = \frac{1}{2} \left(\frac{w_j}{w_i} + \frac{v_j}{v_i} \right).$$

So

$$\begin{aligned} 4 &= \left(\frac{w_i}{w_j} + \frac{v_i}{v_j} \right) \left(\frac{w_j}{w_i} + \frac{v_j}{v_i} \right) \\ &\Leftrightarrow 2 = \frac{w_i v_j}{w_j v_i} + \frac{w_j v_i}{w_i v_j} \Leftrightarrow \frac{w_i}{w_j} = \frac{v_i}{v_j}. \end{aligned}$$

Condition $\frac{w_i}{w_j} = \frac{v_i}{v_j}$, for all $i, j \in \{1, \dots, n\}$, implies w and v proportional. ■

Note from the proof of Lemma 5 that (1) holds for a pair i, j if and only if $\frac{w_i}{w_j} = \frac{v_i}{v_j}$.

We close this section with a topological property of $\mathcal{E}(A)$.

Theorem 6 *For any $A \in \mathcal{PC}_n$, $\mathcal{E}(A)$ is a closed set.*

Proof. We verify this by showing that the inefficient vectors, in the complementary of $\mathcal{E}(A)$, form an open set, by appealing to Theorem 2. Suppose that $v \notin \mathcal{E}(A)$, then the graph $G(A, v)$ is not strongly connected. Let \tilde{v} be a sufficiently small perturbation of v (i.e. \tilde{v} lies in an open ball about v , whose radius is positive, but as small as we like). Then, if $i \rightarrow j$ is not an edge of $G(A, v)$, then it is not an edge of $G(A, \tilde{v})$. Then $G(A, \tilde{v})$ has no more edges (under inclusion) than $G(A, v)$. Since the latter was not strongly connected, the former also is not, so that $\tilde{v} \notin \mathcal{E}(A)$. ■

We also note that, if $w \in \mathcal{E}(A)$ and the matrix $D(A, w)$ has no 0 off-diagonal entries, then $\tilde{w} \in \mathcal{E}(A)$ for any sufficiently small perturbation \tilde{w} of w , and $w \in \mathcal{E}(\tilde{A})$ for any sufficiently small reciprocal perturbation \tilde{A} of A .

4 Inductive construction of efficient vectors

Suppose that $A \in \mathcal{PC}_n$ and that $w \in \mathcal{E}(A(n))$. Then $G(A(n), w)$ is strongly connected. May w be extended to an efficient vector for A , and, if so,

how? For a positive scalar x , the vector $w_x := \begin{bmatrix} w \\ x \end{bmatrix} \in \mathcal{E}(A)$ if and only if $G(A, w_x)$ is strongly connected. But, since the subgraph induced by vertices $1, 2, \dots, n-1$ of $G(A, w_x)$ is $G(A(n), w)$ and the latter is strongly connected, $G(A, w_x)$ is strongly connected if and only if there are edges from vertex n to vertices in $G(A(n), w)$ and also edges from the latter to n (see Proposition 3 in [13]). Since the vector of the first $n-1$ entries of the last column of $D(A, w_x)$ is $\frac{1}{x}w$ less the vector of the first $n-1$ entries of a_n (the last column of A), there are such edges if and only if this difference vector has a 0 entry or both positive and negative entries. This means that among $\frac{w_i}{x} - a_{in}$, $i = 1, \dots, n-1$, there are both nonnegative and nonpositive numbers. We restate this as

Theorem 7 *For $A \in \mathcal{PC}_n$ and $w \in \mathcal{E}(A(n))$, the vector*

$$\begin{bmatrix} w \\ x \end{bmatrix} \in \mathcal{E}(A)$$

if and only if the scalar x satisfies

$$x \in \left[\min_{1 \leq i \leq n-1} \frac{w_i}{a_{in}}, \max_{1 \leq i \leq n-1} \frac{w_i}{a_{in}} \right].$$

Of course, the above interval is nonempty. This leads to a natural algorithm to construct a large subset of $\mathcal{E}(A)$ for $A \in \mathcal{PC}_n$.

Choose the upper left 2×2 principal submatrix $A[\{1, 2\}]$ of A . It is consistent and, up to a factor of scale, has only one efficient vector $w[\{1, 2\}]$. Now extend this vector, in all possible ways, to an efficient vector for $A[\{1, 2, 3\}]$, according to Theorem 7. This gives the set $w[\{1, 2, 3\}] \subseteq \mathcal{E}(A[\{1, 2, 3\}])$. Now, continue extending each vector in $w[\{1, 2, 3\}]$ to an element of $\mathcal{E}(A[\{1, 2, 3, 4\}])$ in the same way, and so on. This terminates in a subset $w[\{1, 2, \dots, n\}] \subseteq \mathcal{E}(A)$.

We make two important observations. First, we may instead start with some other 2-by-2 principal submatrix $A[\{i, j\}]$, $i \neq j$, and proceed similarly, either by inserting the new entry of the next efficient vector in the appropriate position, or by placing $A[\{i, j\}]$ in the upper left 2-by-2 submatrix, via permutation similarity, and proceeding in exactly the same way. We note that starting in two different positions may produce different terminal sets (Example 8), and the union of all possible terminal sets is contained in $\mathcal{E}(A)$.

Second, $w[\{1, 2, \dots, n\}]$ may be a proper subset of $\mathcal{E}(A)$, as truncation of a vector (deletion of an entry) from an efficient vector for A may not give an efficient vector for the corresponding principal submatrix (see Example 8).

Example 8 *Let*

$$A = \begin{bmatrix} 1 & 1 & \frac{3}{2} \\ 1 & 1 & 1 \\ \frac{2}{3} & 1 & 1 \end{bmatrix}.$$

The efficient vectors for $A[\{1, 2\}]$ are proportional to

$$[1 \ 1]^T.$$

By Theorem 7, the vectors of the form

$$[1 \ 1 \ w_3]^T$$

with

$$\min \left\{ \frac{2}{3}, 1 \right\} \leq w_3 \leq \max \left\{ \frac{2}{3}, 1 \right\} \Leftrightarrow \frac{2}{3} \leq w_3 \leq 1$$

are efficient for A (and, of course, all positive vectors proportional to them).

The efficient vectors for $A[\{1, 3\}]$ are proportional to

$$\left[\frac{3}{2} \ 1 \right]^T.$$

By Theorem 7, the vectors of the form

$$\left[\frac{3}{2} \ w_2 \ 1 \right]^T$$

with

$$\min \left\{ \frac{3}{2}, 1 \right\} \leq w_2 \leq \max \left\{ \frac{3}{2}, 1 \right\} \Leftrightarrow 1 \leq w_2 \leq \frac{3}{2}$$

are efficient for A .

The efficient vectors for $A[\{2, 3\}]$ are proportional to

$$[1 \ 1]^T.$$

By Theorem 7, the vectors of the form

$$[w_1 \ 1 \ 1]^T,$$

with

$$\min \left\{ 1, \frac{3}{2} \right\} \leq w_1 \leq \max \left\{ 1, \frac{3}{2} \right\} \Leftrightarrow 1 \leq w_1 \leq \frac{3}{2},$$

are efficient for A .

Note that, by Theorem 4,

$$\mathcal{E}(A) = \left\{ [w_1 \ w_2 \ w_3]^T : w_3 \leq w_2 \leq w_1 \leq \frac{3}{2}w_3 \right\}.$$

For example, the vector $[\frac{4}{3} \ \frac{7}{6} \ 1]^T$ is efficient for A , though it does not belong to the set of vectors determined above, as no vector obtained from it by deleting one entry is efficient for the corresponding 2-by-2 principal submatrix.

There are cases in which we know all the efficient vectors for a larger submatrix and then we can start our building process with this submatrix. In fact, taking into account Theorem 4, all efficient vectors for a 3-by-3 reciprocal matrix are known, as such matrix is a simple perturbed consistent matrix. Thus, it is always possible to start the process from a 3-by-3 principal submatrix.

Example 9 Consider the matrix

$$A = \begin{bmatrix} 1 & 1 & 9 & 4 & \frac{1}{2} \\ 1 & 1 & 1 & 4 & 3 \\ \frac{1}{9} & 1 & 1 & 1 & \frac{1}{3} \\ \frac{1}{4} & \frac{1}{4} & 1 & 1 & 2 \\ 2 & \frac{1}{3} & 3 & \frac{1}{2} & 1 \end{bmatrix}. \quad (2)$$

By Theorem 4, the efficient vectors for $A[\{1, 2, 3\}]$ are the vectors of the form

$$[w_1 \ w_2 \ w_3]^T,$$

with $w_3 \leq w_2 \leq w_1 \leq 9w_3$. By Theorem 7, the vectors of the form

$$[w_1 \ w_2 \ w_3 \ w_4]^T,$$

with

$$\begin{aligned} \min \left\{ \frac{w_1}{4}, \frac{w_2}{4}, w_3 \right\} \leq w_4 \leq \max \left\{ \frac{w_1}{4}, \frac{w_2}{4}, w_3 \right\} \Leftrightarrow \\ \min \left\{ \frac{w_2}{4}, w_3 \right\} \leq w_4 \leq \max \left\{ \frac{w_1}{4}, w_3 \right\} \end{aligned}$$

are efficient for $A[\{1, 2, 3, 4\}]$. Again by Theorem 7, the vectors of the form

$$\begin{bmatrix} w_1 & w_2 & w_3 & w_4 & w_5 \end{bmatrix}^T$$

with

$$\begin{aligned} \min \left\{ 2w_1, \frac{w_2}{3}, 3w_3, \frac{w_4}{2} \right\} \leq w_5 \leq \max \left\{ 2w_1, \frac{w_2}{3}, 3w_3, \frac{w_4}{2} \right\} &\Leftrightarrow \\ \min \left\{ \frac{w_2}{3}, \frac{w_4}{2} \right\} \leq w_5 \leq \max \{ 2w_1, 3w_3 \}, & \end{aligned}$$

are efficient for A . For instance, the vectors

$$\begin{bmatrix} 3 & 2 & 1 & \frac{3}{4} & w_5 \end{bmatrix}^T$$

with $\frac{3}{8} \leq w_5 \leq 6$, are efficient for A . Moreover, these are the only efficient vectors with the given first four entries.

We observe that, if $A \in \mathcal{PC}_n$ is a (inconsistent) simple perturbed consistent matrix, then A has a principal 3-by-3 (inconsistent) simple perturbed consistent submatrix B . If we start the inductive construction of efficient vectors for A with the submatrix B , for which $\mathcal{E}(B)$ is known by Lemma 1 and Theorem 4, then we obtain $\mathcal{E}(A)$. This fact follows from Corollary 9 in [13], taking into account that, by Lemma 1, and Remark 4.6 in [22], we may focus on $A = Z_n(x)$, for some $x > 0$.

Similarly, if $A \in \mathcal{PC}_n$ is a double perturbed consistent matrix (that is, A is obtained from a consistent matrix by modifying two entries above the diagonal and the corresponding reciprocal entries), in which no two perturbed entries lie in the same row and column, then A has a principal 4-by-4 double perturbed consistent submatrix B of the same type and, by Theorem 4.2 in [22] and Lemma 1, $\mathcal{E}(B)$ is known. By Corollary 4.5 in [22], if we start the inductive construction of efficient vectors with B , then again we obtain $\mathcal{E}(A)$.

Of course, in these simple and double perturbed consistent cases, all the efficient vectors for $A \in \mathcal{PC}_n$ are already known (Theorem 4, and Theorem 4.2 in [22]).

5 Columns of a reciprocal matrix

Previously, it has been noted (Theorem 3) that the Hadamard geometric mean of all columns of $A \in \mathcal{PC}_n$ is efficient for A . Interestingly, each individual column of A is efficient.

Lemma 10 *Let $A \in \mathcal{PC}_n$. Then any column of A lies in $\mathcal{E}(A)$.*

Proof. Let a_j be the j -th column of A . Then the j -th column of $D(A, a_j)$ has entries $\frac{a_{ij}}{1} - a_{ij} = 0$. Hence, $G(A, a_j)$ has an undirected star on n vertices as an induced subgraph and is, therefore, strongly connected, verifying that a_j is efficient, by Theorem 2. ■

Further, the geometric mean of any subset of the columns of a reciprocal matrix A also lies in $\mathcal{E}(A)$. To prove this result, we use the following lemma.

Lemma 11 *Let $A \in \mathcal{PC}_n$, $D = \text{diag}(d_1, \dots, d_n)$ be a positive diagonal matrix and $1 \leq s \leq n$. If w is the geometric mean of s columns of A then Dw is a positive multiple of the geometric mean of the corresponding s columns of DAD^{-1} .*

Proof. By a possible permutation similarity and taking into account Lemma 1, suppose, without loss of generality, that w is the geometric mean of the first s columns of A . (Note that, if w is the geometric mean of a reciprocal matrix A then Pw is the geometric mean of PAP^T for a permutation matrix P .) The i -th entry of Dw is $d_i \Pi_{j=1}^s a_{ij}^{\frac{1}{s}}$. On the other hand, the i -th entry of the geometric mean v of the first s columns of DAD^{-1} is $\Pi_{j=1}^s \left(\frac{d_i a_{ij}}{d_j} \right)^{\frac{1}{s}} = d_i \Pi_{j=1}^s \left(\frac{a_{ij}}{d_j} \right)^{\frac{1}{s}}$. Thus, the quotient of the i -th entries of Dw and v is $\Pi_{j=1}^s (d_j)^{\frac{1}{s}}$, which does not depend on i , implying the claim. ■

Theorem 12 *Let $A \in \mathcal{PC}_n$. Then the geometric mean of any collection of distinct columns of A lies in $\mathcal{E}(A)$.*

Proof. Let $1 \leq s \leq n$. We show that the geometric mean w_A of s distinct columns of A is efficient for A . The proof is by induction on n . For $n = 2$, the result is straightforward. Suppose that $n > 2$. If $s = 1$ or $s = n$, the result follows from Lemma 10 or Theorem 3, respectively. Suppose that $1 < s < n$. By Lemmas 1 and 11, we may and do assume that the s columns of A are the first ones, and the entries in the last column and in the last row of A are all equal to 1, that is,

$$A = \begin{bmatrix} B & \mathbf{e} \\ \mathbf{e}^T & 1 \end{bmatrix},$$

where \mathbf{e} is the $(n-1)$ -vector with all entries equal to 1 and $B \in \mathcal{PC}_{n-1}$. Let b_1, \dots, b_s be the first s columns of B , so that, for $j = 1, \dots, s$,

$$a_j = \begin{bmatrix} b_j \\ 1 \end{bmatrix}.$$

We have

$$D(A, w_A) = \begin{bmatrix} D(B, w_B) & w_B - \mathbf{e} \\ w_B^{(-T)} - \mathbf{e}^T & 1 \end{bmatrix},$$

in which w_B is the geometric mean of columns b_1, \dots, b_s . By the induction hypothesis, w_B is efficient for B so that, by Theorem 2, $G(B, w_B)$ is strongly connected. Thus, $G(A, w_A)$ is strongly connected if and only if there are edges from vertex n to vertices in $G(B, w_B)$ and also vertices from the latter to n (see the observation before Theorem 7). Then, $G(A, w_A)$ is strongly connected if and only if $w_B - \mathbf{e}$ is neither strictly positive nor negative. The product of the first s entries of w_B is $l^{\frac{1}{s}}$, where l is the product of the entries of $B[\{1, \dots, s\}]$. Since this matrix is reciprocal, then $l = 1$. Thus, the vector formed by the first s entries of w_B is neither strictly greater than 1 nor strictly less than 1, implying that $G(A, w_A)$ is strongly connected. ■

We observe that we have $2^n - 1$ (nonempty) distinct subsets of columns of $A \in \mathcal{PC}_n$ (not necessarily corresponding to different geometric means).

The sets of efficient vectors for matrices in \mathcal{PC}_2 (any 2-by-2 reciprocal matrix is consistent) and in \mathcal{PC}_3 (any 3-by-3 reciprocal matrix is a simple perturbed consistent matrix) are closed under geometric means. In the latter case, this follows from Lemma 1 and the facts that a matrix in \mathcal{PC}_3 is monomial similar to $Z_3(x)$, for some $x > 0$, and, by Theorem 4, the set of efficient vectors for $Z_3(x)$ is closed under geometric mean. However, the set of efficient vectors for matrices in \mathcal{PC}_n , with $n > 3$, may not be closed under geometric mean, as the next example illustrates.

Example 13 *Let A be the matrix in (2). Let*

$$A' = A(5) = \begin{bmatrix} 1 & 1 & 9 & 4 \\ 1 & 1 & 1 & 4 \\ \frac{1}{9} & 1 & 1 & 1 \\ \frac{1}{4} & \frac{1}{4} & 1 & 1 \end{bmatrix},$$

the 4-by-4 principal submatrix of A obtained by deleting the 5-th row and column. Taking into account Example 9, the vectors

$$w = \begin{bmatrix} 4.1 \\ 4.1 \\ 1 \\ 1 \end{bmatrix} \quad \text{and} \quad v = \begin{bmatrix} 4.2 \\ 4 \\ 3 \\ 1 \end{bmatrix}$$

are efficient for A' . However the vector $(w \circ v)^{\left(\frac{1}{2}\right)}$ is not efficient for A as the first three entries of the last column of $D(A', (w \circ v)^{\left(\frac{1}{2}\right)})$ are positive and, therefore, $G(A', (w \circ v)^{\left(\frac{1}{2}\right)})$ is not strongly connected.

6 Numerical experiments

We next give numerical examples in which we compare the geometric means w of the vectors in different proper subsets of columns of a reciprocal matrix A with the geometric mean of all columns of A , denoted here by w_C , a vector proposed by several authors to obtain a consistent matrix approximating A , as this method has a strong axiomatic background [5, 15, 16, 21, 28]. Recall from Section 5 that all these vectors are efficient for A . We take $\|D(A, w)\|_1$, the sum of all entries of $|D(A, w)|$, as a measure of effectiveness of $w \in \mathcal{E}(A)$, as well as $\|D(A, w)\|_2$, the Frobenius norm of $D(A, w)$. Recall that, for an n -by- n matrix $B = [b_{ij}]$, we have

$$\|B\|_2 = \left(\sum_{i,j=1,\dots,n} (b_{ij})^2 \right)^{\frac{1}{2}}.$$

Other measures (norms) are possible. For comparison, we also consider the case in which w is the Perron eigenvector of A , denoted by w_P , as it is one of the most used vectors to estimate a consistent matrix close to A . Our experiments were done using the software Octave version 6.1.0.

Example 14 Consider the matrix

$$A = \begin{bmatrix} 1 & \frac{9}{5} & \frac{6}{5} & 12 & 6 \\ \frac{5}{9} & 1 & \frac{4}{5} & 100 & 5 \\ \frac{5}{6} & \frac{5}{4} & 1 & \frac{17}{10} & 6 \\ \frac{1}{12} & \frac{1}{100} & \frac{10}{17} & 1 & 3 \\ \frac{1}{6} & \frac{1}{5} & \frac{1}{6} & \frac{1}{3} & 1 \end{bmatrix} \in \mathcal{PC}_5.$$

There are 31 distinct subsets of the set of columns of A . We identify each subset with a sequence of five 0/1 numbers, in which a 1 in position i means that the i -th column of A belongs to the subset, while a 0 means that it does not belong to the subset. The sequences are in increasing (numerical) order and by S_i we denote the subset of columns associated with the i -th sequence. Note that S_{31} is the set of all columns of A . By w_i we denote the geometric mean of the vectors in S_i .

In Table 1 we give the norms $\|D(A, w_i)\|_1$ and $\|D(A, w_i)\|_2$, $i = 1, \dots, 31$. In Table 2 we emphasize the results obtained for the geometric mean w_C of all columns, for the vectors that produce the smallest and the largest values of $\|D(A, w_i)\|_1$ and $\|D(A, w_i)\|_2$, and also consider the case of the Perron eigenvector w_P of A (which is efficient). Note that

$$\frac{\max_i \|D(A, w_i)\|_1}{\min_i \|D(A, w_i)\|_1} = 3.7048 \quad \text{and} \quad \frac{\max_i \|D(A, w_i)\|_2}{\min_i \|D(A, w_i)\|_2} = 5.8235.$$

It can be observed that, according to the considered measures, there are proper subsets of columns that produce better results than those for the Perron eigenvector and for the set of all columns.

We summarize our results in Figure 1, in which we give a graphic with a comparison of all the results obtained. In the x axis we have the index i of each subset S_i of columns. In the y axis we have the values of $\|D(A, w_i)\|_1$ and $\|D(A, w_i)\|_2$ for the different vectors w_i . A line joining the values of each of these norms for the different subsets of columns is plotted. A horizontal line corresponding to each of the considered norms for the Perron eigenvector also appears.

Example 15 Consider the matrix

$$A = \begin{bmatrix} 1 & \frac{9}{5} & \frac{6}{5} & 12 & 6 & 2 & 5 & 3 \\ \frac{5}{9} & 1 & \frac{4}{5} & \frac{1}{10} & 6 & \frac{23}{10} & \frac{1}{2} & \frac{43}{10} \\ \frac{5}{6} & \frac{5}{4} & 1 & \frac{17}{10} & 6 & \frac{1}{5} & 50 & \frac{3}{10} \\ \frac{1}{12} & 10 & \frac{10}{17} & 1 & 3 & 12 & 25 & \frac{13}{10} \\ \frac{1}{6} & \frac{1}{6} & \frac{1}{6} & \frac{1}{3} & 1 & \frac{21}{10} & 2 & 3 \\ \frac{1}{2} & \frac{10}{23} & 5 & \frac{1}{12} & \frac{10}{21} & 1 & 1 & 3 \\ \frac{1}{5} & 2 & \frac{1}{50} & \frac{1}{25} & \frac{1}{2} & 1 & 1 & 3 \\ \frac{1}{3} & \frac{10}{43} & \frac{10}{3} & \frac{10}{13} & \frac{1}{3} & \frac{1}{3} & \frac{1}{3} & 1 \end{bmatrix} \in \mathcal{PC}_8.$$

Table 3 and Figure 2 are the analogs of Table 2 and Figure 1 for the 8-by-8 reciprocal matrix considered here. Note that in this case we have 255 different subsets S_i of the set of columns of A . Again, a proper subset of the columns produces better results than either all columns or the Perron vector (which is efficient for A). Note that

$$\frac{\max_i \|D(A, w_i)\|_1}{\min_i \|D(A, w_i)\|_1} = 5.0432 \quad \text{and} \quad \frac{\max_i \|D(A, w_i)\|_2}{\min_i \|D(A, w_i)\|_2} = 10.890,$$

Experiment 16 In this example we generated 100 reciprocal matrices $A \in \mathcal{PC}_5$, in which the entries in the upper triangular part are random real numbers in the interval $(0, 100)$, and compare, in terms of the 1-norm (Figure 3) and the Frobenius norm (Figure 4) of $D(A, w)$, the cases in which w is the geometric mean w_C of all columns of A and w is the vector that produces the smallest norm among all geometric means of the subsets of the columns of A . Again, it can be verified that, in general, a proper subset of columns produce better results.

In our previous examples we have emphasized that the minimum 1-norm and the minimum Frobenius norm of $D(A, w)$, when w runs over the geometric means of the sets of columns of a reciprocal matrix A , is, in general,

not attained by w_C , the geometric mean of all columns of A . However, if we consider a large set of random reciprocal matrices A_j , we can see that the sum, for all A_j 's, of some normalization of $\|D(A_j, w_C)\|_2$ performs well when compared to the corresponding sums for other sets of columns, even when $\min \|D(A_j, w)\|_2$, with w running over the geometric means of the subsets of columns of A_j , is not attained by w_C for most j 's.

Experiment 17 We consider reciprocal matrices $A_j \in \mathcal{PC}_5$, $j = 1, \dots, 1000$, by generating 1000 matrices B_j with random real entries in the interval $(0, 10)$ and letting $A_j = B_j \circ (B_j^{(-1)})^T$, where $B_j^{(-1)}$ denotes the entry-wise inverse of B_j and \circ the Hadamard product. For each $i = 1, \dots, 31$, we determine

$$p(i) := \sum_{j=1}^{1000} \frac{\|D(A_j, w_{ij})\|_2}{\min_k \|D(A_j, w_{kj})\|_2},$$

in which w_{ij} is the geometric mean of subset S_i of the columns of A_j . (We identify the subsets S_i with indices of columns, as introduced in Example 14.) In Table 4 we display the values of $p(i)$, $i = 1, \dots, 31$. For each i , we also display the number $n(i)$ of j 's for which $\min \|D(A_j, w)\|_2$, when w runs over all the geometric means of the subsets of columns of A_j , is attained by the subset S_i .

We finally give an example illustrating that, close to consistency, all subsets of columns perform about the same, as expected.

Example 18 Consider the matrix

$$A = \begin{bmatrix} 1 & 1 & 1 & 1.1 & 1 \\ 1 & 1 & 0.9 & 1 & 1 \\ 1 & \frac{1}{0.9} & 1 & 1 & 1.1 \\ \frac{1}{1.1} & 1 & 1 & 1 & 1 \\ 1 & 1 & \frac{1}{1.1} & 1 & 1 \end{bmatrix} \in \mathcal{PC}_5.$$

If w_i , $i = 1, \dots, 31$, are the geometric means of the 31 subsets of the columns of A , we have

$$\frac{\max_i \|D(A, w_i)\|_1}{\min_i \|D(A, w_i)\|_1} = 1.7121 \quad \text{and} \quad \frac{\max_i \|D(A, w_i)\|_2}{\min_i \|D(A, w_i)\|_2} = 1.9125,$$

which are small when compared with the corresponding values in Examples 14 and 15. Also,

$$\frac{\|D(A, w_C)\|_1}{\min_i \|D(A, w_i)\|_1} = 1.0136 \quad \text{and} \quad \frac{\|D(A, w_C)\|_2}{\min_i \|D(A, w_i)\|_2} = 1.$$

7 Conclusions

In the context of the Analytic Hierarchic Process, pairwise comparison matrices (PC matrices), also called reciprocal matrices, appear to rank different alternatives. In practice, the obtained reciprocal matrices are usually inconsistent and a good consistent matrix approximating the reciprocal matrix should be obtained. A consistent matrix is uniquely determined by a positive vector (the vector of priorities or weights). Many methods have been proposed in the literature to obtain the vectors from which a consistent matrix approximating a given reciprocal matrix is constructed. Some of the most used methods consist on the choice of the Perron eigenvector of the reciprocal matrix or on the Hadamard geometric mean of all its columns. An important property that should be satisfied by the vectors on which such a consistent matrix is based is efficiency. It is known that the Hadamard geometric mean of all the columns of a reciprocal matrix is efficient, though the Perron eigenvector not always satisfies this property.

Here we give an algorithm to construct efficient vectors for a reciprocal matrix A from efficient vectors for principal submatrices of A . We also show that the geometric mean of the vectors in any nonempty subset of the columns of A is efficient for A . We give an example that the geometric mean of two efficient vectors need not be efficient. It leaves the question of when the Hadamard geometric mean of two efficient vectors is efficient.

We give numerical examples comparing the geometric means obtained from proper subsets of the columns of A with the geometric mean of all the columns of A . We conclude that the geometric mean of some proper subsets of columns may produce better results, also when compared with the Perron eigenvector, which we include for completeness. So, according to our results, there is no evidence that the geometric mean of all columns has a universal advantage over the geometric means of other sets of columns, specially when the level of inconsistency is significant.

Declaration All authors declare that they have no conflicts of interest.

References

- [1] K. Ábele-Nagy, S. Bozóki, *Efficiency analysis of simple perturbed pairwise comparison matrices*, *Fundamenta Informaticae* 144 (2016), 279-289.
- [2] K. Ábele-Nagy, S. Bozóki, Ö. Rebák, *Efficiency analysis of double perturbed pairwise comparison matrices*, *Journal of the Operational Research Society* 69 (2018), 707-713.
- [3] M. Anholcer, J. Fülöp, *Deriving priorities from inconsistent PCM using the network algorithms*, *Annals of Operations Research* 274 (2019), 57-74.
- [4] G. Bajwa, E. U. Choo, W. C. Wedley, *Effectiveness analysis of deriving priority vectors from reciprocal pairwise comparison matrices*, *Asia-Pacific Journal of Operational Research*, 25(3) (2008), 279–299.
- [5] J. Barzilai, *Deriving weights from pairwise comparison matrices*, *Journal of the Operational Research Society* 48(12) (1997), 1226-1232.
- [6] R. Blanquero, E. Carrizosa, E. Conde, *Inferring efficient weights from pairwise comparison matrices*, *Mathematical Methods of Operations Research* 64 (2006), 271-284.
- [7] S. Bozóki, *Inefficient weights from pairwise comparison matrices with arbitrarily small inconsistency*, *Optimization* 63, 1893-1901 (2014).
- [8] S. Bozóki, L. Csató, J. Temesi, *An application of incomplete pairwise comparison matrices for ranking top tennis players*, *European Journal of Operational Research* 248(1) (2016), 211–218.
- [9] S. Bozóki, J. Fülöp, *Efficient weight vectors from pairwise comparison matrices*, *European Journal of Operational Research* 264 (2018), 419-427.
- [10] X. Chao, G. Kou, T. Li, Y. Peng, *Jie Ke versus AlphaGo: A ranking approach using decision making method for large-scale data with incomplete information*, *European Journal of Operational Research*, 265(1) (2018), 239–247.

- [11] E. Choo, W. Wedley, *A common framework for deriving preference values from pairwise comparison matrices*, Computers and Operations Research, 31(6) (2004), 893–908.
- [12] G. Crawford, C. Williams, *A note on the analysis of subjective judgment matrices*, Journal of Mathematical Psychology 29(4) (1985), 387–405.
- [13] H. Cruz, R. Fernandes, S. Furtado, *Efficient vectors for simple perturbed consistent matrices*, International Journal of Approximate Reasoning 139 (2021), 54-68.
- [14] L. Csató, *Ranking by pairwise comparisons for Swiss-system tournaments*, Central European Journal of Operations Research, 21(4) (2013), 783–803.
- [15] L. Csató, *Characterization of the row geometric mean ranking with a group consensus axiom*, Group Decision and Negotiation 27(6) (2018), 1011-1027.
- [16] L. Csató, *A characterization of the Logarithmic Least Squares Method*, European Journal of Operational Research 276(1) (2019), 212-216.
- [17] T. K. Dijkstra, *On the extraction of weights from pairwise comparison matrices*, Central European Journal of Operations Research, 21(1) (2013), 103-123.
- [18] J. Dyer, *Remarks on the Analytic Hierarchy Process*, Management Science 36 (3) (1990), 249-258.
- [19] J. Dyer, *A clarification of “remarks on the analytic hierarchy process”*, Management Science 36 (1990), 274–275.
- [20] R. Fernandes, S. Furtado, *Efficiency of the principal eigenvector of some triple perturbed consistent matrices*, European Journal of Operational Research 298 (2022), 1007-1015.
- [21] J. Fichtner, *On deriving priority vectors from matrices of pairwise comparisons*, Socio-Economic Planning Sciences 20(6) (1986), 341-345.
- [22] S. Furtado, *Efficient vectors for double perturbed consistent matrices*, Optimization (online, 2022).

- [23] B. Golany, M. Kress, *A multicriteria evaluation of methods for obtaining weights from ratio-scale matrices*, European Journal of Operational Research, 69 (2) (1993), 210–220.
- [24] R. A. Horn, C. R. Johnson, *Matrix analysis*, Cambridge University Press, Cambridge, 1985.
- [25] Alessio Ishizaka, Ashraf Labib, *Review of the main developments in the analytic hierarchy process*, Expert Systems with Applications 38 (11) (2011), 14336-14345.
- [26] C. R. Johnson, W. B. Beine, T. J. Wang, *Right-left asymmetry in an eigenvector ranking procedure*, Journal of Mathematical Psychology, 19(1) (1979), 61–64.
- [27] K. Kułakowski, J. Mazurek. M. Strada, *On the similarity between ranking vectors in the pairwise comparison method*, Journal of the Operational Research Society 73:9 (2022), 2080-2089.
- [28] M. Lundy, S. Siraj, S. Greco, *The mathematical equivalence of the “spanning tree” and row geometric mean preference vectors and its implications for preference analysis*, European Journal of Operational Research, 257(1) (2017), 197–208.
- [29] D. G. Petróczy, *An alternative quality of life ranking on the basis of remittances*, Socio-Economic Planning Sciences 78:101042 (2021).
- [30] D. G. Petróczy, and L. Csató, *Revenue allocation in Formula One: A pairwise comparison approach*, International Journal of General Systems 50(3) (2021),243–261.
- [31] T. L. Saaty, *A scaling method for priorities in hierarchical structures*, Journal of Mathematical Psychology 32 (1977), 234–281.
- [32] T. L. Saaty, *The Analytic Hierarchy Process*, McGraw-Hill, New York, 1980.
- [33] T. L. Saaty, *Decision-making with the AHP: Why is the principal eigenvector necessary*, European Journal of Operational Research 145 (2003), 85–91.
- [34] M. Zeleny, *Multiple criteria decision making*, (1982) McGraw-Hill.

i	S_i	$\ D(A, w_i)\ _1$	$\ D(A, w_i)\ _2$	i	S_i	$\ D(A, w_i)\ _1$	$\ D(A, w_i)\ _2$
1	00001	111.06	98.846	17	10001	111.86	96.992
2	00010	401.53	302.311	18	10010	127.49	79.599
3	00011	150.47	94.324	19	10011	123.22	90.829
4	00100	112.16	99.154	20	10100	111.92	97.300
5	00101	111.58	99.005	21	10101	111.90	97.910
6	00110	152.21	95.328	22	10110	123.95	91.500
7	00111	130.39	95.576	23	10111	120.39	94.442
8	01000	318.27	209.361	24	11000	154.93	88.719
9	01001	115.66	88.581	25	11001	113.28	90.595
10	01010	111.78	51.913	26	11010	119.47	64.637
11	01011	116.87	76.601	27	11011	112.64	82.586
12	01100	116.35	89.645	28	11100	113.69	91.184
13	01101	108.38	94.171	29	11101	108.57	94.052
14	01110	118.62	78.223	30	11110	113.54	83.474
15	01111	115.57	88.454	31	11111	111.96	89.539
16	10000	109.61	93.772				

Table 1: 1-norm and Frobenius norm of $D(A, w_i)$, when w_i is the geometric mean of the columns of A in the subset S_i , $i = 1, \dots, 31$ (Example 14).

	S_i associated with w	$\ D(A, w)\ _1$	$\ D(A, w)\ _2$
w st. $\min_i \ D(A, w_i)\ _1 = \ D(A, w)\ _1$	S_{13}	108.38	
w st. $\max_i \ D(A, w_i)\ _1 = \ D(A, w)\ _1$	S_2	401.53	
w st. $\min_i \ D(A, w_i)\ _2 = \ D(A, w)\ _2$	S_{10}		51.913
w st. $\max_i \ D(A, w_i)\ _2 = \ D(A, w)\ _2$	S_2		302.31
$w_C = w_{31}$	S_{31}	111.96	89.539
w_P		117.43	84.454

Table 2: Comparison of the performance of the geometric mean w_C of all the columns of A , the Perron eigenvector w_P of A and the geometric means of the subsets of the columns of A with best and worst behaviors (Example 14).

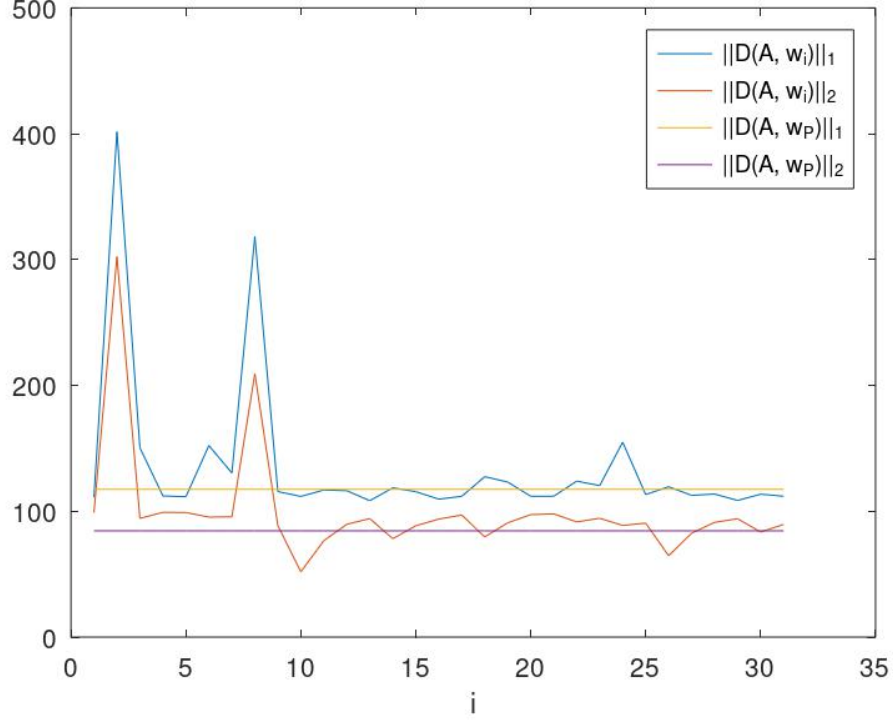


Figure 1: Comparison of the performance of the geometric means of the subsets of columns of A and the Perron eigenvector w_P of A (Example 14).

	S_i associated with w	$\ D(A, w)\ _1$	$\ D(A, w)\ _2$
w st. $\min_i \ D(A, w_i)\ _1 = \ D(A, w)\ _1$	S_{235}	145.76	
w st. $\max_i \ D(A, w_i)\ _1 = \ D(A, w)\ _1$	S_{16}	735.07	
w st. $\min_i \ D(A, w_i)\ _2 = \ D(A, w)\ _2$	S_{34}		32.289
w st. $\max_i \ D(A, w_i)\ _2 = \ D(A, w)\ _2$	S_{16}		351.62
$w_C = w_{255}$	S_{255}	151.16	53.620
w_P		150.54	52.462

Table 3: Comparison of the performance of the geometric mean w_C of all the columns of A , the Perron eigenvector w_P of A and the geometric means of the subsets of the columns of A with best and worst behaviors (Example 15).

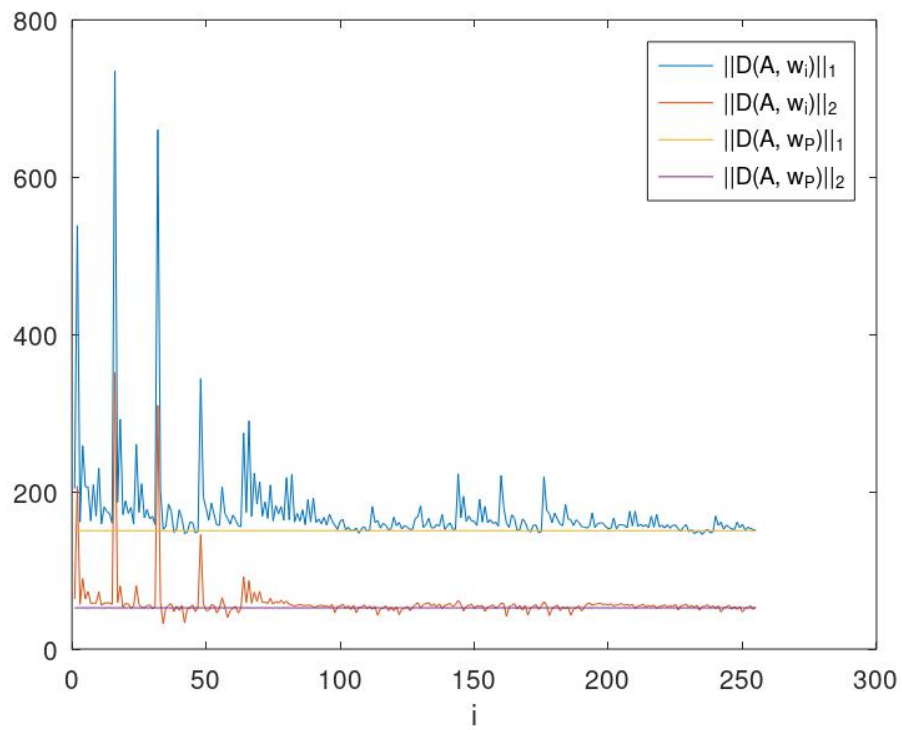


Figure 2: Comparison of the performance of the geometric means of the subsets of the columns of A and the Perron eigenvector w_P of A (Example 15).

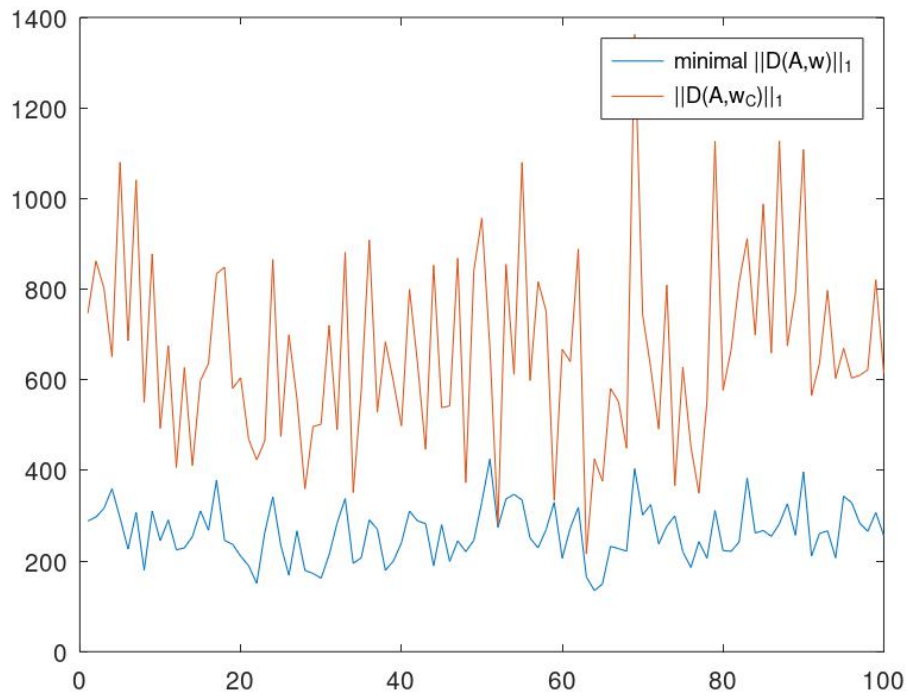


Figure 3: Comparison of the minimal value of the 1-norm of $D(A, w)$, when w runs over the geometric means of the subsets of the columns of A , with the 1-norm of $D(A, w)$, when w is the geometric mean w_C of all columns of A , for 100 reciprocal matrices A (Experiment 16).

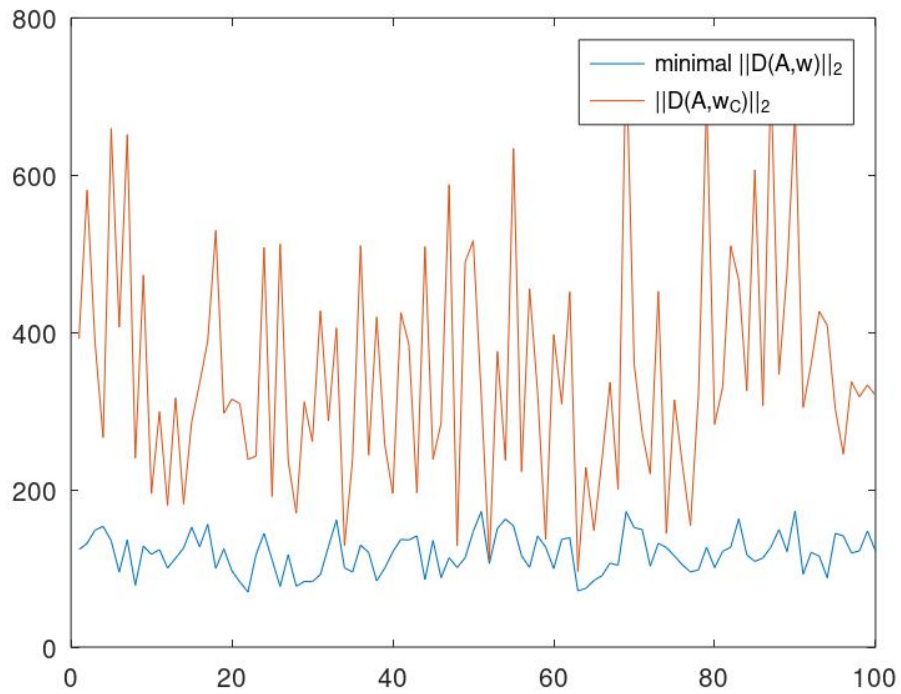


Figure 4: Comparison of the minimal value of the Frobenius norm of $D(A, w)$, when w runs over the geometric means of the subsets of the columns of A , with the Frobenius norm of $D(A, w)$, when w is the geometric mean w_C of all columns of A , for 100 reciprocal matrices A (Experiment 16).

i	S_i	$p(i)$	$n(i)$	i	S_i	$p(i)$	$n(i)$
1	00001	3848.0	4	17	10001	1776.9	50
2	00010	3839.7	4	18	10010	1770.0	48
3	00011	1784.1	38	19	10011	1651.0	37
4	00100	4415.0	3	20	10100	1778.4	44
5	00101	1763.9	45	21	10101	1636.8	37
6	00110	1741.5	49	22	10110	1640.7	29
7	00111	1642.3	42	23	10111	1621.0	24
8	01000	4015.5	4	24	11000	1770.5	42
9	01001	1771.0	41	25	11001	1646.4	27
10	01010	1765.2	31	26	11010	1638.1	36
11	01011	1650.1	34	27	11011	1624.5	23
12	01100	1757.7	41	28	11100	1640.4	37
13	01101	1633.8	48	29	11101	1615.6	32
14	01110	1621.4	60	30	11110	1612.4	33
15	01111	1614.2	9	31	11111	1613.8	44
16	10000	3618.3	4				

Table 4: For 1000 random 5-by-5-reciprocal matrices A_j , $p(i)$ is the sum of the normalized Frobenius norm of $D(A_j, w_{ij})$, $j = 1, \dots, 1000$, in which w_{ij} is the geometric mean of the columns of A_j in the subset S_i ; $n(i)$ is the number of matrices A_j for which the minimum of the Frobenius norm of $D(A_j, w)$ occurs for the subset S_i (Experiment 17).